


SUMMARY OF APPROPRIATIONS, ALLOTMENTS, OBLIGATIONS, DISBURSEMENTS AND BALANCES BY OBJECT OF EXPENDITURES
As of the Quarter Ending September 30, 2020

Department: HEALTH
Agency:
Operating Unit: ALL

 Current Year Appropriations
 Continuing Appropriations

Organization Code (UACS):
Fund Cluster: 01 - Regular Agency Fund, 04 - Special Accounts/ Foreign Assisted, 03- Locally Funded/Grants Fund

PARTICULARS	UACS CODE	APPROPRIATION				ALLOTMENTS					1st Qtr ending March 31
		Authorized Appropriation	Adjustments (Transfer To/From Realignment)		Adjusted Appropriations	Allotments Received	Adjustments (Withdrawal, Realignment)	(Transfer to)	Transfer from	Adjusted Total Allotments	
			Outside Dept.	Within Dept.							
1	2	3	4	5	6=(3+4+5)	7	8	9	10	11=(7+8+9+10)	12

CURRENT														
A. Agency Specific Budget		100,559,985,000.00	-	-	0.00	100,559,985,000.00	95,546,783,000.00	-	0.00	-	22,912,291,074.84	22,912,291,074.84	95,546,783,000.00	17,106,919,505.06
Personnel Services		46,192,160,000.00	-	-	0.00	46,192,160,000.00	46,180,160,000.00	-	0.00	-	8,144,050,459.75	8,144,050,459.75	46,180,160,000.00	11,432,947,647.60
Basic Salary- Civilian	50101010 01	23,299,969,292.48	-	328,625,122.81	23,628,594,415.29	23,287,969,292.48	-	1,462,706,166.17	-	32,265,059.20	1,823,596,348.18	23,616,594,415.29	6,405,122,730.87	
Salaries and Wages - Casual/ Contractual	50101020 00	7,550,993,000.00	-	2,916,649,001.60	4,634,343,998.40	7,550,993,000.00	-	1,129,919,387.96	-	4,844,631,294.00	3,057,901,680.36	4,634,343,998.40	1,679,936,829.44	
PERA-Civilian	50102010 01	1,397,444,000.00	-	340,633,986.33	1,738,077,986.33	1,397,444,000.00	-	331,495,332.70	-	322,032,000.00	331,170,653.63	1,738,077,986.33	486,445,628.99	
Representation Allowance (RA)	50102020 00	32,765,500.00	-	32,765,500.00	43,409,328.43	32,765,500.00	-	11,016,137.50	-	5,529,200.00	5,156,890.93	43,409,328.43	11,079,937.65	
Transportation Allowance (TA)	50102030 01	30,383,500.00	-	3,100,266.45	33,483,766.45	30,383,500.00	-	2,724,466.45	-	280,000.00	655,800.00	33,483,766.45	7,380,306.60	
Clothing/Uniform Allowance- Civilian	50102040 01	357,297,000.00	-	152,779,463.63	510,076,463.63	357,297,000.00	-	164,000,797.20	-	148,758,001.00	137,536,667.43	510,076,463.63	332,736,408.00	
Subsistence Allowance- Magna Carta Benefits for Public Health Workers	50102050 03	280,340,675.50	-	590,782,969.59	871,123,645.09	280,340,675.50	-	583,158,091.05	-	177,117,600.00	184,742,478.54	871,123,645.09	261,120,202.19	
Laundry Allowance- Magna Carta Benefits for Public Health Workers	50102060 04	20,913,735.74	-	84,671,150.75	105,584,886.49	20,913,735.74	-	81,371,946.21	-	24,152,400.00	27,451,604.54	105,584,886.49	33,838,681.54	
Quarters Allowance- Magna Carta Benefits for Public Health Workers	50102070 04	240,000.00	-	7,671,656.60	7,911,656.60	240,000.00	-	7,671,656.60	-	-	-	7,911,656.60	715,116.60	
Productivity Incentive Allowance- Civilian	50102080 01	2,440,000.00	-	6,000,000.00	8,440,000.00	2,440,000.00	-	6,000,000.00	-	-	-	8,440,000.00	-	
Overseas Allowance-Civilian	50102090 01	111,489,000.00	-	8,172,000.00	103,317,000.00	111,489,000.00	-	8,172,000.00	-	-	-	103,317,000.00	-	
Honoraria- Civilian	50102100 01	86,037,000.00	-	9,000.00	86,046,000.00	86,037,000.00	-	9,000.00	-	-	-	86,046,000.00	-	
HP- Magna Carta Benefits for Public Health Workers	50102110 05	4,107,750,447.00	-	1,261,597,194.80	5,369,347,641.80	4,107,750,447.00	-	1,199,811,086.24	-	1,170,262,021.26	1,232,048,129.82	5,369,347,641.80	1,584,334,783.95	
Longevity Pay- Magna Carta Benefits for Public Health Workers	50102120 04	114,138,115.62	-	491,516,408.49	605,654,524.11	114,138,115.62	-	491,216,408.49	-	300,000.00	-	605,654,524.11	171,255,106.79	
Overtime Pay	50102130 01	14,785,000.00	-	3,787,748.53	18,572,748.53	14,785,000.00	-	3,787,748.53	-	-	-	18,572,748.53	713,256.87	
Night-shift Differential Pay	50102130 02	95,065,000.00	-	52,486,026.98	147,551,026.98	95,065,000.00	-	52,486,026.98	-	-	-	147,551,026.98	18,696,378.58	
Bonus- Civilian	50102140 01	1,916,235,000.00	-	70,412,702.99	1,845,822,297.01	1,916,235,000.00	-	180,803,143.99	-	3,137,145.00	113,527,586.00	1,845,822,297.01	1,198,527.29	
Cash Gift- Civilian	50102150 01	295,360,000.00	-	13,689,999.00	281,670,001.00	295,360,000.00	-	13,654,999.00	-	500,001.00	465,001.00	281,670,001.00	9,000.00	
Anniversary Bonus - Civilian	50102990 38	14,785,000.00	-	6,528,000.00	21,313,000.00	14,785,000.00	-	6,528,000.00	-	-	-	21,313,000.00	5,448,000.00	
Collective Negotiation Agreement	50102990 11	1,745,000.00	-	145,000.00	1,890,000.00	1,745,000.00	-	-	-	-	145,000.00	1,890,000.00	-	
Mid year Bonus - Civilian	50102990 36	1,909,406,000.00	-	789,584,924.15	2,698,990,924.15	1,909,406,000.00	-	940,520,493.70	-	725,507,457.00	574,571,887.45	2,698,990,924.15	72,984,331.50	
Productivity Enhancement Incentive- Civilian	50102990 12	292,305,000.00	-	9,164,045.74	283,140,954.26	292,305,000.00	-	8,804,045.74	-	500,000.00	140,000.00	283,140,954.26	10,000.00	
Performance Based Bonus- Civilian	50102990 14	-	-	3,026,409.50	3,026,409.50	-	-	2,694,417.50	-	-	331,992.00	3,026,409.50	-	
Retirement and Life Insurance Premiums	50103010 00	-	-	532,246,813.96	532,246,813.96	-	-	570,856,200.87	-	585,082,483.04	546,473,096.13	532,246,813.96	141,201,609.23	
Pag-ibig- Civilian	50103020 01	71,333,000.00	-	44,491,667.80	115,824,667.80	71,333,000.00	-	44,012,644.21	-	16,101,700.00	16,580,723.59	115,824,667.80	22,657,104.12	
Philhealth- Civilian	50103030 01	260,858,000.00	-	85,649,160.78	346,507,160.78	260,858,000.00	-	83,832,051.48	-	72,035,879.00	73,852,988.30	346,507,160.78	100,451,715.48	
ECIP- Civilian	50103040 01	71,321,000.00	-	21,036,385.44	92,357,385.44	71,321,000.00	-	20,990,061.85	-	16,101,700.00	16,148,023.59	92,357,385.44	20,702,415.99	
Pension Benefits- Civilian	50104010 01	161,000.00	-	1,017,700.00	1,178,700.00	161,000.00	-	1,017,700.00	-	-	-	1,178,700.00	16,300.00	
Retirement and Graduity- Civilian	50104020 01	-	-	-	-	-	-	-	-	-	-	-	-	
Terminal Leave Benefits- Civilian	50104030 01	209,203,663.00	-	65,553,006.93	274,756,669.93	209,203,663.00	-	65,553,006.93	-	-	-	274,756,669.93	30,975,584.36	
Loyalty Award - Civilian	50104990 15	-	-	1,220,000.00	1,220,000.00	-	-	1,220,000.00	-	-	-	1,220,000.00	602,500.00	
Lump-sum for Creation of New Positions- Civilian	50104990 01	128,906,000.00	-	17,454,000.00	111,452,000.00	128,906,000.00	-	17,454,000.00	-	-	-	111,452,000.00	-	
Lump-sum for Reclassification of Positions	50104990 03	-	-	-	-	-	-	-	-	-	-	-	-	
Lump-sum for Equivalent Record Form	50104990 04	-	-	-	-	-	-	-	-	-	-	-	-	
Lump-sum for Compensation Adjustment	50104990 06	2,248,000.00	-	2,248,000.00	-	2,248,000.00	-	2,248,000.00	-	-	-	-	-	
Lump-sum for Filling of Positions	50104990 07	3,458,453,859.50	-	2,189,445,590.75	1,269,008,268.75	3,458,453,859.50	-	2,189,445,590.75	-	-	-	1,269,008,268.75	34,978,419.78	
Lump-sum for NBC No. 308	50104990 08	1,929,000.00	-	390,158.12	2,319,158.12	1,929,000.00	-	390,158.12	-	-	-	2,319,158.12	-	
Lump-sum for Personnel Services	50104990 09	-	-	-	-	-	-	-	-	-	-	-	-	
Lump-sum for Step Increments- Length of Service	50104990 10	54,076,000.00	-	473,768.48	53,602,231.52	54,076,000.00	-	473,768.48	-	-	-	53,602,231.52	485,852.88	
Lump-sum for Step Increments- Meritous performance	50104990 11	-	-	-	-	-	-	-	-	-	-	-	-	
Other Lump-sum	50104990 12	1,547,000.00	-	5,000.00	1,552,000.00	1,547,000.00	-	5,000.00	-	-	-	1,552,000.00	-	
Other Personnel Benefits	50104990 99	236,211.16	-	342,510,058.49	342,746,269.65	236,211.16	-	341,312,669.48	-	56,519.25	1,253,908.26	342,746,269.65	7,850,918.90	
Maintenance and Other Operating Expenses		42,175,498,000.00	-	-	42,175,498,000.00	40,340,196,000.00	-	0.00	-	9,017,273,658.49	9,017,273,658.49	40,340,196,000.00	5,528,031,291.21	
Travel Expenses-Local	5020101000	472,766,595.66	-	180,160,006.44	652,926,602.10	461,213,595.66	-	180,160,006.44	-	243,156,003.60	243,156,003.60	641,373,602.10	54,745,537.51	
Travel Expenses-Foreign	5020102000	23,567,000.00	-	2,640,498.21	20,926,501.79	23,567,000.00	-	2,640,498.21	-	900,020.00	900,020.00	20,926,501.79	1,289,290.39	
Training Expenses	5020201002	1,449,409,952.66	-	1,019,209,276.96	430,200,675.70	1,430,708,952.66	-	1,019,209,276.96	-	412,021,855.10	412,021,855.10	411,499,675.70	175,584,249.98	
Scholarship Grants/ Expenses	5020202000	661,505,780.00	-	18,572,963.17	680,078,743.17	661,505,780.00	-	18,572,963.17	-	300,500,631.20	300,500,631.20	680,078,743.17	97,323,277.07	
Office Supplies Expenses	5020301002	239,601,103.82	-	8,402,845.03	231,198,258.79	239,601,103.82	-	8,402,845.03	-	8,938,000.00	8,938,000.00	231,198,258.79	48,208,474.23	
Accountable Forms Expenses	5020302000	13,623,000.00	-	4,410,013.00	18,033,013.00	13,623,000.00	-	4,410,013.00	-	-	-	18,033,013.00	3,144,382.50	
Non-accountable Forms Expenses	5020303000	3,839,000.00	-	609,701.75	3,229,298.25	3,839,000.00	-	609,701.75	-	-	-	3,229,298.25	140,625.00	
Animal/Zoological Supplies Expenses	5020304000	1,800,000.00	-	1,334,400.00	3,134,400.00	1,800,000.00	-	1,334,400.00	-	1,334,400.00	1,334,400.00	3,134,400.00	-	

PARTICULARS	UACS CODE	APPROPRIATION				ALLOTMENTS					1st Qtr ending March 31	
		Authorized Appropriation	Adjustments (Transfer To/From Realignment)		Adjusted Appropriations	Allotments Received	Adjustments (Withdrawal, Realignment)	(Transfer to)	Transfer from	Adjusted Total Allotments		
			Outside Dept.	Within Dept.								
1	2	3	4	5	6=(3+4+5)	7	8	9	10	11=(7+8+9+10)	12	
Food Supplies Expenses	5020305000	745,081,653.00		26,349,171.85	771,430,824.85	745,081,653.00	26,349,171.85	-	65,787,780.00	65,787,780.00	771,430,824.85	150,323,003.68
Welfare Goods Expenses	5020306000	32,580,000.00		-	32,580,000.00	32,580,000.00	-	-	-	-	32,580,000.00	-
Drugs and Medicines Expenses	5020307000	14,502,484,102.48	-	1,555,591,446.96	12,946,892,655.52	14,368,606,102.48	-	1,555,591,446.96	-	34,183,622.00	12,813,014,655.52	783,053,232.24
Medical, Dental and Laboratory Supplies Expenses	5020308000	4,565,761,883.85		586,889,911.22	5,152,651,795.07	4,432,977,883.85		586,889,911.22	-	574,932,666.00	5,019,867,795.07	1,818,874,990.10
Fuel, Oil and Lubricants Expenses	5020309000	64,525,371.61		13,029,366.49	77,554,738.10	64,525,371.61		13,029,366.49	-	2,938,800.00	77,554,738.10	13,617,847.32
Agricultural Supplies Expenses	5020310000	-		229,058.00	229,058.00	-		229,058.00	-	-	229,058.00	-
Textbooks and Instructional Materials Expenses	5020311001	4,502,000.00		20,871.76	4,522,871.76	4,502,000.00		20,871.76	-	620,000.00	4,522,871.76	24,000.00
Semi-Expendable - Machinery	5020321001	250,000.00		11,977.00	261,977.00	250,000.00		11,977.00	-	-	261,977.00	-
Semi-Expendable - Office Equipment	5020321002	6,773,000.00		1,823,171.45	8,596,171.45	6,773,000.00		1,823,171.45	-	212,000.00	8,596,171.45	296,507.68
Semi-Expendable - Information and Communication	5020321003	11,259,000.00		5,873,964.66	17,132,964.66	11,259,000.00		5,873,964.66	-	947,433.98	17,132,964.66	495,858.94
Semi-Expendable - Agricultural and Forestry Equipm	5020321004	1,153,000.00		-	1,153,000.00	1,153,000.00		-	-	-	1,153,000.00	119,170.50
Semi-Expendable - Marine and Fishery Equipment	5020321005	-		-	-	-		-	-	-	-	-
Semi-Expendable - Airport Equipment	5020321006	-		-	-	-		-	-	-	-	-
Semi-Expendable - Communication Equipment	5020321007	1,551,000.00		165,698.80	1,716,698.80	1,551,000.00		165,698.80	-	85,000.00	1,716,698.80	7,011.00
Semi-Expendable - Disaster Response and Rescue Eq	5020321008	193,000.00		162,818.89	355,818.89	193,000.00		162,818.89	-	-	355,818.89	61,938.89
Semi-Expendable - Military, Police and Security Equip	5020321009	-		-	-	-		-	-	-	-	-
Semi-Expendable - Medical Equipment	5020321010	3,899,000.00		9,594,143.50	13,493,143.50	3,899,000.00		9,594,143.50	-	4,176,400.00	13,493,143.50	1,213,540.00
Semi-Expendable - Printing Equipment	5020321011	30,000.00		10,135.00	40,135.00	30,000.00		10,135.00	-	-	40,135.00	-
Semi-Expendable Machinery and Equipment Expense	5020321000	12,000.00		23,494.00	35,494.00	12,000.00		23,494.00	-	-	35,494.00	12,194.00
Semi-Expendable - Sports Equipment	5020321012	607,000.00		20,300.00	627,300.00	607,000.00		20,300.00	-	-	627,300.00	20,300.00
Semi-Expendable - Technical and Scientific Equipmen	5020321013	-		692,040.00	692,040.00	-		692,040.00	-	600,000.00	692,040.00	-
Semi-Expendable - Other Machinery and Equipment	5020321099	10,990,000.00		1,949,254.31	12,939,254.31	10,990,000.00		1,949,254.31	-	-	12,939,254.31	1,005,567.55
Semi-Expendable - Furniture and Fixtures	5020322001	3,522,000.00		5,482,084.38	9,004,084.38	3,522,000.00		5,482,084.38	-	1,038,000.00	9,004,084.38	814,883.98
Semi-Expendable - Books	5020322002	219,000.00		1,027,048.34	1,246,048.34	219,000.00		1,027,048.34	-	-	1,246,048.34	-
Semi-Expendable Furniture, Fixtures and Books Expe	5020322000	249,000.00		813,969.43	1,062,969.43	249,000.00		813,969.43	-	-	1,062,969.43	-
Other Supplies and Materials Expenses	5020399000	1,144,002,145.88		232,723,656.07	1,376,725,801.95	1,018,828,145.88		232,723,656.07	-	249,451,316.06	1,251,551,801.95	127,700,042.26
Water Expenses	5020401000	198,559,612.00		12,104,501.30	210,664,113.30	198,559,612.00		12,104,501.30	-	1,600,000.00	210,664,113.30	33,029,243.71
Electricity Expenses	5020402000	588,824,000.00		5,687,380.90	594,511,380.90	582,343,000.00		5,687,380.90	-	4,000,000.00	588,030,380.90	142,275,892.21
Gas/Heating Expenses	5020403000	722,000.00		9,340,371.16	10,062,371.16	722,000.00		9,340,371.16	-	8,963,680.00	10,062,371.16	77,712.00
Postage and Courier Services	5020501000	63,335,435.00		7,067,550.40	56,267,884.60	63,335,435.00		7,067,550.40	-	-	56,267,884.60	3,411,441.03
Telephone- Mobile	5020502001	42,967,200.00		10,770,459.72	53,737,659.72	39,486,200.00		10,770,459.72	-	2,825,100.00	50,256,659.72	11,663,746.69
Telephone- Landline	5020502002	35,634,720.00		13,610,545.62	49,245,265.62	35,634,720.00		13,610,545.62	-	1,030,200.00	49,245,265.62	4,904,877.33
Internet Subscription Expenses	5020503000	246,423,200.00		7,269,487.85	239,153,712.15	246,423,200.00		7,269,487.85	-	16,482,388.00	239,153,712.15	7,434,909.13
Cable, Satellite, Telegraph and Radio Expenses	5020504000	5,921,200.00		1,656,760.66	7,577,960.66	5,921,200.00		1,656,760.66	-	-	7,577,960.66	567,041.13
Awards/ Rewards Expenses	5020601001	1,712,000.00		2,469,000.00	4,181,000.00	1,712,000.00		2,469,000.00	-	2,457,000.00	4,181,000.00	147,700.00
Rewards and Incentives	5020601002	5,683,000.00		237,257.06	5,920,257.06	3,944,000.00		237,257.06	-	135,000.00	4,181,257.06	181,906.36
Prizes	5020602000	-		193,385.60	193,385.60	-		193,385.60	-	-	193,385.60	169,385.60
Survey Expenses	5020701000	-		-	-	-		-	-	-	-	-
ICT Research, Exploration and Development Expense	5020702001	-		-	-	-		-	-	-	-	-
Research, Exploration and Development Expenses	5020702002	42,914,000.00		10,576,521.40	53,490,521.40	27,343,000.00		10,576,521.40	-	11,151,056.40	37,919,521.40	13,441.96
Confidential Expenses	5021001000	-		-	-	-		-	-	-	-	-
Intelligence Expenses	5021002000	-		90,000.00	90,000.00	-		90,000.00	-	-	90,000.00	-
Extraordinary and Miscellaneous Expenses	5021003000	9,513,000.00		1,247,714.24	10,760,714.24	9,513,000.00		1,247,714.24	-	877,000.00	10,760,714.24	2,275,090.75
Legal Services	5021101000	2,740,800.00		234,685.00	2,975,485.00	2,740,800.00		234,685.00	-	-	2,975,485.00	344,470.00
Auditing Services	5021102000	1,317,000.00		1,346,962.92	2,663,962.92	1,317,000.00		1,346,962.92	-	-	2,663,962.92	712,267.01
Consultancy Services	5021103002	353,038,000.00		125,370,818.17	227,667,181.83	353,038,000.00		125,370,818.17	-	12,644,272.00	227,667,181.83	1,897,733.32
Other Professional Services	5021199000	2,679,846,835.20		413,723,623.86	3,093,570,459.06	2,677,410,835.20		413,723,623.86	-	1,669,556,174.45	3,091,134,459.06	798,076,205.99
Environment/Sanitary Services	5021201000	17,939,000.00		4,601,798.51	22,540,798.51	17,939,000.00		4,601,798.51	-	2,250,000.00	22,540,798.51	1,750,504.23
Janitorial Services	5021202000	203,340,000.00		57,883,045.41	261,223,045.41	203,340,000.00		57,883,045.41	-	-	261,223,045.41	67,693,540.81
Security Services	5021203000	219,932,925.13		76,749,663.78	296,682,588.91	219,932,925.13		76,749,663.78	-	-	296,682,588.91	68,104,560.52
Other General Services	5021299099	149,119,000.00		63,034,491.28	212,153,491.28	123,202,000.00		63,034,491.28	-	-	186,236,491.28	49,145,029.18
RM - Investment Property	5021301000	-		-	-	-		-	-	-	-	-
RM - Other Land Improvements	5021302099	71,000.00		-	71,000.00	71,000.00		-	-	-	71,000.00	-
RM - Road Networks	5021303001	-		-	-	-		-	-	-	-	-
RM - Flood Control Systems	5021303002	-		-	-	-		-	-	-	-	-
RM - Sewer Systems	5021303003	-		82,435.00	82,435.00	-		82,435.00	-	-	82,435.00	24,985.00
RM - Water Supply System	5021303004	718,507.15		132,275.25	850,782.40	718,507.15		132,275.25	-	-	850,782.40	140,497.15
RM - Power Supply Systems	5021303005	733,000.00		235,005.35	968,005.35	733,000.00		235,005.35	-	-	968,005.35	17,782.00
RM - Communication Networks	5021303006	-		10,870.00	10,870.00	-		10,870.00	-	-	10,870.00	-
RM - Airport Systems	5021303008	-		-	-	-		-	-	-	-	-
RM - Other Infrastructure Assets	5021303099	-		-	-	-		-	-	-	-	-
RM - Buildings	5021304001	94,775,000.00		6,227,671.23	101,002,671.23	70,416,000.00		6,227,671.23	-	300,000.00	76,643,671.23	1,666,527.68
RM - Hospitals and Health Centers	5021304003	36,145,000.00		10,429,377.39	46,574,377.39	36,145,000.00		10,429,377.39	-	1,500,000.00	46,574,377.39	7,243,633.41
RM - Hotels and Dormitories	5021304006	-		-	-	-		-	-	-	-	-
RM - Other Structures	5021304099	3,455,000.00		2,030,464.60	5,485,464.60	3,455,000.00		2,030,464.60	-	-	5,485,464.60	327,033.00

PARTICULARS	UACS CODE	APPROPRIATION				ALLOTMENTS					1st Qtr ending March 31
		Authorized Appropriation	Adjustments (Transfer To/From Realignment)		Adjusted Appropriations	Allotments Received	Adjustments (Withdrawal, Realignment)	(Transfer to)	Transfer from	Adjusted Total Allotments	
			Outside Dept.	Within Dept.							
1	2	3	4	5	6=(3+4+5)	7	8	9	10	11=(7+8+9+10)	12
RM - Machinery	5021305001	1,284,000.00		401,882.50	1,685,882.50	1,284,000.00	401,882.50	-	-	1,685,882.50	68,400.00
RM - Office Equipment	5021305002	9,090,000.00		69,645.35	9,159,645.35	9,090,000.00	69,645.35	100,000.00	100,000.00	9,159,645.35	538,187.74
RM - ICT Equipment	5021305003	13,497,400.00		14,726,660.10	28,224,060.10	13,497,400.00	14,726,660.10	-	-	28,224,060.10	12,049,934.26
RM -Agricultural and Forestry Equipment	5021305004	-		-	-	-	-	-	-	-	-
RM -Marine and Fishery Equipment	5021305005	-		-	-	-	-	-	-	-	-
RM - Airport Equipment	5021305006	-		-	-	-	-	-	-	-	-
RM - Communication Equipment	5021305007	1,626,000.00		5,220.50	1,631,220.50	1,626,000.00	5,220.50	-	-	1,631,220.50	-
RM - Disaster Response and Rescue Equipment	5021305009	99,000.00		-	99,000.00	99,000.00	-	-	-	99,000.00	-
RM - Military, Police and Security Equipment	5021305010	-		-	-	-	-	-	-	-	-
RM - Medical Equipment	5021305011	30,117,000.00		4,285,546.49	34,402,546.49	30,117,000.00	4,285,546.49	300,000.00	300,000.00	34,402,546.49	2,989,765.45
RM - Printing Equipment	5021305012	87,000.00		-	87,000.00	87,000.00	-	-	-	87,000.00	-
RM - Sports Equipment	5021305013	-		-	-	-	-	-	-	-	-
RM - Technical and Scientific Equipment	5021305014	98,000.00		274,759.00	372,759.00	98,000.00	274,759.00	150,000.00	150,000.00	372,759.00	137,759.00
RM - Other Machinery and Equipment	5021305099	3,866,000.00		2,794,918.79	6,660,918.79	3,866,000.00	2,794,918.79	-	-	6,660,918.79	898,196.82
RM - Motor Vehicles	5021306001	38,639,240.00		4,703,948.63	43,343,188.63	38,639,240.00	4,703,948.63	-	-	43,343,188.63	5,768,972.97
RM - Trains	5021306002	-		15,918.00	15,918.00	-	15,918.00	-	-	15,918.00	1,868.00
RM - Watercrafts	5021306004	10,000.00		-	10,000.00	10,000.00	-	-	-	10,000.00	-
RM - Other Transportation Equipment	5021306099	76,000.00		31,988.00	107,988.00	76,000.00	31,988.00	-	-	107,988.00	15,560.00
RM - Furniture and Fixtures	5021307000	1,459,000.00		220,863.10	1,679,863.10	1,459,000.00	220,863.10	-	-	1,679,863.10	101,183.10
RM - Leased Assets, Buildings and other structures	5021308001	-		-	-	-	-	-	-	-	-
RM - Leased Assets, Machinery and Equipment	5021308002	-		-	-	-	-	-	-	-	-
RM - Leased Assets, ICT Machinery and Equipment	5021308004	-		-	-	-	-	-	-	-	-
RM - Leased Assets, Transportation Equipment	5021308003	-		-	-	-	-	-	-	-	-
RM - Leased Assets, Other Leased Assets	5021308099	-		-	-	-	-	-	-	-	-
RM - Leased Assets Improvements, Land	5021309001	-		-	-	-	-	-	-	-	-
RM - Leased Assets Improvements , Buildings	5021309002	-		-	-	-	-	-	-	-	-
RM - Other Leased Assets Improvements	5021309099	-		-	-	-	-	-	-	-	-
RM - Historical Buildings	5021310001	-		-	-	-	-	-	-	-	-
RM - Work of Arts and Archeological Specimens	5021310002	-		-	-	-	-	-	-	-	-
RM - Other Heritage Assets	5021310099	-		-	-	-	-	-	-	-	-
RM- Semi-Expendable - Machinery	5021321001	-		1,200.00	1,200.00	-	1,200.00	-	-	1,200.00	-
RM- Semi-Expendable - Office Equipment	5021321002	43,000.00		1,047,917.00	1,090,917.00	43,000.00	1,047,917.00	775,000.00	775,000.00	1,090,917.00	39,385.00
RM- Semi-Expendable - Information and Communica	5021321003	896,000.00		1,607,200.00	2,503,200.00	896,000.00	1,607,200.00	1,550,000.00	1,550,000.00	2,503,200.00	1,500.00
RM- Semi-Expendable - Agricultural and Forestry Equ	5021321004	-		-	-	-	-	-	-	-	-
RM- Semi-Expendable - Marine and Fishery Equipme	5021321005	-		-	-	-	-	-	-	-	-
RM- Semi-Expendable - Communication Equipment	5021321007	-		21,055.00	21,055.00	-	21,055.00	-	-	21,055.00	-
RM- Semi-Expendable - Disaster Response and Rescu	5021321008	57,000.00		-	57,000.00	57,000.00	-	-	-	57,000.00	-
RM- Semi-Expendable - Military Police and Security E	5021321009	-		-	-	-	-	-	-	-	-
RM- Semi-Expendable - Medical Equipment	5021321010	2,000.00		58,739.50	60,739.50	2,000.00	58,739.50	-	-	60,739.50	-
RM- Semi-Expendable - Printing Equipment	5021321011	-		-	-	-	-	-	-	-	-
RM- Semi-Expendable - Sports Equipment	5021321012	-		-	-	-	-	-	-	-	-
RM- Semi-Expendable - Technical and Scientific Equip	5021321013	-		-	-	-	-	-	-	-	-
RM- Semi-Expendable - Other Machinery and Equipm	5021321099	-		349,178.00	349,178.00	-	349,178.00	-	-	349,178.00	4,000.00
RM- Semi-Expendable - Furniture and Fixtures	5021322001	151,000.00		803,357.80	954,357.80	151,000.00	803,357.80	775,000.00	775,000.00	954,357.80	101,955.00
RM- Semi-Expendable - Books	5021322002	-		-	-	-	-	-	-	-	-
RM - Other Property, Plant and Equipment	5021399099	2,127,000.00		45,640.00	2,172,640.00	2,127,000.00	45,640.00	-	-	2,172,640.00	28,760.00
Subsidy to National Government Agencies	5021401000	1,184,000.00		30,016,000.00	31,200,000.00	1,184,000.00	30,016,000.00	40,000,000.00	40,000,000.00	31,200,000.00	-
Financial Assistance to NGAs	5021402000	10,752,174,000.00		886,534,489.95	9,865,639,510.05	9,706,674,000.00	886,534,489.95	4,813,495,500.00	4,813,495,500.00	8,820,139,510.05	110,098,222.98
Financial Assistance to LGU	5021403000	182,755,080.00		833,547,388.97	1,016,302,468.97	182,755,080.00	833,547,388.97	15,787,000.00	15,787,000.00	1,016,302,468.97	150,789,845.00
Subsidy Support to Operations of GOCCs	5021404001	-		156,583,900.00	156,583,900.00	-	156,583,900.00	-	-	156,583,900.00	3,500,000.00
Financial Assistance to NGOs/POs	5021405000	89,757,000.00		58,959,471.36	30,797,528.64	89,757,000.00	58,959,471.36	-	-	30,797,528.64	-
Internal Revenue Allotment	5021406000	-		-	-	-	-	-	-	-	-
Subsidy to Regional Offices/Staff Bureaus	5021407000	2,000,000.00		29,700,000.00	31,700,000.00	2,000,000.00	29,700,000.00	29,700,000.00	29,700,000.00	31,700,000.00	-
Subsidy to Operating Units	5021408000	-		239,344,142.71	239,344,142.71	-	239,344,142.71	14,239,844.15	14,239,844.15	239,344,142.71	47,976,313.47
Subsidy to Other Funds	5021409000	-		8,485.71	8,485.71	-	8,485.71	-	-	8,485.71	8,485.71
Subsidy- Others	5021499000	515,990,000.00		40,600,421.57	475,389,578.43	300,990,000.00	40,600,421.57	9,240,000.00	9,240,000.00	260,389,578.43	46,756,729.35
Taxes, Duties and Licenses	5021501001	177,530,879.06		91,406,615.46	86,124,263.60	177,530,879.06	91,406,615.46	-	-	86,124,263.60	1,166,287.99
Tax Refund	5021501002	5,000.00		6,887.18	11,887.18	5,000.00	6,887.18	-	-	11,887.18	2,229.06
Fidelity Bond Premiums	5021502000	10,684,003.75		2,107,170.83	12,791,174.58	10,684,003.75	2,107,170.83	-	-	12,791,174.58	4,258,457.38
Insurance Expenses	5021503000	62,956,061.33		48,068,486.59	111,024,547.92	62,956,061.33	48,068,486.59	-	-	111,024,547.92	60,335,931.33
Labor and Wages	5021601000	1,966,000.00		8,212,514.75	10,178,514.75	1,966,000.00	8,212,514.75	4,513,293.00	4,513,293.00	10,178,514.75	1,039,617.27
Advertising Expenses	5029901000	317,323,000.00		37,597,592.34	279,725,407.66	317,323,000.00	37,597,592.34	2,479,637.00	2,479,637.00	279,725,407.66	5,626,198.16
Printing and Publication Expenses	5029902000	76,613,939.00		2,430,592.73	79,044,531.73	76,613,939.00	2,430,592.73	13,767,166.50	13,767,166.50	79,044,531.73	8,728,688.60
Representation Expenses	5029903000	68,474,000.00		29,456,182.92	97,930,182.92	68,474,000.00	29,456,182.92	27,025,112.05	27,025,112.05	97,930,182.92	17,019,518.76
Transportation and Delivery Expenses	5029904000	193,445,300.00		281,820,317.34	475,265,617.34	181,614,300.00	281,820,317.34	34,564,400.00	34,564,400.00	463,434,617.34	324,322,181.39

PARTICULARS	UACS CODE	APPROPRIATION				ALLOTMENTS					1st Qtr ending March 31
		Authorized Appropriation	Adjustments (Transfer To/From Realignment)		Adjusted Appropriations	Allotments Received	Adjustments (Withdrawal, Realignment)	(Transfer to)	Transfer from	Adjusted Total Allotments	
			Outside Dept.	Within Dept.							
1	2	3	4	5	6={3+4+5}	7	8	9	10	11={7+8+9+10}	12
Rent- Building and Structures	5029905001	16,614,000.00		229,730,043.22	246,344,043.22	16,614,000.00	229,730,043.22	-	-	246,344,043.22	175,067,775.54
Rent- Lands	5029905002	-		-	-	-	-	-	-	-	-
Rent- Motor Vehicles	5029905003	23,146,000.00		18,672,998.85	41,818,998.85	23,146,000.00	18,672,998.85	4,460,897.00	4,460,897.00	41,818,998.85	7,139,148.03
Rent- Equipment	5029905004	62,441,000.00		15,846,611.23	78,287,611.23	62,441,000.00	15,846,611.23	500,000.00	500,000.00	78,287,611.23	6,993,211.96
Rent- Living Quarters	5029905005	-		5,385,700.00	5,385,700.00	-	5,385,700.00	400,000.00	400,000.00	5,385,700.00	-
Operating Lease	5029905006	-		-	-	-	-	-	-	-	-
Financial Lease	5029905007	-		-	-	-	-	-	-	-	-
Rents - ICT Machinery and Equipment	5029905008	160,000.00		15,243,960.00	15,403,960.00	160,000.00	15,243,960.00	15,000,000.00	15,000,000.00	15,403,960.00	-
Membership Dues and Contributions to Organization	5029906000	568,400.00		160,600.00	729,000.00	568,400.00	160,600.00	-	-	729,000.00	161,634.12
SE- Cloud Computing Service	5029907003	-		2,070,000.00	2,070,000.00	-	2,070,000.00	-	-	2,070,000.00	-
SE- Data Center Service	5029907002	-		-	-	-	-	-	-	-	-
SE- ICT Software Subscription	5029907001	37,000.00		1,949,180.05	1,986,180.05	37,000.00	1,949,180.05	-	-	1,986,180.05	1,942,058.00
SE-Library and Other Reading Materials Subscription	5029907004	7,000.00		9,823.25	16,823.25	7,000.00	9,823.25	-	-	16,823.25	3,570.00
SE- Other Subscription Expenses	5029907099	73,783,000.00		182,409.20	73,965,409.20	73,783,000.00	182,409.20	-	-	73,965,409.20	257,019.98
Donations	5029908000	800,000.00		66,364.00	866,364.00	800,000.00	66,364.00	-	-	866,364.00	66,364.00
Litigation/Acquired Assets Expenses	5029909000	-		-	-	-	-	-	-	-	-
Website Maintenance	5029999001	-		187,100.00	187,100.00	-	187,100.00	-	-	187,100.00	11,400.00
Other Maintenance and Operating Expenses	5029999099	470,721,673.42		62,911,933.72	533,633,607.14	409,824,673.42	62,911,933.72	350,855,010.00	350,855,010.00	472,736,607.14	50,641,893.77
Capital Outlay		12,192,327,000.00		0.00	12,192,327,000.00	9,026,427,000.00	0.00	5,750,966,956.60	5,750,966,956.60	9,026,427,000.00	145,940,566.25
Investment Property - Buildings	5060301002	-		1,250,000.00	1,250,000.00	-	-	-	1,250,000.00	1,250,000.00	811,800.00
Investment Property - Land	5060301001	-		-	-	-	-	-	-	-	-
Land	5060401001	69,970,000.00		540,690.00	69,429,310.00	8,970,000.00	540,690.00	-	-	8,429,310.00	-
Aquaculture Structures	5060402001	-		-	-	-	-	-	-	-	-
Other Land Improvements	5060402099	-		10,000,000.00	10,000,000.00	-	10,000,000.00	-	-	10,000,000.00	-
Reforestation Projects	5060402002	-		-	-	-	-	-	-	-	-
Airport Systems	5060403008	-		-	-	-	-	-	-	-	-
Communication Networks	5060403006	-		-	-	-	-	-	-	-	-
Flood Control Systems	5060403002	-		-	-	-	-	-	-	-	-
Other Infrastructure Assets	5060403099	1,741,530,000.00		1,243,550,000.00	497,980,000.00	1,384,030,000.00	1,243,550,000.00	-	-	140,480,000.00	-
Parks, Plazas and Monuments	5060403009	-		-	-	-	-	-	-	-	-
Power Supply Systems	5060403005	-		15,002,000.00	15,002,000.00	-	15,002,000.00	850,000.00	850,000.00	15,002,000.00	-
Road Networks	5060403001	-		-	-	-	-	-	-	-	-
Seaport Systems	5060403007	-		-	-	-	-	-	-	-	-
Sewer Systems	5060403003	-		-	-	-	-	-	-	-	-
Water Supply Systems	5060403004	-		-	-	-	-	-	-	-	-
Buildings	5060404001	-		-	-	-	-	-	-	-	-
Ground Water Monitoring Stations	5060404007	-		-	-	-	-	-	-	-	-
Hospitals and Health Centers	5060404003	1,838,842,000.00		234,853,875.78	2,073,695,875.78	1,638,842,000.00	194,853,875.78	21,158,950.00	61,158,950.00	1,873,695,875.78	-
Hostels and Dormitories	5060404006	-		-	-	-	-	-	-	-	-
Other Structures	5060404099	-		486,438.94	486,438.94	-	1,736,438.94	1,250,000.00	-	486,438.94	-
School Buildings	5060404002	-		-	-	-	-	-	-	-	-
Agricultural and Forestry Equipment	5060405004	-		-	-	-	-	-	-	-	-
Airport Equipment	5060405006	-		-	-	-	-	-	-	-	-
Communication Equipment	5060405007	-		-	-	-	10,000,000.00	10,000,000.00	-	-	-
Disaster Response and Rescue Equipment	5060405009	-		-	-	-	500,000.00	500,000.00	-	-	-
ICT Software	5060405015	-		16,000,000.00	16,000,000.00	-	16,000,000.00	16,000,000.00	16,000,000.00	16,000,000.00	-
Information and Communication Technology Equipm	5060405003	715,405,000.00		65,185,264.72	650,219,735.28	715,405,000.00	20,300,264.72	129,885,000.00	85,000,000.00	650,219,735.28	-
Machinery	5060405001	-		115,690.00	115,690.00	-	115,690.00	-	-	115,690.00	-
Marine and Fishery Equipment	5060405005	-		-	-	-	-	-	-	-	-
Medical Equipment	5060405011	7,630,223,000.00		1,026,786,870.20	8,657,009,870.20	5,082,823,000.00	1,012,041,920.20	5,514,963,056.60	5,529,708,006.60	6,109,609,870.20	135,528,766.25
Office Equipment	5060405002	-		395,500.00	395,500.00	-	529,500.00	134,000.00	-	395,500.00	-
Other Machinery and Equipment	5060405099	-		2,385,579.80	2,385,579.80	-	3,311,529.80	925,950.00	-	2,385,579.80	-
Printing Equipment	5060405012	-		-	-	-	300,000.00	300,000.00	-	-	-
Sports Equipment	5060405013	-		-	-	-	-	-	-	-	-
Technical and Scientific Equipment	5060405014	-		-	-	-	-	-	-	-	-
Aircrafts and Aircrafts Ground Equipment	5060406003	-		-	-	-	-	-	-	-	-
Motor Vehicles	5060406001	63,000,000.00		-	63,000,000.00	63,000,000.00	-	-	-	63,000,000.00	-
Other Transportation Equipment	5060406099	-		-	-	-	-	-	-	-	-
Trains	5060406002	-		-	-	-	-	-	-	-	-
Watercrafts	5060406004	-		-	-	-	-	-	-	-	-
Books	5060407002	-		-	-	-	-	-	-	-	-
Furniture and Fixtures	5060407001	38,784,000.00		-	38,784,000.00	38,784,000.00	-	-	-	38,784,000.00	-
Historical Buildings	5060408001	-		-	-	-	-	-	-	-	-
Other Heritage Assets	5060408099	-		-	-	-	-	-	-	-	-

PARTICULARS	UACS CODE	APPROPRIATION				ALLOTMENTS					1st Qtr ending March 31
		Authorized Appropriation	Adjustments (Transfer To/From Realignment)		Adjusted Appropriations	Allotments Received	Adjustments (Withdrawal, Realignment)	(Transfer to)	Transfer from	Adjusted Total Allotments	
			Outside Dept.	Within Dept.							
1	2	3	4	5	6=(3+4+5)	7	8	9	10	11=(7+8+9+10)	12
Works of Arts and Archeological Specimens	5060408002	-	-	-	-	-	-	-	-	-	-
Other Property, Plant and Equipment	5060409099	-	-	-	-	-	-	55,000,000.00	55,000,000.00	-	-
Work/Zoo Animals	5060409001	-	-	-	-	-	-	-	-	-	-
Patents/Copyrights	5060601000	-	-	-	-	-	-	-	-	-	-
Computer Software	5060602000	94,573,000.00	-	2,000,000.00	96,573,000.00	94,573,000.00	-	-	2,000,000.00	96,573,000.00	9,600,000.00
Other Intangible Assets	5060699000	-	-	-	-	-	-	-	-	-	-
B. Automatic Appropriation		3,467,112,000.00	-	- 1,608,131,136.50	1,858,980,863.50	3,387,692,000.00	-	-	-	1,779,560,863.50	745,116,692.12
Retirement and Life Insurance Premium		2,778,917,000.00	-	- 1,790,326,941.50	988,590,058.50	2,778,917,000.00	-	-	-	988,590,058.50	631,249,933.93
Personnel Services		2,778,917,000.00	-	- 1,790,326,941.50	988,590,058.50	2,778,917,000.00	-	-	-	988,590,058.50	631,249,933.93
Retirement and Life Insurance Premiums	50103010 00	2,778,917,000.00	-	- 1,790,326,941.50	988,590,058.50	2,778,917,000.00	-	-	-	988,590,058.50	631,249,933.93
Custom Duties and Taxes		-	-	70,727,505.00	70,727,505.00	-	70,727,505.00	-	-	70,727,505.00	-
Maintenance and Other Operating Expenses		-	-	70,727,505.00	70,727,505.00	-	70,727,505.00	-	-	70,727,505.00	-
Taxes, Duties and Licenses	5021501001	-	-	70,727,505.00	70,727,505.00	-	70,727,505.00	-	-	70,727,505.00	-
Quarantine Services and International Health Surveillance (SAGF)		91,743,000.00	-	-	91,743,000.00	91,743,000.00	-	-	-	91,743,000.00	39,654,617.39
Maintenance and Other Operating Expenses		91,743,000.00	-	-	91,743,000.00	91,743,000.00	-	-	-	91,743,000.00	39,654,617.39
Travel Expenses-Local	5020101000	1,000,000.00	-	40,741.60	1,040,741.60	1,000,000.00	40,741.60	-	-	1,040,741.60	685,093.03
Travel Expenses-Foreign	5020102000	350,000.00	-	118,560.90	468,560.90	350,000.00	118,560.90	-	-	468,560.90	250,904.28
Training Expenses	5020201002	5,421,000.00	-	3,387,286.68	2,033,713.32	5,421,000.00	3,387,286.68	-	-	2,033,713.32	40,000.00
Scholarship Grants/ Expenses	5020202000	-	-	-	-	-	-	-	-	-	-
Office Supplies Expenses	5020301002	1,500,000.00	-	2,284,000.00	3,784,000.00	1,500,000.00	2,284,000.00	-	-	3,784,000.00	892,148.25
Accountable Forms Expenses	5020302000	500,000.00	-	-	500,000.00	500,000.00	-	-	-	500,000.00	-
Non-accountable Forms Expenses	5020303000	-	-	-	-	-	-	-	-	-	-
Animal/Zoological Supplies Expenses	5020304000	-	-	-	-	-	-	-	-	-	-
Food Supplies Expenses	5020305000	-	-	-	-	-	-	-	-	-	-
Welfare Goods Expenses	5020306000	-	-	-	-	-	-	-	-	-	-
Drugs and Medicines Expenses	5020307000	10,045,000.00	-	-	10,045,000.00	10,045,000.00	-	-	-	10,045,000.00	10,037,784.13
Medical, Dental and Laboratory Supplies Expenses	5020308000	1,691,200.00	-	96,704.02	1,787,904.02	1,691,200.00	96,704.02	-	-	1,787,904.02	1,633,097.62
Fuel, Oil and Lubricants Expenses	5020309000	2,017,000.00	-	-	2,017,000.00	2,017,000.00	-	-	-	2,017,000.00	561,565.60
Agricultural Supplies Expenses	5020310000	-	-	-	-	-	-	-	-	-	-
Textbooks and Instructional Materials Expenses	5020311001	-	-	-	-	-	-	-	-	-	-
Semi-Expendable - Machinery	5020321001	24,000.00	-	-	24,000.00	24,000.00	-	-	-	24,000.00	10,000.00
Semi-Expendable - Office Equipment	5020321002	122,000.00	-	-	122,000.00	122,000.00	-	-	-	122,000.00	12,500.00
Semi-Expendable - Information and Communication	5020321003	241,300.00	-	-	241,300.00	241,300.00	-	-	-	241,300.00	92,191.00
Semi-Expendable - Agricultural and Forestry Equipm	5020321004	-	-	-	-	-	-	-	-	-	-
Semi-Expendable - Marine and Fishery Equipment	5020321005	-	-	-	-	-	-	-	-	-	-
Semi-Expendable - Airport Equipment	5020321006	-	-	-	-	-	-	-	-	-	-
Semi-Expendable - Communication Equipment	5020321007	73,000.00	-	-	73,000.00	73,000.00	-	-	-	73,000.00	64,500.00
Semi-Expendable - Disaster Response and Rescue Eq	5020321008	20,000.00	-	-	20,000.00	20,000.00	-	-	-	20,000.00	-
Semi-Expendable - Military, Police and Security Equip	5020321009	-	-	-	-	-	-	-	-	-	-
Semi-Expendable - Medical Equipment	5020321010	40,000.00	-	14,788.00	54,788.00	40,000.00	14,788.00	-	-	54,788.00	35,889.00
Semi-Expendable - Printing Equipment	5020321011	10,000.00	-	-	10,000.00	10,000.00	-	-	-	10,000.00	-
Semi-Expendable Machinery and Equipment Expense	5020321000	10,000.00	-	-	10,000.00	10,000.00	-	-	-	10,000.00	-
Semi-Expendable - Sports Equipment	5020321012	-	-	-	-	-	-	-	-	-	-
Semi-Expendable - Technical and Scientific Equipmer	5020321013	-	-	-	-	-	-	-	-	-	-
Semi-Expendable - Other Machinery and Equipment	5020321099	163,500.00	-	-	163,500.00	163,500.00	-	-	-	163,500.00	88,564.25
Semi-Expendable - Furniture and Fixtures	5020322001	533,800.00	-	-	533,800.00	533,800.00	-	-	-	533,800.00	5,359.50
Semi-Expendable - Books	5020322002	-	-	-	-	-	-	-	-	-	-
Semi-Expendable Furniture, Fixtures and Books Expe	5020322000	-	-	-	-	-	-	-	-	-	-
Other Supplies and Materials Expenses	5020399000	1,733,226.99	-	-	1,733,226.99	1,733,226.99	-	-	-	1,733,226.99	164,542.53
Water Expenses	5020401000	2,044,000.00	-	-	2,044,000.00	2,044,000.00	-	-	-	2,044,000.00	294,057.83
Electricity Expenses	5020402000	6,314,000.00	-	-	6,314,000.00	6,314,000.00	-	-	-	6,314,000.00	607,782.19
Gas/Heating Expenses	5020403000	-	-	-	-	-	-	-	-	-	-
Postage and Courier Services	5020501000	186,000.00	-	-	186,000.00	186,000.00	-	-	-	186,000.00	37,522.00
Telephone- Mobile	5020502001	1,854,000.00	-	-	1,854,000.00	1,854,000.00	-	-	-	1,854,000.00	397,800.00
Telephone- Landline	5020502002	597,000.00	-	-	597,000.00	597,000.00	-	-	-	597,000.00	73,911.08
Internet Subscription Expenses	5020503000	2,135,000.00	-	-	2,135,000.00	2,135,000.00	-	-	-	2,135,000.00	435,296.04
Cable, Satellite, Telegraph and Radio Expenses	5020504000	110,000.00	-	-	110,000.00	110,000.00	-	-	-	110,000.00	14,159.00
Awards/ Rewards Expenses	5020601001	-	-	-	-	-	-	-	-	-	-
Rewards and Incentives	5020601002	-	-	-	-	-	-	-	-	-	-
Prizes	5020602000	-	-	-	-	-	-	-	-	-	-
Survey Expenses	5020701000	-	-	-	-	-	-	-	-	-	-

PARTICULARS	UACS CODE	APPROPRIATION				ALLOTMENTS					1st Qtr ending March 31
		Authorized Appropriation	Adjustments (Transfer To/From Realignment)		Adjusted Appropriations	Allotments Received	Adjustments (Withdrawal, Realignment)	(Transfer to)	Transfer from	Adjusted Total Allotments	
			Outside Dept.	Within Dept.							
1	2	3	4	5	6=(3+4+5)	7	8	9	10	11=(7+8+9+10)	12
ICT Research, Exploration and Development Expense	5020702001	-	-	-	-	-	-	-	-	-	-
Research, Exploration and Development Expenses	5020702002	-	-	-	-	-	-	-	-	-	-
Confidential Expenses	5021001000	-	-	-	-	-	-	-	-	-	-
Intelligence Expenses	5021002000	-	-	-	-	-	-	-	-	-	-
Extraordinary and Miscellaneous Expenses	5021003000	118,000.00	-	-	118,000.00	118,000.00	-	-	-	118,000.00	29,400.00
Legal Services	5021101000	-	-	-	-	-	-	-	-	-	-
Auditing Services	5021102000	288,000.00	-	-	288,000.00	288,000.00	-	-	-	288,000.00	19,912.78
Consultancy Services	5021103002	-	-	-	-	-	-	-	-	-	-
Other Professional Services	5021199000	30,006,000.00	-	-	30,006,000.00	30,006,000.00	-	-	-	30,006,000.00	16,684,517.21
Environment/Sanitary Services	5021201000	-	-	-	-	-	-	-	-	-	-
Janitorial Services	5021202000	3,859,500.00	-	-	3,859,500.00	3,859,500.00	-	-	-	3,859,500.00	65,480.69
Security Services	5021203000	3,662,500.00	-	664,050.84	4,326,550.84	3,662,500.00	664,050.84	-	-	4,326,550.84	441,686.35
Other General Services	5021299099	281,000.00	-	-	281,000.00	281,000.00	-	-	-	281,000.00	22,495.00
RM - Investment Property	5021301000	-	-	-	-	-	-	-	-	-	-
RM - Other Land Improvements	5021302099	-	-	-	-	-	-	-	-	-	-
RM - Road Networks	5021303001	-	-	-	-	-	-	-	-	-	-
RM - Flood Control Systems	5021303002	-	-	-	-	-	-	-	-	-	-
RM - Sewer Systems	5021303003	-	-	-	-	-	-	-	-	-	-
RM - Water Supply System	5021303004	-	-	-	-	-	-	-	-	-	-
RM - Power Supply Systems	5021303005	-	-	-	-	-	-	-	-	-	-
RM - Communication Networks	5021303006	-	-	-	-	-	-	-	-	-	-
RM - Airport Systems	5021303008	-	-	-	-	-	-	-	-	-	-
RM - Other Infrastructure Assets	5021303099	-	-	-	-	-	-	-	-	-	-
RM - Buildings	5021304001	486,000.00	-	-	486,000.00	486,000.00	-	-	-	486,000.00	-
RM - Hospitals and Health Centers	5021304003	-	-	-	-	-	-	-	-	-	-
RM - Hotels and Dormitories	5021304006	-	-	-	-	-	-	-	-	-	-
RM - Other Structures	5021304099	-	-	-	-	-	-	-	-	-	-
RM - Machinery	5021305001	50,000.00	-	-	50,000.00	50,000.00	-	-	-	50,000.00	-
RM - Office Equipment	5021305002	300,000.00	-	-	300,000.00	300,000.00	-	-	-	300,000.00	21,200.00
RM - ICT Equipment	5021305003	250,000.00	-	-	250,000.00	250,000.00	-	-	-	250,000.00	1,700.00
RM - Agricultural and Forestry Equipment	5021305004	-	-	-	-	-	-	-	-	-	-
RM - Marine and Fishery Equipment	5021305005	-	-	-	-	-	-	-	-	-	-
RM - Airport Equipment	5021305006	-	-	-	-	-	-	-	-	-	-
RM - Communication Equipment	5021305007	175,000.00	-	-	175,000.00	175,000.00	-	-	-	175,000.00	-
RM - Disaster Response and Rescue Equipment	5021305009	-	-	-	-	-	-	-	-	-	-
RM - Military, Police and Security Equipment	5021305010	-	-	-	-	-	-	-	-	-	-
RM - Medical Equipment	5021305011	175,000.00	-	-	175,000.00	175,000.00	-	-	-	175,000.00	-
RM - Printing Equipment	5021305012	-	-	-	-	-	-	-	-	-	-
RM - Sports Equipment	5021305013	-	-	-	-	-	-	-	-	-	-
RM - Technical and Scientific Equipment	5021305014	-	-	-	-	-	-	-	-	-	-
RM - Other Machinery and Equipment	5021305099	-	-	-	-	-	-	-	-	-	-
RM - Motor Vehicles	5021306001	500,000.00	-	-	500,000.00	500,000.00	-	-	-	500,000.00	235,528.63
RM - Trains	5021306002	-	-	-	-	-	-	-	-	-	-
RM - Watercrafts	5021306004	450,000.00	-	-	450,000.00	450,000.00	-	-	-	450,000.00	57,784.00
RM - Other Transportation Equipment	5021306099	-	-	-	-	-	-	-	-	-	-
RM - Furniture and Fixtures	5021307000	150,000.00	-	-	150,000.00	150,000.00	-	-	-	150,000.00	6,000.00
RM - Leased Assets, Buildings and other structures	5021308001	-	-	-	-	-	-	-	-	-	-
RM - Leased Assets, Machinery and Equipment	5021308002	-	-	-	-	-	-	-	-	-	-
RM - Leased Assets, ICT Machinery and Equipment	5021308004	-	-	-	-	-	-	-	-	-	-
RM - Leased Assets, Transportation Equipment	5021308003	-	-	-	-	-	-	-	-	-	-
RM - Leased Assets, Other Leased Assets	5021308099	-	-	-	-	-	-	-	-	-	-
RM - Leased Assets Improvements, Land	5021309001	-	-	-	-	-	-	-	-	-	-
RM - Leased Assets Improvements, Buildings	5021309002	-	-	-	-	-	-	-	-	-	-
RM - Other Leased Assets Improvements	5021309099	-	-	-	-	-	-	-	-	-	-
RM - Historical Buildings	5021310001	-	-	-	-	-	-	-	-	-	-
RM - Work of Arts and Archeological Specimens	5021310002	-	-	-	-	-	-	-	-	-	-
RM - Other Heritage Assets	5021310099	-	-	-	-	-	-	-	-	-	-
RM - Semi-Expendable - Machinery	5021321001	-	-	-	-	-	-	-	-	-	-
RM - Semi-Expendable - Office Equipment	5021321002	50,000.00	-	-	50,000.00	50,000.00	-	-	-	50,000.00	-
RM - Semi-Expendable - Information and Communica	5021321003	50,000.00	-	-	50,000.00	50,000.00	-	-	-	50,000.00	-
RM - Semi-Expendable - Agricultural and Forestry Equ	5021321004	-	-	-	-	-	-	-	-	-	-
RM - Semi-Expendable - Marine and Fishery Equipme	5021321005	-	-	-	-	-	-	-	-	-	-
RM - Semi-Expendable - Communication Equipment	5021321007	50,000.00	-	-	50,000.00	50,000.00	-	-	-	50,000.00	-
RM - Semi-Expendable - Disaster Response and Rescu	5021321008	-	-	-	-	-	-	-	-	-	-
RM - Semi-Expendable - Military Police and Security	5021321009	-	-	-	-	-	-	-	-	-	-

PARTICULARS	UACS CODE	APPROPRIATION				ALLOTMENTS					1st Qtr ending March 31
		Authorized Appropriation	Adjustments (Transfer To/From Realignment)		Adjusted Appropriations	Allotments Received	Adjustments (Withdrawal, Realignment)	(Transfer to)	Transfer from	Adjusted Total Allotments	
			Outside Dept.	Within Dept.							
1	2	3	4	5	6=(3+4+5)	7	8	9	10	11=(7+8+9+10)	12
RM- Semi-Expendable - Medical Equipment	5021321010	50,000.00	-	-	50,000.00	50,000.00	-	-	-	50,000.00	-
RM- Semi-Expendable - Printing Equipment	5021321011	-	-	-	-	-	-	-	-	-	-
RM- Semi-Expendable - Sports Equipment	5021321012	-	-	-	-	-	-	-	-	-	-
RM- Semi-Expendable - Technical and Scientific Equip	5021321013	-	-	-	-	-	-	-	-	-	-
RM- Semi-Expendable - Other Machinery and Equipm	5021321099	-	-	-	-	-	-	-	-	-	-
RM- Semi-Expendable - Furniture and Fixtures	5021322001	50,000.00	-	-	50,000.00	50,000.00	-	-	-	50,000.00	-
RM- Semi-Expendable - Books	5021322002	-	-	-	-	-	-	-	-	-	-
RM - Other Property, Plant and Equipment	5021399099	-	-	-	-	-	-	-	-	-	-
Subsidy to National Government Agencies	5021401000	-	-	-	-	-	-	-	-	-	-
Financial Assistance to NGAs	5021402000	-	-	-	-	-	-	-	-	-	-
Financial Assistance to LGU	5021403000	-	-	-	-	-	-	-	-	-	-
Subsidy Support to Operations of GOCCs	5021404001	-	-	-	-	-	-	-	-	-	-
Financial Assistance to NGOs/POs	5021405000	-	-	-	-	-	-	-	-	-	-
Internal Revenue Allotment	5021406000	-	-	-	-	-	-	-	-	-	-
Subsidy to Regional Offices/Staff Bureaus	5021407000	-	-	-	-	-	-	-	-	-	-
Subsidy to Operating Units	5021408000	-	-	-	-	-	-	-	-	-	-
Subsidy to Other Funds	5021409000	-	-	-	-	-	-	-	-	-	-
Subsidy- Others	5021499000	-	-	-	-	-	-	-	-	-	-
Taxes, Duties and Licenses	5021501001	500,000.00	-	-	500,000.00	500,000.00	-	-	-	500,000.00	45,008.20
Tax Refund	5021501002	-	-	-	-	-	-	-	-	-	-
Fidelity Bond Premiums	5021502000	451,000.00	-	-	451,000.00	451,000.00	-	-	-	451,000.00	1,751.25
Insurance Expenses	5021503000	1,000,000.00	-	-	1,000,000.00	1,000,000.00	-	-	-	1,000,000.00	785,705.63
Labor and Wages	5021601000	-	-	-	-	-	-	-	-	-	-
Advertising Expenses	5029901000	-	-	-	-	-	-	-	-	-	-
Printing and Publication Expenses	5029902000	3,936,000.00	-	-	3,936,000.00	3,936,000.00	-	-	-	3,936,000.00	3,323,870.00
Representation Expenses	5029903000	-	-	-	-	-	-	-	-	-	-
Transportation and Delivery Expenses	5029904000	63,000.00	-	22,738.47	85,738.47	63,000.00	22,738.47	-	-	85,738.47	45,976.90
Rent- Building and Structures	5029905001	2,501,000.00	-	-	2,501,000.00	2,501,000.00	-	-	-	2,501,000.00	367,949.41
Rent- Lands	5029905002	-	-	-	-	-	-	-	-	-	-
Rent- Motor Vehicles	5029905003	2,441,000.00	-	-	2,441,000.00	2,441,000.00	-	-	-	2,441,000.00	-
Rent- Equipment	5029905004	-	-	-	-	-	-	-	-	-	-
Rent- Living Quarters	5029905005	-	-	-	-	-	-	-	-	-	-
Operating Lease	5029905006	-	-	-	-	-	-	-	-	-	-
Financial Lease	5029905007	-	-	-	-	-	-	-	-	-	-
Rents - ICT Machinery and Equipment	5029905008	-	-	-	-	-	-	-	-	-	-
Membership Dues and Contributions to Organization	5029906000	-	-	-	-	-	-	-	-	-	-
SE- Cloud Computing Service	5029907003	-	-	-	-	-	-	-	-	-	-
SE- Data Center Service	5029907002	-	-	-	-	-	-	-	-	-	-
SE- ICT Software Subscription	5029907001	-	-	-	-	-	-	-	-	-	-
SE-Library and Other Reading Materials Subscription	5029907004	-	-	-	-	-	-	-	-	-	-
SE- Other Subscription Expenses	5029907099	62,000.00	-	-	62,000.00	62,000.00	-	-	-	62,000.00	11,011.00
Donations	5029908000	-	-	-	-	-	-	-	-	-	-
Litigation/Acquired Assets Expenses	5029909000	-	-	-	-	-	-	-	-	-	-
Website Maintenance	5029999001	-	-	-	-	-	-	-	-	-	-
Other Maintenance and Operating Expenses	5029999099	1,052,973.01	-	145,702.85	1,198,675.86	1,052,973.01	145,702.85	-	-	1,198,675.86	1,052,973.01
FDA - SAGF		567,032,000.00	-	-	567,032,000.00	517,032,000.00	-	-	-	517,032,000.00	74,212,140.80
Maintenance and Other Operating Expenses		517,032,000.00	-	-	517,032,000.00	517,032,000.00	-	-	-	517,032,000.00	74,212,140.80
Travel Expenses-Local	5020101000	49,114,000.00	-	26,252,125.00	22,861,875.00	49,114,000.00	26,252,125.00	-	-	22,861,875.00	4,063,587.80
Travel Expenses-Foreign	5020102000	8,005,000.00	-	2,556,000.00	10,561,000.00	8,005,000.00	2,556,000.00	-	-	10,561,000.00	289,762.00
Training Expenses	5020201002	14,781,000.00	-	37,743,688.00	52,524,688.00	14,781,000.00	37,743,688.00	-	-	52,524,688.00	963,017.00
Scholarship Grants/ Expenses	5020202000	38,141,000.00	-	37,991,000.00	150,000.00	38,141,000.00	37,991,000.00	-	-	150,000.00	12,878.00
Office Supplies Expenses	5020301002	7,500,000.00	-	2,806,000.00	10,306,000.00	7,500,000.00	2,806,000.00	-	-	10,306,000.00	3,873,538.00
Accountable Forms Expenses	5020302000	9,674,000.00	-	6,871,000.00	2,803,000.00	9,674,000.00	6,871,000.00	-	-	2,803,000.00	760,050.00
Non-accountable Forms Expenses	5020303000	1,835,000.00	-	1,835,000.00	-	1,835,000.00	1,835,000.00	-	-	-	-
Animal/Zoological Supplies Expenses	5020304000	-	-	-	-	-	-	-	-	-	-
Food Supplies Expenses	5020305000	-	-	-	-	-	-	-	-	-	-
Welfare Goods Expenses	5020306000	-	-	-	-	-	-	-	-	-	-
Drugs and Medicines Expenses	5020307000	-	-	-	-	-	-	-	-	-	-
Medical, Dental and Laboratory Supplies Expenses	5020308000	9,100,000.00	-	21,556,800.00	30,656,800.00	9,100,000.00	21,556,800.00	-	-	30,656,800.00	406,143.00
Fuel, Oil and Lubricants Expenses	5020309000	34,642,000.00	-	30,156,000.00	4,486,000.00	34,642,000.00	30,156,000.00	-	-	4,486,000.00	641,964.00
Agricultural Supplies Expenses	5020310000	4,109,000.00	-	4,109,000.00	-	4,109,000.00	4,109,000.00	-	-	-	-
Textbooks and Instructional Materials Expenses	5020311001	-	-	-	-	-	-	-	-	-	-
Semi-Expendable - Machinery	5020321001	-	-	-	-	-	-	-	-	-	-
Semi-Expendable - Office Equipment	5020321002	1,484,000.00	-	984,000.00	500,000.00	1,484,000.00	984,000.00	-	-	500,000.00	208,655.00

PARTICULARS	UACS CODE	APPROPRIATION				ALLOTMENTS					1st Qtr ending March 31	
		Authorized Appropriation	Adjustments (Transfer To/From Realignment)		Adjusted Appropriations	Allotments Received	Adjustments (Withdrawal, Realignment)	(Transfer to)	Transfer from	Adjusted Total Allotments		
			Outside Dept.	Within Dept.								
1	2	3	4	5	6=(3+4+5)	7	8	9	10	11=(7+8+9+10)	12	
Semi-Expendable - Information and Communication	5020321003	1,027,000.00	-	527,000.00	500,000.00	1,027,000.00	-	527,000.00	-	-	500,000.00	-
Semi-Expendable - Agricultural and Forestry Equipm	5020321004	-	-	-	-	-	-	-	-	-	-	-
Semi-Expendable - Marine and Fishery Equipment	5020321005	-	-	-	-	-	-	-	-	-	-	-
Semi-Expendable - Airport Equipment	5020321006	-	-	-	-	-	-	-	-	-	-	-
Semi-Expendable - Communication Equipment	5020321007	-	-	-	-	-	-	-	-	-	-	-
Semi-Expendable - Disaster Response and Rescue Eq	5020321008	-	-	-	-	-	-	-	-	-	-	-
Semi-Expendable - Military, Police and Security Equip	5020321009	-	-	-	-	-	-	-	-	-	-	-
Semi-Expendable - Medical Equipment	5020321010	-	-	-	-	-	-	-	-	-	-	-
Semi-Expendable - Printing Equipment	5020321011	-	-	-	-	-	-	-	-	-	-	-
Semi-Expendable Machinery and Equipment Expense	5020321000	-	-	-	-	-	-	-	-	-	-	-
Semi-Expendable - Sports Equipment	5020321012	-	-	-	-	-	-	-	-	-	-	-
Semi-Expendable - Technical and Scientific Equipme	5020321013	-	-	-	-	-	-	-	-	-	-	-
Semi-Expendable - Other Machinery and Equipment	5020321099	360,000.00	-	360,000.00	-	360,000.00	-	360,000.00	-	-	-	-
Semi-Expendable - Furniture and Fixtures	5020322001	-	-	178,940.00	178,940.00	-	-	178,940.00	-	-	178,940.00	-
Semi-Expendable - Books	5020322002	-	-	-	-	-	-	-	-	-	-	-
Semi-Expendable Furniture, Fixtures and Books Expe	5020322000	-	-	-	-	-	-	-	-	-	-	-
Other Supplies and Materials Expenses	5020399000	23,100,000.00	-	12,005,138.00	11,094,862.00	23,100,000.00	-	12,005,138.00	-	-	11,094,862.00	519,390.00
Water Expenses	5020401000	5,170,000.00	-	2,727,000.00	2,443,000.00	5,170,000.00	-	2,727,000.00	-	-	2,443,000.00	564,999.00
Electricity Expenses	5020402000	22,500,000.00	-	3,046,000.00	19,454,000.00	22,500,000.00	-	3,046,000.00	-	-	19,454,000.00	3,577,022.00
Gas/Heating Expenses	5020403000	17,354,000.00	-	17,354,000.00	-	17,354,000.00	-	17,354,000.00	-	-	-	-
Postage and Courier Services	5020501000	3,600,000.00	-	48,000.00	3,648,000.00	3,600,000.00	-	48,000.00	-	-	3,648,000.00	621,050.00
Telephone- Mobile	5020502001	6,270,000.00	-	795,000.00	5,475,000.00	6,270,000.00	-	795,000.00	-	-	5,475,000.00	713,300.00
Telephone- Landline	5020502002	4,870,000.00	-	-	4,870,000.00	4,870,000.00	-	-	-	-	4,870,000.00	580,535.00
Internet Subscription Expenses	5020503000	41,000,000.00	-	32,830,000.00	8,170,000.00	41,000,000.00	-	32,830,000.00	-	-	8,170,000.00	592,405.00
Cable, Satellite, Telegraph and Radio Expenses	5020504000	17,029,000.00	-	16,989,000.00	40,000.00	17,029,000.00	-	16,989,000.00	-	-	40,000.00	4,840.00
Awards/ Rewards Expenses	5020601001	127,000.00	-	6,373,000.00	6,500,000.00	127,000.00	-	6,373,000.00	-	-	6,500,000.00	-
Rewards and Incentives	5020601002	500,000.00	-	500,000.00	-	500,000.00	-	500,000.00	-	-	-	-
Prizes	5020602000	-	-	-	-	-	-	-	-	-	-	-
Survey Expenses	5020701000	-	-	-	-	-	-	-	-	-	-	-
ICT Research, Exploration and Development Expense	5020702001	300,000.00	-	300,000.00	-	300,000.00	-	300,000.00	-	-	-	2,700,000.00
Research, Exploration and Development Expenses	5020702002	300,000.00	-	3,200,000.00	3,500,000.00	300,000.00	-	3,200,000.00	-	-	3,500,000.00	-
Confidential Expenses	5021001000	-	-	-	-	-	-	-	-	-	-	-
Intelligence Expenses	5021002000	1,848,000.00	-	1,848,000.00	-	1,848,000.00	-	1,848,000.00	-	-	-	-
Extraordinary and Miscellaneous Expenses	5021003000	1,850,000.00	-	67,600.00	1,917,600.00	1,850,000.00	-	67,600.00	-	-	1,917,600.00	411,200.00
Legal Services	5021101000	785,000.00	-	15,000.00	800,000.00	785,000.00	-	15,000.00	-	-	800,000.00	800.00
Auditing Services	5021102000	300,000.00	-	300,000.00	600,000.00	300,000.00	-	300,000.00	-	-	600,000.00	114,297.00
Consultancy Services	5021103002	3,954,000.00	-	9,676,400.00	13,630,400.00	3,954,000.00	-	9,676,400.00	-	-	13,630,400.00	50,000.00
Other Professional Services	5021199000	11,526,000.00	-	84,784,888.00	96,310,888.00	11,526,000.00	-	84,784,888.00	-	-	96,310,888.00	18,343,789.00
Environment/Sanitary Services	5021201000	42,105,000.00	-	41,605,000.00	500,000.00	42,105,000.00	-	41,605,000.00	-	-	500,000.00	-
Janitorial Services	5021202000	12,705,000.00	-	4,451,925.00	17,156,925.00	12,705,000.00	-	4,451,925.00	-	-	17,156,925.00	16,339,048.00
Security Services	5021203000	16,000,000.00	-	280,112.00	16,280,112.00	16,000,000.00	-	280,112.00	-	-	16,280,112.00	12,914,302.00
Other General Services	5021299099	76,000.00	-	924,000.00	1,000,000.00	76,000.00	-	924,000.00	-	-	1,000,000.00	-
RM - Investment Property	5021301000	-	-	-	-	-	-	-	-	-	-	-
RM - Other Land Improvements	5021302099	-	-	-	-	-	-	-	-	-	-	-
RM - Road Networks	5021303001	-	-	-	-	-	-	-	-	-	-	-
RM - Flood Control Systems	5021303002	-	-	-	-	-	-	-	-	-	-	-
RM - Sewer Systems	5021303003	-	-	-	-	-	-	-	-	-	-	-
RM - Water Supply System	5021303004	-	-	-	-	-	-	-	-	-	-	-
RM - Power Supply Systems	5021303005	300,000.00	-	300,000.00	-	300,000.00	-	300,000.00	-	-	-	-
RM - Communication Networks	5021303006	-	-	-	-	-	-	-	-	-	-	-
RM - Airport Systems	5021303008	-	-	-	-	-	-	-	-	-	-	-
RM - Other Infrastructure Assets	5021303099	-	-	-	-	-	-	-	-	-	-	-
RM - Buildings	5021304001	1,064,000.00	-	86,000.00	1,150,000.00	1,064,000.00	-	86,000.00	-	-	1,150,000.00	-
RM - Hospitals and Health Centers	5021304003	-	-	-	-	-	-	-	-	-	-	-
RM - Hotels and Dormitories	5021304006	-	-	-	-	-	-	-	-	-	-	-
RM - Other Structures	5021304099	-	-	2,883,000.00	2,883,000.00	-	-	2,883,000.00	-	-	2,883,000.00	-
RM - Machinery	5021305001	-	-	-	-	-	-	-	-	-	-	-
RM - Office Equipment	5021305002	312,000.00	-	597,550.00	909,550.00	312,000.00	-	597,550.00	-	-	909,550.00	10,564.00
RM - ICT Equipment	5021305003	412,000.00	-	1,608,000.00	2,020,000.00	412,000.00	-	1,608,000.00	-	-	2,020,000.00	-
RM -Agricultural and Forestry Equipment	5021305004	-	-	-	-	-	-	-	-	-	-	-
RM -Marine and Fishery Equipment	5021305005	-	-	-	-	-	-	-	-	-	-	-
RM - Airport Equipment	5021305006	-	-	-	-	-	-	-	-	-	-	-
RM - Communication Equipment	5021305007	-	-	50,000.00	50,000.00	-	-	50,000.00	-	-	50,000.00	-
RM - Disaster Response and Rescue Equipment	5021305009	-	-	-	-	-	-	-	-	-	-	-
RM - Military, Police and Security Equipment	5021305010	-	-	-	-	-	-	-	-	-	-	-

PARTICULARS	UACS CODE	APPROPRIATION				ALLOTMENTS					1st Qtr ending March 31	
		Authorized Appropriation	Adjustments (Transfer To/From Realignment)		Adjusted Appropriations	Allotments Received	Adjustments (Withdrawal, Realignment)	(Transfer to)	Transfer from	Adjusted Total Allotments		
			Outside Dept.	Within Dept.								
1	2	3	4	5	6=(3+4+5)	7	8	9	10	11=(7+8+9+10)	12	
RM - Medical Equipment	5021305011	-	-	-	-	-	-	-	-	-	-	
RM - Printing Equipment	5021305012	-	-	-	-	-	-	-	-	-	-	
RM - Sports Equipment	5021305013	-	-	-	-	-	-	-	-	-	-	
RM - Technical and Scientific Equipment	5021305014	4,559,000.00	-	8,414,000.00	12,973,000.00	4,559,000.00	8,414,000.00	-	-	12,973,000.00	-	
RM - Other Machinery and Equipment	5021305099	10,000.00	-	793,000.00	803,000.00	10,000.00	793,000.00	-	-	803,000.00	-	
RM - Motor Vehicles	5021306001	1,000,000.00	-	1,500,000.00	2,500,000.00	1,000,000.00	1,500,000.00	-	-	2,500,000.00	85,321.00	
RM - Trains	5021306002	-	-	-	-	-	-	-	-	-	-	
RM - Watercrafts	5021306004	-	-	-	-	-	-	-	-	-	-	
RM - Other Transportation Equipment	5021306099	-	-	-	-	-	-	-	-	-	-	
RM - Furniture and Fixtures	5021307000	100,000.00	-	-	100,000.00	100,000.00	-	-	-	100,000.00	600.00	
Taxes, Duties and Licenses	5021501001	344,000.00	-	137,048.00	481,048.00	344,000.00	137,048.00	-	-	481,048.00	29,699.00	
Tax Refund	5021501002	-	-	-	-	-	-	-	-	-	-	
Fidelity Bond Premiums	5021502000	265,000.00	-	68,000.00	333,000.00	265,000.00	68,000.00	-	-	333,000.00	8,094.00	
Insurance Expenses	5021503000	4,417,000.00	-	2,738,300.00	7,155,300.00	4,417,000.00	2,738,300.00	-	-	7,155,300.00	1,544,511.00	
Labor and Wages	5021601000	-	-	-	-	-	-	-	-	-	-	
Advertising Expenses	5029901000	8,034,000.00	-	4,334,000.00	3,700,000.00	8,034,000.00	4,334,000.00	-	-	3,700,000.00	56,448.00	
Printing and Publication Expenses	5029902000	1,000,000.00	-	1,349,000.00	2,349,000.00	1,000,000.00	1,349,000.00	-	-	2,349,000.00	-	
Representation Expenses	5029903000	2,604,000.00	-	678,100.00	1,925,900.00	2,604,000.00	678,100.00	-	-	1,925,900.00	66,360.00	
Transportation and Delivery Expenses	5029904000	-	-	53,000.00	53,000.00	-	53,000.00	-	-	53,000.00	-	
Rent- Building and Structures	5029905001	12,000,000.00	-	10,604,700.00	22,604,700.00	12,000,000.00	10,604,700.00	-	-	22,604,700.00	1,518,710.00	
Rent- Lands	5029905002	-	-	-	-	-	-	-	-	-	-	
Rent- Motor Vehicles	5029905003	1,370,000.00	-	7,316,300.00	8,686,300.00	1,370,000.00	7,316,300.00	-	-	8,686,300.00	206,000.00	
SE- Other Subscription Expenses	5029907099	66,200,000.00	-	48,544,000.00	17,656,000.00	66,200,000.00	48,544,000.00	-	-	17,656,000.00	44,640.00	
Donations	5029908000	-	-	-	-	-	-	-	-	-	-	
Litigation/Acquired Assets Expenses	5029909000	-	-	-	-	-	-	-	-	-	-	
Website Maintenance	5029999001	-	-	-	-	-	-	-	-	-	-	
Other Maintenance and Operating Expenses	5029999099	-	-	74,680,112.00	74,680,112.00	-	74,680,112.00	-	-	74,680,112.00	617,898.00	
Capital Outlay		50,000,000.00	-	-	50,000,000.00	-	-	-	-	-	-	
Buildings	5060404001	50,000,000.00	-	-	50,000,000.00	-	-	-	-	-	-	
Franchise Tax		29,420,000.00	-	-	29,420,000.00	-	-	-	-	-	-	
Maintenance and Other Operating Expenses		29,420,000.00	-	-	29,420,000.00	-	-	-	-	-	-	
Donations	5029908000	29,420,000.00	-	-	29,420,000.00	-	-	-	-	-	-	
JICA		-	-	111,468,300.00	111,468,300.00	-	111,468,300.00	-	-	111,468,300.00	-	
Capital Outlay		-	-	111,468,300.00	111,468,300.00	-	111,468,300.00	-	-	111,468,300.00	-	
Hospitals and Health Centers	5060404003	-	-	111,468,300.00	111,468,300.00	-	111,468,300.00	-	-	111,468,300.00	-	
C. Special Purpose Funds		-	-	59,808,143,240.93	59,808,143,240.93	-	59,808,143,240.93	-	12,164,364,224.39	12,164,364,224.39	59,808,143,240.93	332,988,977.88
Miscellaneous Personnel Benefits Fund		-	-	8,822,855,861.93	8,822,855,861.93	-	8,822,855,861.93	-	5,155,804,307.61	5,155,804,307.61	8,822,855,861.93	72,178,484.35
Personnel Services		-	-	8,822,855,861.93	8,822,855,861.93	-	8,822,855,861.93	-	5,155,804,307.61	5,155,804,307.61	8,822,855,861.93	72,178,484.35
Basic Salary- Civilian	50101010 01	-	-	2,959,656,875.96	2,959,656,875.96	-	2,898,682,289.96	-	60,974,586.00	2,959,656,875.96	61,596,031.88	
Salaries and Wages - Casual/ Contractual	50101020 00	-	-	3,132,992,650.31	3,132,992,650.31	-	3,132,992,650.31	-	3,309,852,346.00	3,132,992,650.31	-	
PERA-Civilian	50102010 01	-	-	246,565,553.84	246,565,553.84	-	246,565,553.84	-	210,356,000.00	246,565,553.84	-	
Representation Allowance (RA)	50102020 00	-	-	3,764,680.02	3,764,680.02	-	3,764,680.02	-	2,983,200.00	2,983,200.00	3,764,680.02	
Transportation Allowance (TA)	50102030 01	-	-	374,500.00	374,500.00	-	374,500.00	-	-	374,500.00	-	
Clothing/Uniform Allowance- Civilian	50102040 01	-	-	11,150,282.14	11,150,282.14	-	11,150,282.14	-	-	11,150,282.14	81,000.00	
Subsistence Allowance- Magna Carta Benefits for Public Health Workers	50102050 03	-	-	137,221,933.18	137,221,933.18	-	165,123,983.18	-	115,695,800.00	87,793,750.00	137,221,933.18	
Laundry Allowance- Magna Carta Benefits for Public Health Workers	50102060 04	-	-	17,884,675.68	17,884,675.68	-	21,689,500.68	-	15,776,700.00	11,971,875.00	17,884,675.68	
Quarters Allowance- Magna Carta Benefits for Public Health Workers	50102070 04	-	-	-	-	-	-	-	-	-	-	
Productivity Incentive Allowance- Civilian	50102080 01	-	-	1,912,500.00	1,912,500.00	-	1,912,500.00	-	-	1,912,500.00	-	
Overseas Allowance-Civilian	50102090 01	-	-	-	-	-	-	-	-	-	-	
Honoraria- Civilian	50102100 01	-	-	-	-	-	-	-	-	-	-	
HP- Magna Carta Benefits for Public Health Workers	50102110 05	-	-	1,257,059,286.86	1,257,059,286.86	-	1,257,059,286.86	-	1,034,069,357.61	1,034,069,357.61	1,257,059,286.86	1,675,941.44
Longevity Pay- Magna Carta Benefits for Public Health Workers	50102120 04	-	-	12,103,675.80	12,103,675.80	-	12,103,675.80	-	-	12,103,675.80	3,542.83	
Overtime Pay	50102130 01	-	-	504,986.74	504,986.74	-	504,986.74	-	-	504,986.74	-	
Night-shift Differential Pay	50102130 02	-	-	2,820,000.00	2,820,000.00	-	2,820,000.00	-	-	2,820,000.00	-	
Bonus- Civilian	50102140 01	-	-	51,538,152.00	51,538,152.00	-	51,538,152.00	-	-	51,538,152.00	-	
Cash Gift- Civilian	50102150 01	-	-	3,712,500.00	3,712,500.00	-	3,712,500.00	-	-	3,712,500.00	-	
Anniversary Bonus - Civilian	50102990 38	-	-	-	-	-	-	-	-	-	-	
Collective Negotiation Agreement	50102990 11	-	-	-	-	-	-	-	-	-	-	
Mid year Bonus - Civilian	50102990 36	-	-	71,133,321.79	71,133,321.79	-	71,133,321.79	-	-	71,133,321.79	-	
Productivity Enhancement Incentive- Civilian	50102990 12	-	-	1,025,000.00	1,025,000.00	-	1,025,000.00	-	-	1,025,000.00	-	
Performance Based Bonus- Civilian	50102990 14	-	-	-	-	-	-	-	-	-	-	

PARTICULARS	UACS CODE	APPROPRIATION				ALLOTMENTS					1st Qtr ending March 31	
		Authorized Appropriation	Adjustments (Transfer To/From Realignment)		Adjusted Appropriations	Allotments Received	Adjustments (Withdrawal, Realignment)	(Transfer to)	Transfer from	Adjusted Total Allotments		
			Outside Dept.	Within Dept.								
1	2	3	4	5	6={3+4+5}	7	8	9	10	11={7+8+9+10}	12	
Retirement and Life Insurance Premiums	50103010 00	-		343,285,750.85	343,285,750.85	-	430,406,477.14	-	397,182,279.00	310,061,552.71	343,285,750.85	-
Pag-ibig- Civilian	50103020 01	-		19,295,598.58	19,295,598.58	-	19,295,598.58	-	10,517,800.00	10,517,800.00	19,295,598.58	-
Philhealth- Civilian	50103030 01	-		61,008,189.86	61,008,189.86	-	61,008,189.86	-	48,853,025.00	48,853,025.00	61,008,189.86	139,000.00
ECIP- Civilian	50103040 01	-		12,422,976.41	12,422,976.41	-	12,422,976.41	-	10,517,800.00	10,517,800.00	12,422,976.41	-
Pension Benefits- Civilian	50104010 01	-		-	-	-	-	-	-	-	-	-
Retirement and Graduity- Civilian	50104020 01	-		28,257,388.43	28,257,388.43	-	3,993,440.43	-	-	24,263,948.00	28,257,388.43	-
Terminal Leave Benefits- Civilian	50104030 01	-		10,667,000.00	10,667,000.00	-	10,667,000.00	-	-	-	10,667,000.00	-
Loyalty Award - Civilian	50104990 15	-		-	-	-	-	-	-	-	-	-
Lump-sum for Creation of New Positions- Civilian	50104990 01	-		-	-	-	-	-	-	-	-	-
Lump-sum for Reclassification of Positions	50104990 03	-		-	-	-	-	-	-	-	-	-
Lump-sum for Equivalent Record Form	50104990 04	-		-	-	-	-	-	-	-	-	-
Lump-sum for Compensation Adjustment	50104990 06	-		166,169,921.62	166,169,921.62	-	166,169,921.62	-	-	-	166,169,921.62	682,968.20
Lump-sum for Filling of Positions	50104990 07	-		203,582,840.00	203,582,840.00	-	203,582,840.00	-	-	-	203,582,840.00	8,000,000.00
Lump-sum for NBC No. 308	50104990 08	-		-	-	-	-	-	-	-	-	-
Lump-sum for Pesonnel Services	50104990 09	-		-	-	-	-	-	-	-	-	-
Lump-sum for Step Increments- Length of Service	50104990 10	-		431,120.00	431,120.00	-	431,120.00	-	-	-	431,120.00	-
Lump-sum for Step Increments- Meritous performan	50104990 11	-		-	-	-	-	-	-	-	-	-
Other Lump-sum	50104990 12	-		-	-	-	-	-	-	-	-	-
Other Personnel Benefits	50104990 99	-		66,314,501.85	66,314,501.85	-	32,725,434.56	-	-	33,589,067.29	66,314,501.85	-
Pension and Gratuity Fund		-	-	162,291,830.00	162,291,830.00	-	162,291,830.00	-	-	-	162,291,830.00	67,385,250.49
Personnel Services		-	-	162,291,830.00	162,291,830.00	-	162,291,830.00	-	-	-	162,291,830.00	67,385,250.49
Basic Salary- Civilian	50101010 01	-		-	-	-	-	-	-	-	-	-
Pension Benefits- Civilian	50104010 01	-		-	-	-	-	-	-	-	-	-
Retirement and Graduity- Civilian	50104020 01	-		-	-	-	-	-	-	-	-	-
Terminal Leave Benefits- Civilian	50104030 01	-		162,291,830.00	162,291,830.00	-	162,291,830.00	-	-	-	162,291,830.00	67,385,250.49
QRF BAYANIHAN ACT (SARO-BMB-B-20-0007975)		-	-	45,717,896,630.00	45,717,896,630.00	-	45,717,896,630.00	-	6,860,713,914.78	6,860,713,914.78	45,717,896,630.00	-
Maintenance and Other Operating Expenses		-	-	41,224,124,470.00	41,224,124,470.00	-	41,224,124,470.00	-	5,206,546,754.78	5,206,546,754.78	41,224,124,470.00	-
Travel Expenses-Local	5020101000	-		1,048,501.69	1,048,501.69	-	1,803,363.00	-	1,468,500.00	713,638.69	1,048,501.69	-
Travel Expenses-Foreign	5020102000	-		-	-	-	-	-	-	-	-	-
Training Expenses	5020201002	-		195,117.00	195,117.00	-	696,420.60	-	151,366.00	1,042,903.60	195,117.00	-
Scholarship Grants/ Expenses	5020202000	-		-	-	-	-	-	-	-	-	-
Office Supplies Expenses	5020301002	-		1,819,224.81	1,819,224.81	-	657,343.70	-	-	1,161,881.11	1,819,224.81	-
Accountable Forms Expenses	5020302000	-		-	-	-	-	-	-	-	-	-
Non-accountable Forms Expenses	5020303000	-		-	-	-	-	-	-	-	-	-
Animal/Zoological Supplies Expenses	5020304000	-		-	-	-	-	-	-	-	-	-
Food Supplies Expenses	5020305000	-		22,448,196.86	22,448,196.86	-	21,425,896.86	-	-	1,022,300.00	22,448,196.86	-
Welfare Goods Expenses	5020306000	-		-	-	-	-	-	-	-	-	-
Drugs and Medicines Expenses	5020307000	-		88,425,150.95	88,425,150.95	-	67,713,051.25	-	-	20,712,099.70	88,425,150.95	-
Medical, Dental and Laboratory Supplies Expenses	5020308000	-		37,728,971,682.38	37,728,971,682.38	-	37,643,377,167.96	-	140,161,816.11	225,756,330.53	37,728,971,682.38	-
Fuel, Oil and Lubricants Expenses	5020309000	-		2,232,983.55	2,232,983.55	-	1,575,918.07	-	648,000.00	4,456,901.62	2,232,983.55	-
Agricultural Supplies Expenses	5020310000	-		-	-	-	-	-	-	-	-	-
Textbooks and Instructional Materials Expenses	5020311001	-		-	-	-	-	-	-	-	-	-
Semi-Expendable - Machinery	5020321001	-		-	-	-	-	-	-	-	-	-
Semi-Expendable - Office Equipment	5020321002	-		495,234.00	495,234.00	-	323,754.00	-	-	171,480.00	495,234.00	-
Semi-Expendable - Information and Communication	5020321003	-		519,656.00	519,656.00	-	259,615.00	-	-	260,041.00	519,656.00	-
Semi-Expendable - Agricultural and Forestry Equipm	5020321004	-		-	-	-	-	-	-	-	-	-
Semi-Expendable - Marine and Fishery Equipment	5020321005	-		-	-	-	-	-	-	-	-	-
Semi-Expendable - Airport Equipment	5020321006	-		-	-	-	-	-	-	-	-	-
Semi-Expendable - Communication Equipment	5020321007	-		147,700.00	147,700.00	-	147,700.00	-	-	-	147,700.00	-
Semi-Expendable - Disaster Response and Rescue Eq	5020321008	-		-	-	-	-	-	-	-	-	-
Semi-Expendable - Military, Police and Security Equip	5020321009	-		-	-	-	-	-	-	-	-	-
Semi-Expendable - Medical Equipment	5020321010	-		7,702,661.00	7,702,661.00	-	3,542,961.00	-	-	4,159,700.00	7,702,661.00	-
Semi-Expendable - Printing Equipment	5020321011	-		-	-	-	-	-	-	-	-	-
Semi-Expendable Machinery and Equipment Expense	5020321000	-		13,600.00	13,600.00	-	13,600.00	-	-	-	13,600.00	-
Semi-Expendable - Sports Equipment	5020321012	-		-	-	-	-	-	-	-	-	-
Semi-Expendable - Technical and Scientific Equipmer	5020321013	-		-	-	-	-	-	-	-	-	-
Semi-Expendable - Other Machinery and Equipment	5020321099	-		3,151,087.48	3,151,087.48	-	2,370,479.50	-	-	780,607.98	3,151,087.48	-
Semi-Expendable - Furniture and Fixtures	5020322001	-		256,578.00	256,578.00	-	125,178.00	-	-	131,400.00	256,578.00	-
Semi-Expendable - Books	5020322002	-		-	-	-	-	-	-	-	-	-
Semi-Expendable Furniture, Fixtures and Books Expe	5020322000	-		412,988.68	412,988.68	-	114,858.68	-	-	298,130.00	412,988.68	-
Other Supplies and Materials Expenses	5020399000	-		22,420,900.83	22,420,900.83	348,000.00	15,867,473.38	-	500,000.00	6,705,427.45	22,420,900.83	-
Water Expenses	5020401000	-		4,125,920.20	4,125,920.20	-	4,125,920.20	-	-	-	4,125,920.20	-
Electricity Expenses	5020402000	-		20,988,339.39	20,988,339.39	-	20,988,339.39	-	-	-	20,988,339.39	-

PARTICULARS	UACS CODE	APPROPRIATION				ALLOTMENTS					1st Qtr ending March 31
		Authorized Appropriation	Adjustments (Transfer To/From Realignment)		Adjusted Appropriations	Allotments Received	Adjustments (Withdrawal, Realignment)	(Transfer to)	Transfer from	Adjusted Total Allotments	
			Outside Dept.	Within Dept.							
1	2	3	4	5	6=(3+4+5)	7	8	9	10	11=(7+8+9+10)	12
Gas/Heating Expenses	5020403000	-	-	-	-	-	-	-	-	-	-
Postage and Courier Services	5020501000	-	-	-	-	-	-	-	-	-	-
Telephone- Mobile	5020502001	-	1,851,474.13	1,851,474.13	-	1,943,319.00	1,468,500.00	1,376,655.13	1,851,474.13	-	-
Telephone- Landline	5020502002	-	129,966.68	129,966.68	-	129,966.68	-	-	129,966.68	-	-
Internet Subscription Expenses	5020503000	-	361,883.07	361,883.07	-	361,883.07	-	-	361,883.07	-	-
Cable, Satellite, Telegraph and Radio Expenses	5020504000	-	500.00	500.00	-	500.00	-	-	500.00	-	-
Awards/ Rewards Expenses	5020601001	-	-	-	-	-	-	-	-	-	-
Rewards and Incentives	5020601002	-	500,000.00	500,000.00	-	500,000.00	-	-	500,000.00	-	-
Prizes	5020602000	-	-	-	-	-	-	-	-	-	-
Survey Expenses	5020701000	-	-	-	-	-	-	-	-	-	-
ICT Research, Exploration and Development Expense	5020702001	-	-	-	-	-	-	-	-	-	-
Research, Exploration and Development Expenses	5020702002	-	-	-	-	-	-	-	-	-	-
Confidential Expenses	5021001000	-	-	-	-	-	-	-	-	-	-
Intelligence Expenses	5021002000	-	-	-	-	-	-	-	-	-	-
Extraordinary and Miscellaneous Expenses	5021003000	-	-	-	-	-	-	-	-	-	-
Legal Services	5021101000	-	-	-	-	-	-	-	-	-	-
Auditing Services	5021102000	-	-	-	-	-	-	-	-	-	-
Consultancy Services	5021103002	-	6,363,189.57	6,363,189.57	-	6,363,189.57	-	-	6,363,189.57	-	-
Other Professional Services	5021199000	-	1,249,818,361.00	1,249,818,361.00	-	348,000.00	1,134,798,137.59	2,249,337,577.15	2,364,705,800.56	1,249,818,361.00	-
Environment/Sanitary Services	5021201000	-	1,890,525.00	1,890,525.00	-	1,006,525.00	-	884,000.00	1,890,525.00	-	-
Janitorial Services	5021202000	-	12,007,786.71	12,007,786.71	-	12,007,786.71	-	-	12,007,786.71	-	-
Security Services	5021203000	-	14,512,826.00	14,512,826.00	-	14,512,826.00	-	-	14,512,826.00	-	-
Other General Services	5021299099	-	5,554,017.56	5,554,017.56	-	4,131,070.00	-	1,422,947.56	5,554,017.56	-	-
RM - Investment Property	5021301000	-	-	-	-	-	-	-	-	-	-
RM - Other Land Improvements	5021302099	-	-	-	-	-	-	-	-	-	-
RM - Road Networks	5021303001	-	-	-	-	-	-	-	-	-	-
RM - Flood Control Systems	5021303002	-	-	-	-	-	-	-	-	-	-
RM - Sewer Systems	5021303003	-	-	-	-	-	-	-	-	-	-
RM - Water Supply System	5021303004	-	-	-	-	-	-	-	-	-	-
RM - Power Supply Systems	5021303005	-	-	-	-	-	-	-	-	-	-
RM - Communication Networks	5021303006	-	-	-	-	-	-	-	-	-	-
RM - Airport Systems	5021303008	-	-	-	-	-	-	-	-	-	-
RM - Other Infrastructure Assets	5021303099	-	-	-	-	-	-	-	-	-	-
RM - Buildings	5021304001	-	-	-	-	-	-	-	-	-	-
RM - Hospitals and Health Centers	5021304003	-	7,660,830.45	7,660,830.45	-	4,966,697.79	-	2,694,132.66	7,660,830.45	-	-
RM - Hotels and Dormitories	5021304006	-	-	-	-	-	-	-	-	-	-
RM - Other Structures	5021304099	-	350,000.00	350,000.00	-	350,000.00	-	-	350,000.00	-	-
RM - Machinery	5021305001	-	-	-	-	-	-	-	-	-	-
RM - Office Equipment	5021305002	-	33,590.00	33,590.00	-	15,600.00	-	17,990.00	33,590.00	-	-
RM - ICT Equipment	5021305003	-	-	-	-	-	-	-	-	-	-
RM -Agricultural and Forestry Equipment	5021305004	-	-	-	-	-	-	-	-	-	-
RM -Marine and Fishery Equipment	5021305005	-	-	-	-	-	-	-	-	-	-
RM - Airport Equipment	5021305006	-	-	-	-	-	-	-	-	-	-
RM - Communication Equipment	5021305007	-	-	-	-	-	-	-	-	-	-
RM - Disaster Response and Rescue Equipment	5021305009	-	-	-	-	-	-	-	-	-	-
RM - Military, Police and Security Equipment	5021305010	-	-	-	-	-	-	-	-	-	-
RM - Medical Equipment	5021305011	-	853,762.00	853,762.00	-	607,319.00	-	246,443.00	853,762.00	-	-
RM - Printing Equipment	5021305012	-	-	-	-	-	-	-	-	-	-
RM - Sports Equipment	5021305013	-	-	-	-	-	-	-	-	-	-
RM - Technical and Scientific Equipment	5021305014	-	-	-	-	-	-	-	-	-	-
RM - Other Machinery and Equipment	5021305099	-	262,800.00	262,800.00	-	262,800.00	-	-	262,800.00	-	-
RM - Motor Vehicles	5021306001	-	28,138.26	28,138.26	-	27,590.26	-	548.00	28,138.26	-	-
RM - Trains	5021306002	-	-	-	-	-	-	-	-	-	-
RM - Watercrafts	5021306004	-	-	-	-	-	-	-	-	-	-
RM - Other Transportation Equipment	5021306099	-	-	-	-	-	-	-	-	-	-
RM - Furniture and Fixtures	5021307000	-	-	-	-	-	-	-	-	-	-
RM - Leased Assets, Buildings and other structures	5021308001	-	-	-	-	-	-	-	-	-	-
RM - Leased Assets, Machinery and Equipment	5021308002	-	-	-	-	-	-	-	-	-	-
RM - Leased Assets, ICT Machinery and Equipment	5021308004	-	-	-	-	-	-	-	-	-	-
RM - Leased Assets, Transportation Equipment	5021308003	-	-	-	-	-	-	-	-	-	-
RM - Leased Assets, Other Leased Assets	5021308099	-	-	-	-	-	-	-	-	-	-
RM - Leased Assets Improvements, Land	5021309001	-	-	-	-	-	-	-	-	-	-
RM - Leased Assets Improvements , Buildings	5021309002	-	-	-	-	-	-	-	-	-	-
RM - Other Leased Assets Improvements	5021309099	-	-	-	-	-	-	-	-	-	-
RM - Historical Buildings	5021310001	-	-	-	-	-	-	-	-	-	-

PARTICULARS	UACS CODE	APPROPRIATION				ALLOTMENTS					1st Qtr ending March 31
		Authorized Appropriation	Adjustments (Transfer To/From Realignment)		Adjusted Appropriations	Allotments Received	Adjustments (Withdrawal, Realignment)	(Transfer to)	Transfer from	Adjusted Total Allotments	
			Outside Dept.	Within Dept.							
1	2	3	4	5	6=(3+4+5)	7	8	9	10	11=(7+8+9+10)	12
RM - Work of Arts and Archeological Specimens	5021310002	-	-	-	-	-	-	-	-	-	-
RM - Other Heritage Assets	5021310099	-	-	-	-	-	-	-	-	-	-
RM- Semi-Expendable - Machinery	5021321001	-	-	-	-	-	-	-	-	-	-
RM- Semi-Expendable - Office Equipment	5021321002	-	-	-	-	-	-	-	-	-	-
RM- Semi-Expendable - Information and Communica	5021321003	-	-	-	-	-	-	-	-	-	-
RM- Semi-Expendable - Agricultural and Forestry Equ	5021321004	-	-	-	-	-	-	-	-	-	-
RM- Semi-Expendable - Marine and Fishery Equipme	5021321005	-	-	-	-	-	-	-	-	-	-
RM- Semi-Expendable - Communication Equipment	5021321007	-	-	-	-	-	-	-	-	-	-
RM- Semi-Expendable - Disaster Response and Rescu	5021321008	-	-	-	-	-	-	-	-	-	-
RM- Semi-Expendable - Military Police and Security E	5021321009	-	-	-	-	-	-	-	-	-	-
RM- Semi-Expendable - Medical Equipment	5021321010	-	-	1,164,800.00	1,164,800.00	-	1,164,800.00	-	-	1,164,800.00	-
RM- Semi-Expendable - Printing Equipment	5021321011	-	-	-	-	-	-	-	-	-	-
RM- Semi-Expendable - Sports Equipment	5021321012	-	-	-	-	-	-	-	-	-	-
RM- Semi-Expendable - Technical and Scientific Equip	5021321013	-	-	-	-	-	-	-	-	-	-
RM- Semi-Expendable - Other Machinery and Equipm	5021321099	-	-	-	-	-	-	-	-	-	-
RM- Semi-Expendable - Furniture and Fixtures	5021322001	-	-	-	-	-	-	-	-	-	-
RM- Semi-Expendable - Books	5021322002	-	-	-	-	-	-	-	-	-	-
RM - Other Property, Plant and Equipment	5021399099	-	-	20,600.00	20,600.00	-	20,600.00	-	-	20,600.00	-
Subsidy to National Government Agencies	5021401000	-	-	-	-	-	-	-	-	-	-
Financial Assistance to NGAs	5021402000	-	-	135,643,709.34	135,643,709.34	-	135,643,709.34	-	-	135,643,709.34	-
Financial Assistance to LGU	5021403000	-	-	-	-	-	-	-	-	-	-
Subsidy Support to Operations of GOCCs	5021404001	-	-	480,645,941.70	480,645,941.70	-	480,645,941.70	-	-	480,645,941.70	-
Financial Assistance to NGOs/POs	5021405000	-	-	-	-	-	-	-	-	-	-
Internal Revenue Allotment	5021406000	-	-	-	-	-	-	-	-	-	-
Subsidy to Regional Offices/Staff Bureaus	5021407000	-	-	-	-	-	-	-	-	-	-
Subsidy to Operating Units	5021408000	-	-	-	-	-	500,000.00	500,000.00	-	-	-
Subsidy to Other Funds	5021409000	-	-	-	-	-	-	-	-	-	-
Subsidy- Others	5021499000	-	-	50,458,896.69	50,458,896.69	-	50,458,896.69	-	-	50,458,896.69	-
Taxes, Duties and Licenses	5021501001	-	-	24,530.00	24,530.00	-	24,530.00	-	-	24,530.00	-
Tax Refund	5021501002	-	-	-	-	-	-	-	-	-	-
Fidelity Bond Premiums	5021502000	-	-	11,250.00	11,250.00	-	11,250.00	-	-	11,250.00	-
Insurance Expenses	5021503000	-	-	136,600.00	136,600.00	-	-	-	136,600.00	136,600.00	-
Labor and Wages	5021601000	-	-	-	-	-	-	-	-	-	-
Advertising Expenses	5029901000	-	-	-	-	-	-	-	-	-	-
Printing and Publication Expenses	5029902000	-	-	25,059.00	25,059.00	-	-	-	25,059.00	25,059.00	-
Representation Expenses	5029903000	-	-	75,022,881.75	75,022,881.75	-	14,501,281.75	13,858,333.33	74,379,933.33	75,022,881.75	-
Transportation and Delivery Expenses	5029904000	-	-	1,256,344.69	1,256,344.69	-	33,015.00	-	1,223,329.69	1,256,344.69	-
Rent- Building and Structures	5029905001	-	-	579,000.00	579,000.00	-	579,000.00	-	-	579,000.00	-
Rent- Lands	5029905002	-	-	-	-	-	-	-	-	-	-
Rent- Motor Vehicles	5029905003	-	-	18,810,107.55	18,810,107.55	-	18,750,107.55	-	60,000.00	18,810,107.55	-
Rent- Equipment	5029905004	-	-	6,594,503.59	6,594,503.59	-	6,594,503.59	-	-	6,594,503.59	-
Rent- Living Quarters	5029905005	-	-	13,717,889.88	13,717,889.88	-	13,717,889.88	-	-	13,717,889.88	-
Operating Lease	5029905006	-	-	-	-	-	-	-	-	-	-
Financial Lease	5029905007	-	-	-	-	-	-	-	-	-	-
Rents - ICT Machinery and Equipment	5029905008	-	-	479,833.33	479,833.33	-	479,833.33	-	-	479,833.33	-
Membership Dues and Contributions to Organization	5029906000	-	-	-	-	-	-	-	-	-	-
SE- Cloud Computing Service	5029907003	-	-	-	-	-	-	-	-	-	-
SE- Data Center Service	5029907002	-	-	-	-	-	-	-	-	-	-
SE- ICT Software Subscription	5029907001	-	-	-	-	-	-	-	-	-	-
SE-Library and Other Reading Materials Subscription	5029907004	-	-	-	-	-	-	-	-	-	-
SE- Other Subscription Expenses	5029907099	-	-	-	-	-	-	-	-	-	-
Donations	5029908000	-	-	-	-	-	-	-	-	-	-
Litigation/Acquired Assets Expenses	5029909000	-	-	-	-	-	-	-	-	-	-
Website Maintenance	5029999001	-	-	8,046,788.56	8,046,788.56	-	8,046,788.56	-	-	8,046,788.56	-
Other Maintenance and Operating Expenses	5029999099	-	-	1,223,930,560.67	1,223,930,560.67	-	1,530,382,748.69	2,798,452,662.19	2,492,000,474.17	1,223,930,560.67	-
Capital Outlay		-	-	4,493,772,160.00	4,493,772,160.00	-	4,493,772,160.00	1,654,167,160.00	1,654,167,160.00	4,493,772,160.00	-
Hospitals and Health Centers	5060404003	-	-	16,555,000.00	16,555,000.00	-	-	-	16,555,000.00	16,555,000.00	-
Information and Communication Technology Equipm	5060405003	-	-	751,726.00	751,726.00	-	439,926.00	-	311,800.00	751,726.00	-
Machinery	5060405001	-	-	-	-	-	-	-	-	-	-
Marine and Fishery Equipment	5060405005	-	-	-	-	-	-	-	-	-	-
Medical Equipment	5060405011	-	-	4,469,314,967.30	4,469,314,967.30	-	4,487,284,234.00	1,654,167,160.00	1,636,197,893.30	4,469,314,967.30	-
Office Equipment	5060405002	-	-	-	-	-	-	-	-	-	-
Other Machinery and Equipment	5060405099	-	-	921,466.70	921,466.70	-	-	-	921,466.70	921,466.70	-
Motor Vehicles	5060406001	-	-	6,048,000.00	6,048,000.00	-	6,048,000.00	-	-	6,048,000.00	-

PARTICULARS	UACS CODE	APPROPRIATION				ALLOTMENTS					1st Qtr ending March 31
		Authorized Appropriation	Adjustments (Transfer To/From Realignment)		Adjusted Appropriations	Allotments Received	Adjustments (Withdrawal, Realignment)	(Transfer to)	Transfer from	Adjusted Total Allotments	
			Outside Dept.	Within Dept.							
1	2	3	4	5	6=(3+4+5)	7	8	9	10	11=(7+8+9+10)	12
Furniture and Fixtures	5060407001	-	-	181,000.00	181,000.00	-	-	-	181,000.00	181,000.00	-
RA RA11469 QRF-PCR		-	-	1,912,500,000.00	1,912,500,000.00	-	1,912,500,000.00	-	-	1,912,500,000.00	-
Maintenance and Other Operating Expenses		-	-	1,912,500,000.00	1,912,500,000.00	-	1,912,500,000.00	-	-	1,912,500,000.00	-
Medical, Dental and Laboratory Supplies Expenses	5020308000	-	-	1,912,500,000.00	1,912,500,000.00	-	1,912,500,000.00	-	-	1,912,500,000.00	-
Co Contingent Fund		-	-	50,000.00	50,000.00	-	50,000.00	-	-	50,000.00	50,000.00
Maintenance and Other Operating Expenses		-	-	50,000.00	50,000.00	-	50,000.00	-	-	50,000.00	50,000.00
Consultancy Services	5021103002	-	-	50,000.00	50,000.00	-	50,000.00	-	-	50,000.00	50,000.00
Ca Calamity fund		-	-	500,000,000.00	500,000,000.00	-	500,000,000.00	-	147,846,002.00	147,846,002.00	193,375,243.04
Maintenance and Other Operating Expenses		-	-	500,000,000.00	500,000,000.00	-	500,000,000.00	-	147,846,002.00	147,846,002.00	193,375,243.04
Travel Expenses-Local	5020101000	-	-	8,893,354.60	8,893,354.60	-	8,893,354.60	-	8,893,354.60	8,893,354.60	-
Travel Expenses-Foreign	5020102000	-	-	-	-	-	-	-	-	-	-
Training Expenses	5020201002	-	-	7,373,967.29	7,373,967.29	-	9,648,555.09	-	9,879,237.40	7,604,649.60	7,373,967.29
Scholarship Grants/ Expenses	5020202000	-	-	-	-	-	-	-	-	-	-
Office Supplies Expenses	5020301002	-	-	5,069,207.61	5,069,207.61	-	12,395,174.11	-	12,349,046.75	5,023,080.25	5,069,207.61
Accountable Forms Expenses	5020302000	-	-	-	-	-	-	-	-	-	-
Non-accountable Forms Expenses	5020303000	-	-	-	-	-	-	-	-	-	-
Animal/Zoological Supplies Expenses	5020304000	-	-	-	-	-	-	-	-	-	-
Food Supplies Expenses	5020305000	-	-	87,521.00	87,521.00	-	87,521.00	-	-	87,521.00	-
Welfare Goods Expenses	5020306000	-	-	-	-	-	-	-	-	-	-
Drugs and Medicines Expenses	5020307000	-	-	4,700,000.00	4,700,000.00	-	4,700,000.00	-	5,000,000.00	5,000,000.00	4,700,000.00
Medical, Dental and Laboratory Supplies Expenses	5020308000	-	-	257,168,928.00	257,168,928.00	-	249,448,363.00	-	14,000,000.00	21,720,565.00	257,168,928.00
Fuel, Oil and Lubricants Expenses	5020309000	-	-	1,390,547.13	1,390,547.13	-	2,709,194.08	-	2,469,809.35	1,151,162.40	1,390,547.13
Other Supplies and Materials Expenses	5020399000	-	-	103,287,791.69	103,287,791.69	-	103,087,791.69	-	200,000.00	103,287,791.69	-
Water Expenses	5020401000	-	-	-	-	-	-	-	-	-	-
Electricity Expenses	5020402000	-	-	-	-	-	-	-	-	-	-
Gas/Heating Expenses	5020403000	-	-	-	-	-	-	-	-	-	-
Postage and Courier Services	5020501000	-	-	-	-	-	-	-	-	-	-
Telephone- Mobile	5020502001	-	-	4,569,401.98	4,569,401.98	-	9,843,989.78	-	9,879,237.40	4,604,649.60	4,569,401.98
Legal Services	5021101000	-	-	66,000.00	66,000.00	-	66,000.00	-	-	66,000.00	-
Auditing Services	5021102000	-	-	-	-	-	-	-	-	-	-
Consultancy Services	5021103002	-	-	-	-	-	-	-	-	-	-
Other Professional Services	5021199000	-	-	39,280,302.83	39,280,302.83	-	58,721,564.83	-	54,138,875.00	34,697,613.00	39,280,302.83
Environment/Sanitary Services	5021201000	-	-	2,000,000.00	2,000,000.00	-	2,000,000.00	-	2,000,000.00	2,000,000.00	-
RM - Buildings	5021304001	-	-	27,153.62	27,153.62	-	27,153.62	-	-	27,153.62	-
RM - Motor Vehicles	5021306001	-	-	10,236.00	10,236.00	-	10,236.00	-	-	10,236.00	-
RM - Trains	5021306002	-	-	-	-	-	-	-	-	-	-
Financial Assistance to LGU	5021403000	-	-	640,000.00	640,000.00	-	640,000.00	-	-	640,000.00	-
Subsidy Support to Operations of GOCCs	5021404001	-	-	-	-	-	-	-	-	-	-
Financial Assistance to NGOs/POs	5021405000	-	-	-	-	-	-	-	-	-	-
Internal Revenue Allotment	5021406000	-	-	-	-	-	-	-	-	-	-
Subsidy to Regional Offices/Staff Bureaus	5021407000	-	-	-	-	-	-	-	-	-	-
Subsidy to Operating Units	5021408000	-	-	11,001,825.00	11,001,825.00	-	-	-	3,000,000.00	14,001,825.00	11,001,825.00
Subsidy to Other Funds	5021409000	-	-	-	-	-	-	-	-	-	-
Subsidy- Others	5021499000	-	-	-	-	-	-	-	-	-	-
Taxes, Duties and Licenses	5021501001	-	-	-	-	-	-	-	-	-	-
Tax Refund	5021501002	-	-	-	-	-	-	-	-	-	-
Fidelity Bond Premiums	5021502000	-	-	-	-	-	-	-	-	-	-
Insurance Expenses	5021503000	-	-	-	-	-	-	-	-	-	-
Labor and Wages	5021601000	-	-	466,484.68	466,484.68	-	466,484.68	-	-	466,484.68	-
Advertising Expenses	5029901000	-	-	-	-	-	-	-	-	-	-
Printing and Publication Expenses	5029902000	-	-	-	-	-	-	-	-	-	-
Representation Expenses	5029903000	-	-	11,700,000.00	11,700,000.00	-	11,700,000.00	-	-	11,700,000.00	-
Transportation and Delivery Expenses	5029904000	-	-	2,228,324.80	2,228,324.80	-	4,865,618.70	-	4,939,618.70	2,302,324.80	2,228,324.80
Rent- Building and Structures	5029905001	-	-	-	-	-	-	-	-	-	-
Rent- Lands	5029905002	-	-	-	-	-	-	-	-	-	-
Rent- Motor Vehicles	5029905003	-	-	252,500.00	252,500.00	-	252,500.00	-	-	252,500.00	-
Other Maintenance and Operating Expenses	5029999099	-	-	39,786,453.77	39,786,453.77	-	19,450,616.02	-	20,310,940.00	40,646,777.75	39,786,453.77
World Bank Loan (1st year funding reqts for COVID-19 ERP)		-	-	2,691,343,219.00	2,691,343,219.00	-	2,691,343,219.00	-	-	2,691,343,219.00	-
Maintenance and Other Operating Expenses		-	-	1,237,858,254.00	1,237,858,254.00	-	1,237,858,254.00	-	-	1,237,858,254.00	-
Other Professional Services	5021199000	-	-	1,721,517.56	1,721,517.56	-	1,721,517.56	-	-	1,721,517.56	-

PARTICULARS	UACS CODE	APPROPRIATION				ALLOTMENTS					1st Qtr ending March 31	
		Authorized Appropriation	Adjustments (Transfer To/From Realignment)		Adjusted Appropriations	Allotments Received	Adjustments (Withdrawal, Realignment)	(Transfer to)	Transfer from	Adjusted Total Allotments		
			Outside Dept.	Within Dept.								
1	2	3	4	5	6=(3+4+5)	7	8	9	10	11=(7+8+9+10)	12	
Other Maintenance and Operating Expenses	5029999099	-		1,236,136,736.44	1,236,136,736.44	-	1,236,136,736.44	-	-	1,236,136,736.44	-	
Capital Outlay		-	-	1,453,484,965.00	1,453,484,965.00	-	1,453,484,965.00	-	-	1,453,484,965.00	-	
Hospitals and Health Centers	5060404003	-		300,000,000.00	300,000,000.00	-	300,000,000.00	-	-	300,000,000.00	-	
Medical Equipment	5060405011	-		1,065,984,965.00	1,065,984,965.00	-	1,065,984,965.00	-	-	1,065,984,965.00	-	
Motor Vehicles	5060406001	-		87,500,000.00	87,500,000.00	-	87,500,000.00	-	-	87,500,000.00	-	
Asian Development Bank		-	-	1,205,700.00	1,205,700.00	-	1,205,700.00	-	-	1,205,700.00	-	
Maintenance and Other Operating Expenses		-	-	1,205,700.00	1,205,700.00	-	1,205,700.00	-	-	1,205,700.00	-	
Consultancy Services	5021103002	-		1,205,700.00	1,205,700.00	-	1,205,700.00	-	-	1,205,700.00	-	
TOTAL CURRENT		104,027,097,000.00	-	58,200,012,104.43	162,227,109,104.43	98,934,475,000.00	58,200,012,104.43	-	35,076,655,299.23	35,076,655,299.23	157,134,487,104.43	18,185,025,175.06

Department: HEALTH
 Agency:
 Operating Unit: ALL

Organization Code (UACS):
 Fund Cluster: 01 - Regular Agency Fund, 04 - Special

PARTICULARS	UACS CODE	TOTAL OBLIGATION				CURRENT YEAR DISBURSEMENTS					BALANCES			
		2nd Qtr ending June 30	3rd Qtr ending September 30	4th Qtr ending December 31	TOTAL	1st Qtr ending March 31	2nd Qtr ending June 30	3rd Qtr ending Sept. 30	4th Qtr ending Dec. 31	TOTAL	Unreleased Appropriation	Unobligated Allotment	UNPAID OBLIGATION	
													Due and Demandable	Not Yet Due and Demandable
1	2	13	14	15	16=(12+13+14+15)	17	18	19	20	21=(17+18+19+20)	22=(6-11)	23=(11-16)	24	25

CURRENT														
A. Agency Specific Budget		25,788,496,837.35	18,747,353,245.11	-	61,642,769,587.52	11,779,950,148.74	19,086,606,968.15	16,626,959,333.34	-	47,493,516,450.23	5,013,202,000.00	33,904,013,412.48	-	14,149,253,137.29
Personnel Services		14,728,498,948.50	10,531,832,883.85	-	36,693,279,479.95	10,201,011,394.29	14,722,813,878.97	11,045,086,720.30	-	35,968,911,993.56	12,000,000.00	9,486,880,520.05	-	724,367,486.39
Basic Salary- Civilian	50101010 01	7,119,579,298.35	6,149,227,298.13	-	19,673,929,327.35	6,056,353,431.85	6,706,699,468.36	6,451,694,505.75	-	19,214,747,405.96	12,000,000.00	3,942,665,087.94	-	459,181,921.39
Salaries and Wages - Casual/ Contractual	50101020 00	1,277,383,534.49	1,446,097,315.38	-	4,403,417,679.31	1,392,279,161.30	1,467,216,309.75	1,534,649,172.73	-	4,394,144,643.78	-	230,926,319.09	-	9,273,035.53
PERA-Civilian	50102010 01	487,022,595.63	441,118,142.70	-	1,414,586,367.32	445,288,311.26	521,001,816.16	419,246,491.95	-	1,385,536,619.37	-	323,491,619.01	-	29,049,747.95
Representation Allowance (RA)	50102020 00	13,218,548.93	10,054,300.68	-	34,352,787.26	10,612,437.65	13,658,246.50	9,726,323.56	-	33,997,007.71	-	9,056,541.17	-	355,779.55
Transportation Allowance (TA)	50102030 01	8,403,575.08	7,814,887.70	-	23,598,769.38	7,176,706.60	8,624,582.34	7,451,148.61	-	23,252,437.55	-	9,884,997.07	-	346,331.83
Clothing/Uniform Allowance- Civilian	50102040 01	125,628,987.38	20,470,437.25	-	478,835,832.63	237,717,861.25	232,962,628.00	1,860,238.14	-	472,540,727.39	-	31,240,631.00	-	6,295,105.24
Subsistence Allowance- Magna Carta Benefits for Public Health Workers	50102050 03	243,647,252.49	226,245,630.25	-	731,013,084.93	234,534,197.99	261,871,686.70	216,041,318.00	-	712,447,202.69	-	140,110,560.16	-	18,565,882.24
Laundry Allowance- Magna Carta Benefits for Public Health Workers	50102060 04	31,127,719.80	25,898,782.89	-	90,865,184.23	30,562,423.91	33,390,344.05	25,638,497.63	-	89,591,265.59	-	14,719,702.26	-	1,273,918.64
Quarters Allowance- Magna Carta Benefits for Public Health Workers	50102070 04	816,340.00	6,380,200.00	-	7,911,656.60	700,116.60	831,340.00	1,270,200.00	-	2,801,656.60	-	-	-	5,110,000.00
Productivity Incentive Allowance- Civilian	50102080 01	3,974,582.71	2,025,417.29	-	6,000,000.00	-	5,081,695.44	918,304.56	-	6,000,000.00	-	2,440,000.00	-	-
Overseas Allowance-Civilian	50102090 01	109,814.28	390,185.72	-	500,000.00	-	164,409.72	335,590.28	-	500,000.00	-	102,817,000.00	-	-
Honoraria- Civilian	50102100 01	123,360.00	42,360.00	-	165,720.00	-	123,360.00	42,360.00	-	165,720.00	-	85,880,280.00	-	-
HP- Magna Carta Benefits for Public Health Workers	50102110 05	1,915,008,394.36	1,293,973,818.96	-	4,793,316,997.27	1,384,274,312.85	1,965,978,686.29	1,388,735,599.20	-	4,738,988,598.34	-	576,030,644.53	-	54,328,398.93
Longevity Pay- Magna Carta Benefits for Public Health Workers	50102120 04	202,730,070.10	179,420,220.78	-	553,405,397.67	156,629,525.02	210,612,972.10	171,198,131.12	-	538,440,628.24	-	52,249,126.44	-	14,964,769.43
Overtime Pay	50102130 01	955,649.04	2,199,685.96	-	3,868,591.87	657,927.28	905,287.23	2,040,091.43	-	3,603,305.94	-	14,704,156.66	-	265,285.93
Night-shift Differential Pay	50102130 02	33,432,703.14	55,790,264.94	-	107,919,346.66	12,736,206.90	36,728,489.73	47,674,417.73	-	97,139,114.36	-	39,631,680.32	-	10,780,232.30
Bonus- Civilian	50102140 01	104,617,636.36	11,129,771.02	-	116,945,934.67	237,937.00	103,174,695.12	4,026,441.55	-	107,439,073.67	-	1,728,876,362.34	-	9,506,861.00
Cash Gift- Civilian	50102150 01	136,213.00	3,569,435.92	-	3,714,648.92	-	37,902.00	3,000.00	-	40,902.00	-	277,955,352.08	-	3,673,746.92
Anniversary Bonus - Civilian	50102990 38	-	1,080,000.00	-	6,528,000.00	5,376,450.00	71,550.00	1,080,000.00	-	6,528,000.00	-	14,785,000.00	-	-
Collective Negotiation Agreement	50102990 11	-	-	-	-	-	-	-	-	-	-	1,890,000.00	-	-
Mid year Bonus - Civilian	50102990 36	2,460,321,260.61	10,705,182.55	-	2,522,600,409.56	5,934,523.00	2,409,794,613.12	99,200,522.84	-	2,514,929,658.96	-	176,390,514.59	-	7,670,750.60
Productivity Enhancement Incentive- Civilian	50102990 12	65,000.00	65,000.00	-	10,000.00	10,000.00	-	-	-	10,000.00	-	283,130,954.26	-	-
Performance Based Bonus- Civilian	50102990 14	2,694,417.50	331,992.00	-	3,026,409.50	-	2,694,417.50	-	-	2,694,417.50	-	-	-	331,992.00
Retirement and Life Insurance Premiums	50103010 00	168,804,972.77	54,052,611.89	-	364,059,193.89	42,872,013.00	208,504,992.15	82,650,224.84	-	334,027,229.99	-	168,187,620.07	-	30,031,963.90
Pag-ibig- Civilian	50103020 01	51,246,225.01	25,005,643.09	-	98,908,972.22	17,244,245.83	52,376,543.04	23,643,476.79	-	93,264,265.66	-	16,915,695.58	-	5,644,706.56
Philhealth- Civilian	50103030 01	118,412,222.14	105,939,494.59	-	324,803,432.21	77,421,337.46	127,259,436.62	100,857,176.94	-	305,537,951.02	-	21,703,728.57	-	19,265,481.19
ECIP- Civilian	50103040 01	26,669,868.88	24,556,450.55	-	71,928,735.42	15,869,900.42	26,543,954.09	21,581,275.94	-	63,995,130.45	-	20,428,650.02	-	7,933,604.97
Pension Benefits- Civilian	50104010 01	901,600.00	99,800.00	-	1,017,700.00	16,300.00	896,500.00	99,800.00	-	1,012,600.00	-	161,000.00	-	5,100.00
Retirement and Graduity- Civilian	50104020 01	-	-	-	-	-	-	-	-	-	-	-	-	-
Terminal Leave Benefits- Civilian	50104030 01	83,192,673.16	97,723,099.97	-	211,891,357.49	18,870,730.56	86,893,724.24	84,123,564.63	-	189,888,019.43	-	62,865,312.44	-	22,003,338.06
Loyalty Award - Civilian	50104990 15	232,500.00	385,000.00	-	1,220,000.00	602,500.00	147,500.00	380,000.00	-	1,130,000.00	-	-	-	90,000.00
Lump-sum for Creation of New Positions- Civilian	50104990 01	2,583,915.00	-	-	2,583,915.00	-	2,583,915.00	-	-	2,583,915.00	-	114,035,915.00	-	-
Lump-sum for Reclassification of Positions	50104990 03	-	-	-	-	-	-	-	-	-	-	-	-	-
Lump-sum for Equivalent Record Form	50104990 04	-	-	-	-	-	-	-	-	-	-	-	-	-
Lump-sum for Compensation Adjustment	50104990 06	-	-	-	-	-	-	-	-	-	-	-	-	-
Lump-sum for Filling of Positions	50104990 07	32,118,989.94	222,802,071.87	-	289,899,481.59	30,044,650.75	53,431,609.31	199,592,337.81	-	283,068,597.87	-	979,108,787.16	-	6,830,883.72
Lump-sum for NBC No. 308	50104990 08	-	390,158.12	-	390,158.12	-	-	385,962.10	-	385,962.10	-	1,929,000.00	-	4,196.02
Lump-sum for Personnel Services	50104990 09	-	-	-	-	-	-	-	-	-	-	-	-	-
Lump-sum for Step Increments- Length of Service	50104990 10	9,045,198.59	1,738,513.89	-	11,269,565.36	332,626.85	7,515,064.67	1,837,421.35	-	9,685,112.87	-	42,332,666.16	-	1,584,452.49
Lump-sum for Step Increments- Meritous performance	50104990 11	-	-	-	-	-	-	-	-	-	-	-	-	-
Other Lump-sum	50104990 12	20,000.00	1,196,383.87	-	1,216,383.87	-	20,000.00	1,196,383.87	-	1,216,383.87	-	335,616.13	-	-
Other Personnel Benefits	50104990 99	209,441,659.76	125,453,690.99	-	342,746,269.65	16,655,558.96	180,183,969.74	145,906,740.95	-	342,746,269.65	-	-	-	0.00
Maintenance and Other Operating Expenses		9,122,301,760.74	6,792,231,238.21	-	21,442,564,290.16	1,569,338,754.45	3,831,918,577.64	5,144,850,113.94	-	10,546,107,446.03	1,835,302,000.00	18,897,631,709.84	-	10,896,456,844.13
Travel Expenses-Local	5020101000	29,371,127.75	99,929,011.61	-	184,045,676.87	43,252,066.75	33,119,967.92	50,707,049.05	-	127,079,083.72	11,553,000.00	457,327,925.23	-	56,966,593.15
Travel Expenses-Foreign	5020102000	106,942.05	-	-	1,396,232.44	514,749.19	881,483.25	-	-	1,396,232.44	-	19,530,269.35	-	-
Training Expenses	5020201002	24,927,170.33	22,604,768.34	-	223,116,188.65	87,392,450.55	14,984,998.70	42,373,968.08	-	144,751,417.33	18,701,000.00	188,383,487.05	-	78,364,771.32
Scholarship Grants/ Expenses	5020202000	51,282,414.10	30,814,965.32	-	179,420,656.49	79,231,692.85	51,412,256.96	32,889,858.47	-	163,533,808.28	-	500,658,086.68	-	15,886,848.21
Office Supplies Expenses	5020301002	30,477,802.41	36,895,743.09	-	115,582,019.73	24,413,486.69	21,221,371.55	24,215,347.37	-	69,850,205.61	-	115,616,239.06	-	45,731,814.12
Accountable Forms Expenses	5020302000	784,360.25	2,755,181.00	-	6,683,923.75	1,625,918.61	1,725,490.25	1,152,427.00	-	4,503,835.86	-	11,349,089.25	-	2,180,087.89
Non-accountable Forms Expenses	5020303000	479,968.45	41,225.05	-	661,818.50	80,025.00	32,607.45	479,986.05	-	592,618.50	-	2,567,479.75	-	69,200.00
Animal/Zoological Supplies Expenses	5020304000	177,730.20	43,763.15	-	221,493.35	90,824.05	94,747.45	35,921.85	-	221,493.35	-	2,912,906.65	-	-

PARTICULARS	UACS CODE	TOTAL OBLIGATION				CURRENT YEAR DISBURSEMENTS					BALANCES			
		2nd Qtr ending June 30	3rd Qtr ending September 30	4th Qtr ending December 31	TOTAL	1st Qtr ending March 31	2nd Qtr ending June 30	3rd Qtr ending Sept. 30	4th Qtr ending Dec. 31	TOTAL	Unreleased Appropriation	Unobligated Allotment	UNPAID OBLIGATION	
													Due and Demandable	Not Yet Due and Demandable
1	2	13	14	15	16=(12+13+14+15)	17	18	19	20	21=(17+18+19+20)	22=(6-11)	23=(11-16)	24	25
Food Supplies Expenses	5020305000	136,206,317.35	198,443,168.22	-	484,972,489.25	87,154,647.86	121,903,938.60	100,325,100.57	-	309,383,687.03	-	286,458,335.60	-	175,588,802.22
Welfare Goods Expenses	5020306000	32,580,000.00	-	-	32,580,000.00	-	32,580,000.00	-	-	32,580,000.00	-	-	-	-
Drugs and Medicines Expenses	5020307000	4,805,782,266.92	607,787,750.08	-	6,196,623,249.24	144,214,564.45	490,459,428.36	1,212,210,872.72	-	1,846,884,865.53	133,878,000.00	6,616,391,406.28	-	4,349,738,383.71
Medical, Dental and Laboratory Supplies Expenses	5020308000	1,021,867,048.82	1,599,115,504.68	-	4,439,857,543.60	212,826,861.38	838,270,052.44	1,074,312,526.60	-	2,125,409,440.42	132,784,000.00	580,010,251.47	-	2,314,448,103.18
Fuel, Oil and Lubricants Expenses	5020309000	14,535,047.17	15,494,173.75	-	43,647,068.24	8,940,345.55	12,957,978.02	15,068,862.61	-	36,967,186.18	-	33,907,669.86	-	6,679,882.06
Agricultural Supplies Expenses	5020310000	123,942.50	105,115.50	-	229,058.00	-	123,942.50	68,675.50	-	192,618.00	-	-	-	36,440.00
Textbooks and Instructional Materials Expenses	5020311001	-	558.15	-	24,558.15	-	24,000.00	558.15	-	24,558.15	-	4,498,313.61	-	-
Semi-Expendable - Machinery	5020321001	2,177.00	7,623.00	-	9,800.00	-	2,177.00	7,623.00	-	9,800.00	-	252,177.00	-	-
Semi-Expendable - Office Equipment	5020321002	758,220.76	2,600,780.27	-	3,655,508.71	71,049.04	431,185.72	1,847,762.22	-	2,349,996.98	-	4,940,662.74	-	1,305,511.73
Semi-Expendable - Information and Communication	5020321003	5,435,452.80	5,459,625.40	-	11,390,937.14	221,548.94	424,056.00	3,206,857.37	-	3,852,462.31	-	5,742,027.52	-	7,538,474.83
Semi-Expendable - Agricultural and Forestry Equipm	5020321004	-	-	-	-	8,425.50	8,425.50	-	-	-	-	1,153,000.00	-	-
Semi-Expendable - Marine and Fishery Equipment	5020321005	-	-	-	-	-	-	-	-	-	-	-	-	-
Semi-Expendable - Airport Equipment	5020321006	-	-	-	-	-	-	-	-	-	-	-	-	-
Semi-Expendable - Communication Equipment	5020321007	78,295.80	362,979.00	-	448,285.80	-	46,167.37	275,218.43	-	321,385.80	-	1,268,413.00	-	126,900.00
Semi-Expendable - Disaster Response and Rescue Eq	5020321008	122,230.00	171,650.00	-	355,818.89	61,938.89	14,630.00	144,550.00	-	221,118.89	-	-	-	134,700.00
Semi-Expendable - Military, Police and Security Equip	5020321009	-	-	-	-	-	-	-	-	-	-	-	-	-
Semi-Expendable - Medical Equipment	5020321010	3,056,385.62	4,544,910.25	-	8,814,835.87	292,992.60	1,333,379.36	1,996,653.98	-	3,623,025.94	-	4,678,307.63	-	5,191,809.93
Semi-Expendable - Printing Equipment	5020321011	10,135.00	-	-	10,135.00	-	-	5,145.00	-	5,145.00	-	30,000.00	-	4,990.00
Semi-Expendable Machinery and Equipment Expense	5020321000	11,300.00	11,300.00	-	12,194.00	-	-	894.00	-	894.00	-	23,300.00	-	11,300.00
Semi-Expendable - Sports Equipment	5020321012	-	-	-	20,300.00	-	20,300.00	-	-	20,300.00	-	607,000.00	-	-
Semi-Expendable - Technical and Scientific Equipmen	5020321013	92,040.00	-	-	92,040.00	-	92,040.00	-	-	92,040.00	-	600,000.00	-	-
Semi-Expendable - Other Machinery and Equipment	5020321099	1,219,837.32	2,515,153.80	-	4,740,558.67	150,954.45	439,495.11	2,660,503.68	-	3,250,953.24	-	8,198,695.64	-	1,489,605.43
Semi-Expendable - Furniture and Fixtures	5020322001	555,159.00	5,209,424.38	-	6,579,467.36	147,288.98	150,390.57	2,547,693.84	-	2,845,373.39	-	2,424,617.02	-	3,734,093.97
Semi-Expendable - Books	5020322002	-	1,226,909.50	-	1,226,909.50	-	-	850,042.00	-	850,042.00	-	19,138.84	-	376,867.50
Semi-Expendable Furniture, Fixtures and Books Expe	5020322000	83,479.00	804,490.43	-	887,969.43	-	1,459.00	695,612.43	-	697,071.43	-	175,000.00	-	190,898.00
Other Supplies and Materials Expenses	5020399000	233,813,537.70	225,798,657.60	-	587,312,237.56	48,684,919.59	79,967,122.29	218,218,471.37	-	346,870,513.25	125,174,000.00	664,239,564.39	-	240,441,724.31
Water Expenses	5020401000	36,469,752.90	116,414,388.33	-	185,913,384.94	28,966,084.20	30,673,645.46	36,206,917.39	-	95,846,647.05	-	24,750,728.36	-	90,066,737.89
Electricity Expenses	5020402000	125,164,457.89	147,624,264.29	-	415,064,614.39	125,175,175.99	115,838,282.97	96,730,503.11	-	337,743,962.07	6,481,000.00	172,965,766.51	-	77,320,652.32
Gas/Heating Expenses	5020403000	221,899.00	284,855.15	-	584,466.15	68,049.00	74,632.00	183,985.16	-	326,666.16	-	9,477,905.01	-	257,799.99
Postage and Courier Services	5020501000	1,878,572.59	1,929,992.97	-	7,220,006.59	2,275,209.03	1,572,785.75	2,177,453.88	-	6,025,448.66	-	49,047,878.01	-	1,194,557.93
Telephone- Mobile	5020502001	12,140,543.64	12,049,051.40	-	35,853,341.73	10,511,098.83	12,362,147.65	11,396,943.78	-	34,270,190.26	3,481,000.00	14,403,317.99	-	1,583,151.47
Telephone- Landline	5020502002	5,521,420.93	21,211,918.69	-	31,638,216.95	4,498,605.24	4,027,605.82	8,680,038.89	-	17,206,249.95	-	17,607,048.67	-	14,431,967.00
Internet Subscription Expenses	5020503000	12,330,335.94	12,625,681.98	-	32,390,927.05	7,101,120.86	5,366,491.45	9,327,185.19	-	21,794,797.50	-	206,762,785.10	-	10,596,129.55
Cable, Satellite, Telegraph and Radio Expenses	5020504000	2,146,528.84	4,123,398.59	-	6,836,968.56	509,203.21	778,235.84	89,824.19	-	1,377,263.24	-	740,992.10	-	5,459,705.32
Awards/ Rewards Expenses	5020601001	90,000.00	-	-	237,700.00	17,000.00	90,000.00	-	-	107,000.00	-	3,943,300.00	-	130,700.00
Rewards and Incentives	5020601002	949,535.84	29,170.86	-	1,102,271.34	110,906.36	865,535.84	229,170.86	-	747,271.34	1,739,000.00	3,078,985.72	-	355,000.00
Prizes	5020602000	21,000.00	3,000.00	-	193,385.60	160,506.60	6,400.00	5,479.00	-	172,385.60	-	-	-	21,000.00
Survey Expenses	5020701000	-	-	-	-	-	-	-	-	-	-	-	-	-
ICT Research, Exploration and Development Expense	5020702001	-	-	-	-	-	-	-	-	-	-	-	-	-
Research, Exploration and Development Expenses	5020702002	-	2,909,165.00	-	2,922,606.96	32,340.17	500.00	32,900.00	-	65,740.17	15,571,000.00	34,996,914.44	-	2,856,866.79
Confidential Expenses	5021001000	-	-	-	-	-	-	-	-	-	-	-	-	-
Intelligence Expenses	5021002000	-	29,952.15	-	29,952.15	-	-	29,952.15	-	29,952.15	-	60,047.85	-	-
Extraordinary and Miscellaneous Expenses	5021003000	1,989,720.86	2,254,944.33	-	6,519,755.94	2,132,907.21	1,969,257.15	2,025,249.61	-	6,127,413.97	-	4,240,958.30	-	392,341.97
Legal Services	5021101000	445,180.00	356,920.00	-	1,146,570.00	248,880.00	298,790.00	157,370.00	-	705,040.00	-	1,828,915.00	-	441,530.00
Auditing Services	5021102000	612,994.83	445,183.22	-	1,770,445.06	416,934.96	572,690.78	434,804.27	-	1,424,430.01	-	893,517.86	-	346,015.05
Consultancy Services	5021103002	6,115,396.07	24,335,996.35	-	32,349,125.74	1,685,521.32	4,914,920.35	1,636,141.35	-	8,236,583.02	-	195,318,056.09	-	24,112,542.72
Other Professional Services	5021199000	683,077,036.73	1,395,309,315.73	-	2,876,462,558.45	380,691,130.05	843,299,598.80	813,491,300.79	-	2,037,482,029.64	2,436,000.00	214,671,900.61	-	838,980,528.81
Environment/Sanitary Services	5021201000	7,985,468.51	4,637,092.68	-	14,373,065.42	80,273.78	6,951,625.88	4,671,192.51	-	11,703,092.17	-	8,167,733.09	-	2,669,973.25
Janitorial Services	5021202000	118,681,388.31	57,145,479.84	-	243,520,408.96	16,168,854.68	61,116,523.00	55,644,533.08	-	132,929,910.76	-	17,702,636.45	-	110,590,498.20
Security Services	5021203000	122,686,408.49	67,925,869.20	-	258,716,838.21	26,596,006.01	66,340,743.49	61,605,418.20	-	154,542,167.70	-	37,965,750.70	-	104,174,670.51
Other General Services	5021299099	45,379,028.61	36,834,936.96	-	131,358,994.75	24,296,596.65	46,237,249.12	43,280,966.58	-	113,814,812.35	25,917,000.00	54,877,496.53	-	17,544,182.40
RM - Investment Property	5021301000	-	-	-	-	-	-	-	-	-	-	-	-	-
RM - Other Land Improvements	5021302099	-	-	-	-	-	-	-	-	-	-	71,000.00	-	-
RM - Road Networks	5021303001	-	-	-	-	-	-	-	-	-	-	-	-	-
RM - Flood Control Systems	5021303002	-	-	-	-	-	-	-	-	-	-	-	-	-
RM - Sewer Systems	5021303003	22,294.00	35,156.00	-	82,435.00	24,985.00	14,994.00	42,456.00	-	82,435.00	-	-	-	-
RM - Water Supply System	5021303004	351,178.25	37,208.00	-	528,883.40	127,017.15	249,391.00	132,835.25	-	509,243.40	-	321,899.00	-	19,640.00
RM - Power Supply Systems	5021303005	94,839.00	185,784.35	-	298,405.35	17,782.00	94,839.00	119,850.35	-	232,471.35	-	669,600.00	-	65,934.00
RM - Communication Networks	5021303006	-	10,870.00	-	10,870.00	-	-	10,870.00	-	10,870.00	-	-	-	-
RM - Airport Systems	5021303008	-	-	-	-	-	-	-	-	-	-	-	-	-
RM - Other Infrastructure Assets	5021303099	-	-	-	-	-	-	-	-	-	-	-	-	-
RM - Buildings	5021304001	3,937,022.37	6,249,162.02	-	11,852,712.07	665,974.06	1,718,900.88	3,192,555.44	-	5,577,430.38	24,359,000.00	64,790,959.16	-	6,275,281.69
RM - Hospitals and Health Centers	5021304003	6,416,134.06	7,456,722.49	-	21,116,489.96	4,298,669.19	5,773,347.60	3,507,186.12	-	13,579,202.91	-	25,457,887.43	-	7,537,28

PARTICULARS	UACS CODE	TOTAL OBLIGATION				CURRENT YEAR DISBURSEMENTS					BALANCES			
		2nd Qtr ending June 30	3rd Qtr ending September 30	4th Qtr ending December 31	TOTAL	1st Qtr ending March 31	2nd Qtr ending June 30	3rd Qtr ending Sept. 30	4th Qtr ending Dec. 31	TOTAL	Unreleased Appropriation	Unobligated Allotment	UNPAID OBLIGATION	
													Due and Demandable	Not Yet Due and Demandable
1	2	13	14	15	16=(12+13+14+15)	17	18	19	20	21=(17+18+19+20)	22=(6-11)	23=(11-16)	24	25
RM - Machinery	5021305001	123,418.50	711,052.50	-	902,871.00	76,053.70	92,415.00	250,244.28	-	418,712.98	-	783,011.50	-	484,158.02
RM - Office Equipment	5021305002	1,398,972.26	1,586,930.80	-	3,524,090.80	227,380.18	555,164.49	1,321,893.60	-	2,104,438.27	-	5,635,554.55	-	1,419,652.53
RM - ICT Equipment	5021305003	9,557,119.50	1,877,338.16	-	23,484,391.92	27,933.00	66,368.46	221,793.64	-	316,095.10	-	4,739,668.18	-	23,168,296.82
RM -Agricultural and Forestry Equipment	5021305004	-	-	-	-	-	-	-	-	-	-	-	-	-
RM -Marine and Fishery Equipment	5021305005	-	-	-	-	-	-	-	-	-	-	-	-	-
RM - Airport Equipment	5021305006	-	-	-	-	-	-	-	-	-	-	-	-	-
RM - Communication Equipment	5021305007	-	20,820.50	-	20,820.50	-	-	20,820.50	-	20,820.50	-	1,610,400.00	-	-
RM - Disaster Response and Rescue Equipment	5021305009	-	-	-	-	-	-	-	-	-	-	99,000.00	-	-
RM - Military, Police and Security Equipment	5021305010	-	-	-	-	-	-	-	-	-	-	-	-	-
RM - Medical Equipment	5021305011	9,329,392.35	8,626,682.52	-	20,945,840.32	884,617.75	1,498,328.67	3,879,265.20	-	6,262,211.62	-	13,456,706.17	-	14,683,628.70
RM - Printing Equipment	5021305012	-	-	-	-	-	-	-	-	-	-	87,000.00	-	-
RM - Sports Equipment	5021305013	-	-	-	-	-	-	-	-	-	-	-	-	-
RM - Technical and Scientific Equipment	5021305014	69,999.00	-	-	67,760.00	67,760.00	-	-	-	67,760.00	-	304,999.00	-	-
RM - Other Machinery and Equipment	5021305099	1,760,474.10	537,033.15	-	3,195,704.07	633,742.32	1,093,548.78	351,169.87	-	2,078,460.97	-	3,465,214.72	-	1,117,243.10
RM - Motor Vehicles	5021306001	9,478,553.86	6,648,624.64	-	21,896,151.47	2,840,848.41	4,823,945.37	5,792,618.40	-	13,457,412.18	-	21,447,037.16	-	8,438,739.29
RM - Trains	5021306002	7,025.00	7,025.00	-	15,918.00	1,868.00	7,025.00	7,025.00	-	15,918.00	-	-	-	-
RM - Watercrafts	5021306004	-	-	-	-	-	-	-	-	-	-	10,000.00	-	-
RM - Other Transportation Equipment	5021306099	47,938.27	6,720.27	-	56,778.00	15,560.00	42,238.27	6,720.27	-	51,078.00	-	51,210.00	-	5,700.00
RM - Furniture and Fixtures	5021307000	27,026.00	529,250.00	-	657,459.10	101,183.10	26,151.45	68,779.55	-	196,114.10	-	1,022,404.00	-	461,345.00
RM - Leased Assets, Buildings and other structures	5021308001	-	-	-	-	-	-	-	-	-	-	-	-	-
RM - Leased Assets, Machinery and Equipment	5021308002	-	-	-	-	-	-	-	-	-	-	-	-	-
RM - Leased Assets, ICT Machinery and Equipment	5021308004	-	-	-	-	-	-	-	-	-	-	-	-	-
RM - Leased Assets, Transportation Equipment	5021308003	-	-	-	-	-	-	-	-	-	-	-	-	-
RM - Leased Assets, Other Leased Assets	5021308099	-	-	-	-	-	-	-	-	-	-	-	-	-
RM - Leased Assets Improvements, Land	5021309001	-	-	-	-	-	-	-	-	-	-	-	-	-
RM - Leased Assets Improvements , Buildings	5021309002	-	-	-	-	-	-	-	-	-	-	-	-	-
RM - Other Leased Assets Improvements	5021309099	-	-	-	-	-	-	-	-	-	-	-	-	-
RM - Historical Buildings	5021310001	-	-	-	-	-	-	-	-	-	-	-	-	-
RM - Work of Arts and Archeological Specimens	5021310002	-	-	-	-	-	-	-	-	-	-	-	-	-
RM - Other Heritage Assets	5021310099	-	-	-	-	-	-	-	-	-	-	-	-	-
RM - Semi-Expendable - Machinery	5021321001	1,200.00	-	-	1,200.00	-	1,200.00	-	-	1,200.00	-	-	-	-
RM - Semi-Expendable - Office Equipment	5021321002	235,132.00	9,810.40	-	284,327.40	-	12,332.00	209,380.58	-	221,712.58	-	806,589.60	-	62,614.82
RM - Semi-Expendable - Information and Communica	5021321003	48,270.00	107,430.00	-	157,200.00	300.00	2,520.00	15,000.00	-	17,820.00	-	2,346,000.00	-	139,380.00
RM - Semi-Expendable - Agricultural and Forestry Equ	5021321004	-	-	-	-	-	-	-	-	-	-	-	-	-
RM - Semi-Expendable - Marine and Fishery Equipme	5021321005	-	-	-	-	-	-	-	-	-	-	-	-	-
RM - Semi-Expendable - Communication Equipment	5021321007	-	21,055.00	-	21,055.00	-	-	21,055.00	-	21,055.00	-	-	-	-
RM - Semi-Expendable - Disaster Response and Rescu	5021321008	-	-	-	-	-	-	-	-	-	-	57,000.00	-	-
RM - Semi-Expendable - Military Police and Security E	5021321009	-	-	-	-	-	-	-	-	-	-	-	-	-
RM - Semi-Expendable - Medical Equipment	5021321010	5,739.50	53,000.00	-	58,739.50	-	4,864.50	-	-	4,864.50	-	2,000.00	-	53,875.00
RM - Semi-Expendable - Printing Equipment	5021321011	-	-	-	-	-	-	-	-	-	-	-	-	-
RM - Semi-Expendable - Sports Equipment	5021321012	-	-	-	-	-	-	-	-	-	-	-	-	-
RM - Semi-Expendable - Technical and Scientific Equi	5021321013	-	-	-	-	-	-	-	-	-	-	-	-	-
RM - Semi-Expendable - Other Machinery and Equipm	5021321099	1,078.00	344,100.00	-	349,178.00	22,355.00	24,685.45	177,206.25	-	224,246.70	-	-	-	124,931.30
RM - Semi-Expendable - Furniture and Fixtures	5021322001	7,500.00	36,550.00	-	72,905.00	-	-	-	-	-	-	881,452.80	-	72,905.00
RM - Semi-Expendable - Books	5021322002	-	-	-	-	-	-	-	-	-	-	-	-	-
RM - Other Property, Plant and Equipment	5021399099	248,880.00	14,200.00	-	291,840.00	4,400.00	1,500.00	277,140.00	-	283,040.00	-	1,880,800.00	-	8,800.00
Subsidy to National Government Agencies	5021401000	30,000,000.00	1,200,000.00	-	31,200,000.00	-	30,000,000.00	1,000,000.00	-	31,000,000.00	-	-	-	200,000.00
Financial Assistance to NGAs	5021402000	549,955,112.24	579,284,931.17	-	1,239,338,266.39	55,469,583.84	422,868,357.37	331,073,935.52	-	809,411,876.73	1,045,500,000.00	7,580,801,243.66	-	429,926,389.66
Financial Assistance to LGU	5021403000	193,707,085.25	671,805,538.72	-	1,016,302,468.97	34,223,184.49	31,309,007.85	269,902,270.44	-	335,434,462.78	-	-	-	680,868,006.19
Subsidy Support to Operations of GOCCs	5021404001	99,520,000.00	53,563,900.00	-	156,583,900.00	-	3,500,000.00	139,075,023.32	-	142,575,023.32	-	-	-	14,008,876.68
Financial Assistance to NGOs/POs	5021405000	-	500,000.00	-	500,000.00	-	-	500,000.00	-	500,000.00	-	30,297,528.64	-	-
Internal Revenue Allotment	5021406000	-	-	-	-	-	-	-	-	-	-	-	-	-
Subsidy to Regional Offices/Staff Bureaus	5021407000	1,000,000.00	-	-	1,000,000.00	-	-	-	-	-	-	30,700,000.00	-	1,000,000.00
Subsidy to Operating Units	5021408000	78,560,701.45	112,807,127.79	-	239,344,142.71	2,676,698.26	59,826,663.88	59,716,397.39	-	122,219,759.53	-	-	-	117,124,383.18
Subsidy to Other Funds	5021409000	-	-	-	8,485.71	8,485.71	-	-	-	8,485.71	-	-	-	-
Subsidy- Others	5021499000	105,325,217.47	64,488,404.77	-	216,570,351.59	9,769,889.02	104,070,955.75	60,025,430.73	-	173,866,275.50	215,000,000.00	43,819,226.84	-	42,704,076.09
Taxes, Duties and Licenses	5021501001	1,159,530.28	536,833.82	-	2,862,652.09	1,023,364.03	898,563.84	529,535.82	-	2,451,463.69	-	83,261,611.51	-	411,188.40
Tax Refund	5021501002	2,329.06	2,329.06	-	6,887.18	2,229.06	2,329.06	2,329.06	-	6,887.18	-	5,000.00	-	-
Fidelity Bond Premiums	5021502000	2,118,619.77	3,316,896.00	-	9,693,973.15	4,107,990.88	2,428,632.02	2,888,080.00	-	9,424,702.90	-	3,097,201.43	-	269,270.25
Insurance Expenses	5021503000	10,391,401.10	18,212,549.63	-	88,939,882.06	29,307,244.77	40,463,324.56	17,151,890.64	-	86,922,459.97	-	22,084,665.86	-	2,017,422.09
Labor and Wages	5021601000	2,414,226.45	2,146,060.27	-	5,599,903.99	970,906.41	2,482,937.31	660,474.39	-	4,114,318.11	-	4,578,610.76	-	1,485,585.88
Advertising Expenses	5029901000	160,135,835.42	78,583,731.53	-	244,345,765.11	1,798,453.28	4,393,761.05	11,048,166.73	-	17,240,381.06	-	35,379,642.55	-	227,105,384.05
Printing and Publication Expenses	5029902000	8,913,363.43	12,356,746.39	-	29,998,798.42	916,659.20	1,307,813.35	8,177,213.63	-	10,401,686.18	-	49,045,733.31	-	19,597,112.24
Representation Expenses	5029903000	10,634,441.13	16,401,487.77	-	44,055,447.66	6,676,790.51	10,281,297.74	14,217,624.54	-	31,175,712.79	-	53,874,735.26	-	12,879,734.87
Transportation and Delivery Expenses	5029904000	11,259,685.59	74,159,116.04	-	409,740,983.02	2,537,629.99	6,898,486.61	22,608,503.07	-	32,044,619.67	11,831,000.00	53,693,634.32	-	377,696,363.35

PARTICULARS	UACS CODE	TOTAL OBLIGATION				CURRENT YEAR DISBURSEMENTS					BALANCES			
		2nd Qtr ending June 30	3rd Qtr ending September 30	4th Qtr ending December 31	TOTAL	1st Qtr ending March 31	2nd Qtr ending June 30	3rd Qtr ending Sept. 30	4th Qtr ending Dec. 31	TOTAL	Unreleased Appropriation	Unobligated Allotment	UNPAID OBLIGATION	
													Due and Demandable	Not Yet Due and Demandable
1	2	13	14	15	16=(12+13+14+15)	17	18	19	20	21=(17+18+19+20)	22=(6-11)	23=(11-16)	24	25
Rent- Building and Structures	5029905001	8,517,610.65	43,829,160.59	-	227,414,546.78	4,472,576.72	8,973,019.20	31,229,712.80	-	44,675,308.72	-	18,929,496.44	-	182,739,238.06
Rent- Lands	5029905002	-	-	-	-	-	-	-	-	-	-	-	-	-
Rent- Motor Vehicles	5029905003	4,591,355.70	12,309,062.44	-	24,039,566.17	765,977.75	3,753,131.05	4,970,940.53	-	9,490,049.33	-	17,779,432.68	-	14,549,516.84
Rent- Equipment	5029905004	14,165,813.26	16,245,495.08	-	37,404,520.30	2,661,720.60	13,824,480.23	3,217,423.56	-	19,703,624.39	-	40,883,090.93	-	17,700,895.91
Rent- Living Quarters	5029905005	3,798,000.00	1,587,700.00	-	5,385,700.00	-	5,385,700.00	-	-	5,385,700.00	-	-	-	-
Operating Lease	5029905006	-	-	-	-	-	-	-	-	-	-	-	-	-
Financial Lease	5029905007	-	-	-	-	-	-	-	-	-	-	-	-	-
Rents - ICT Machinery and Equipment	5029905008	-	335,831.67	-	335,831.67	-	-	93,000.00	-	93,000.00	-	15,068,128.33	-	242,831.67
Membership Dues and Contributions to Organization	5029906000	89,000.00	62,400.00	-	313,034.12	160,634.12	90,000.00	61,400.00	-	312,034.12	-	415,965.88	-	1,000.00
SE- Cloud Computing Service	5029907003	-	2,070,000.00	-	2,070,000.00	-	-	-	-	-	-	-	-	2,070,000.00
SE- Data Center Service	5029907002	-	-	-	-	-	-	-	-	-	-	-	-	-
SE- ICT Software Subscription	5029907001	7,122.05	19,657.32	-	1,968,837.37	3,258.00	6,350.60	16,698.21	-	26,306.81	-	17,342.68	-	1,942,530.56
SE-Library and Other Reading Materials Subscription	5029907004	4,223.25	2,668.25	-	10,461.50	1,230.00	5,551.50	2,668.25	-	9,449.75	-	6,361.75	-	1,011.75
SE- Other Subscription Expenses	5029907099	116,555.72	919,126.02	-	1,292,701.72	173,191.58	57,569.94	157,407.16	-	388,168.68	-	72,672,707.48	-	904,533.04
Donations	5029908000	-	-	-	66,364.00	-	32,786.00	31,528.00	-	64,314.00	-	800,000.00	-	2,050.00
Litigation/Acquired Assets Expenses	5029909000	-	-	-	-	-	-	-	-	-	-	-	-	-
Website Maintenance	5029999001	1,700.00	174,000.00	-	187,100.00	34,200.00	1,700.00	-	-	35,900.00	-	-	-	151,200.00
Other Maintenance and Operating Expenses	5029999099	205,075,421.92	217,019,291.45	-	472,736,607.14	30,286,688.10	156,702,587.54	212,024,934.08	-	399,014,209.72	60,897,000.00	-	-	73,722,397.42
Capital Outlay		1,937,696,128.11	1,423,289,123.05	-	3,506,925,817.41	9,600,000.00	531,874,511.54	437,022,499.10	-	978,497,010.64	3,165,900,000.00	5,519,501,182.59	-	2,528,428,806.77
Investment Property - Buildings	5060301002	-	-	-	811,800.00	-	-	-	-	-	-	438,200.00	-	811,800.00
Investment Property - Land	5060301001	-	-	-	-	-	-	-	-	-	-	-	-	-
Land	5060401001	-	-	-	-	-	-	-	-	-	61,000,000.00	8,429,310.00	-	-
Aquaculture Structures	5060402001	-	-	-	-	-	-	-	-	-	-	-	-	-
Other Land Improvements	5060402099	-	-	-	-	-	-	-	-	-	-	10,000,000.00	-	-
Reforestation Projects	5060402002	-	-	-	-	-	-	-	-	-	-	-	-	-
Airport Systems	5060403008	-	-	-	-	-	-	-	-	-	-	-	-	-
Communication Networks	5060403006	-	-	-	-	-	-	-	-	-	-	-	-	-
Flood Control Systems	5060403002	-	-	-	-	-	-	-	-	-	-	-	-	-
Other Infrastructure Assets	5060403099	-	-	-	-	-	-	-	-	-	357,500,000.00	140,480,000.00	-	-
Parks, Plazas and Monuments	5060403009	-	-	-	-	-	-	-	-	-	-	-	-	-
Power Supply Systems	5060403005	-	14,809,104.60	-	14,809,104.60	-	-	2,200,679.60	-	2,200,679.60	-	192,895.40	-	12,608,425.00
Road Networks	5060403001	-	-	-	-	-	-	-	-	-	-	-	-	-
Seaport Systems	5060403007	-	-	-	-	-	-	-	-	-	-	-	-	-
Sewer Systems	5060403003	-	-	-	-	-	-	-	-	-	-	-	-	-
Water Supply Systems	5060403004	-	-	-	-	-	-	-	-	-	-	-	-	-
Buildings	5060404001	-	-	-	-	-	-	-	-	-	-	-	-	-
Ground Water Monitoring Stations	5060404007	-	-	-	-	-	-	-	-	-	-	-	-	-
Hospitals and Health Centers	5060404003	105,496,251.00	194,587,815.03	-	300,084,066.03	-	63,047,904.69	33,174,327.79	-	96,222,232.48	200,000,000.00	1,573,611,809.75	-	203,861,833.55
Hostels and Dormitories	5060404006	-	-	-	-	-	-	-	-	-	-	-	-	-
Other Structures	5060404099	-	486,438.94	-	486,438.94	-	-	217,244.44	-	217,244.44	-	-	-	269,194.50
School Buildings	5060404002	-	-	-	-	-	-	-	-	-	-	-	-	-
Agricultural and Forestry Equipment	5060405004	-	-	-	-	-	-	-	-	-	-	-	-	-
Airport Equipment	5060405006	-	-	-	-	-	-	-	-	-	-	-	-	-
Communication Equipment	5060405007	-	-	-	-	-	-	-	-	-	-	-	-	-
Disaster Response and Rescue Equipment	5060405009	-	-	-	-	-	-	-	-	-	-	-	-	-
ICT Software	5060405015	-	-	-	-	-	-	-	-	-	-	16,000,000.00	-	-
Information and Communication Technology Equipm	5060405003	29,351,560.24	25,284,621.00	-	54,636,181.24	-	7,400,000.00	-	-	7,400,000.00	-	595,583,554.04	-	47,236,181.24
Machinery	5060405001	-	115,690.00	-	115,690.00	-	-	-	-	-	-	-	-	115,690.00
Marine and Fishery Equipment	5060405005	-	-	-	-	-	-	-	-	-	-	-	-	-
Medical Equipment	5060405011	1,761,932,702.53	1,187,580,453.48	-	3,085,041,922.26	-	461,426,606.85	401,193,640.12	-	862,620,246.97	2,547,400,000.00	3,024,567,947.94	-	2,222,421,675.29
Office Equipment	5060405002	395,500.00	-	-	395,500.00	-	-	236,607.15	-	236,607.15	-	-	-	158,892.85
Other Machinery and Equipment	5060405099	1,960,579.80	425,000.00	-	2,385,579.80	-	-	-	-	-	-	-	-	2,385,579.80
Printing Equipment	5060405012	-	-	-	-	-	-	-	-	-	-	-	-	-
Sports Equipment	5060405013	-	-	-	-	-	-	-	-	-	-	-	-	-
Technical and Scientific Equipment	5060405014	-	-	-	-	-	-	-	-	-	-	-	-	-
Aircrafts and Aircrafts Ground Equipment	5060406003	-	-	-	-	-	-	-	-	-	-	-	-	-
Motor Vehicles	5060406001	-	-	-	-	-	-	-	-	-	-	63,000,000.00	-	-
Other Transportation Equipment	5060406099	-	-	-	-	-	-	-	-	-	-	-	-	-
Trains	5060406002	-	-	-	-	-	-	-	-	-	-	-	-	-
Watercrafts	5060406004	-	-	-	-	-	-	-	-	-	-	-	-	-
Books	5060407002	-	-	-	-	-	-	-	-	-	-	-	-	-
Furniture and Fixtures	5060407001	-	-	-	-	-	-	-	-	-	-	38,784,000.00	-	-
Historical Buildings	5060408001	-	-	-	-	-	-	-	-	-	-	-	-	-
Other Heritage Assets	5060408099	-	-	-	-	-	-	-	-	-	-	-	-	-

PARTICULARS	UACS CODE	TOTAL OBLIGATION				CURRENT YEAR DISBURSEMENTS					BALANCES			
		2nd Qtr ending June 30	3rd Qtr ending September 30	4th Qtr ending December 31	TOTAL	1st Qtr ending March 31	2nd Qtr ending June 30	3rd Qtr ending Sept. 30	4th Qtr ending Dec. 31	TOTAL	Unreleased Appropriation	Unobligated Allotment	UNPAID OBLIGATION	
													Due and Demandable	Not Yet Due and Demandable
1	2	13	14	15	16=(12+13+14+15)	17	18	19	20	21=(17+18+19+20)	22=(6-11)	23=(11-16)	24	25
Works of Arts and Archeological Specimens	5060408002	-	-	-	-	-	-	-	-	-	-	-	-	-
Other Property, Plant and Equipment	5060409099	-	-	-	-	-	-	-	-	-	-	-	-	-
Work/Zoo Animals	5060409001	-	-	-	-	-	-	-	-	-	-	-	-	-
Patents/Copyrights	5060601000	-	-	-	-	-	-	-	-	-	-	-	-	-
Computer Software	5060602000	38,559,534.54	-	-	48,159,534.54	9,600,000.00	-	-	-	9,600,000.00	-	48,413,465.46	-	38,559,534.54
Other Intangible Assets	5060699000	-	-	-	-	-	-	-	-	-	-	-	-	-
B. Automatic Appropriation		261,370,918.80	87,121,469.19	-	1,093,609,080.11	588,201,965.29	290,047,157.21	55,851,792.90	-	934,100,915.40	79,420,000.00	685,951,783.39	-	159,508,164.71
Retirement and Life Insurance Premium		126,812,433.53	16,402,085.18	-	774,464,452.64	547,165,402.67	188,475,809.97	15,623,765.68	-	751,264,978.32	-	214,125,605.86	-	23,199,474.32
Personnel Services		126,812,433.53	16,402,085.18	-	774,464,452.64	547,165,402.67	188,475,809.97	15,623,765.68	-	751,264,978.32	-	214,125,605.86	-	23,199,474.32
Retirement and Life Insurance Premiums	50103010 00	126,812,433.53	16,402,085.18	-	774,464,452.64	547,165,402.67	188,475,809.97	15,623,765.68	-	751,264,978.32	-	214,125,605.86	-	23,199,474.32
Custom Duties and Taxes		70,727,505.00	-	-	70,727,505.00	-	-	-	-	-	-	-	-	70,727,505.00
Maintenance and Other Operating Expenses		70,727,505.00	-	-	70,727,505.00	-	-	-	-	-	-	-	-	70,727,505.00
Taxes, Duties and Licenses	5021501001	70,727,505.00	-	-	70,727,505.00	-	-	-	-	-	-	-	-	70,727,505.00
Quarantine Services and International Health Surveillance (SAGF)		7,259,575.40	12,536,943.95	-	59,451,136.74	2,448,339.16	43,541,263.58	12,500,482.09	-	58,490,084.83	-	32,291,863.26	-	961,051.91
Maintenance and Other Operating Expenses		7,259,575.40	12,536,943.95	-	59,451,136.74	2,448,339.16	43,541,263.58	12,500,482.09	-	58,490,084.83	-	32,291,863.26	-	961,051.91
Travel Expenses-Local	5020101000	152,709.82	202,938.75	-	1,040,741.60	685,093.03	-	362,581.03	-	1,047,674.06	-	-	-	6,932.46
Travel Expenses-Foreign	5020102000	-	217,656.62	-	468,560.90	250,904.28	217,656.62	-	-	468,560.90	-	-	-	-
Training Expenses	5020201002	418,000.00	13,200.00	-	471,200.00	40,000.00	431,200.00	-	-	471,200.00	-	1,562,513.32	-	-
Scholarship Grants/ Expenses	5020202000	-	-	-	-	-	-	-	-	-	-	-	-	-
Office Supplies Expenses	5020301002	419,634.65	376,072.00	-	1,687,854.90	-	470,706.38	1,000,000.00	-	1,470,706.38	-	2,096,145.10	-	217,148.52
Accountable Forms Expenses	5020302000	-	800.00	-	800.00	-	800.00	-	-	800.00	-	499,200.00	-	-
Non-accountable Forms Expenses	5020303000	-	-	-	-	-	-	-	-	-	-	-	-	-
Animal/Zoological Supplies Expenses	5020304000	-	-	-	-	-	-	-	-	-	-	-	-	-
Food Supplies Expenses	5020305000	-	-	-	-	-	-	-	-	-	-	-	-	-
Welfare Goods Expenses	5020306000	-	-	-	-	-	-	-	-	-	-	-	-	-
Drugs and Medicines Expenses	5020307000	-	-	-	10,037,784.13	-	5,037,784.13	5,000,000.00	-	10,037,784.13	-	7,215.87	-	-
Medical, Dental and Laboratory Supplies Expenses	5020308000	95,005.15	59,801.25	-	1,787,904.02	-	632,265.27	1,000,000.00	-	1,632,265.27	-	-	-	155,638.75
Fuel, Oil and Lubricants Expenses	5020309000	155,319.28	229,636.71	-	946,521.59	-	529,238.97	400,000.00	-	929,238.97	-	1,070,478.41	-	17,282.62
Agricultural Supplies Expenses	5020310000	-	-	-	-	-	-	-	-	-	-	-	-	-
Textbooks and Instructional Materials Expenses	5020311001	-	-	-	-	-	-	-	-	-	-	-	-	-
Semi-Expendable - Machinery	5020321001	-	-	-	10,000.00	-	10,000.00	-	-	10,000.00	-	14,000.00	-	-
Semi-Expendable - Office Equipment	5020321002	12,499.00	15,900.00	-	40,899.00	-	24,999.00	-	-	24,999.00	-	81,101.00	-	15,900.00
Semi-Expendable - Information and Communication	5020321003	8,190.00	23,585.00	-	123,966.00	-	-	133,676.00	-	133,676.00	-	117,334.00	-	9,710.00
Semi-Expendable - Agricultural and Forestry Equipm	5020321004	-	-	-	-	-	-	-	-	-	-	-	-	-
Semi-Expendable - Marine and Fishery Equipment	5020321005	-	-	-	-	-	-	-	-	-	-	-	-	-
Semi-Expendable - Airport Equipment	5020321006	-	-	-	-	-	-	-	-	-	-	-	-	-
Semi-Expendable - Communication Equipment	5020321007	-	-	-	64,500.00	-	64,500.00	-	-	64,500.00	-	8,500.00	-	-
Semi-Expendable - Disaster Response and Rescue Eq	5020321008	-	-	-	-	-	-	-	-	-	-	20,000.00	-	-
Semi-Expendable - Military, Police and Security Equip	5020321009	-	-	-	-	-	-	-	-	-	-	-	-	-
Semi-Expendable - Medical Equipment	5020321010	6,799.00	12,100.00	-	54,788.00	-	42,688.00	-	-	42,688.00	-	-	-	12,100.00
Semi-Expendable - Printing Equipment	5020321011	-	-	-	-	-	-	-	-	-	-	10,000.00	-	-
Semi-Expendable Machinery and Equipment Expense	5020321000	-	-	-	-	-	-	-	-	-	-	10,000.00	-	-
Semi-Expendable - Sports Equipment	5020321012	-	-	-	-	-	-	-	-	-	-	-	-	-
Semi-Expendable - Technical and Scientific Equipme	5020321013	-	-	-	-	-	-	-	-	-	-	-	-	-
Semi-Expendable - Other Machinery and Equipment	5020321099	17,400.00	21,348.00	-	127,312.25	-	115,312.25	-	-	115,312.25	-	36,187.75	-	12,000.00
Semi-Expendable - Furniture and Fixtures	5020322001	25,472.00	25,539.75	-	56,371.25	-	46,454.90	-	-	46,454.90	-	477,428.75	-	9,916.35
Semi-Expendable - Books	5020322002	-	-	-	-	-	-	-	-	-	-	-	-	-
Semi-Expendable Furniture, Fixtures and Books Expe	5020322000	-	-	-	-	-	-	-	-	-	-	-	-	-
Other Supplies and Materials Expenses	5020399000	98,189.25	260,407.61	-	523,139.39	-	523,139.39	6,595.29	-	529,734.68	-	1,210,087.60	-	6,595.29
Water Expenses	5020401000	127,451.67	1,308,675.80	-	1,730,185.30	-	730,185.30	1,047,168.74	-	1,777,354.04	-	313,814.70	-	47,168.74
Electricity Expenses	5020402000	834,643.05	627,585.40	-	2,070,010.64	-	1,019,778.07	1,000,000.00	-	2,019,778.07	-	4,243,989.36	-	50,232.57
Gas/Heating Expenses	5020403000	-	-	-	-	-	-	-	-	-	-	-	-	-
Postage and Courier Services	5020501000	21,287.00	41,024.50	-	99,833.50	-	93,929.50	-	-	93,929.50	-	86,166.50	-	5,904.00
Telephone- Mobile	5020502001	395,600.00	395,800.00	-	1,189,200.00	-	189,200.00	1,000,000.00	-	1,189,200.00	-	664,800.00	-	-
Telephone- Landline	5020502002	57,884.03	93,779.74	-	225,574.85	-	225,574.85	368,856.81	-	594,431.66	-	371,425.15	-	368,856.81
Internet Subscription Expenses	5020503000	41,394.28	885,391.09	-	1,362,081.41	-	264,245.61	700,000.00	-	964,245.61	-	772,918.59	-	397,835.80
Cable, Satellite, Telegraph and Radio Expenses	5020504000	28,064.00	28,392.00	-	70,615.00	-	61,118.00	-	-	61,118.00	-	39,385.00	-	9,497.00
Awards/ Rewards Expenses	5020601001	-	-	-	-	-	-	-	-	-	-	-	-	-
Rewards and Incentives	5020601002	-	-	-	-	-	-	-	-	-	-	-	-	-
Prizes	5020602000	-	-	-	-	-	-	-	-	-	-	-	-	-
Survey Expenses	5020701000	-	-	-	-	-	-	-	-	-	-	-	-	-

PARTICULARS	UACS CODE	TOTAL OBLIGATION				CURRENT YEAR DISBURSEMENTS					BALANCES			
		2nd Qtr ending June 30	3rd Qtr ending September 30	4th Qtr ending December 31	TOTAL	1st Qtr ending March 31	2nd Qtr ending June 30	3rd Qtr ending Sept. 30	4th Qtr ending Dec. 31	TOTAL	Unreleased Appropriation	Unobligated Allotment	UNPAID OBLIGATION	
													Due and Demandable	Not Yet Due and Demandable
1	2	13	14	15	16=(12+13+14+15)	17	18	19	20	21=(17+18+19+20)	22=(6-11)	23=(11-16)	24	25
ICT Research, Exploration and Development Expense	5020702001	-	-	-	-	-	-	-	-	-	-	-	-	-
Research, Exploration and Development Expenses	5020702002	-	-	-	-	-	-	-	-	-	-	-	-	-
Confidential Expenses	5021001000	-	-	-	-	-	-	-	-	-	-	-	-	-
Intelligence Expenses	5021002000	-	-	-	-	-	-	-	-	-	-	-	-	-
Extraordinary and Miscellaneous Expenses	5021003000	29,400.00	29,400.00	-	88,200.00	-	88,200.00	-	-	88,200.00	-	29,800.00	-	-
Legal Services	5021101000	-	-	-	-	-	-	-	-	-	-	-	-	-
Auditing Services	5021102000	956.00	430.00	-	21,298.78	-	21,298.78	-	-	21,298.78	-	266,701.22	-	-
Consultancy Services	5021103002	-	-	-	-	-	-	-	-	-	-	-	-	-
Other Professional Services	5021199000	1,736,921.29	1,851,004.25	-	20,272,442.75	942,679.81	18,848,529.97	481,232.97	-	20,272,442.75	-	9,733,557.25	-	-
Environment/Sanitary Services	5021201000	-	-	-	-	-	-	-	-	-	-	-	-	-
Janitorial Services	5021202000	95,812.92	2,492,702.00	-	2,653,995.61	65,480.69	2,454,427.78	-	-	2,519,908.47	-	1,205,504.39	-	134,087.14
Security Services	5021203000	1,741,498.46	2,143,366.03	-	4,326,550.84	441,686.35	3,777,622.83	-	-	4,219,309.18	-	-	-	107,241.66
Other General Services	5021299099	16,600.00	12,000.00	-	51,095.00	22,495.00	28,600.00	371.25	-	51,466.25	-	229,905.00	-	371.25
RM - Investment Property	5021301000	-	-	-	-	-	-	-	-	-	-	-	-	-
RM - Other Land Improvements	5021302099	-	-	-	-	-	-	-	-	-	-	-	-	-
RM - Road Networks	5021303001	-	-	-	-	-	-	-	-	-	-	-	-	-
RM - Flood Control Systems	5021303002	-	-	-	-	-	-	-	-	-	-	-	-	-
RM - Sewer Systems	5021303003	-	-	-	-	-	-	-	-	-	-	-	-	-
RM - Water Supply System	5021303004	-	-	-	-	-	-	-	-	-	-	-	-	-
RM - Power Supply Systems	5021303005	-	-	-	-	-	-	-	-	-	-	-	-	-
RM - Communication Networks	5021303006	-	-	-	-	-	-	-	-	-	-	-	-	-
RM - Airport Systems	5021303008	-	-	-	-	-	-	-	-	-	-	-	-	-
RM - Other Infrastructure Assets	5021303099	-	-	-	-	-	-	-	-	-	-	-	-	-
RM - Buildings	5021304001	-	5,500.00	-	5,500.00	-	5,500.00	-	-	5,500.00	-	480,500.00	-	-
RM - Hospitals and Health Centers	5021304003	-	-	-	-	-	-	-	-	-	-	-	-	-
RM - Hotels and Dormitories	5021304006	-	-	-	-	-	-	-	-	-	-	-	-	-
RM - Other Structures	5021304099	-	-	-	-	-	-	-	-	-	-	-	-	-
RM - Machinery	5021305001	-	-	-	-	-	-	-	-	-	-	50,000.00	-	-
RM - Office Equipment	5021305002	4,000.00	52,900.00	-	78,100.00	-	78,100.00	-	-	78,100.00	-	221,900.00	-	-
RM - ICT Equipment	5021305003	900.00	2,500.00	-	3,300.00	-	3,300.00	-	-	3,300.00	-	246,700.00	-	-
RM -Agricultural and Forestry Equipment	5021305004	-	-	-	-	-	-	-	-	-	-	-	-	-
RM -Marine and Fishery Equipment	5021305005	-	-	-	-	-	-	-	-	-	-	-	-	-
RM - Airport Equipment	5021305006	-	-	-	-	-	-	-	-	-	-	-	-	-
RM - Communication Equipment	5021305007	-	-	-	-	-	-	-	-	-	-	175,000.00	-	-
RM - Disaster Response and Rescue Equipment	5021305009	-	-	-	-	-	-	-	-	-	-	-	-	-
RM - Military, Police and Security Equipment	5021305010	-	-	-	-	-	-	-	-	-	-	-	-	-
RM - Medical Equipment	5021305011	-	-	-	-	-	-	-	-	-	-	175,000.00	-	-
RM - Printing Equipment	5021305012	-	-	-	-	-	-	-	-	-	-	-	-	-
RM - Sports Equipment	5021305013	-	-	-	-	-	-	-	-	-	-	-	-	-
RM - Technical and Scientific Equipment	5021305014	-	-	-	-	-	-	-	-	-	-	-	-	-
RM - Other Machinery and Equipment	5021305099	-	-	-	-	-	-	-	-	-	-	-	-	-
RM - Motor Vehicles	5021306001	132,503.40	97,107.73	-	465,139.76	-	432,823.64	-	-	432,823.64	-	34,860.24	-	32,316.12
RM - Trains	5021306002	-	-	-	-	-	-	-	-	-	-	-	-	-
RM - Watercrafts	5021306004	-	11,250.00	-	69,034.00	-	69,034.00	-	-	69,034.00	-	380,966.00	-	-
RM - Other Transportation Equipment	5021306099	-	-	-	-	-	-	-	-	-	-	-	-	-
RM - Furniture and Fixtures	5021307000	-	-	-	6,000.00	-	-	-	-	-	-	144,000.00	-	6,000.00
RM - Leased Assets, Buildings and other structures	5021308001	-	-	-	-	-	-	-	-	-	-	-	-	-
RM - Leased Assets, Machinery and Equipment	5021308002	-	-	-	-	-	-	-	-	-	-	-	-	-
RM - Leased Assets, ICT Machinery and Equipment	5021308004	-	-	-	-	-	-	-	-	-	-	-	-	-
RM - Leased Assets, Transportation Equipment	5021308003	-	-	-	-	-	-	-	-	-	-	-	-	-
RM - Leased Assets, Other Leased Assets	5021308099	-	-	-	-	-	-	-	-	-	-	-	-	-
RM - Leased Assets Improvements, Land	5021309001	-	-	-	-	-	-	-	-	-	-	-	-	-
RM - Leased Assets Improvements , Buildings	5021309002	-	-	-	-	-	-	-	-	-	-	-	-	-
RM - Other Leased Assets Improvements	5021309099	-	-	-	-	-	-	-	-	-	-	-	-	-
RM - Historical Buildings	5021310001	-	-	-	-	-	-	-	-	-	-	-	-	-
RM - Work of Arts and Archeological Specimens	5021310002	-	-	-	-	-	-	-	-	-	-	-	-	-
RM - Other Heritage Assets	5021310099	-	-	-	-	-	-	-	-	-	-	-	-	-
RM- Semi-Expendable - Machinery	5021321001	-	-	-	-	-	-	-	-	-	-	-	-	-
RM- Semi-Expendable - Office Equipment	5021321002	-	-	-	-	-	-	-	-	-	-	50,000.00	-	-
RM- Semi-Expendable - Information and Communica	5021321003	1,700.00	1,650.00	-	3,350.00	-	3,350.00	-	-	3,350.00	-	46,650.00	-	-
RM- Semi-Expendable - Agricultural and Forestry Equ	5021321004	-	-	-	-	-	-	-	-	-	-	-	-	-
RM- Semi-Expendable - Marine and Fishery Equipme	5021321005	-	-	-	-	-	-	-	-	-	-	-	-	-
RM- Semi-Expendable - Communication Equipment	5021321007	-	-	-	-	-	-	-	-	-	-	50,000.00	-	-
RM- Semi-Expendable - Disaster Response and Rescu	5021321008	-	-	-	-	-	-	-	-	-	-	-	-	-
RM- Semi-Expendable - Military Police and Security E	5021321009	-	-	-	-	-	-	-	-	-	-	-	-	-

PARTICULARS	UACS CODE	TOTAL OBLIGATION				CURRENT YEAR DISBURSEMENTS					BALANCES			
		2nd Qtr ending June 30	3rd Qtr ending September 30	4th Qtr ending December 31	TOTAL	1st Qtr ending March 31	2nd Qtr ending June 30	3rd Qtr ending Sept. 30	4th Qtr ending Dec. 31	TOTAL	Unreleased Appropriation	Unobligated Allotment	UNPAID OBLIGATION	
													Due and Demandable	Not Yet Due and Demandable
1	2	13	14	15	16=(12+13+14+15)	17	18	19	20	21=(17+18+19+20)	22=(6-11)	23=(11-16)	24	25
RM- Semi-Expendable - Medical Equipment	5021321010	-	-	-	-	-	-	-	-	-	-	50,000.00	-	-
RM- Semi-Expendable - Printing Equipment	5021321011	-	-	-	-	-	-	-	-	-	-	-	-	-
RM- Semi-Expendable - Sports Equipment	5021321012	-	-	-	-	-	-	-	-	-	-	-	-	-
RM- Semi-Expendable - Technical and Scientific Equip	5021321013	-	-	-	-	-	-	-	-	-	-	-	-	-
RM- Semi-Expendable - Other Machinery and Equipm	5021321099	-	-	-	-	-	-	-	-	-	-	-	-	-
RM- Semi-Expendable - Furniture and Fixtures	5021322001	-	-	-	-	-	-	-	-	-	-	50,000.00	-	-
RM- Semi-Expendable - Books	5021322002	-	-	-	-	-	-	-	-	-	-	-	-	-
RM - Other Property, Plant and Equipment	5021399099	-	-	-	-	-	-	-	-	-	-	-	-	-
Subsidy to National Government Agencies	5021401000	-	-	-	-	-	-	-	-	-	-	-	-	-
Financial Assistance to NGAs	5021402000	-	-	-	-	-	-	-	-	-	-	-	-	-
Financial Assistance to LGU	5021403000	-	-	-	-	-	-	-	-	-	-	-	-	-
Subsidy Support to Operations of GOCCs	5021404001	-	-	-	-	-	-	-	-	-	-	-	-	-
Financial Assistance to NGOs/POs	5021405000	-	-	-	-	-	-	-	-	-	-	-	-	-
Internal Revenue Allotment	5021406000	-	-	-	-	-	-	-	-	-	-	-	-	-
Subsidy to Regional Offices/Staff Bureaus	5021407000	-	-	-	-	-	-	-	-	-	-	-	-	-
Subsidy to Operating Units	5021408000	-	-	-	-	-	-	-	-	-	-	-	-	-
Subsidy to Other Funds	5021409000	-	-	-	-	-	-	-	-	-	-	-	-	-
Subsidy- Others	5021499000	-	-	-	-	-	-	-	-	-	-	-	-	-
Taxes, Duties and Licenses	5021501001	10,270.00	21,025.27	-	76,303.47	-	68,396.32	-	-	68,396.32	-	423,696.53	-	7,907.15
Tax Refund	5021501002	-	-	-	-	-	-	-	-	-	-	-	-	-
Fidelity Bond Premiums	5021502000	24,918.75	147,049.50	-	173,719.50	-	127,594.50	-	-	127,594.50	-	277,280.50	-	46,125.00
Insurance Expenses	5021503000	-	168,870.55	-	954,576.18	-	948,832.29	-	-	948,832.29	-	45,423.82	-	5,743.89
Labor and Wages	5021601000	-	-	-	-	-	-	-	-	-	-	-	-	-
Advertising Expenses	5029901000	-	-	-	-	-	-	-	-	-	-	-	-	-
Printing and Publication Expenses	5029902000	1,350.00	5,700.00	-	3,330,920.00	-	3,325,220.00	-	-	3,325,220.00	-	605,080.00	-	5,700.00
Representation Expenses	5029903000	-	-	-	-	-	-	-	-	-	-	-	-	-
Transportation and Delivery Expenses	5029904000	14,601.50	25,160.07	-	85,738.47	-	81,638.47	-	-	81,638.47	-	-	-	4,100.00
Rent- Building and Structures	5029905001	448,874.25	553,051.13	-	1,369,874.79	-	1,261,965.28	-	-	1,261,965.28	-	1,131,125.21	-	107,909.51
Rent- Lands	5029905002	-	-	-	-	-	-	-	-	-	-	-	-	-
Rent- Motor Vehicles	5029905003	-	-	-	-	-	-	-	-	-	-	2,441,000.00	-	-
Rent- Equipment	5029905004	-	-	-	-	-	-	-	-	-	-	-	-	-
Rent- Living Quarters	5029905005	-	-	-	-	-	-	-	-	-	-	-	-	-
Operating Lease	5029905006	-	-	-	-	-	-	-	-	-	-	-	-	-
Financial Lease	5029905007	-	-	-	-	-	-	-	-	-	-	-	-	-
Rents - ICT Machinery and Equipment	5029905008	-	-	-	-	-	-	-	-	-	-	-	-	-
Membership Dues and Contributions to Organization	5029906000	-	-	-	-	-	-	-	-	-	-	-	-	-
SE- Cloud Computing Service	5029907003	-	-	-	-	-	-	-	-	-	-	-	-	-
SE- Data Center Service	5029907002	-	-	-	-	-	-	-	-	-	-	-	-	-
SE- ICT Software Subscription	5029907001	-	-	-	-	-	-	-	-	-	-	-	-	-
SE-Library and Other Reading Materials Subscription	5029907004	-	-	-	-	-	-	-	-	-	-	-	-	-
SE- Other Subscription Expenses	5029907099	2,942.00	13,525.00	-	27,478.00	-	23,418.00	-	-	23,418.00	-	34,522.00	-	4,060.00
Donations	5029908000	-	-	-	-	-	-	-	-	-	-	-	-	-
Litigation/Acquired Assets Expenses	5029909000	-	-	-	-	-	-	-	-	-	-	-	-	-
Website Maintenance	5029999001	-	-	-	-	-	-	-	-	-	-	-	-	-
Other Maintenance and Operating Expenses	5029999099	82,584.65	63,118.20	-	1,198,675.86	-	1,162,635.48	-	-	1,162,635.48	-	-	-	36,040.38
FDA - SAGF		56,571,404.87	58,182,440.06	-	188,965,985.73	38,588,223.46	58,030,083.66	27,727,545.13	-	124,345,852.25	50,000,000.00	328,066,014.27	-	64,620,133.48
Maintenance and Other Operating Expenses		56,571,404.87	58,182,440.06	-	188,965,985.73	38,588,223.46	58,030,083.66	27,727,545.13	-	124,345,852.25	-	328,066,014.27	-	64,620,133.48
Travel Expenses-Local	5020101000	1,486,554.37	1,110,865.56	-	6,661,007.73	3,884,959.46	1,604,570.45	552,858.34	-	6,042,388.25	-	16,200,867.27	-	618,619.48
Travel Expenses-Foreign	5020102000	44,750.42	17,728.58	-	352,241.00	184,101.00	51,750.19	17,728.81	-	253,580.00	-	10,208,759.00	-	98,661.00
Training Expenses	5020201002	164,664.59	322,897.41	-	1,450,579.00	390,674.00	298,824.68	84,679.32	-	774,178.00	-	51,074,109.00	-	676,401.00
Scholarship Grants/ Expenses	5020202000	0.41	0.41	-	12,878.00	6,073.00	0.59	0.59	-	6,073.00	-	137,122.00	-	6,805.00
Office Supplies Expenses	5020301002	234,095.88	1,313,711.12	-	5,421,345.00	3,131,295.00	840,447.03	1,245,041.97	-	5,216,784.00	-	4,884,655.00	-	204,561.00
Accountable Forms Expenses	5020302000	1,247,250.00	172,000.00	-	2,179,300.00	-	2,006,500.00	4,627.00	-	2,011,127.00	-	623,700.00	-	168,173.00
Non-accountable Forms Expenses	5020303000	-	-	-	-	-	-	-	-	-	-	-	-	-
Animal/Zoological Supplies Expenses	5020304000	-	-	-	-	-	-	-	-	-	-	-	-	-
Food Supplies Expenses	5020305000	-	-	-	-	-	-	-	-	-	-	-	-	-
Welfare Goods Expenses	5020306000	-	-	-	-	-	-	-	-	-	-	-	-	-
Drugs and Medicines Expenses	5020307000	-	-	-	-	-	-	-	-	-	-	-	-	-
Medical, Dental and Laboratory Supplies Expenses	5020308000	4,226,026.54	1,719,241.46	-	6,351,411.00	52,223.00	149,827.25	82,450.75	-	284,501.00	-	24,305,389.00	-	6,066,910.00
Fuel, Oil and Lubricants Expenses	5020309000	1,336,215.46	1,070,792.54	-	3,048,972.00	494,223.00	1,013,375.15	622,133.85	-	2,129,732.00	-	1,437,028.00	-	919,240.00
Agricultural Supplies Expenses	5020310000	-	-	-	-	-	-	-	-	-	-	-	-	-
Textbooks and Instructional Materials Expenses	5020311001	-	-	-	-	-	-	-	-	-	-	-	-	-
Semi-Expendable - Machinery	5020321001	-	-	-	-	-	-	-	-	-	-	-	-	-
Semi-Expendable - Office Equipment	5020321002	-	168,408.00	-	377,063.00	-	188,022.23	7,764.77	-	195,787.00	-	122,937.00	-	181,276.00

PARTICULARS	UACS CODE	TOTAL OBLIGATION				CURRENT YEAR DISBURSEMENTS					BALANCES			
		2nd Qtr ending June 30	3rd Qtr ending September 30	4th Qtr ending December 31	TOTAL	1st Qtr ending March 31	2nd Qtr ending June 30	3rd Qtr ending Sept. 30	4th Qtr ending Dec. 31	TOTAL	Unreleased Appropriation	Unobligated Allotment	UNPAID OBLIGATION	
													Due and Demandable	Not Yet Due and Demandable
1	2	13	14	15	16=(12+13+14+15)	17	18	19	20	21=(17+18+19+20)	22=(6-11)	23=(11-16)	24	25
Semi-Expendable - Information and Communication	5020321003	6,000.00	415,067.00	-	421,067.00	-	3,000.00	-	-	3,000.00	-	78,933.00	-	418,067.00
Semi-Expendable - Agricultural and Forestry Equipm	5020321004	-	-	-	-	-	-	-	-	-	-	-	-	-
Semi-Expendable - Marine and Fishery Equipment	5020321005	-	-	-	-	-	-	-	-	-	-	-	-	-
Semi-Expendable - Airport Equipment	5020321006	-	-	-	-	-	-	-	-	-	-	-	-	-
Semi-Expendable - Communication Equipment	5020321007	-	-	-	-	-	-	-	-	-	-	-	-	-
Semi-Expendable - Disaster Response and Rescue Eq	5020321008	-	-	-	-	-	-	-	-	-	-	-	-	-
Semi-Expendable - Military, Police and Security Equip	5020321009	-	-	-	-	-	-	-	-	-	-	-	-	-
Semi-Expendable - Medical Equipment	5020321010	-	-	-	-	-	-	-	-	-	-	-	-	-
Semi-Expendable - Printing Equipment	5020321011	-	-	-	-	-	-	-	-	-	-	-	-	-
Semi-Expendable Machinery and Equipment Expense	5020321000	-	-	-	-	-	-	-	-	-	-	-	-	-
Semi-Expendable - Sports Equipment	5020321012	-	-	-	-	-	-	-	-	-	-	-	-	-
Semi-Expendable - Technical and Scientific Equipme	5020321013	-	-	-	-	-	-	-	-	-	-	-	-	-
Semi-Expendable - Other Machinery and Equipment	5020321099	-	-	-	-	-	-	-	-	-	-	-	-	-
Semi-Expendable - Furniture and Fixtures	5020322001	-	178,940.00	-	178,940.00	-	-	-	-	-	-	-	-	178,940.00
Semi-Expendable - Books	5020322002	-	-	-	-	-	-	-	-	-	-	-	-	-
Semi-Expendable Furniture, Fixtures and Books Expe	5020322000	-	-	-	-	-	-	-	-	-	-	-	-	-
Other Supplies and Materials Expenses	5020399000	1,626,002.49	2,770,580.51	-	4,915,973.00	41,137.00	1,758,200.44	2,573,985.56	-	4,373,323.00	-	6,178,889.00	-	542,650.00
Water Expenses	5020401000	730,611.82	680,961.18	-	1,976,572.00	556,235.00	732,911.12	60,890.88	-	1,350,037.00	-	466,428.00	-	626,535.00
Electricity Expenses	5020402000	1,957,604.11	5,213,009.89	-	10,747,636.00	3,483,513.00	1,911,413.81	2,964,371.19	-	8,359,298.00	-	8,706,364.00	-	2,388,338.00
Gas/Heating Expenses	5020403000	-	-	-	-	-	-	-	-	-	-	-	-	-
Postage and Courier Services	5020501000	141,214.75	456,870.25	-	1,219,135.00	234,952.00	184,371.53	245,536.47	-	664,860.00	-	2,428,865.00	-	554,275.00
Telephone- Mobile	5020502001	1,215,849.06	1,119,648.94	-	3,048,798.00	657,400.00	1,219,519.07	698,547.93	-	2,575,467.00	-	2,426,202.00	-	473,331.00
Telephone- Landline	5020502002	358,828.49	802,340.51	-	1,741,704.00	361,847.00	511,823.30	190,774.70	-	1,064,445.00	-	3,128,296.00	-	677,259.00
Internet Subscription Expenses	5020503000	807,164.43	1,707,220.57	-	3,106,790.00	310,620.00	788,090.62	598,438.38	-	1,697,149.00	-	5,063,210.00	-	1,409,641.00
Cable, Satellite, Telegraph and Radio Expenses	5020504000	7,940.00	6,390.00	-	19,170.00	4,840.00	7,940.00	2,710.00	-	15,490.00	-	20,830.00	-	3,680.00
Awards/ Rewards Expenses	5020601001	-	-	-	-	-	-	-	-	-	-	6,500,000.00	-	-
Rewards and Incentives	5020601002	-	-	-	-	-	-	-	-	-	-	-	-	-
Prizes	5020602000	-	-	-	-	-	-	-	-	-	-	-	-	-
Survey Expenses	5020701000	-	-	-	-	-	-	-	-	-	-	-	-	-
ICT Research, Exploration and Development Expense	5020702001	2,700,000.00	-	-	-	-	-	-	-	-	-	-	-	-
Research, Exploration and Development Expenses	5020702002	2,700,000.00	-	-	2,700,000.00	-	2,700,000.00	-	-	2,700,000.00	-	800,000.00	-	-
Confidential Expenses	5021001000	-	-	-	-	-	-	-	-	-	-	-	-	-
Intelligence Expenses	5021002000	-	-	-	-	-	-	-	-	-	-	-	-	-
Extraordinary and Miscellaneous Expenses	5021003000	464,400.00	456,200.00	-	1,331,800.00	411,200.00	245,554.75	181,491.25	-	838,246.00	-	585,800.00	-	493,554.00
Legal Services	5021101000	1,500.00	1,000.00	-	3,300.00	800.00	1,500.00	-	-	2,300.00	-	796,700.00	-	1,000.00
Auditing Services	5021102000	98,612.61	65,460.39	-	278,370.00	111,020.00	101,889.61	0.39	-	212,910.00	-	321,630.00	-	65,460.00
Consultancy Services	5021103002	50,000.00	50,000.00	-	150,000.00	45,000.00	50,000.00	-	-	95,000.00	-	13,480,400.00	-	55,000.00
Other Professional Services	5021199000	28,178,559.69	28,648,820.31	-	75,171,169.00	18,006,477.00	28,136,485.11	14,092,849.89	-	60,235,812.00	-	21,139,719.00	-	14,935,357.00
Environment/Sanitary Services	5021201000	-	-	-	-	-	-	-	-	-	-	500,000.00	-	-
Janitorial Services	5021202000	525,279.43	292,597.57	-	17,156,925.00	1,789,492.00	4,009,594.39	115,668.61	-	5,914,755.00	-	-	-	11,242,170.00
Security Services	5021203000	1,731,067.92	1,634,642.08	-	16,280,012.00	2,226,730.00	3,684,567.42	806,703.58	-	6,718,001.00	-	100.00	-	9,562,011.00
Other General Services	5021299099	288,052.50	0.50	-	288,053.00	-	-	-	-	-	-	711,947.00	-	288,053.00
RM - Investment Property	5021301000	-	-	-	-	-	-	-	-	-	-	-	-	-
RM - Other Land Improvements	5021302099	-	-	-	-	-	-	-	-	-	-	-	-	-
RM - Road Networks	5021303001	-	-	-	-	-	-	-	-	-	-	-	-	-
RM - Flood Control Systems	5021303002	-	-	-	-	-	-	-	-	-	-	-	-	-
RM - Sewer Systems	5021303003	-	-	-	-	-	-	-	-	-	-	-	-	-
RM - Water Supply System	5021303004	-	-	-	-	-	-	-	-	-	-	-	-	-
RM - Power Supply Systems	5021303005	-	-	-	-	-	-	-	-	-	-	-	-	-
RM - Communication Networks	5021303006	-	-	-	-	-	-	-	-	-	-	-	-	-
RM - Airport Systems	5021303008	-	-	-	-	-	-	-	-	-	-	-	-	-
RM - Other Infrastructure Assets	5021303099	-	-	-	-	-	-	-	-	-	-	-	-	-
RM - Buildings	5021304001	20,530.00	14,324.00	-	34,854.00	-	20,530.00	-	-	20,530.00	-	1,115,146.00	-	14,324.00
RM - Hospitals and Health Centers	5021304003	-	-	-	-	-	-	-	-	-	-	-	-	-
RM - Hotels and Dormitories	5021304006	-	-	-	-	-	-	-	-	-	-	-	-	-
RM - Other Structures	5021304099	-	57,985.00	-	57,985.00	-	-	39,985.00	-	39,985.00	-	2,825,015.00	-	18,000.00
RM - Machinery	5021305001	-	-	-	-	-	-	-	-	-	-	-	-	-
RM - Office Equipment	5021305002	367,349.92	11,656.08	-	389,570.00	5,364.00	9,399.92	0.08	-	14,764.00	-	519,980.00	-	374,806.00
RM - ICT Equipment	5021305003	-	-	-	-	-	-	-	-	-	-	2,020,000.00	-	-
RM -Agricultural and Forestry Equipment	5021305004	-	-	-	-	-	-	-	-	-	-	-	-	-
RM -Marine and Fishery Equipment	5021305005	-	-	-	-	-	-	-	-	-	-	-	-	-
RM - Airport Equipment	5021305006	-	-	-	-	-	-	-	-	-	-	-	-	-
RM - Communication Equipment	5021305007	-	-	-	-	-	-	-	-	-	-	50,000.00	-	-
RM - Disaster Response and Rescue Equipment	5021305009	-	-	-	-	-	-	-	-	-	-	-	-	-
RM - Military, Police and Security Equipment	5021305010	-	-	-	-	-	-	-	-	-	-	-	-	-

PARTICULARS	UACS CODE	TOTAL OBLIGATION				CURRENT YEAR DISBURSEMENTS					BALANCES			
		2nd Qtr ending June 30	3rd Qtr ending September 30	4th Qtr ending December 31	TOTAL	1st Qtr ending March 31	2nd Qtr ending June 30	3rd Qtr ending Sept. 30	4th Qtr ending Dec. 31	TOTAL	Unreleased Appropriation	Unobligated Allotment	UNPAID OBLIGATION	
													Due and Demandable	Not Yet Due and Demandable
1	2	13	14	15	16=(12+13+14+15)	17	18	19	20	21=(17+18+19+20)	22=(6-11)	23=(11-16)	24	25
RM - Medical Equipment	5021305011	-	-	-	-	-	-	-	-	-	-	-	-	-
RM - Printing Equipment	5021305012	-	-	-	-	-	-	-	-	-	-	-	-	-
RM - Sports Equipment	5021305013	-	-	-	-	-	-	-	-	-	-	-	-	-
RM - Technical and Scientific Equipment	5021305014	2,477,350.00	1,108,661.00	-	3,586,011.00	-	2,384.38	0.38	-	2,384.00	-	9,386,989.00	-	3,583,627.00
RM - Other Machinery and Equipment	5021305099	-	-	-	-	-	-	-	-	-	-	803,000.00	-	-
RM - Motor Vehicles	5021306001	126,063.03	554,444.97	-	765,829.00	75,470.00	119,338.98	119,629.02	-	314,438.00	-	1,734,171.00	-	451,391.00
RM - Trains	5021306002	-	-	-	-	-	-	-	-	-	-	-	-	-
RM - Watercrafts	5021306004	-	-	-	-	-	-	-	-	-	-	-	-	-
RM - Other Transportation Equipment	5021306099	-	-	-	-	-	-	-	-	-	-	-	-	-
RM - Furniture and Fixtures	5021307000	4,120.00	900.00	-	5,620.00	600.00	4,120.00	-	-	4,720.00	-	94,380.00	-	900.00
Taxes, Duties and Licenses	5021501001	59,315.42	392,033.58	-	481,048.00	29,699.00	43,115.42	2,537.58	-	75,352.00	-	-	-	405,696.00
Tax Refund	5021501002	-	-	-	-	-	-	-	-	-	-	-	-	-
Fidelity Bond Premiums	5021502000	19,725.00	139,150.00	-	166,969.00	8,094.00	17,662.50	114,860.50	-	140,617.00	-	166,031.00	-	26,352.00
Insurance Expenses	5021503000	69,374.81	191,909.19	-	1,805,795.00	423,118.00	244,984.80	127,464.80	-	305,598.00	-	5,349,505.00	-	1,500,197.00
Labor and Wages	5021601000	-	-	-	-	-	-	-	-	-	-	-	-	-
Advertising Expenses	5029901000	555,777.60	98,445.40	-	710,671.00	52,920.00	524,569.50	57,330.50	-	634,820.00	-	2,989,329.00	-	75,851.00
Printing and Publication Expenses	5029902000	-	-	-	-	-	-	-	-	-	-	2,349,000.00	-	-
Representation Expenses	5029903000	75,103.00	37,328.00	-	178,791.00	5,310.00	76,546.75	14,510.25	-	96,367.00	-	1,747,109.00	-	82,424.00
Transportation and Delivery Expenses	5029904000	48,248.00	3,264.00	-	44,984.00	-	42,376.50	0.50	-	42,377.00	-	8,016.00	-	2,607.00
Rent- Building and Structures	5029905001	1,601,626.21	2,733,702.79	-	5,854,039.00	1,075,281.00	1,296,924.23	1,282,300.77	-	3,654,506.00	-	16,750,661.00	-	2,199,533.00
Rent- Lands	5029905002	-	-	-	-	-	-	-	-	-	-	-	-	-
Rent- Motor Vehicles	5029905003	2,871,700.00	673,500.00	-	3,751,200.00	103,000.00	2,746,752.00	-	-	2,849,752.00	-	4,935,100.00	-	901,448.00
SE- Other Subscription Expenses	5029907099	77,842.70	34,721.30	-	157,204.00	13,716.00	79,552.07	33,332.93	-	126,601.00	-	17,498,796.00	-	30,603.00
Donations	5029908000	-	-	-	-	-	-	-	-	-	-	-	-	-
Litigation/Acquired Assets Expenses	5029909000	-	-	-	-	-	-	-	-	-	-	-	-	-
Website Maintenance	5029999001	-	-	-	-	-	-	-	-	-	-	-	-	-
Other Maintenance and Operating Expenses	5029999099	388,202.54	684,463.46	-	1,690,564.00	363,545.00	410,710.42	314,728.58	-	1,088,984.00	-	72,989,548.00	-	601,580.00
Capital Outlay		-	-	-	-	-	-	-	-	-	50,000,000.00	-	-	-
Buildings	5060404001	-	-	-	-	-	-	-	-	-	50,000,000.00	-	-	-
Franchise Tax		-	-	-	-	-	-	-	-	-	29,420,000.00	-	-	-
Maintenance and Other Operating Expenses		-	-	-	-	-	-	-	-	-	29,420,000.00	-	-	-
Donations	5029908000	-	-	-	-	-	-	-	-	-	29,420,000.00	-	-	-
JICA		-	-	-	-	-	-	-	-	-	-	111,468,300.00	-	-
Capital Outlay		-	-	-	-	-	-	-	-	-	-	111,468,300.00	-	-
Hospitals and Health Centers	5060404003	-	-	-	-	-	-	-	-	-	-	111,468,300.00	-	-
C. Special Purpose Funds		39,702,807,342.40	6,459,458,057.78	-	46,495,254,378.06	131,937,898.82	37,736,294,338.86	4,800,115,770.82	-	42,668,348,008.50	-	13,312,888,862.86	-	3,825,184,852.01
Miscellaneous Personnel Benefits Fund		315,351,205.66	1,959,737,492.56	-	2,347,267,182.57	66,218,647.39	261,620,636.21	1,311,275,773.93	-	1,639,115,057.53	-	6,475,588,679.36	-	708,152,125.04
Personnel Services		315,351,205.66	1,959,737,492.56	-	2,347,267,182.57	66,218,647.39	261,620,636.21	1,311,275,773.93	-	1,639,115,057.53	-	6,475,588,679.36	-	708,152,125.04
Basic Salary- Civilian	50101010 01	206,155,820.12	458,943,779.06	-	726,695,631.06	56,846,274.91	162,668,458.36	502,911,790.85	-	722,426,524.12	-	2,232,961,244.90	-	4,269,106.94
Salaries and Wages - Casual/ Contractual	50101020 00	-	925,205,146.33	-	925,205,146.33	-	-	491,864,630.61	-	491,864,630.61	-	2,207,787,503.98	-	433,340,515.72
PERA-Civilian	50102010 01	1,669,763.49	79,169,734.17	-	80,839,497.66	-	1,669,763.49	33,110,966.48	-	34,780,729.97	-	165,726,056.18	-	46,058,767.69
Representation Allowance (RA)	50102020 00	167,000.00	1,009,792.71	-	1,176,792.71	-	167,000.00	860,192.71	-	1,027,192.71	-	2,587,887.31	-	149,600.00
Transportation Allowance (TA)	50102030 01	120,375.00	196,250.00	-	316,625.00	-	120,375.00	196,250.00	-	316,625.00	-	57,875.00	-	-
Clothing/Uniform Allowance- Civilian	50102040 01	1,008,000.00	360,000.00	-	1,449,000.00	81,000.00	1,008,000.00	258,000.00	-	1,347,000.00	-	9,701,282.14	-	102,000.00
Subsistence Allowance- Magna Carta Benefits for Public Health Workers	50102050 03	5,562,705.00	48,184,718.09	-	53,747,423.09	-	5,562,705.00	18,768,806.65	-	24,331,511.65	-	83,474,510.09	-	29,415,911.44
Laundry Allowance- Magna Carta Benefits for Public Health Workers	50102060 04	815,085.14	9,649,834.06	-	10,464,919.20	-	815,085.14	2,972,957.17	-	3,788,042.31	-	7,419,756.48	-	6,676,876.89
Quarters Allowance- Magna Carta Benefits for Public Health Workers	50102070 04	-	-	-	-	-	-	-	-	-	-	-	-	-
Productivity Incentive Allowance- Civilian	50102080 01	-	-	-	-	-	-	-	-	-	-	1,912,500.00	-	-
Overseas Allowance-Civilian	50102090 01	-	-	-	-	-	-	-	-	-	-	-	-	-
Honoraria- Civilian	50102100 01	-	-	-	-	-	-	-	-	-	-	-	-	-
HP- Magna Carta Benefits for Public Health Workers	50102110 05	17,323,227.20	284,275,571.60	-	303,274,740.24	921,173.58	17,615,321.70	154,529,005.50	-	173,065,500.78	-	953,784,546.62	-	130,209,239.46
Longevity Pay- Magna Carta Benefits for Public Health Workers	50102120 04	6,422,611.04	5,468,122.66	-	11,894,276.53	3,542.83	6,422,611.04	5,074,685.94	-	11,500,839.81	-	209,399.27	-	393,436.72
Overtime Pay	50102130 01	-	504,986.74	-	504,986.74	-	-	304,256.04	-	304,256.04	-	-	-	200,730.70
Night-shift Differential Pay	50102130 02	694,520.39	694,520.39	-	1,389,040.78	-	694,520.39	694,520.39	-	1,389,040.78	-	-	-	-
Bonus- Civilian	50102140 01	-	-	-	-	-	-	-	-	-	-	-	-	-
Cash Gift- Civilian	50102150 01	-	-	-	-	-	-	-	-	-	-	3,712,500.00	-	-
Anniversary Bonus - Civilian	50102990 38	-	-	-	-	-	-	-	-	-	-	-	-	-
Collective Negotiation Agreement	50102990 11	-	-	-	-	-	-	-	-	-	-	-	-	-
Mid year Bonus - Civilian	50102990 36	22,858,298.00	2,018,534.50	-	24,876,832.50	-	15,257,298.00	7,665,517.01	-	22,922,815.01	-	46,256,489.29	-	1,954,017.49
Productivity Enhancement Incentive- Civilian	50102990 12	-	-	-	-	-	-	-	-	-	-	1,025,000.00	-	-
Performance Based Bonus- Civilian	50102990 14	-	-	-	-	-	-	-	-	-	-	-	-	-

PARTICULARS	UACS CODE	TOTAL OBLIGATION				CURRENT YEAR DISBURSEMENTS					BALANCES			
		2nd Qtr ending June 30	3rd Qtr ending September 30	4th Qtr ending December 31	TOTAL	1st Qtr ending March 31	2nd Qtr ending June 30	3rd Qtr ending Sept. 30	4th Qtr ending Dec. 31	TOTAL	Unreleased Appropriation	Unobligated Allotment	UNPAID OBLIGATION	
													Due and Demandable	Not Yet Due and Demandable
1	2	13	14	15	16=(12+13+14+15)	17	18	19	20	21=(17+18+19+20)	22=(6-11)	23=(11-16)	24	25
Retirement and Life Insurance Premiums	50103010 00	-	36,145,465.20	-	36,145,465.20	-	-	21,256,065.20	-	21,256,065.20	-	307,140,285.65	-	14,889,400.00
Pag-ibig- Civilian	50103020 01	74,490.00	3,639,225.20	-	3,713,715.20	-	74,490.00	2,492,327.44	-	2,566,817.44	-	15,581,883.38	-	1,146,897.76
Philhealth- Civilian	50103030 01	728,006.06	13,821,198.84	-	14,688,204.90	139,000.00	637,006.06	6,513,574.18	-	7,289,580.24	-	46,319,984.96	-	7,398,624.66
ECIP- Civilian	50103040 01	74,370.00	2,109,562.71	-	2,183,932.71	-	74,370.00	922,762.71	-	997,132.71	-	10,239,043.70	-	1,186,800.00
Pension Benefits- Civilian	50104010 01	-	-	-	-	-	-	-	-	-	-	-	-	-
Retirement and Gratuity- Civilian	50104020 01	-	28,257,388.43	-	28,257,388.43	-	-	-	-	-	-	-	-	28,257,388.43
Terminal Leave Benefits- Civilian	50104030 01	-	-	-	-	-	-	-	-	-	-	10,667,000.00	-	-
Loyalty Award - Civilian	50104990 15	-	-	-	-	-	-	-	-	-	-	-	-	-
Lump-sum for Creation of New Positions- Civilian	50104990 01	-	-	-	-	-	-	-	-	-	-	-	-	-
Lump-sum for Reclassification of Positions	50104990 03	-	-	-	-	-	-	-	-	-	-	-	-	-
Lump-sum for Equivalent Record Form	50104990 04	-	-	-	-	-	-	-	-	-	-	-	-	-
Lump-sum for Compensation Adjustment	50104990 06	21,027,986.93	26,570,554.23	-	48,281,509.36	227,656.07	20,572,674.79	25,189,200.91	-	45,989,531.77	-	117,888,412.26	-	2,291,977.59
Lump-sum for Filling of Positions	50104990 07	6,133,447.48	16,476,378.05	-	30,609,825.53	8,000,000.00	6,133,447.48	16,265,544.50	-	30,398,991.98	-	172,973,014.47	-	210,833.55
Lump-sum for NBC No. 308	50104990 08	-	-	-	-	-	-	-	-	-	-	-	-	-
Lump-sum for Personnel Services	50104990 09	-	-	-	-	-	-	-	-	-	-	-	-	-
Lump-sum for Step Increments- Length of Service	50104990 10	-	-	-	-	-	-	-	-	-	-	431,120.00	-	-
Lump-sum for Step Increments- Meritous performan	50104990 11	-	-	-	-	-	-	-	-	-	-	-	-	-
Other Lump-sum	50104990 12	-	-	-	-	-	-	-	-	-	-	-	-	-
Other Personnel Benefits	50104990 99	24,515,499.81	17,036,729.59	-	41,552,229.40	-	22,127,509.76	19,424,719.64	-	41,552,229.40	-	24,762,272.45	-	-
						65,719,251.43	44,482,252.01	37,976,008.34	-	148,177,511.78	-	-	-	-
Pension and Gratuity Fund		45,500,247.83	48,469,235.61	-	161,354,733.93	65,719,251.43	44,482,252.01	37,976,008.34	-	148,177,511.78	-	937,096.07	-	13,177,222.15
Personnel Services		45,500,247.83	48,469,235.61	-	161,354,733.93	65,719,251.43	44,482,252.01	37,976,008.34	-	148,177,511.78	-	937,096.07	-	13,177,222.15
Basic Salary- Civilian	50101010 01	-	-	-	-	-	-	-	-	-	-	-	-	-
Pension Benefits- Civilian	50104010 01	-	-	-	-	-	-	-	-	-	-	-	-	-
Retirement and Gratuity- Civilian	50104020 01	-	-	-	-	-	-	-	-	-	-	-	-	-
Terminal Leave Benefits- Civilian	50104030 01	45,500,247.83	48,469,235.61	-	161,354,733.93	65,719,251.43	44,482,252.01	37,976,008.34	-	148,177,511.78	-	937,096.07	-	13,177,222.15
QRF BAYANIHAN ACT (SARO-BMB-B-20-0007975)		37,406,996,807.38	4,402,506,030.67	-	41,809,502,838.05	-	35,324,791,057.16	3,437,624,483.81	-	38,762,415,540.97	-	3,908,393,791.95	-	3,047,087,297.09
Maintenance and Other Operating Expenses		34,856,885,946.86	3,693,090,674.19	-	38,549,976,621.05	-	33,760,330,540.96	2,593,814,710.37	-	36,354,145,251.33	-	2,674,147,848.95	-	2,195,831,369.73
Travel Expenses-Local	5020101000	52,331.00	356,567.18	-	408,898.18	-	20,914.00	372,059.18	-	392,973.18	-	639,603.51	-	15,925.00
Travel Expenses-Foreign	5020102000	-	-	-	-	-	-	-	-	-	-	-	-	-
Training Expenses	5020201002	-	195,117.00	-	195,117.00	-	-	195,117.00	-	195,117.00	-	-	-	-
Scholarship Grants/ Expenses	5020202000	-	-	-	-	-	-	-	-	-	-	-	-	-
Office Supplies Expenses	5020301002	350,297.86	992,973.70	-	1,343,271.56	-	-	451,139.58	-	451,139.58	-	475,953.25	-	892,131.98
Accountable Forms Expenses	5020302000	-	-	-	-	-	-	-	-	-	-	-	-	-
Non-accountable Forms Expenses	5020303000	-	-	-	-	-	-	-	-	-	-	-	-	-
Animal/Zoological Supplies Expenses	5020304000	-	-	-	-	-	-	-	-	-	-	-	-	-
Food Supplies Expenses	5020305000	7,315,560.60	15,038,578.76	-	22,354,139.36	-	3,925,730.72	10,011,347.98	-	13,937,078.70	-	94,057.50	-	8,417,060.66
Welfare Goods Expenses	5020306000	-	-	-	-	-	-	-	-	-	-	-	-	-
Drugs and Medicines Expenses	5020307000	23,243,799.20	65,181,351.75	-	88,425,150.95	-	2,463,648.84	10,814,178.46	-	13,277,827.30	-	-	-	75,147,323.65
Medical, Dental and Laboratory Supplies Expenses	5020308000	34,034,083,637.43	1,023,788,209.10	-	35,057,871,846.53	-	33,398,106,902.15	743,225,963.85	-	34,141,332,866.00	-	2,671,099,835.85	-	916,538,980.53
Fuel, Oil and Lubricants Expenses	5020309000	118,428.35	2,114,555.20	-	2,232,983.55	-	54,717.38	759,509.25	-	814,226.63	-	-	-	1,418,756.92
Agricultural Supplies Expenses	5020310000	-	-	-	-	-	-	-	-	-	-	-	-	-
Textbooks and Instructional Materials Expenses	5020311001	-	-	-	-	-	-	-	-	-	-	-	-	-
Semi-Expendable - Machinery	5020321001	-	-	-	-	-	-	-	-	-	-	-	-	-
Semi-Expendable - Office Equipment	5020321002	130,600.00	364,634.00	-	495,234.00	-	-	210,139.00	-	210,139.00	-	-	-	285,095.00
Semi-Expendable - Information and Communication	5020321003	89,641.00	430,015.00	-	519,656.00	-	-	468,356.00	-	468,356.00	-	-	-	51,300.00
Semi-Expendable - Agricultural and Forestry Equipm	5020321004	-	-	-	-	-	-	-	-	-	-	-	-	-
Semi-Expendable - Marine and Fishery Equipment	5020321005	-	-	-	-	-	-	-	-	-	-	-	-	-
Semi-Expendable - Airport Equipment	5020321006	-	-	-	-	-	-	-	-	-	-	-	-	-
Semi-Expendable - Communication Equipment	5020321007	20,000.00	127,700.00	-	147,700.00	-	-	20,000.00	-	20,000.00	-	-	-	127,700.00
Semi-Expendable - Disaster Response and Rescue Eq	5020321008	-	-	-	-	-	-	-	-	-	-	-	-	-
Semi-Expendable - Military, Police and Security Equip	5020321009	-	-	-	-	-	-	-	-	-	-	-	-	-
Semi-Expendable - Medical Equipment	5020321010	2,744,350.00	4,958,311.00	-	7,702,661.00	-	-	543,363.93	-	543,363.93	-	-	-	7,159,297.07
Semi-Expendable - Printing Equipment	5020321011	-	-	-	-	-	-	-	-	-	-	-	-	-
Semi-Expendable Machinery and Equipment Expense	5020321000	-	13,600.00	-	13,600.00	-	-	-	-	-	-	-	-	13,600.00
Semi-Expendable - Sports Equipment	5020321012	-	-	-	-	-	-	-	-	-	-	-	-	-
Semi-Expendable - Technical and Scientific Equipm	5020321013	-	-	-	-	-	-	-	-	-	-	-	-	-
Semi-Expendable - Other Machinery and Equipment	5020321099	887,901.98	2,263,185.50	-	3,151,087.48	-	27,000.00	1,063,273.24	-	1,090,273.24	-	-	-	2,060,814.24
Semi-Expendable - Furniture and Fixtures	5020322001	116,700.00	139,878.00	-	256,578.00	-	-	130,283.45	-	130,283.45	-	-	-	126,294.55
Semi-Expendable - Books	5020322002	-	-	-	-	-	-	-	-	-	-	-	-	-
Semi-Expendable Furniture, Fixtures and Books Expe	5020322000	298,130.00	114,858.68	-	412,988.68	-	-	409,760.76	-	409,760.76	-	-	-	3,227.92
Other Supplies and Materials Expenses	5020399000	6,163,377.88	15,867,362.95	-	22,030,740.83	-	239,558.90	7,500,117.60	-	7,739,676.50	-	390,160.00	-	14,291,064.33
Water Expenses	5020401000	2,575,198.07	1,550,722.13	-	4,125,920.20	-	2,575,198.07	1,508,549.96	-	4,083,748.03	-	-	-	42,172.17
Electricity Expenses	5020402000	8,565,004.54	12,423,334.85	-	20,988,339.39	-	5,767,623.99	12,842,633.92	-	18,610,257.91	-	-	-	2,378,081.48

PARTICULARS	UACS CODE	TOTAL OBLIGATION				CURRENT YEAR DISBURSEMENTS					BALANCES			
		2nd Qtr ending June 30	3rd Qtr ending September 30	4th Qtr ending December 31	TOTAL	1st Qtr ending March 31	2nd Qtr ending June 30	3rd Qtr ending Sept. 30	4th Qtr ending Dec. 31	TOTAL	Unreleased Appropriation	Unobligated Allotment	UNPAID OBLIGATION	
													Due and Demandable	Not Yet Due and Demandable
1	2	13	14	15	16=(12+13+14+15)	17	18	19	20	21=(17+18+19+20)	22=(6-11)	23=(11-16)	24	25
Gas/Heating Expenses	5020403000	-	-	-	-	-	-	-	-	-	-	-	-	-
Postage and Courier Services	5020501000	-	-	-	-	-	-	-	-	-	-	-	-	-
Telephone- Mobile	5020502001	43,773.79	933,707.52	-	977,481.31	-	-	827,140.63	-	827,140.63	-	873,992.82	-	150,340.68
Telephone- Landline	5020502002	129,966.68	-	-	129,966.68	-	-	129,966.68	-	129,966.68	-	-	-	-
Internet Subscription Expenses	5020503000	296,883.07	65,000.00	-	361,883.07	-	-	357,820.57	-	357,820.57	-	-	-	4,062.50
Cable, Satellite, Telegraph and Radio Expenses	5020504000	-	500.00	-	500.00	-	-	500.00	-	500.00	-	-	-	-
Awards/ Rewards Expenses	5020601001	-	-	-	-	-	-	-	-	-	-	-	-	-
Rewards and Incentives	5020601002	-	500,000.00	-	500,000.00	-	-	500,000.00	-	500,000.00	-	-	-	-
Prizes	5020602000	-	-	-	-	-	-	-	-	-	-	-	-	-
Survey Expenses	5020701000	-	-	-	-	-	-	-	-	-	-	-	-	-
ICT Research, Exploration and Development Expense	5020702001	-	-	-	-	-	-	-	-	-	-	-	-	-
Research, Exploration and Development Expenses	5020702002	-	-	-	-	-	-	-	-	-	-	-	-	-
Confidential Expenses	5021001000	-	-	-	-	-	-	-	-	-	-	-	-	-
Intelligence Expenses	5021002000	-	-	-	-	-	-	-	-	-	-	-	-	-
Extraordinary and Miscellaneous Expenses	5021003000	-	-	-	-	-	-	-	-	-	-	-	-	-
Legal Services	5021101000	-	-	-	-	-	-	-	-	-	-	-	-	-
Auditing Services	5021102000	-	-	-	-	-	-	-	-	-	-	-	-	-
Consultancy Services	5021103002	379,250.83	5,983,938.74	-	6,363,189.57	-	362,049.32	5,667,404.65	-	6,029,453.97	-	-	-	333,735.60
Other Professional Services	5021199000	294,705,010.49	955,113,350.51	-	1,249,818,361.00	-	124,726,595.83	722,463,596.06	-	847,190,191.89	-	0.00	-	402,628,169.12
Environment/Sanitary Services	5021201000	-	1,890,525.00	-	1,890,525.00	-	-	-	-	-	-	-	-	1,890,525.00
Janitorial Services	5021202000	5,146,075.75	6,861,710.96	-	12,007,786.71	-	3,263,245.45	4,905,683.09	-	8,168,928.54	-	-	-	3,838,858.17
Security Services	5021203000	4,840,906.75	9,671,919.25	-	14,512,826.00	-	3,377,104.50	6,691,315.59	-	10,068,420.09	-	-	-	4,444,405.91
Other General Services	5021299099	1,586,494.83	3,967,522.73	-	5,554,017.56	-	1,518,832.86	2,068,218.83	-	3,587,051.69	-	-	-	1,966,965.87
RM - Investment Property	5021301000	-	-	-	-	-	-	-	-	-	-	-	-	-
RM - Other Land Improvements	5021302099	-	-	-	-	-	-	-	-	-	-	-	-	-
RM - Road Networks	5021303001	-	-	-	-	-	-	-	-	-	-	-	-	-
RM - Flood Control Systems	5021303002	-	-	-	-	-	-	-	-	-	-	-	-	-
RM - Sewer Systems	5021303003	-	-	-	-	-	-	-	-	-	-	-	-	-
RM - Water Supply System	5021303004	-	-	-	-	-	-	-	-	-	-	-	-	-
RM - Power Supply Systems	5021303005	-	-	-	-	-	-	-	-	-	-	-	-	-
RM - Communication Networks	5021303006	-	-	-	-	-	-	-	-	-	-	-	-	-
RM - Airport Systems	5021303008	-	-	-	-	-	-	-	-	-	-	-	-	-
RM - Other Infrastructure Assets	5021303099	-	-	-	-	-	-	-	-	-	-	-	-	-
RM - Buildings	5021304001	-	-	-	-	-	-	-	-	-	-	-	-	-
RM - Hospitals and Health Centers	5021304003	3,311,570.31	4,243,154.42	-	7,554,724.73	-	1,435,133.75	2,756,202.90	-	4,191,336.65	-	106,105.72	-	3,363,388.08
RM - Hotels and Dormitories	5021304006	-	-	-	-	-	-	-	-	-	-	-	-	-
RM - Other Structures	5021304099	-	350,000.00	-	350,000.00	-	-	350,000.00	-	350,000.00	-	-	-	-
RM - Machinery	5021305001	-	-	-	-	-	-	-	-	-	-	-	-	-
RM - Office Equipment	5021305002	-	22,590.00	-	22,590.00	-	-	13,595.00	-	13,595.00	-	11,000.00	-	8,995.00
RM - ICT Equipment	5021305003	-	-	-	-	-	-	-	-	-	-	-	-	-
RM -Agricultural and Forestry Equipment	5021305004	-	-	-	-	-	-	-	-	-	-	-	-	-
RM -Marine and Fishery Equipment	5021305005	-	-	-	-	-	-	-	-	-	-	-	-	-
RM - Airport Equipment	5021305006	-	-	-	-	-	-	-	-	-	-	-	-	-
RM - Communication Equipment	5021305007	-	-	-	-	-	-	-	-	-	-	-	-	-
RM - Disaster Response and Rescue Equipment	5021305009	-	-	-	-	-	-	-	-	-	-	-	-	-
RM - Military, Police and Security Equipment	5021305010	-	-	-	-	-	-	-	-	-	-	-	-	-
RM - Medical Equipment	5021305011	324,843.00	528,919.00	-	853,762.00	-	24,949.40	277,093.00	-	302,042.40	-	-	-	551,719.60
RM - Printing Equipment	5021305012	-	-	-	-	-	-	-	-	-	-	-	-	-
RM - Sports Equipment	5021305013	-	-	-	-	-	-	-	-	-	-	-	-	-
RM - Technical and Scientific Equipment	5021305014	-	-	-	-	-	-	-	-	-	-	-	-	-
RM - Other Machinery and Equipment	5021305099	-	242,200.00	-	242,200.00	-	-	12,937.50	-	12,937.50	-	20,600.00	-	229,262.50
RM - Motor Vehicles	5021306001	150.00	27,988.26	-	28,138.26	-	-	27,740.26	-	27,740.26	-	-	-	398.00
RM - Trains	5021306002	-	-	-	-	-	-	-	-	-	-	-	-	-
RM - Watercrafts	5021306004	-	-	-	-	-	-	-	-	-	-	-	-	-
RM - Other Transportation Equipment	5021306099	-	-	-	-	-	-	-	-	-	-	-	-	-
RM - Furniture and Fixtures	5021307000	-	-	-	-	-	-	-	-	-	-	-	-	-
RM - Leased Assets, Buildings and other structures	5021308001	-	-	-	-	-	-	-	-	-	-	-	-	-
RM - Leased Assets, Machinery and Equipment	5021308002	-	-	-	-	-	-	-	-	-	-	-	-	-
RM - Leased Assets, ICT Machinery and Equipment	5021308004	-	-	-	-	-	-	-	-	-	-	-	-	-
RM - Leased Assets, Transportation Equipment	5021308003	-	-	-	-	-	-	-	-	-	-	-	-	-
RM - Leased Assets, Other Leased Assets	5021308099	-	-	-	-	-	-	-	-	-	-	-	-	-
RM - Leased Assets Improvements, Land	5021309001	-	-	-	-	-	-	-	-	-	-	-	-	-
RM - Leased Assets Improvements , Buildings	5021309002	-	-	-	-	-	-	-	-	-	-	-	-	-
RM - Other Leased Assets Improvements	5021309099	-	-	-	-	-	-	-	-	-	-	-	-	-
RM - Historical Buildings	5021310001	-	-	-	-	-	-	-	-	-	-	-	-	-

PARTICULARS	UACS CODE	TOTAL OBLIGATION				CURRENT YEAR DISBURSEMENTS					BALANCES			
		2nd Qtr ending June 30	3rd Qtr ending September 30	4th Qtr ending December 31	TOTAL	1st Qtr ending March 31	2nd Qtr ending June 30	3rd Qtr ending Sept. 30	4th Qtr ending Dec. 31	TOTAL	Unreleased Appropriation	Unobligated Allotment	UNPAID OBLIGATION	
													Due and Demandable	Not Yet Due and Demandable
1	2	13	14	15	16=(12+13+14+15)	17	18	19	20	21=(17+18+19+20)	22=(6-11)	23=(11-16)	24	25
RM - Work of Arts and Archeological Specimens	5021310002	-	-	-	-	-	-	-	-	-	-	-	-	-
RM - Other Heritage Assets	5021310099	-	-	-	-	-	-	-	-	-	-	-	-	-
RM- Semi-Expendable - Machinery	5021321001	-	-	-	-	-	-	-	-	-	-	-	-	-
RM- Semi-Expendable - Office Equipment	5021321002	-	-	-	-	-	-	-	-	-	-	-	-	-
RM- Semi-Expendable - Information and Communica	5021321003	-	-	-	-	-	-	-	-	-	-	-	-	-
RM- Semi-Expendable - Agricultural and Forestry Equi	5021321004	-	-	-	-	-	-	-	-	-	-	-	-	-
RM- Semi-Expendable - Marine and Fishery Equipme	5021321005	-	-	-	-	-	-	-	-	-	-	-	-	-
RM- Semi-Expendable - Communication Equipment	5021321007	-	-	-	-	-	-	-	-	-	-	-	-	-
RM- Semi-Expendable - Disaster Response and Rescu	5021321008	-	-	-	-	-	-	-	-	-	-	-	-	-
RM- Semi-Expendable - Military Police and Security E	5021321009	-	-	-	-	-	-	-	-	-	-	-	-	-
RM- Semi-Expendable - Medical Equipment	5021321010	1,164,800.00	-	-	1,164,800.00	-	-	-	-	-	-	-	-	1,164,800.00
RM- Semi-Expendable - Printing Equipment	5021321011	-	-	-	-	-	-	-	-	-	-	-	-	-
RM- Semi-Expendable - Sports Equipment	5021321012	-	-	-	-	-	-	-	-	-	-	-	-	-
RM- Semi-Expendable - Technical and Scientific Equi	5021321013	-	-	-	-	-	-	-	-	-	-	-	-	-
RM- Semi-Expendable - Other Machinery and Equipm	5021321099	-	-	-	-	-	-	-	-	-	-	-	-	-
RM- Semi-Expendable - Furniture and Fixtures	5021322001	-	-	-	-	-	-	-	-	-	-	-	-	-
RM- Semi-Expendable - Books	5021322002	-	-	-	-	-	-	-	-	-	-	-	-	-
RM - Other Property, Plant and Equipment	5021399099	-	20,600.00	-	20,600.00	-	-	20,600.00	-	20,600.00	-	-	-	-
Subsidy to National Government Agencies	5021401000	-	-	-	-	-	-	-	-	-	-	-	-	-
Financial Assistance to NGAs	5021402000	-	135,643,709.34	-	135,643,709.34	-	-	118,629,654.60	-	118,629,654.60	-	-	-	17,014,054.74
Financial Assistance to LGU	5021403000	-	-	-	-	-	-	-	-	-	-	-	-	-
Subsidy Support to Operations of GOCCs	5021404001	31,441,194.00	449,204,747.70	-	480,645,941.70	-	31,441,194.00	339,496,981.90	-	370,938,175.90	-	-	-	109,707,765.80
Financial Assistance to NGOs/POs	5021405000	-	-	-	-	-	-	-	-	-	-	-	-	-
Internal Revenue Allotment	5021406000	-	-	-	-	-	-	-	-	-	-	-	-	-
Subsidy to Regional Offices/Staff Bureaus	5021407000	-	-	-	-	-	-	-	-	-	-	-	-	-
Subsidy to Operating Units	5021408000	-	-	-	-	-	-	-	-	-	-	-	-	-
Subsidy to Other Funds	5021409000	-	-	-	-	-	-	-	-	-	-	-	-	-
Subsidy- Others	5021499000	22,619,860.39	27,839,036.30	-	50,458,896.69	-	20,005,255.00	22,111,336.39	-	42,116,591.39	-	-	-	8,342,305.30
Taxes, Duties and Licenses	5021501001	-	24,530.00	-	24,530.00	-	-	4,220.00	-	4,220.00	-	-	-	20,310.00
Tax Refund	5021501002	-	-	-	-	-	-	-	-	-	-	-	-	-
Fidelity Bond Premiums	5021502000	-	11,250.00	-	11,250.00	-	-	11,250.00	-	11,250.00	-	-	-	-
Insurance Expenses	5021503000	-	75,600.00	-	75,600.00	-	-	75,600.00	-	75,600.00	-	61,000.00	-	-
Labor and Wages	5021601000	-	-	-	-	-	-	-	-	-	-	-	-	-
Advertising Expenses	5029901000	-	-	-	-	-	-	-	-	-	-	-	-	-
Printing and Publication Expenses	5029902000	3,044.09	3,044.09	-	-	-	-	-	-	-	-	25,059.00	-	-
Representation Expenses	5029903000	2,500,000.00	72,522,881.75	-	75,022,881.75	-	2,500,000.00	7,932,053.82	-	10,432,053.82	-	-	-	64,590,827.93
Transportation and Delivery Expenses	5029904000	25,000.00	880,863.39	-	905,863.39	-	-	905,863.39	-	905,863.39	-	350,481.30	-	-
Rent- Building and Structures	5029905001	25,000.00	554,000.00	-	579,000.00	-	25,000.00	554,000.00	-	579,000.00	-	-	-	-
Rent- Lands	5029905002	-	-	-	-	-	-	-	-	-	-	-	-	-
Rent- Motor Vehicles	5029905003	-	18,810,107.55	-	18,810,107.55	-	-	219,465.00	-	219,465.00	-	-	-	18,590,642.55
Rent- Equipment	5029905004	-	6,594,503.59	-	6,594,503.59	-	-	967,980.00	-	967,980.00	-	-	-	5,626,523.59
Rent- Living Quarters	5029905005	-	13,717,889.88	-	13,717,889.88	-	-	12,212,110.16	-	12,212,110.16	-	-	-	1,505,779.72
Operating Lease	5029905006	-	-	-	-	-	-	-	-	-	-	-	-	-
Financial Lease	5029905007	-	-	-	-	-	-	-	-	-	-	-	-	-
Rents - ICT Machinery and Equipment	5029905008	-	479,833.33	-	479,833.33	-	-	449,843.75	-	449,843.75	-	-	-	29,989.58
Membership Dues and Contributions to Organization	5029906000	-	-	-	-	-	-	-	-	-	-	-	-	-
SE- Cloud Computing Service	5029907003	-	-	-	-	-	-	-	-	-	-	-	-	-
SE- Data Center Service	5029907002	-	-	-	-	-	-	-	-	-	-	-	-	-
SE- ICT Software Subscription	5029907001	-	-	-	-	-	-	-	-	-	-	-	-	-
SE-Library and Other Reading Materials Subscription	5029907004	-	-	-	-	-	-	-	-	-	-	-	-	-
SE- Other Subscription Expenses	5029907099	-	-	-	-	-	-	-	-	-	-	-	-	-
Donations	5029908000	-	-	-	-	-	-	-	-	-	-	-	-	-
Litigation/Acquired Assets Expenses	5029909000	-	-	-	-	-	-	-	-	-	-	-	-	-
Website Maintenance	5029999001	-	8,046,788.56	-	8,046,788.56	-	-	5,769,866.81	-	5,769,866.81	-	-	-	2,276,921.75
Other Maintenance and Operating Expenses	5029999099	401,587,164.97	822,343,395.70	-	1,223,930,560.67	-	158,469,886.80	546,878,876.63	-	705,348,763.43	-	-	-	518,581,797.24
Capital Outlay		2,550,110,860.52	709,415,356.48	-	3,259,526,217.00	-	1,564,460,516.20	843,809,773.44	-	2,408,270,289.64	-	1,234,245,943.00	-	851,255,927.36
Hospitals and Health Centers	5060404003	7,259,825.00	-	-	7,259,825.00	-	74,975.00	6,004,850.00	-	6,079,825.00	-	9,295,175.00	-	1,180,000.00
Information and Communication Technology Equipm	5060405003	311,800.00	439,926.00	-	751,726.00	-	-	637,726.00	-	637,726.00	-	-	-	114,000.00
Machinery	5060405001	-	-	-	-	-	-	-	-	-	-	-	-	-
Marine and Fishery Equipment	5060405005	-	-	-	-	-	-	-	-	-	-	-	-	-
Medical Equipment	5060405011	2,541,436,768.82	702,927,430.48	-	3,244,364,199.30	-	1,563,434,735.22	831,684,536.72	-	2,395,119,271.94	-	1,224,950,768.00	-	849,244,927.36
Office Equipment	5060405002	-	-	-	-	-	-	-	-	-	-	-	-	-
Other Machinery and Equipment	5060405099	921,466.70	-	-	921,466.70	-	921,466.70	-	-	921,466.70	-	-	-	-
Motor Vehicles	5060406001	-	6,048,000.00	-	6,048,000.00	-	-	5,481,000.00	-	5,481,000.00	-	-	-	567,000.00

PARTICULARS	UACS CODE	TOTAL OBLIGATION				CURRENT YEAR DISBURSEMENTS					BALANCES			
		2nd Qtr ending June 30	3rd Qtr ending September 30	4th Qtr ending December 31	TOTAL	1st Qtr ending March 31	2nd Qtr ending June 30	3rd Qtr ending Sept. 30	4th Qtr ending Dec. 31	TOTAL	Unreleased Appropriation	Unobligated Allotment	UNPAID OBLIGATION	
													Due and Demandable	Not Yet Due and Demandable
1	2	13	14	15	16=(12+13+14+15)	17	18	19	20	21=(17+18+19+20)	22=(6-11)	23=(11-16)	24	25
Furniture and Fixtures	5060407001	181,000.00	-	-	181,000.00	-	29,339.28	1,660.72	-	31,000.00	-	-	-	150,000.00
RA RA11469 QRF-PCR		1,912,373,520.00	-	-	1,912,373,520.00	-	1,912,373,520.00	-	-	1,912,373,520.00	-	126,480.00	-	-
Maintenance and Other Operating Expenses		1,912,373,520.00	-	-	1,912,373,520.00	-	1,912,373,520.00	-	-	1,912,373,520.00	-	126,480.00	-	-
Medical, Dental and Laboratory Supplies Expenses	5020308000	1,912,373,520.00	-	-	1,912,373,520.00	-	1,912,373,520.00	-	-	1,912,373,520.00	-	126,480.00	-	-
Co Contingent Fund		-	-	-	50,000.00	-	50,000.00	-	-	50,000.00	-	-	-	-
Maintenance and Other Operating Expenses		-	-	-	50,000.00	-	50,000.00	-	-	50,000.00	-	-	-	-
Consultancy Services	5021103002	-	-	-	50,000.00	-	50,000.00	-	-	50,000.00	-	-	-	-
Ca Calamity fund		22,585,561.53	47,023,781.38	-	262,984,585.95	-	192,976,873.48	13,239,504.74	-	206,216,378.22	-	237,015,414.05	-	56,768,207.73
Maintenance and Other Operating Expenses		22,585,561.53	47,023,781.38	-	262,984,585.95	-	192,976,873.48	13,239,504.74	-	206,216,378.22	-	237,015,414.05	-	56,768,207.73
Travel Expenses-Local	5020101000	-	893,354.60	-	893,354.60	-	-	36,917.50	-	36,917.50	-	8,000,000.00	-	856,437.10
Travel Expenses-Foreign	5020102000	-	-	-	-	-	-	-	-	-	-	-	-	-
Training Expenses	5020201002	-	-	-	-	-	-	-	-	-	-	7,373,967.29	-	-
Scholarship Grants/ Expenses	5020202000	-	-	-	-	-	-	-	-	-	-	-	-	-
Office Supplies Expenses	5020301002	-	350,476.00	-	350,476.00	-	-	-	-	-	-	4,718,731.61	-	350,476.00
Accountable Forms Expenses	5020302000	-	-	-	-	-	-	-	-	-	-	-	-	-
Non-accountable Forms Expenses	5020303000	-	-	-	-	-	-	-	-	-	-	-	-	-
Animal/Zoological Supplies Expenses	5020304000	-	-	-	-	-	-	-	-	-	-	-	-	-
Food Supplies Expenses	5020305000	-	87,521.00	-	87,521.00	-	-	-	-	-	-	-	-	87,521.00
Welfare Goods Expenses	5020306000	-	-	-	-	-	-	-	-	-	-	-	-	-
Drugs and Medicines Expenses	5020307000	1,384,837.80	2,822,318.37	-	4,207,156.17	-	-	-	-	-	-	492,843.83	-	4,207,156.17
Medical, Dental and Laboratory Supplies Expenses	5020308000	9,713,266.03	17,269,856.85	-	220,358,365.92	-	187,615,420.98	3,233,384.09	-	190,848,805.07	-	36,810,562.08	-	29,509,560.85
Fuel, Oil and Lubricants Expenses	5020309000	-	345,846.48	-	345,846.48	-	-	331,226.17	-	331,226.17	-	1,044,700.65	-	14,620.31
Other Supplies and Materials Expenses	5020399000	4,380,635.00	1,362,445.00	-	5,743,080.00	-	2,478,855.00	155,345.00	-	2,634,200.00	-	97,544,711.69	-	3,108,880.00
Water Expenses	5020401000	-	-	-	-	-	-	-	-	-	-	-	-	-
Electricity Expenses	5020402000	-	-	-	-	-	-	-	-	-	-	-	-	-
Gas/Heating Expenses	5020403000	-	-	-	-	-	-	-	-	-	-	-	-	-
Postage and Courier Services	5020501000	-	-	-	-	-	-	-	-	-	-	-	-	-
Telephone- Mobile	5020502001	-	12,500.00	-	12,500.00	-	-	12,500.00	-	12,500.00	-	4,556,901.98	-	-
Legal Services	5021101000	-	66,000.00	-	66,000.00	-	-	66,000.00	-	66,000.00	-	-	-	-
Auditing Services	5021102000	-	-	-	-	-	-	-	-	-	-	-	-	-
Consultancy Services	5021103002	-	-	-	-	-	-	-	-	-	-	-	-	-
Other Professional Services	5021199000	-	14,586,240.05	-	14,586,240.05	-	-	6,395,106.67	-	6,395,106.67	-	24,694,062.78	-	8,191,133.38
Environment/Sanitary Services	5021201000	1,129,397.50	750,640.00	-	1,880,037.50	-	1,129,397.50	-	-	1,129,397.50	-	119,962.50	-	750,640.00
RM - Buildings	5021304001	-	27,153.62	-	27,153.62	-	-	27,153.62	-	27,153.62	-	-	-	-
RM - Motor Vehicles	5021306001	-	10,236.00	-	10,236.00	-	-	10,236.00	-	10,236.00	-	-	-	-
RM - Trains	5021306002	-	-	-	-	-	-	-	-	-	-	-	-	-
Financial Assistance to LGU	5021403000	-	640,000.00	-	640,000.00	-	-	-	-	-	-	-	-	640,000.00
Subsidy Support to Operations of GOCCs	5021404001	-	-	-	-	-	-	-	-	-	-	-	-	-
Financial Assistance to NGOs/POs	5021405000	-	-	-	-	-	-	-	-	-	-	-	-	-
Internal Revenue Allotment	5021406000	-	-	-	-	-	-	-	-	-	-	-	-	-
Subsidy to Regional Offices/Staff Bureaus	5021407000	-	-	-	-	-	-	-	-	-	-	-	-	-
Subsidy to Operating Units	5021408000	-	141,468.61	-	141,468.61	-	-	141,468.61	-	141,468.61	-	10,860,356.39	-	-
Subsidy to Other Funds	5021409000	-	-	-	-	-	-	-	-	-	-	-	-	-
Subsidy- Others	5021499000	-	-	-	-	-	-	-	-	-	-	-	-	-
Taxes, Duties and Licenses	5021501001	-	-	-	-	-	-	-	-	-	-	-	-	-
Tax Refund	5021501002	-	-	-	-	-	-	-	-	-	-	-	-	-
Fidelity Bond Premiums	5021502000	-	-	-	-	-	-	-	-	-	-	-	-	-
Insurance Expenses	5021503000	-	-	-	-	-	-	-	-	-	-	-	-	-
Labor and Wages	5021601000	316,750.00	149,734.68	-	466,484.68	-	316,750.00	68,727.08	-	385,477.08	-	-	-	81,007.60
Advertising Expenses	5029901000	-	-	-	-	-	-	-	-	-	-	-	-	-
Printing and Publication Expenses	5029902000	-	-	-	-	-	-	-	-	-	-	-	-	-
Representation Expenses	5029903000	5,500,000.00	6,200,000.00	-	11,700,000.00	-	1,436,450.00	1,858,100.00	-	3,294,550.00	-	-	-	8,405,450.00
Transportation and Delivery Expenses	5029904000	-	225,500.00	-	225,500.00	-	-	-	-	-	-	2,002,824.80	-	225,500.00
Rent- Building and Structures	5029905001	-	-	-	-	-	-	-	-	-	-	-	-	-
Rent- Lands	5029905002	-	-	-	-	-	-	-	-	-	-	-	-	-
Rent- Motor Vehicles	5029905003	-	251,050.12	-	251,050.12	-	-	71,900.00	-	71,900.00	-	1,449.88	-	179,150.12
Other Maintenance and Operating Expenses	5029999099	160,675.20	831,440.00	-	992,115.20	-	-	831,440.00	-	831,440.00	-	38,794,338.57	-	160,675.20
World Bank Loan (1st year funding reqts for COVID-19 ERP)		-	1,721,517.56	-	1,721,517.56	-	-	-	-	-	-	2,689,621,701.44	-	1,721,517.56
Maintenance and Other Operating Expenses		-	1,721,517.56	-	1,721,517.56	-	-	-	-	-	-	1,236,136,736.44	-	1,721,517.56
Other Professional Services	5021199000	-	1,721,517.56	-	1,721,517.56	-	-	-	-	-	-	-	-	1,721,517.56

PARTICULARS	UACS CODE	TOTAL OBLIGATION				CURRENT YEAR DISBURSEMENTS					BALANCES			
		2nd Qtr ending June 30	3rd Qtr ending September 30	4th Qtr ending December 31	TOTAL	1st Qtr ending March 31	2nd Qtr ending June 30	3rd Qtr ending Sept. 30	4th Qtr ending Dec. 31	TOTAL	Unreleased Appropriation	Unobligated Allotment	UNPAID OBLIGATION	
													Due and Demandable	Not Yet Due and Demandable
1	2	13	14	15	16={12+13+14+15}	17	18	19	20	21={17+18+19+20}	22={6-11}	23={11-16}	24	25
Other Maintenance and Operating Expenses	5029999099	-	-	-	-	-	-	-	-	-	-	1,236,136,736.44	-	-
Capital Outlay		-	-	-	-	-	-	-	-	-	-	1,453,484,965.00	-	-
Hospitals and Health Centers	5060404003	-	-	-	-	-	-	-	-	-	-	300,000,000.00	-	-
Medical Equipment	5060405011	-	-	-	-	-	-	-	-	-	-	1,065,984,965.00	-	-
Motor Vehicles	5060406001	-	-	-	-	-	-	-	-	-	-	87,500,000.00	-	-
Asian Development Bank		-	-	-	-	-	-	-	-	-	-	1,205,700.00	-	-
Maintenance and Other Operating Expenses		-	-	-	-	-	-	-	-	-	-	1,205,700.00	-	-
Consultancy Services	5021103002	-	-	-	-	-	-	-	-	-	-	1,205,700.00	-	-
TOTAL CURRENT		65,752,675,098.55	25,293,932,772.08	-	109,231,633,045.70	12,500,090,012.85	57,112,948,464.22	21,482,926,897.06	-	91,095,965,374.13	5,092,622,000.00	47,902,854,058.73	-	18,133,946,154.01

SUMMARY OF APPROPRIATIONS, ALLOTMENTS, OBLIGATIONS, DISBURSEMENTS AND BALANCES BY OBJECT OF EXPENDITURES
As of the Quarter Ending September 30, 2020

Department: HEALTH
Agency:

Operating Unit: ALL

Organization Code (UACS):

Fund Cluster: 01 - Regular Agency Fund, 04 - Special Accounts/ Foreign Assisted, 03- Locally Funded/Grants Fund

Current Year Appropriations
Continuing Appropriations

PARTICULARS	UACS CODE	APPROPRIATION				ALLOTMENTS					1st Qtr ending March 31		
		Authorized Appropriation	Adjustments (Transfer To/From Realignment)		Adjusted Appropriations	Allotments Received	Adjustments (Withdrawal, Realignment)	(Transfer to)	Transfer from	Adjusted Total Allotments			
			Outside Dept.	Within Dept.									
1	2	3	4	5	6=(3+4+5)	7	8	9	10	11=(7+8+9+10)	12		
CONAP													
A. Agency Specific Budget		14,870,477,445.57	-	32,874,356.22	14,903,351,801.79	10,634,703,911.15	32,874,356.22	-	1,102,703,741.05	1,102,703,741.05	10,667,578,267.37	2,041,165,893.27	
Personnel Services		3,687,596,883.92	-	13,549,964.00	3,674,046,919.92	383,460,755.57	-	13,549,964.00	-	65,474,354.84	65,474,354.84	369,910,791.57	132,956,125.88
Basic Salary- Civilian	50101010 01	240,400,066.36	-	112,986,140.09	127,413,926.27	211,400,066.36	-	112,986,140.09	-	-	-	98,413,926.27	13,918,151.63
Salaries and Wages - Casual/ Contractual	50101020 00	46,745,329.62	-	1,859,882.11	48,605,211.73	46,745,329.62	-	1,859,882.11	-	-	-	48,605,211.73	28,415,724.38
PERA-Civilian	50102010 01	3,717,434.35	-	2,307,305.27	6,024,739.62	3,717,434.35	-	2,307,305.27	-	-	-	6,024,739.62	2,497,315.11
Representation Allowance (RA)	50102020 00	407,389.70	-	35,645.73	443,035.43	407,389.70	-	10,295.73	-	25,350.00	-	443,035.43	196,200.00
Transportation Allowance (TA)	50102030 01	413,250.00	-	18,016.22	431,266.22	413,250.00	-	18,016.22	-	-	-	431,266.22	128,141.22
Clothing/Uniform Allowance- Civilian	50102040 01	1,194,106.99	-	822,106.99	372,000.00	1,194,106.99	-	822,106.99	-	-	-	372,000.00	186,000.00
Subsistence Allowance- Magna Carta Benefits for Public Health Workers	50102050 03	4,237,581.64	-	448,033.49	3,789,548.15	4,237,581.64	-	457,532.97	-	9,499.48	-	3,789,548.15	1,980,612.56
Laundry Allowance- Magna Carta Benefits for Public Health Workers	50102060 04	822,229.15	-	85,178.37	737,050.78	822,229.15	-	116,501.70	-	31,323.33	-	737,050.78	345,768.20
Quarters Allowance- Magna Carta Benefits for Public Health Workers	50102070 04	-	-	-	-	-	-	-	-	-	-	-	-
Productivity Incentive Allowance- Civilian	50102080 01	-	-	-	-	-	-	-	-	-	-	-	-
Overseas Allowance-Civilian	50102090 01	-	-	-	-	-	-	-	-	-	-	-	-
Honoraria- Civilian	50102100 01	-	-	-	-	-	-	-	-	-	-	-	-
HP- Magna Carta Benefits for Public Health Workers	50102110 05	19,169,726.59	-	10,298,404.95	29,468,131.54	19,169,726.59	-	10,298,216.61	-	188.34	-	29,468,131.54	8,657,375.84
Longevity Pay- Magna Carta Benefits for Public Health Workers	50102120 04	397,960.37	-	470,529.16	868,489.53	397,960.37	-	465,346.11	-	5,183.05	-	868,489.53	215,622.92
Overtime Pay	50102130 01	719,211.90	-	20,238.69	739,450.59	719,211.90	-	20,238.69	-	-	-	739,450.59	621,930.93
Night-shift Differential Pay	50102130 02	2,255,418.62	-	1,350,717.17	3,606,135.79	2,255,418.62	-	1,350,717.17	-	-	-	3,606,135.79	3,180,397.15
Bonus- Civilian	50102140 01	1,354,781.65	-	272,832.64	1,081,949.01	1,354,781.65	-	272,832.64	-	-	-	1,081,949.01	104,232.20
Cash Gift- Civilian	50102150 01	747,481.50	-	74,697.54	672,783.96	747,481.50	-	303,938.19	-	229,240.65	-	672,783.96	8,000.00
Anniversary Bonus - Civilian	50102990 38	-	-	-	-	-	-	-	-	-	-	-	-
Collective Negotiation Agreement	50102990 11	45,656,728.68	-	3,657,023.78	41,999,704.90	45,656,728.68	-	6,965,283.55	-	36,650,410.84	39,958,670.61	41,999,704.90	27,383,042.63
Mid year Bonus - Civilian	50102990 36	717,027.43	-	548,422.67	168,604.76	717,027.43	-	548,422.67	-	-	-	168,604.76	73,811.00
Productivity Enhancement Incentive- Civilian	50102990 12	1,380,974.26	-	808,815.21	572,159.05	1,380,974.26	-	868,815.21	-	60,000.00	-	572,159.05	45,000.00
Performance Based Bonus- Civilian	50102990 14	1,242,428.86	-	709,924.18	532,504.68	1,242,428.86	-	709,924.18	-	-	-	532,504.68	5,000.00
Retirement and Life Insurance Premiums	50103010 00	5,704,537.21	-	33,978,442.78	39,682,979.99	5,704,537.21	-	33,976,197.28	-	2,245.50	-	39,682,979.99	10,145,438.71
Pag-ibig- Civilian	50103020 01	2,242,842.14	-	304,492.97	1,938,349.17	2,242,842.14	-	304,492.97	-	-	-	1,938,349.17	229,333.76
Philhealth- Civilian	50103030 01	1,768,959.16	-	1,606,867.70	3,375,826.86	1,768,959.16	-	1,606,867.63	-	0.07	-	3,375,826.86	1,694,718.26
ECIP- Civilian	50103040 01	751,807.20	-	386,309.92	1,138,117.12	751,807.20	-	386,309.92	-	-	-	1,138,117.12	529,260.61
Pension Benefits- Civilian	50104010 01	37,810.00	-	-	37,810.00	37,810.00	-	-	-	-	-	37,810.00	-
Retirement and Graduity- Civilian	50104020 01	-	-	-	-	-	-	-	-	-	-	-	-
Terminal Leave Benefits- Civilian	50104030 01	9,439,084.40	-	20,200,296.76	29,639,381.16	9,439,084.40	-	20,200,296.76	-	-	-	29,639,381.16	16,749,798.08
Loyalty Award - Civilian	50104990 15	-	-	-	-	-	-	-	-	-	-	-	-
Lump-sum for Creation of New Positions- Civilian	50104990 01	-	-	-	-	-	-	-	-	-	-	-	-
Lump-sum for Reclassification of Positions	50104990 03	-	-	-	-	-	-	-	-	-	-	-	-
Lump-sum for Equivalent Record Form	50104990 04	-	-	-	-	-	-	-	-	-	-	-	-
Lump-sum for Compensation Adjustment	50104990 06	-	-	458,847.31	458,847.31	-	-	458,847.31	-	-	-	458,847.31	-
Lump-sum for Filling of Positions	50104990 07	3,276,748,991.91	-	506,071.26	3,276,242,920.65	1,612,863.56	-	506,071.26	-	-	-	1,106,792.30	3,000.00
Lump-sum for NBC No. 308	50104990 08	-	-	-	-	-	-	-	-	-	-	-	-
Lump-sum for Personnel Services	50104990 09	-	-	-	-	-	-	-	-	-	-	-	-
Lump-sum for Step Increments- Length of Service	50104990 10	240,790.02	-	5,750,743.73	5,991,533.75	240,790.02	-	86,474.15	-	5,664,269.58	-	5,991,533.75	5,967,743.73
Lump-sum for Step Increments- Meritous performance	50104990 11	52,000.00	-	-	52,000.00	52,000.00	-	-	-	-	-	52,000.00	-
Other Lump-sum	50104990 12	-	-	-	-	-	-	-	-	-	-	-	-
Other Personnel Benefits	50104990 99	19,030,934.21	-	28,931,527.69	47,962,461.90	19,030,934.21	-	38,267,087.46	-	28,823,944.00	19,488,384.23	47,962,461.90	9,674,506.96
Maintenance and Other Operating Expenses		6,638,347,015.80	-	27,576,684.81	6,665,923,700.61	5,809,452,730.73	27,576,684.81	-	751,100,520.31	751,100,520.31	5,837,029,415.54	915,694,802.23	
Travel Expenses-Local	5020101000	80,015,903.74	-	12,868,397.05	67,147,506.69	80,015,903.75	-	58,842,238.91	-	74,050,000.00	2,339,364.04	67,147,506.70	23,137,295.18
Travel Expenses-Foreign	5020102000	4,060,064.53	-	471,005.00	3,589,059.53	4,060,064.53	-	42,000.00	-	600,000.00	86,995.00	3,589,059.53	34,597.80
Training Expenses	5020201002	120,800,895.08	-	6,443,235.98	114,357,659.10	119,829,804.07	-	7,825,267.55	-	17,963,800.00	19,345,831.57	113,386,568.09	51,058,990.86
Scholarship Grants/ Expenses	5020202000	159,768,488.34	-	21,523,773.88	181,292,262.22	159,768,488.34	-	21,523,773.88	-	-	-	181,292,262.22	24,556,270.58
Office Supplies Expenses	5020301002	21,719,693.73	-	595,466.75	22,315,160.48	21,719,693.73	-	844,932.05	-	725,000.00	475,534.70	22,315,160.48	2,181,765.43
Accountable Forms Expenses	5020302000	16,681.01	-	101,090.00	117,771.01	16,681.01	-	101,090.00	-	-	-	117,771.01	285.00

PARTICULARS	UACS CODE	APPROPRIATION				ALLOTMENTS					1st Qtr ending March 31
		Authorized Appropriation	Adjustments (Transfer To/From Realignment)		Adjusted Appropriations	Allotments Received	Adjustments (Withdrawal, Realignment)	(Transfer to)	Transfer from	Adjusted Total Allotments	
			Outside Dept.	Within Dept.							
1	2	3	4	5	6=(3+4+5)	7	8	9	10	11=(7+8+9+10)	12
Non-accountable Forms Expenses	5020303000	1,044,580.00	-	-	1,044,580.00	1,044,580.00	-	-	-	1,044,580.00	-
Animal/Zoological Supplies Expenses	5020304000	-	-	-	-	-	-	-	-	-	-
Food Supplies Expenses	5020305000	5,035,179.69	-	7,945,829.64	12,981,009.33	5,035,179.69	7,885,180.54	-	60,649.10	12,981,009.33	4,527,363.81
Welfare Goods Expenses	5020306000	-	-	-	-	-	-	-	-	-	-
Drugs and Medicines Expenses	5020307000	1,123,885,751.40	-	66,437,818.88	1,190,323,570.28	1,114,140,916.40	76,643,852.73	17,876,425.00	7,670,391.15	1,180,578,735.28	51,100,798.63
Medical, Dental and Laboratory Supplies Expenses	5020308000	1,099,938,629.53	-	235,828,794.79	864,109,834.74	1,049,938,629.53	295,154,884.95	27,741,448.00	87,067,538.16	814,109,834.74	68,972,716.85
Fuel, Oil and Lubricants Expenses	5020309000	1,629,083.99	-	657,004.56	2,286,088.55	1,629,083.99	621,951.67	300,000.00	335,052.89	2,286,088.55	756,018.14
Agricultural Supplies Expenses	5020310000	-	-	-	-	-	-	-	-	-	-
Textbooks and Instructional Materials Expenses	5020311001	-	-	-	-	-	-	-	-	-	-
Semi-Expendable - Machinery	5020321001	9,967,636.62	-	-	9,967,636.62	9,967,636.62	-	-	-	9,967,636.62	11,180.00
Semi-Expendable - Office Equipment	5020321002	2,107,823.70	-	1,925,254.58	4,033,078.28	2,107,823.70	1,925,254.58	-	-	4,033,078.28	345,864.50
Semi-Expendable - Information and Communication	5020321003	1,114,904.87	-	429,964.54	1,544,869.41	1,114,904.87	381,186.54	-	48,778.00	1,544,869.41	101,637.00
Semi-Expendable - Agricultural and Forestry Equipm	5020321004	-	-	-	-	-	-	-	-	-	-
Semi-Expendable - Marine and Fishery Equipment	5020321005	-	-	-	-	-	-	-	-	-	-
Semi-Expendable - Airport Equipment	5020321006	-	-	-	-	-	-	-	-	-	-
Semi-Expendable - Communication Equipment	5020321007	21,000.00	-	2,399,220.00	2,420,220.00	21,000.00	2,399,220.00	-	-	2,420,220.00	13,980.00
Semi-Expendable - Disaster Response and Rescue Eq	5020321008	-	-	-	-	-	-	-	-	-	-
Semi-Expendable - Military, Police and Security Equip	5020321009	-	-	-	-	-	-	-	-	-	-
Semi-Expendable - Medical Equipment	5020321010	4,610,259.97	-	6,271,513.53	10,881,773.50	4,610,259.97	5,946,013.53	-	325,500.00	10,881,773.50	4,147,774.50
Semi-Expendable - Printing Equipment	5020321011	30,000.00	-	-	30,000.00	30,000.00	-	-	-	30,000.00	-
Semi-Expendable Machinery and Equipment Expense	5020321000	-	-	-	-	-	-	-	-	-	-
Semi-Expendable - Sports Equipment	5020321012	42,000.00	-	-	42,000.00	42,000.00	-	-	-	42,000.00	-
Semi-Expendable - Technical and Scientific Equipm	5020321013	-	-	-	-	-	-	-	-	-	-
Semi-Expendable - Other Machinery and Equipment	5020321099	612,781.75	-	667,305.21	1,280,086.96	612,781.75	420,535.21	-	246,770.00	1,280,086.96	224,518.50
Semi-Expendable - Furniture and Fixtures	5020322001	2,746,336.11	-	2,524,561.73	5,270,897.84	2,746,336.11	3,332,928.71	1,000,000.00	191,633.02	5,270,897.84	635,115.00
Semi-Expendable - Books	5020322002	165,248.00	-	-	165,248.00	165,248.00	-	-	-	165,248.00	-
Semi-Expendable Furniture, Fixtures and Books Expe	5020322000	-	-	123,925.06	123,925.06	-	123,925.06	-	-	123,925.06	-
Other Supplies and Materials Expenses	5020399000	69,270,027.41	-	29,048,227.80	98,318,255.21	69,270,027.41	32,945,361.51	16,200,000.00	12,302,866.29	98,318,255.21	27,546,829.87
Water Expenses	5020401000	1,772,590.87	-	2,383,358.54	4,155,949.41	1,772,590.87	2,253,193.80	-	130,164.74	4,155,949.41	2,809,028.52
Electricity Expenses	5020402000	7,532,539.81	-	2,286,281.84	9,818,821.65	7,532,539.81	2,035,858.11	-	250,423.73	9,818,821.65	4,207,031.53
Gas/Heating Expenses	5020403000	900.00	-	-	900.00	900.00	-	-	-	900.00	3,938.40
Postage and Courier Services	5020501000	786,673.55	-	200,938.55	987,612.10	786,673.55	245,042.22	-	44,103.67	987,612.10	109,450.98
Telephone- Mobile	5020502001	3,371,368.95	-	365,769.79	3,737,138.74	3,371,368.95	561,492.66	1,010,000.00	814,277.13	3,737,138.74	1,115,477.17
Telephone- Landline	5020502002	1,716,756.79	-	140,568.05	1,576,188.74	1,716,756.79	4,574.44	-	145,142.49	1,576,188.74	536,601.23
Internet Subscription Expenses	5020503000	43,190,668.13	-	77,875.28	43,268,543.41	43,190,668.13	65,500.28	3,000,000.00	3,012,375.00	43,268,543.41	561,009.21
Cable, Satellite, Telegraph and Radio Expenses	5020504000	331,394.93	-	281,113.17	50,281.76	331,394.93	190,763.17	-	90,350.00	50,281.76	11,010.00
Awards/ Rewards Expenses	5020601001	154,015.00	-	-	154,015.00	154,015.00	-	-	-	154,015.00	-
Rewards and Incentives	5020601002	20,000.00	-	125,250.00	145,250.00	20,000.00	125,250.00	-	-	145,250.00	35,000.00
Prizes	5020602000	-	-	-	-	-	-	-	-	-	-
Survey Expenses	5020701000	-	-	-	-	-	-	-	-	-	-
ICT Research, Exploration and Development Expense	5020702001	1,000,000.00	-	-	1,000,000.00	1,000,000.00	-	-	-	1,000,000.00	-
Research, Exploration and Development Expenses	5020702002	269,621.54	-	262,313.42	7,308.12	269,621.54	76,120.00	-	186,193.42	7,308.12	-
Confidential Expenses	5021001000	-	-	-	-	-	-	-	-	-	-
Intelligence Expenses	5021002000	-	-	-	-	-	-	-	-	-	-
Extraordinary and Miscellaneous Expenses	5021003000	279,573.33	-	1,204.00	280,777.33	279,573.33	1,204.00	-	-	280,777.33	19,600.00
Legal Services	5021101000	335,526.20	-	30,359.00	305,167.20	335,526.20	30,359.00	-	-	305,167.20	20,350.00
Auditing Services	5021102000	8,819.10	-	-	8,819.10	8,819.10	-	-	-	8,819.10	2,630.15
Consultancy Services	5021103002	41,811,323.57	-	1,174,625.21	40,636,698.36	41,811,323.57	483,297.93	465,000.00	226,327.28	40,636,698.36	1,508,255.00
Other Professional Services	5021199000	1,066,625,748.88	-	124,067,908.82	1,190,693,657.70	302,444,626.88	146,683,112.44	212,756,828.98	190,141,625.36	426,512,535.70	140,922,931.69
Environment/Sanitary Services	5021201000	198,000.00	-	-	198,000.00	198,000.00	-	-	-	198,000.00	-
Janitorial Services	5021202000	8,555,430.56	-	184,556.57	8,739,987.13	8,555,430.56	204,129.92	-	19,573.35	8,739,987.13	3,163,665.63
Security Services	5021203000	5,839,063.01	-	1,912,911.07	7,751,974.08	5,839,063.01	1,851,652.51	-	61,258.56	7,751,974.08	1,212,740.62
Other General Services	5021299099	11,148,257.73	-	77,491.95	11,225,749.68	11,148,257.73	114,027.45	-	36,535.50	11,225,749.68	4,346,737.45
RM - Investment Property	5021301000	-	-	-	-	-	-	-	-	-	-
RM - Other Land Improvements	5021302099	-	-	-	-	-	-	-	-	-	-
RM - Road Networks	5021303001	-	-	-	-	-	-	-	-	-	-
RM - Flood Control Systems	5021303002	-	-	-	-	-	-	-	-	-	-
RM - Sewer Systems	5021303003	-	-	-	-	-	-	-	-	-	-
RM - Water Supply System	5021303004	27,068.63	-	-	27,068.63	27,068.63	-	-	-	27,068.63	-
RM - Power Supply Systems	5021303005	83,000.00	-	-	83,000.00	83,000.00	-	-	-	83,000.00	-
RM - Communication Networks	5021303006	-	-	-	-	-	-	-	-	-	-
RM - Airport Systems	5021303008	-	-	-	-	-	-	-	-	-	-
RM - Other Infrastructure Assets	5021303099	-	-	-	-	-	-	-	-	-	-
RM - Buildings	5021304001	6,299,917.29	-	6,028,559.50	12,328,476.79	6,299,917.29	5,882,007.18	-	146,552.32	12,328,476.79	1,535,023.67
RM - Hospitals and Health Centers	5021304003	2,952,268.56	-	52,855.26	3,005,123.82	2,952,268.56	52,855.26	-	-	3,005,123.82	2,468,867.01

PARTICULARS	UACS CODE	APPROPRIATION				ALLOTMENTS					1st Qtr ending March 31
		Authorized Appropriation	Adjustments (Transfer To/From Realignment)		Adjusted Appropriations	Allotments Received	Adjustments (Withdrawal, Realignment)	(Transfer to)	Transfer from	Adjusted Total Allotments	
			Outside Dept.	Within Dept.							
1	2	3	4	5	6={3+4+5}	7	8	9	10	11=(7+8+9+10)	12
RM - Hotels and Dormitories	5021304006	-	-	-	-	-	-	-	-	-	-
RM - Other Structures	5021304099	1,213,200.00	-	395,190.79	1,608,390.79	1,213,200.00	395,190.79	-	-	1,608,390.79	466,880.00
RM - Machinery	5021305001	15,000.00	-	-	15,000.00	15,000.00	-	-	-	15,000.00	-
RM - Office Equipment	5021305002	527,706.31	-	98,616.00	626,322.31	527,706.31	89,766.00	-	8,850.00	626,322.31	1,200.00
RM - ICT Equipment	5021305003	12,090,312.29	-	97,202.10	11,993,110.19	12,090,312.29	82,100.00	-	15,102.10	11,993,110.19	-
RM -Agricultural and Forestry Equipment	5021305004	-	-	-	-	-	-	-	-	-	-
RM -Marine and Fishery Equipment	5021305005	-	-	-	-	-	-	-	-	-	-
RM - Airport Equipment	5021305006	-	-	-	-	-	-	-	-	-	-
RM - Communication Equipment	5021305007	390,000.00	-	24,659.04	365,340.96	390,000.00	24,659.04	-	-	365,340.96	-
RM - Disaster Response and Rescue Equipment	5021305009	-	-	-	-	-	-	-	-	-	-
RM - Military, Police and Security Equipment	5021305010	-	-	24,659.04	24,659.04	-	24,659.04	-	-	24,659.04	-
RM - Medical Equipment	5021305011	102,440.95	-	25,000.00	127,440.95	102,440.95	17,000.00	-	8,000.00	127,440.95	1,095.00
RM - Printing Equipment	5021305012	78,000.00	-	-	78,000.00	78,000.00	-	-	-	78,000.00	-
RM - Sports Equipment	5021305013	-	-	-	-	-	-	-	-	-	-
RM - Technical and Scientific Equipment	5021305014	-	-	-	-	-	-	-	-	-	-
RM - Other Machinery and Equipment	5021305099	238,681.57	-	20,128.68	258,810.25	238,681.57	18,164.29	-	1,964.39	258,810.25	2,765.61
RM - Motor Vehicles	5021306001	1,838,742.39	-	388,678.36	2,227,420.75	1,838,742.39	324,127.45	-	64,550.91	2,227,420.75	64,976.00
RM - Trains	5021306002	-	-	-	-	-	-	-	-	-	-
RM - Watercrafts	5021306004	10,000.00	-	-	10,000.00	10,000.00	-	-	-	10,000.00	-
RM - Other Transportation Equipment	5021306099	-	-	-	-	-	-	-	-	-	-
RM - Furniture and Fixtures	5021307000	395,964.83	-	-	395,964.83	395,964.83	-	-	-	395,964.83	-
RM- Semi-Expendable - Machinery	5021321001	144,000.00	-	-	144,000.00	144,000.00	-	-	-	144,000.00	-
RM- Semi-Expendable - Office Equipment	5021321002	5,400.00	-	-	5,400.00	5,400.00	-	-	-	5,400.00	-
RM- Semi-Expendable - Information and Communica	5021321003	24,968.71	-	10,000.00	14,968.71	24,968.71	10,000.00	-	-	14,968.71	-
RM- Semi-Expendable - Agricultural and Forestry Equ	5021321004	-	-	-	-	-	-	-	-	-	-
RM- Semi-Expendable - Marine and Fishery Equipme	5021321005	-	-	-	-	-	-	-	-	-	-
RM- Semi-Expendable - Communication Equipment	5021321007	-	-	-	-	-	-	-	-	-	-
RM- Semi-Expendable - Disaster Response and Rescu	5021321008	7,000.00	-	-	7,000.00	7,000.00	-	-	-	7,000.00	-
RM- Semi-Expendable - Military Police and Security E	5021321009	-	-	-	-	-	-	-	-	-	-
RM- Semi-Expendable - Medical Equipment	5021321010	-	-	-	-	-	-	-	-	-	-
RM- Semi-Expendable - Printing Equipment	5021321011	-	-	-	-	-	-	-	-	-	-
RM- Semi-Expendable - Sports Equipment	5021321012	-	-	-	-	-	-	-	-	-	-
RM- Semi-Expendable - Technical and Scientific Equi	5021321013	-	-	-	-	-	-	-	-	-	-
RM- Semi-Expendable - Other Machinery and Equipm	5021321099	-	-	-	-	-	-	-	-	-	-
RM- Semi-Expendable - Furniture and Fixtures	5021322001	7,400.00	-	-	7,400.00	7,400.00	-	-	-	7,400.00	-
RM- Semi-Expendable - Books	5021322002	-	-	-	-	-	-	-	-	-	-
RM - Other Property, Plant and Equipment	5021399099	47,621.94	-	5,621.94	42,000.00	47,621.94	17,621.94	-	12,000.00	42,000.00	29,396.86
Subsidy to National Government Agencies	5021401000	332,059.44	-	10,888,657.04	11,220,716.48	332,059.44	22,888,657.04	22,900,000.00	10,900,000.00	11,220,716.48	564,000.00
Financial Assistance to NGAs	5021402000	1,474,441,058.92	-	119,347,103.99	1,355,093,954.93	1,470,443,821.85	141,142,167.99	317,072,000.00	338,867,064.00	1,351,096,717.86	88,453,379.39
Financial Assistance to LGU	5021403000	29,665,535.35	-	118,708,316.55	148,373,851.90	29,665,535.35	118,842,406.55	-	134,090.00	148,373,851.90	93,851,197.27
Subsidy Support to Operations of GOCCs	5021404001	50,000.00	-	64,712,440.00	64,762,440.00	50,000.00	64,712,440.00	-	-	64,762,440.00	-
Financial Assistance to NGOs/POs	5021405000	-	-	-	-	-	-	-	-	-	-
Internal Revenue Allotment	5021406000	-	-	-	-	-	-	-	-	-	-
Subsidy to Regional Offices/Staff Bureaus	5021407000	530,297,167.14	-	255,858,083.02	274,439,084.12	530,297,167.14	250,187,127.62	6,000,000.00	329,044.60	274,439,084.12	25,138,655.39
Subsidy to Operating Units	5021408000	364,451,020.69	-	7,694,329.77	356,756,690.92	364,451,020.69	36,084,362.37	7,000,000.00	35,390,032.60	356,756,690.92	162,121,173.90
Subsidy to Other Funds	5021409000	-	-	-	-	-	-	-	-	-	-
Subsidy- Others	5021499000	34,354,502.08	-	8,127,321.94	26,227,180.14	34,354,502.08	5,770,990.06	14,800,000.00	901,688.00	26,227,180.14	16,361,832.11
Taxes, Duties and Licenses	5021501001	66,146,794.10	-	58,019,036.86	124,165,830.96	66,146,794.10	58,031,213.44	-	12,176.58	124,165,830.96	53,822,641.19
Tax Refund	5021501002	-	-	-	-	-	-	-	-	-	-
Fidelity Bond Premiums	5021502000	176,233.63	-	98,430.38	274,664.01	176,233.63	98,430.38	-	-	274,664.01	3,675.00
Insurance Expenses	5021503000	5,753,202.61	-	449,467.03	6,202,669.64	5,753,202.61	428,732.73	-	20,734.30	6,202,669.64	848,268.26
Labor and Wages	5021601000	545,698.79	-	283,962.90	829,661.69	545,698.79	133,376.60	-	150,586.30	829,661.69	534,018.28
Advertising Expenses	5029901000	11,978,732.44	-	2,304,065.31	9,674,667.13	11,978,732.44	2,267,625.31	-	36,440.00	9,674,667.13	1,404,321.66
Printing and Publication Expenses	5029902000	14,857,471.44	-	5,669,258.03	20,526,729.47	14,857,471.44	5,640,666.03	3,700,000.00	3,728,592.00	20,526,729.47	10,516,098.21
Representation Expenses	5029903000	21,618,310.46	-	1,926,619.81	23,544,930.27	21,618,310.46	1,923,403.81	90,000.00	93,216.00	23,544,930.27	4,239,449.93
Transportation and Delivery Expenses	5029904000	9,709,230.50	-	68,362,989.34	78,072,219.84	9,709,230.50	68,612,989.34	750,000.00	500,000.00	78,072,219.84	12,551,232.34
Rent- Building and Structures	5029905001	33,569,567.72	-	20,711,972.45	54,281,540.17	33,569,567.72	20,773,252.45	-	61,280.00	54,281,540.17	1,000.00
Rent- Lands	5029905002	-	-	21,000.00	21,000.00	-	-	-	21,000.00	21,000.00	-
Rent- Motor Vehicles	5029905003	4,049,176.96	-	3,447,785.13	7,496,962.09	4,049,176.96	3,368,895.27	-	78,889.86	7,496,962.09	2,677,843.47
Rent- Equipment	5029905004	1,567,013.82	-	370,177.20	1,937,191.02	1,567,013.82	714,567.00	500,000.00	155,610.20	1,937,191.02	159,677.13
Rent- Living Quarters	5029905005	-	-	787,950.00	787,950.00	-	619,950.00	-	168,000.00	787,950.00	-
Operating Lease	5029905006	-	-	-	-	-	-	-	-	-	-
Financial Lease	5029905007	-	-	-	-	-	-	-	-	-	-
Rents - ICT Machinery and Equipment	5029905008	80,000.00	-	177,640.00	257,640.00	80,000.00	177,640.00	-	-	257,640.00	-
Membership Dues and Contributions to Organization	5029906000	-	-	5,000.00	5,000.00	-	5,000.00	-	-	5,000.00	-

PARTICULARS	UACS CODE	APPROPRIATION				ALLOTMENTS					1st Qtr ending March 31		
		Authorized Appropriation	Adjustments (Transfer To/From Realignment)		Adjusted Appropriations	Allotments Received	Adjustments (Withdrawal, Realignment)	(Transfer to)	Transfer from	Adjusted Total Allotments			
			Outside Dept.	Within Dept.									
1	2	3	4	5	6=(3+4+5)	7	8	9	10	11=(7+8+9+10)	12		
SE- Cloud Computing Service	5029907003	-	-	-	-	-	-	-	-	-	-		
SE- Data Center Service	5029907002	-	-	-	-	-	-	-	-	-	-		
SE- ICT Software Subscription	5029907001	5,872.00	-	-	5,872.00	5,872.00	-	-	-	5,872.00	-		
SE-Library and Other Reading Materials Subscription	5029907004	-	-	-	-	-	-	-	-	-	-		
SE- Other Subscription Expenses	5029907099	1,798,242.33	-	373,034.00	1,425,208.33	1,798,242.33	-	367,037.00	-	5,997.00	1,425,208.33	8,221.00	
Donations	5029908000	-	-	-	-	-	-	-	-	-	-	-	
Litigation/Acquired Assets Expenses	5029909000	-	-	-	-	-	-	-	-	-	-	-	
Website Maintenance	5029999001	600,000.00	-	-	600,000.00	600,000.00	-	-	-	-	600,000.00	-	
Other Maintenance and Operating Expenses	5029999099	102,250,190.47	-	44,909,624.67	147,159,815.15	102,250,190.47	-	13,849,215.22	-	4,600,018.33	35,660,427.78	147,159,815.15	17,985,305.54
Capital Outlay		4,544,533,545.85	-	18,847,635.41	4,563,381,181.26	4,441,790,424.85	-	18,847,635.41	-	286,128,865.90	286,128,865.90	4,460,638,060.26	992,514,965.15
Land	5060401001	168,579.12	-	-	168,579.12	168,579.12	-	-	-	-	-	168,579.12	-
Other Infrastructure Assets	5060403099	85,000,000.00	-	9,700,000.00	75,300,000.00	42,965,864.00	-	300,000.00	-	10,000,000.00	-	33,265,864.00	-
Buildings	5060404001	6,155,650.01	-	-	6,155,650.01	6,155,650.01	-	-	-	-	-	6,155,650.01	6,044,669.61
Ground Water Monitoring Stations	5060404007	-	-	-	-	-	-	-	-	-	-	-	-
Hospitals and Health Centers	5060404003	1,543,441,330.57	-	47,487,925.96	1,590,929,256.53	1,535,931,272.57	-	49,887,925.96	-	55,428,865.90	53,028,865.90	1,583,419,198.53	507,186,005.81
Hostels and Dormitories	5060404006	-	-	-	-	-	-	-	-	-	-	-	-
Other Structures	5060404099	26,145,835.96	-	295,000.00	26,440,835.96	26,145,835.96	-	295,000.00	-	250,000.00	250,000.00	26,440,835.96	24,398,335.86
Information and Communication Technology Equipm	5060405003	55,529,800.28	-	8,523,240.00	64,053,040.28	55,529,800.28	-	8,523,240.00	-	-	-	64,053,040.28	-
Machinery	5060405001	637,707.80	-	618,500.00	19,207.80	637,707.80	-	618,500.00	-	-	-	19,207.80	-
Marine and Fishery Equipment	5060405005	-	-	-	-	-	-	-	-	-	-	-	-
Medical Equipment	5060405011	1,579,784,176.78	-	61,127,884.55	1,518,656,292.23	1,526,585,249.78	-	108,527,884.55	-	76,450,000.00	123,850,000.00	1,465,457,365.23	307,664,318.93
Office Equipment	5060405002	13,436,938.00	-	1,350,552.74	14,787,490.74	13,436,938.00	-	1,350,552.74	-	-	-	14,787,490.74	1,151,552.74
Other Machinery and Equipment	5060405099	80,067,498.48	-	27,586,123.74	52,481,374.74	80,067,498.48	-	27,586,123.74	-	-	-	52,481,374.74	2,302,000.00
Printing Equipment	5060405012	-	-	-	-	-	-	-	-	-	-	-	-
Sports Equipment	5060405013	-	-	-	-	-	-	-	-	-	-	-	-
Technical and Scientific Equipment	5060405014	-	-	-	-	-	-	-	-	-	-	-	-
Aircrafts and Aircrafts Ground Equipment	5060406003	-	-	-	-	-	-	-	-	-	-	-	-
Motor Vehicles	5060406001	1,154,166,028.85	-	41,875,925.00	1,196,041,953.85	1,154,166,028.85	-	76,875,925.00	-	144,000,000.00	109,000,000.00	1,196,041,953.85	143,768,082.20
Other Property, Plant and Equipment	5060409099	-	-	49,500.00	49,500.00	-	-	49,500.00	-	-	-	49,500.00	-
Work/Zoo Animals	5060409001	-	-	-	-	-	-	-	-	-	-	-	-
Patents/Copyrights	5060601000	-	-	-	-	-	-	-	-	-	-	-	-
Computer Software	5060602000	-	-	18,298,000.00	18,298,000.00	-	-	18,298,000.00	-	-	-	18,298,000.00	-
Other Intangible Assets	5060699000	-	-	-	-	-	-	-	-	-	-	-	-
B. Automatic Appropriation		-	-	-	-	-	-	-	-	-	-	-	-
Retirement and Life Insurance Premiums		-	-	-	-	-	-	-	-	-	-	-	-
Personnel Services		-	-	-	-	-	-	-	-	-	-	-	-
Retirement and Life Insurance Premiums	50103010 00	-	-	-	-	-	-	-	-	-	-	-	-
C. Special Purpose Funds		-	-	154,551,068.70	154,551,068.70	165,416,646.00	-	10,865,577.30	-	12,834,960.49	12,834,960.49	154,551,068.70	54,603,888.50
Miscellaneous Personnel Benefits Fund		-	-	122,055,264.32	122,055,264.32	133,430,948.37	-	11,375,684.05	-	12,834,960.49	12,834,960.49	122,055,264.32	31,896,202.52
Personnel Services		-	-	122,055,264.32	122,055,264.32	133,430,948.37	-	11,375,684.05	-	12,834,960.49	12,834,960.49	122,055,264.32	31,896,202.52
Basic Salary- Civilian	50101010 01	-	-	63,482,580.41	63,482,580.41	64,086,179.57	-	12,231,361.33	-	12,834,960.49	-	63,482,580.41	12,534,698.05
Salaries and Wages - Casual/ Contractual	50101020 00	-	-	0.00	0.00	12,815,345.67	-	12,815,345.67	-	-	-	0.00	-
PERA-Civilian	50102010 01	-	-	3,649,721.23	3,649,721.23	3,721,721.23	-	72,000.00	-	-	-	3,649,721.23	-
Representation Allowance (RA)	50102020 00	-	-	32,500.00	32,500.00	53,750.00	-	21,250.00	-	-	-	32,500.00	32,500.00
Transportation Allowance (TA)	50102030 01	-	-	23,500.00	23,500.00	-	-	23,500.00	-	-	-	23,500.00	23,500.00
Clothing/Uniform Allowance- Civilian	50102040 01	-	-	1,032,000.00	1,032,000.00	1,032,000.00	-	-	-	-	-	1,032,000.00	-
Subsistence Allowance- Magna Carta Benefits for Pu	50102050 03	-	-	1,112,874.63	1,112,874.63	1,267,694.58	-	154,819.95	-	-	-	1,112,874.63	923,525.00
Laundry Allowance- Magna Carta Benefits for Public	50102060 04	-	-	120,053.50	120,053.50	131,846.06	-	11,792.56	-	-	-	120,053.50	92,171.45
Quarters Allowance- Magna Carta Benefits for Public	50102070 04	-	-	-	-	-	-	-	-	-	-	-	-
Productivity Incentive Allowance- Civilian	50102080 01	-	-	-	-	-	-	-	-	-	-	-	-
Overseas Allowance-Civilian	50102090 01	-	-	-	-	-	-	-	-	-	-	-	-
Honoraria- Civilian	50102100 01	-	-	-	-	-	-	-	-	-	-	-	-
HP- Magna Carta Benefits for Public Health Workers	50102110 05	-	-	5,065,841.71	5,065,841.71	4,411,005.78	-	654,835.93	-	-	-	5,065,841.71	4,014,349.75
Longevity Pay- Magna Carta Benefits for Public Healt	50102120 04	-	-	95,785.54	95,785.54	195,785.54	-	100,000.00	-	-	-	95,785.54	-
Overtime Pay	50102130 01	-	-	-	-	-	-	-	-	-	-	-	-
Night-shift Differential Pay	50102130 02	-	-	422,741.34	422,741.34	26,896.98	-	395,844.36	-	-	-	422,741.34	395,844.36
Bonus- Civilian	50102140 01	-	-	4,742,469.48	4,742,469.48	5,017,049.00	-	274,579.52	-	-	-	4,742,469.48	1,247.00
Cash Gift- Civilian	50102150 01	-	-	685,500.00	685,500.00	685,500.00	-	-	-	-	-	685,500.00	-
Anniversary Bonus - Civilian	50102990 38	-	-	-	-	-	-	-	-	-	-	-	-
Collective Negotiation Agreement	50102990 11	-	-	13,091,160.49	13,091,160.49	256,200.00	-	-	-	12,834,960.49	-	13,091,160.49	12,160,298.54
Mid year Bonus - Civilian	50102990 36	-	-	2,847,065.50	2,847,065.50	2,569,991.98	-	277,073.52	-	-	-	2,847,065.50	1,247.00

PARTICULARS	UACS CODE	APPROPRIATION				ALLOTMENTS					1st Qtr ending March 31	
		Authorized Appropriation	Adjustments (Transfer To/From Realignment)		Adjusted Appropriations	Allotments Received	Adjustments (Withdrawal, Realignment)	(Transfer to)	Transfer from	Adjusted Total Allotments		
			Outside Dept.	Within Dept.								
1	2	3	4	5	6=(3+4+5)	7	8	9	10	11=(7+8+9+10)	12	
Productivity Enhancement Incentive- Civilian	50102990 12	-		1,094,516.35	1,094,516.35	9,205,266.35	-	8,110,750.00	-	-	1,094,516.35	37,250.00
Performance Based Bonus- Civilian	50102990 14	-		5,119,826.40	5,119,826.40	5,078,769.52	-	41,056.88	-	-	5,119,826.40	118,044.95
Retirement and Life Insurance Premiums	50103010 00	-		-	-	-	-	-	-	-	-	-
Pag-ibig- Civilian	50103020 01	-		187,400.00	187,400.00	187,400.00	-	-	-	-	187,400.00	-
Philhealth- Civilian	50103030 01	-		728,791.24	728,791.24	728,791.24	-	-	-	-	728,791.24	-
ECIP- Civilian	50103040 01	-		247,000.00	247,000.00	247,000.00	-	-	-	-	247,000.00	-
Pension Benefits- Civilian	50104010 01	-		-	-	-	-	-	-	-	-	-
Retirement and Graduity- Civilian	50104020 01	-		-	-	-	-	-	-	-	-	-
Terminal Leave Benefits- Civilian	50104030 01	-		125,446.45	125,446.45	125,446.45	-	-	-	-	125,446.45	1,236,938.55
Loyalty Award - Civilian	50104990 15	-		-	-	-	-	-	-	-	-	-
Lump-sum for Creation of New Positions- Civilian	50104990 01	-		-	-	-	-	-	-	-	-	-
Lump-sum for Reclassification of Positions	50104990 03	-		-	-	-	-	-	-	-	-	-
Lump-sum for Equivalent Record Form	50104990 04	-		-	-	-	-	-	-	-	-	-
Lump-sum for Compensation Adjustment	50104990 06	-		-	-	-	-	-	-	-	-	-
Lump-sum for Filling of Positions	50104990 07	-		941,524.37	941,524.37	12,583,579.74	-	11,642,055.37	-	-	941,524.37	274,587.87
Lump-sum for NBC No. 308	50104990 08	-		-	-	-	-	-	-	-	-	-
Lump-sum for Personnel Services	50104990 09	-		-	-	-	-	-	-	-	-	-
Lump-sum for Step Increments- Length of Service	50104990 10	-		1,095,202.00	1,095,202.00	1,095,202.00	-	-	-	-	1,095,202.00	-
Lump-sum for Step Increments- Meritous performan	50104990 11	-		-	-	-	-	-	-	-	-	-
Other Lump-sum	50104990 12	-		-	-	-	-	-	-	-	-	-
Other Personnel Benefits	50104990 99	-		16,111,763.68	16,111,763.68	7,908,526.68	-	8,203,237.00	-	-	16,111,763.68	50,000.00
Pension and Gratuity Fund		-	-	659,758.26	659,758.26	149,651.51	-	510,106.75	-	-	659,758.26	1,328.06
Personnel Services		-	-	659,758.26	659,758.26	149,651.51	-	510,106.75	-	-	659,758.26	1,328.06
Basic Salary- Civilian	50101010 01	-		-	-	-	-	-	-	-	-	-
Pension Benefits- Civilian	50104010 01	-		-	-	-	-	-	-	-	-	-
Retirement and Graduity- Civilian	50104020 01	-		-	-	-	-	-	-	-	-	-
Terminal Leave Benefits- Civilian	50104030 01	-		659,758.26	659,758.26	149,651.51	-	510,106.75	-	-	659,758.26	1,328.06
Ca Calamity Fund		-	-	31,836,046.12	31,836,046.12	31,836,046.12	-	-	-	-	31,836,046.12	22,706,357.92
Maintenance and Other Operating Expenses		-	-	31,836,046.12	31,836,046.12	31,836,046.12	-	-	-	-	31,836,046.12	22,706,357.92
Financial Assistance to NGAs	5021402000	-		19,055,189.42	19,055,189.42	19,055,189.42	-	-	-	-	19,055,189.42	15,926,237.50
Financial Assistance to LGU	5021403000	-		-	-	-	-	-	-	-	-	-
Subsidy Support to Operations of GOCCs	5021404001	-		-	-	-	-	-	-	-	-	-
Financial Assistance to NGOs/POs	5021405000	-		-	-	-	-	-	-	-	-	-
Internal Revenue Allotment	5021406000	-		-	-	-	-	-	-	-	-	-
Subsidy to Regional Offices/Staff Bureaus	5021407000	-		7,204,457.08	7,204,457.08	6,828,715.00	-	375,742.08	-	-	7,204,457.08	6,780,120.42
Other Maintenance and Operating Expenses	5029999099	-		5,537,959.18	5,537,959.18	5,913,701.26	-	375,742.08	-	-	5,537,959.18	-
		-		-	-	-	-	-	-	-	-	-
TOTAL CONAP		14,870,477,445.57	-	187,425,424.92	15,057,902,870.48	10,800,120,557.14	-	22,008,778.92	1,115,538,701.54	1,115,538,701.54	10,822,129,336.06	2,095,769,781.77
GRAND TOTAL		118,897,574,445.57	-	58,387,437,529.34	177,285,011,974.91	109,734,595,557.14	-	58,222,020,883.35	36,192,194,000.77	36,192,194,000.77	167,956,616,440.49	20,280,794,956.83

Department: HEALTH
 Agency:

Operating Unit: ALL

Organization Code (UACS):

Fund Cluster: 01 - Regular Agency Fund, 04 - Special

PARTICULARS	UACS CODE	TOTAL OBLIGATION				CURRENT YEAR DISBURSEMENTS					BALANCES			
		2nd Qtr ending June 30	3rd Qtr ending September 30	4th Qtr ending December 31	TOTAL	1st Qtr ending March 31	2nd Qtr ending June 30	3rd Qtr ending Sept. 30	4th Qtr ending Dec. 31	TOTAL	Unreleased Appropriation	Unobligated Allotment	UNPAID OBLIGATION	
													Due and Demandable	Not Yet Due and Demandable
1	2	13	14	15	16=(12+13+14+15)	17	18	19	20	21=(17+18+19+20)	22=(6-11)	23=(11-16)	24	25
CONAP														
A. Agency Specific Budget		2,449,975,220.68	2,479,299,448.03	-	6,970,440,561.97	514,706,722.14	1,289,165,605.90	1,749,182,762.09	-	3,553,055,090.13	4,235,773,534.42	3,697,137,705.39	-	3,417,385,471.84
Personnel Services		116,293,391.92	18,949,181.03	-	268,198,698.83	117,627,006.06	103,886,746.35	32,184,831.30	-	253,698,583.71	3,304,136,128.35	101,712,092.74	-	14,500,115.12
Basic Salary- Civilian	50101010 01	26,612,244.17	4,977,299.00	-	45,507,694.80	12,316,854.88	27,280,733.54	7,514,984.29	-	47,112,572.71	29,000,000.00	52,906,231.47	-	1,604,877.91
Salaries and Wages - Casual/ Contractual	50101020 00	8,175,491.43	5,173,902.83	-	41,765,118.64	28,212,798.39	8,319,680.53	27,357.43	-	36,559,836.35	-	6,840,093.09	-	5,205,282.29
PERA-Civilian	50102010 01	2,102,413.49	164,909.07	-	4,764,637.67	2,328,652.31	2,298,569.74	156,363.62	-	4,783,585.67	-	1,260,101.95	-	18,948.00
Representation Allowance (RA)	50102020 00	95,005.00	13,020.00	-	304,225.00	185,450.00	103,400.00	14,625.00	-	303,475.00	-	138,810.43	-	750.00
Transportation Allowance (TA)	50102030 01	30,500.00	24,625.00	-	183,266.22	118,141.22	28,500.00	36,625.00	-	183,266.22	-	248,000.00	-	-
Clothing/Uniform Allowance- Civilian	50102040 01	42,000.00	-	-	228,000.00	12,000.00	216,000.00	-	-	228,000.00	-	144,000.00	-	-
Subsistence Allowance- Magna Carta Benefits for Public Health Workers	50102050 03	785,165.20	34,575.01	-	2,800,352.77	1,707,212.56	1,057,852.61	35,975.01	-	2,801,040.18	-	989,195.38	-	687.41
Laundry Allowance- Magna Carta Benefits for Public Health Workers	50102060 04	88,296.28	5,329.67	-	439,394.15	319,243.84	114,665.75	5,411.48	-	439,321.07	-	297,656.63	-	73.08
Quarters Allowance- Magna Carta Benefits for Public Health Workers	50102070 04	-	-	-	-	-	-	-	-	-	-	-	-	-
Productivity Incentive Allowance- Civilian	50102080 01	-	-	-	-	-	-	-	-	-	-	-	-	-
Overseas Allowance-Civilian	50102090 01	-	-	-	-	-	-	-	-	-	-	-	-	-
Honoraria- Civilian	50102100 01	-	-	-	-	-	-	-	-	-	-	-	-	-
HP- Magna Carta Benefits for Public Health Workers	50102110 05	14,919,693.70	2,503,344.63	-	26,080,414.17	7,608,189.44	15,597,760.81	2,508,354.73	-	25,714,304.98	-	3,387,717.37	-	366,109.19
Longevity Pay- Magna Carta Benefits for Public Health Workers	50102120 04	390,318.08	249,503.58	-	855,444.58	210,398.15	395,542.85	249,503.58	-	855,444.58	-	13,044.95	-	-
Overtime Pay	50102130 01	-	-	-	621,930.93	621,930.10	140,421.13	-	-	481,508.97	-	117,519.66	-	140,421.96
Night-shift Differential Pay	50102130 02	-	-	-	3,180,397.15	1,579,745.44	1,487,013.45	-	-	3,066,758.89	-	425,738.64	-	113,638.26
Bonus- Civilian	50102140 01	-	39,104.40	-	143,336.60	104,232.20	-	20,754.00	-	124,986.20	-	938,612.41	-	18,350.40
Cash Gift- Civilian	50102150 01	-	9,000.00	-	17,000.00	8,000.00	-	5,000.00	-	13,000.00	-	655,783.96	-	4,000.00
Anniversary Bonus - Civilian	50102990 38	-	-	-	-	-	-	-	-	-	-	-	-	-
Collective Negotiation Agreement	50102990 11	761,270.71	3,528,772.70	-	31,673,086.04	21,283,182.88	2,066,140.96	3,464,272.70	-	26,813,596.54	-	10,326,618.86	-	4,859,489.50
Mid year Bonus - Civilian	50102990 36	-	-	-	73,811.00	73,811.00	-	-	-	73,811.00	-	94,793.76	-	-
Productivity Enhancement Incentive- Civilian	50102990 12	55,500.00	-	-	100,500.00	45,000.00	55,500.00	-	-	100,500.00	-	471,659.05	-	-
Performance Based Bonus- Civilian	50102990 14	-	-	-	5,000.00	-	5,000.00	-	-	5,000.00	-	527,504.68	-	-
Retirement and Life Insurance Premiums	50103010 00	33,876,206.20	4,941,859.52	-	39,079,785.39	10,143,743.85	27,236,139.68	-	-	37,379,883.53	-	603,194.60	-	1,699,901.86
Pag-ibig- Civilian	50103020 01	109,228.56	6,500.00	-	332,062.32	165,262.32	164,700.00	500.00	-	330,462.32	-	1,606,286.85	-	1,600.00
Philhealth- Civilian	50103030 01	680,506.52	18,855.72	-	2,356,369.06	1,225,268.44	1,119,470.86	6,344.28	-	2,351,083.58	-	1,019,457.80	-	5,285.48
ECIP- Civilian	50103040 01	67,717.33	23,800.00	-	620,777.94	522,060.61	67,787.47	25,729.86	-	615,577.94	-	517,339.18	-	5,200.00
Pension Benefits- Civilian	50104010 01	-	-	-	-	-	5,100.00	-	-	5,100.00	-	37,810.00	-	5,100.00
Retirement and Graduity- Civilian	50104020 01	-	-	-	-	-	-	-	-	-	-	-	-	-
Terminal Leave Benefits- Civilian	50104030 01	6,815,881.67	6,067,693.93	-	29,633,373.68	15,439,913.51	1,671,044.95	9,815,347.05	-	26,926,305.51	-	6,007.48	-	2,707,068.17
Loyalty Award - Civilian	50104990 15	-	-	-	-	-	-	-	-	-	-	-	-	-
Lump-sum for Creation of New Positions- Civilian	50104990 01	-	-	-	-	-	-	-	-	-	-	-	-	-
Lump-sum for Reclassification of Positions	50104990 03	-	-	-	-	-	-	-	-	-	-	-	-	-
Lump-sum for Equivalent Record Form	50104990 04	-	-	-	-	-	-	-	-	-	-	-	-	-
Lump-sum for Compensation Adjustment	50104990 06	-	458,847.31	-	458,847.31	-	-	-	-	-	-	-	-	458,847.31
Lump-sum for Filling of Positions	50104990 07	-	58.55	-	3,058.55	-	-	3,058.55	-	3,058.55	3,275,136,128.35	1,103,733.75	-	-
Lump-sum for NBC No. 308	50104990 08	-	-	-	-	-	-	-	-	-	-	-	-	-
Lump-sum for Personnel Services	50104990 09	-	-	-	-	-	-	-	-	-	-	-	-	-
Lump-sum for Step Increments- Length of Service	50104990 10	-	-	-	5,967,743.73	5,967,743.73	-	-	-	5,967,743.73	-	23,790.02	-	-
Lump-sum for Step Increments- Meritous performance	50104990 11	-	-	-	-	-	-	-	-	-	-	52,000.00	-	-
Other Lump-sum	50104990 12	-	-	-	-	-	-	-	-	-	-	-	-	-
Other Personnel Benefits	50104990 99	20,685,953.58	642,610.59	-	31,003,071.13	7,428,171.19	14,736,564.28	8,294,624.72	-	30,459,360.19	-	16,959,390.77	-	543,710.94
Maintenance and Other Operating Expenses		1,354,477,770.53	1,785,710,623.20	-	4,055,883,195.96	384,698,018.91	850,475,209.36	1,412,992,224.24	-	2,648,165,452.52	828,894,285.07	1,781,146,219.58	-	1,407,717,743.44
Travel Expenses-Local	5020101000	6,466,297.45	12,685,229.33	-	42,288,821.96	16,448,511.26	8,407,643.04	12,080,964.72	-	36,937,119.02	0.01	24,858,684.74	-	5,351,702.94
Travel Expenses-Foreign	5020102000	-	149,778.60	-	184,376.40	34,597.80	-	616,948.77	-	651,546.57	-	3,404,683.13	-	467,170.17
Training Expenses	5020201002	4,199,395.03	13,329,322.35	-	68,587,708.24	26,553,469.54	12,869,643.29	13,627,067.01	-	53,050,179.84	971,091.01	44,798,859.85	-	15,537,528.40
Scholarship Grants/ Expenses	5020202000	17,713,954.95	3,949,555.00	-	46,219,780.53	14,983,970.10	18,502,339.95	4,373,892.31	-	37,860,202.36	-	135,072,481.69	-	8,359,578.17
Office Supplies Expenses	5020301002	3,597,890.31	2,053,207.73	-	7,832,863.47	662,373.31	1,742,959.82	1,571,862.36	-	3,977,195.49	-	14,482,297.01	-	3,855,667.98
Accountable Forms Expenses	5020302000	13,730.00	87,030.00	-	101,045.00	285.00	5,335.00	87,030.00	-	92,650.00	-	16,726.01	-	8,395.00


PARTICULARS	UACS CODE	TOTAL OBLIGATION				CURRENT YEAR DISBURSEMENTS					BALANCES			
		2nd Qtr ending June 30	3rd Qtr ending September 30	4th Qtr ending December 31	TOTAL	1st Qtr ending March 31	2nd Qtr ending June 30	3rd Qtr ending Sept. 30	4th Qtr ending Dec. 31	TOTAL	Unreleased Appropriation	Unobligated Allotment	UNPAID OBLIGATION	
													Due and Demandable	Not Yet Due and Demandable
1	2	13	14	15	16=(12+13+14+15)	17	18	19	20	21=(17+18+19+20)	22=(6-11)	23=(11-16)	24	25
Non-accountable Forms Expenses	5020303000	-	-	-	-	-	-	326,930.24	-	326,930.24	-	1,044,580.00	-	326,930.24
Animal/Zoological Supplies Expenses	5020304000	-	-	-	-	-	-	235,725.54	-	235,725.54	-	-	-	235,725.54
Food Supplies Expenses	5020305000	3,286,893.09	4,935,899.45	-	12,750,156.35	3,954,161.24	3,106,211.43	2,202,039.50	-	9,262,412.17	-	230,852.98	-	3,487,744.18
Welfare Goods Expenses	5020306000	-	-	-	-	-	-	-	-	-	-	-	-	-
Drugs and Medicines Expenses	5020307000	208,747,226.64	694,053,600.35	-	953,901,625.62	29,611,250.99	37,368,853.85	378,834,183.01	-	445,814,287.85	9,744,835.00	226,677,109.66	-	508,087,337.77
Medical, Dental and Laboratory Supplies Expenses	5020308000	324,978,399.24	344,002,729.97	-	737,953,846.06	15,154,172.53	216,942,612.51	94,993,306.45	-	327,090,091.49	50,000,000.00	76,155,988.68	-	410,863,754.57
Fuel, Oil and Lubricants Expenses	5020309000	260,869.73	217,059.88	-	1,233,947.75	685,507.59	303,151.22	116,706.26	-	1,105,365.07	-	1,052,140.80	-	128,582.68
Agricultural Supplies Expenses	5020310000	-	-	-	-	-	-	-	-	-	-	-	-	-
Textbooks and Instructional Materials Expenses	5020311001	-	-	-	-	-	-	327,266.16	-	327,266.16	-	-	-	327,266.16
Semi-Expendable - Machinery	5020321001	11,180.00	11,180.00	-	11,180.00	11,180.00	11,180.00	8,679.28	-	8,679.28	-	9,978,816.62	-	2,500.72
Semi-Expendable - Office Equipment	5020321002	469,739.83	1,948,667.00	-	2,764,271.33	900.00	343,974.00	625,280.00	-	968,354.00	-	1,268,806.95	-	1,795,917.33
Semi-Expendable - Information and Communication	5020321003	479,498.00	612,636.00	-	1,193,771.00	43,247.60	276,259.98	456,324.83	-	775,832.41	-	351,098.41	-	417,938.59
Semi-Expendable - Agricultural and Forestry Equipm	5020321004	-	-	-	-	-	-	-	-	-	-	-	-	-
Semi-Expendable - Marine and Fishery Equipment	5020321005	-	-	-	-	-	-	-	-	-	-	-	-	-
Semi-Expendable - Airport Equipment	5020321006	-	-	-	-	-	-	-	-	-	-	-	-	-
Semi-Expendable - Communication Equipment	5020321007	55,700.00	2,372,500.00	-	2,414,220.00	13,980.00	-	-	-	13,980.00	-	6,000.00	-	2,428,200.00
Semi-Expendable - Disaster Response and Rescue Eq	5020321008	-	-	-	-	-	-	-	-	-	-	-	-	-
Semi-Expendable - Military, Police and Security Equip	5020321009	-	-	-	-	-	-	-	-	-	-	-	-	-
Semi-Expendable - Medical Equipment	5020321010	313,030.00	2,228,364.75	-	6,689,169.25	31,440.00	566,476.43	3,916,504.32	-	4,514,420.75	-	4,192,604.25	-	2,174,748.50
Semi-Expendable - Printing Equipment	5020321011	-	-	-	-	-	-	-	-	-	-	30,000.00	-	-
Semi-Expendable Machinery and Equipment Expense	5020321000	-	-	-	-	-	-	-	-	-	-	-	-	-
Semi-Expendable - Sports Equipment	5020321012	-	-	-	-	-	-	-	-	-	-	42,000.00	-	-
Semi-Expendable - Technical and Scientific Equipmen	5020321013	-	-	-	-	-	-	-	-	-	-	-	-	-
Semi-Expendable - Other Machinery and Equipment	5020321099	99,569.42	878,810.64	-	1,202,898.56	4,988.50	68,894.16	193,141.26	-	267,023.92	-	77,188.40	-	935,874.64
Semi-Expendable - Furniture and Fixtures	5020322001	2,303,754.00	291,545.59	-	3,230,414.59	83,276.80	1,267,703.00	207,828.23	-	1,558,808.03	-	2,040,483.25	-	1,671,606.56
Semi-Expendable - Books	5020322002	-	-	-	-	-	-	240,216.32	-	240,216.32	-	165,248.00	-	240,216.32
Semi-Expendable Furniture, Fixtures and Books Expe	5020322000	-	123,925.06	-	123,925.06	-	-	-	-	-	-	-	-	123,925.06
Other Supplies and Materials Expenses	5020399000	21,727,444.90	19,691,405.25	-	68,965,680.02	4,001,337.77	11,848,967.51	9,284,651.37	-	25,134,956.65	-	29,352,575.19	-	43,830,723.37
Water Expenses	5020401000	471,691.93	40,022.50	-	3,320,742.95	2,590,922.79	172,381.82	181,387.50	-	2,944,692.11	-	835,206.46	-	376,050.84
Electricity Expenses	5020402000	1,620,553.06	399,527.10	-	6,227,111.69	3,940,590.19	1,580,643.95	419,271.25	-	5,940,505.39	-	3,591,709.96	-	286,606.30
Gas/Heating Expenses	5020403000	-	3,101.40	-	837.00	3,938.40	-	30,498.60	-	34,437.00	-	63.00	-	33,600.00
Postage and Courier Services	5020501000	401,355.27	42,716.72	-	553,522.97	38,490.46	401,355.27	39,351.31	-	479,197.04	-	434,089.13	-	74,325.93
Telephone- Mobile	5020502001	702,320.24	477,906.92	-	2,295,704.33	272,435.17	650,352.75	1,080,516.98	-	2,003,304.90	-	1,441,434.41	-	292,399.43
Telephone- Landline	5020502002	441,752.34	23,490.51	-	1,001,844.08	530,014.34	438,123.48	-	-	968,137.82	-	574,344.66	-	33,706.26
Internet Subscription Expenses	5020503000	6,059,923.24	2,357,458.63	-	8,978,391.08	540,062.64	186,157.98	1,662,794.63	-	2,389,015.25	-	34,290,152.33	-	6,589,375.83
Cable, Satellite, Telegraph and Radio Expenses	5020504000	20,791.76	-	-	31,801.76	11,010.00	20,791.76	-	-	31,801.76	-	18,480.00	-	-
Awards/ Rewards Expenses	5020601001	-	-	-	-	-	-	-	-	-	-	154,015.00	-	-
Rewards and Incentives	5020601002	110,250.00	-	-	145,250.00	15,400.00	-	-	-	15,400.00	-	-	-	129,850.00
Prizes	5020602000	-	-	-	-	-	-	-	-	-	-	-	-	-
Survey Expenses	5020701000	-	-	-	-	-	-	-	-	-	-	-	-	-
ICT Research, Exploration and Development Expense	5020702001	-	-	-	-	-	-	-	-	-	-	1,000,000.00	-	-
Research, Exploration and Development Expenses	5020702002	-	-	-	-	-	-	-	-	-	0.00	7,308.12	-	-
Confidential Expenses	5021001000	-	-	-	-	-	-	-	-	-	-	-	-	-
Intelligence Expenses	5021002000	-	-	-	-	-	-	-	-	-	-	-	-	-
Extraordinary and Miscellaneous Expenses	5021003000	3,576.00	6,399.25	-	29,575.25	19,600.00	3,576.00	470,519.06	-	493,695.06	-	251,202.08	-	464,119.81
Legal Services	5021101000	5,220.00	52,800.00	-	78,370.00	20,350.00	5,220.00	47,400.00	-	72,970.00	-	226,797.20	-	5,400.00
Auditing Services	5021102000	-	-	-	2,630.15	1,410.15	1,220.00	-	-	2,630.15	-	6,188.95	-	-
Consultancy Services	5021103002	1,000,000.00	410,000.00	-	2,918,255.00	374,255.00	1,134,000.00	308,718.68	-	1,816,973.68	-	37,718,443.36	-	1,101,281.32
Other Professional Services	5021199000	93,143,870.04	59,301,248.73	-	293,368,050.46	93,578,774.73	95,655,295.74	52,988,183.73	-	242,222,254.20	764,181,122.00	133,144,485.24	-	51,145,796.26
Environment/Sanitary Services	5021201000	-	-	-	-	-	-	-	-	-	-	198,000.00	-	-
Janitorial Services	5021202000	710,128.01	160,587.71	-	4,034,381.35	3,163,665.63	710,128.01	2,082.78	-	3,875,876.42	-	4,705,605.78	-	158,504.93
Security Services	5021203000	864,789.12	-	-	2,077,529.74	566,635.26	523,945.76	30,270.31	-	1,120,851.33	-	5,674,444.34	-	956,678.41
Other General Services	5021299099	217,569.27	494,029.50	-	5,058,336.22	708,992.46	598,103.19	1,049,106.54	-	2,356,202.19	-	6,167,413.46	-	2,702,134.03
RM - Investment Property	5021301000	-	-	-	-	-	-	-	-	-	-	-	-	-
RM - Other Land Improvements	5021302099	-	-	-	-	-	-	-	-	-	-	-	-	-
RM - Road Networks	5021303001	-	-	-	-	-	-	-	-	-	-	-	-	-
RM - Flood Control Systems	5021303002	-	-	-	-	-	-	-	-	-	-	-	-	-
RM - Sewer Systems	5021303003	-	-	-	-	-	-	-	-	-	-	-	-	-
RM - Water Supply System	5021303004	-	-	-	-	-	-	-	-	-	-	27,068.63	-	-
RM - Power Supply Systems	5021303005	-	-	-	-	-	-	-	-	-	-	83,000.00	-	-
RM - Communication Networks	5021303006	-	-	-	-	-	-	-	-	-	-	-	-	-
RM - Airport Systems	5021303008	-	-	-	-	-	-	-	-	-	-	-	-	-
RM - Other Infrastructure Assets	5021303099	-	-	-	-	-	-	-	-	-	-	-	-	-
RM - Buildings	5021304001	1,677,094.42	5,159,799.49	-	8,371,917.58	100,396.00	555,640.52	1,079,639.12	-	1,735,675.64	-	3,956,559.21	-	6,636,241.94
RM - Hospitals and Health Centers	5021304003	47,542.00	332,993.38	-	2,849,402.39	1,215.00	23,624.00	355,011.38	-	379,850.38	-	155,721.43	-	2,469,552.01

PARTICULARS	UACS CODE	TOTAL OBLIGATION				CURRENT YEAR DISBURSEMENTS					BALANCES			
		2nd Qtr ending June 30	3rd Qtr ending September 30	4th Qtr ending December 31	TOTAL	1st Qtr ending March 31	2nd Qtr ending June 30	3rd Qtr ending Sept. 30	4th Qtr ending Dec. 31	TOTAL	Unreleased Appropriation	Unobligated Allotment	UNPAID OBLIGATION	
													Due and Demandable	Not Yet Due and Demandable
1	2	13	14	15	16=(12+13+14+15)	17	18	19	20	21=(17+18+19+20)	22=(6-11)	23=(11-16)	24	25
RM - Hotels and Dormitories	5021304006	-	-	-	-	-	-	-	-	-	-	-	-	-
RM - Other Structures	5021304099	435,975.88	345,534.91	-	1,248,390.79	84,820.00	451,585.88	345,534.91	-	881,940.79	-	360,000.00	-	366,450.00
RM - Machinery	5021305001	-	-	-	-	-	-	-	-	-	-	15,000.00	-	-
RM - Office Equipment	5021305002	171,696.00	62,320.00	-	235,216.00	-	141,696.00	92,320.00	-	234,016.00	-	391,106.31	-	1,200.00
RM - ICT Equipment	5021305003	-	700.00	-	700.00	-	-	700.00	-	700.00	-	11,992,410.19	-	-
RM -Agricultural and Forestry Equipment	5021305004	-	-	-	-	-	-	-	-	-	-	-	-	-
RM -Marine and Fishery Equipment	5021305005	-	-	-	-	-	-	-	-	-	-	-	-	-
RM - Airport Equipment	5021305006	-	-	-	-	-	-	-	-	-	-	-	-	-
RM - Communication Equipment	5021305007	-	-	-	-	-	-	-	-	-	-	365,340.96	-	-
RM - Disaster Response and Rescue Equipment	5021305009	-	-	-	-	-	-	-	-	-	-	-	-	-
RM - Military, Police and Security Equipment	5021305010	-	24,659.04	-	24,659.04	-	-	24,659.04	-	24,659.04	-	-	-	-
RM - Medical Equipment	5021305011	14,480.00	7,460.00	-	23,035.00	905.00	14,480.00	7,460.00	-	21,035.00	-	104,405.95	-	2,000.00
RM - Printing Equipment	5021305012	-	-	-	-	-	-	-	-	-	-	78,000.00	-	-
RM - Sports Equipment	5021305013	-	-	-	-	-	-	-	-	-	-	-	-	-
RM - Technical and Scientific Equipment	5021305014	-	-	-	-	-	-	-	-	-	-	-	-	-
RM - Other Machinery and Equipment	5021305099	26,990.00	3,790.00	-	20,434.39	4,730.00	4,990.00	1,825.61	-	1,565.61	-	238,375.86	-	22,000.00
RM - Motor Vehicles	5021306001	1,819,496.46	91,041.42	-	1,975,513.88	24,178.00	272,844.46	32,296.00	-	329,318.46	-	251,906.87	-	1,646,195.42
RM - Trains	5021306002	-	-	-	-	-	-	-	-	-	-	-	-	-
RM - Watercrafts	5021306004	-	-	-	-	-	-	-	-	-	-	10,000.00	-	-
RM - Other Transportation Equipment	5021306099	-	-	-	-	-	-	-	-	-	-	-	-	-
RM - Furniture and Fixtures	5021307000	10,689.80	-	-	10,689.80	-	10,689.80	-	-	10,689.80	-	385,275.03	-	-
RM- Semi-Expendable - Machinery	5021321001	-	-	-	-	-	-	-	-	-	-	144,000.00	-	-
RM- Semi-Expendable - Office Equipment	5021321002	-	-	-	-	-	-	-	-	-	-	5,400.00	-	-
RM- Semi-Expendable - Information and Communica	5021321003	-	-	-	-	-	-	-	-	-	-	14,968.71	-	-
RM- Semi-Expendable - Agricultural and Forestry Equ	5021321004	-	-	-	-	-	-	-	-	-	-	-	-	-
RM- Semi-Expendable - Marine and Fishery Equipme	5021321005	-	-	-	-	-	-	-	-	-	-	-	-	-
RM- Semi-Expendable - Communication Equipment	5021321007	-	-	-	-	-	-	-	-	-	-	-	-	-
RM- Semi-Expendable - Disaster Response and Rescu	5021321008	-	-	-	-	-	-	-	-	-	-	7,000.00	-	-
RM- Semi-Expendable - Military Police and Security E	5021321009	-	-	-	-	-	-	-	-	-	-	-	-	-
RM- Semi-Expendable - Medical Equipment	5021321010	-	-	-	-	-	-	-	-	-	-	-	-	-
RM- Semi-Expendable - Printing Equipment	5021321011	-	-	-	-	-	-	-	-	-	-	-	-	-
RM- Semi-Expendable - Sports Equipment	5021321012	-	-	-	-	-	-	-	-	-	-	-	-	-
RM- Semi-Expendable - Technical and Scientific Equip	5021321013	-	-	-	-	-	-	-	-	-	-	-	-	-
RM- Semi-Expendable - Other Machinery and Equipm	5021321099	-	-	-	-	-	-	-	-	-	-	-	-	-
RM- Semi-Expendable - Furniture and Fixtures	5021322001	-	-	-	-	-	-	-	-	-	-	7,400.00	-	-
RM- Semi-Expendable - Books	5021322002	-	-	-	-	-	-	-	-	-	-	-	-	-
RM - Other Property, Plant and Equipment	5021399099	-	12,000.00	-	41,396.86	-	-	12,000.00	-	12,000.00	-	603.14	-	29,396.86
Subsidy to National Government Agencies	5021401000	5,000,000.00	5,306,000.00	-	10,870,000.00	500,000.00	5,031,800.00	5,020,147.79	-	10,551,947.79	-	350,716.48	-	318,052.21
Financial Assistance to NGAs	5021402000	303,338,016.51	457,652,343.11	-	849,443,739.01	20,699,804.84	161,862,556.12	635,239,318.57	-	817,801,679.53	3,997,237.07	501,652,978.85	-	31,642,059.48
Financial Assistance to LGU	5021403000	17,670,166.10	32,337,227.52	-	143,858,590.89	8,884,965.42	83,415,778.85	15,122,630.72	-	107,423,374.99	-	4,515,261.01	-	36,435,215.90
Subsidy Support to Operations of GOCCs	5021404001	64,762,440.00	-	-	64,762,440.00	-	-	28,646,000.00	-	28,646,000.00	-	-	-	36,116,440.00
Financial Assistance to NGOs/POs	5021405000	-	-	-	-	-	-	-	-	-	-	-	-	-
Internal Revenue Allotment	5021406000	-	-	-	-	-	-	-	-	-	-	-	-	-
Subsidy to Regional Offices/Staff Bureaus	5021407000	17,891,494.80	6,117,081.53	-	36,913,068.66	12,830,446.67	12,880,775.98	59,406.77	-	25,651,815.88	-	237,526,015.46	-	11,261,252.78
Subsidy to Operating Units	5021408000	77,954,951.50	17,511,671.28	-	257,587,796.68	53,605,027.05	78,466,949.55	19,455,587.04	-	151,527,563.64	-	99,168,894.24	-	106,060,233.04
Subsidy to Other Funds	5021409000	-	-	-	-	-	-	-	-	-	-	-	-	-
Subsidy- Others	5021499000	5,089,720.59	856,508.50	-	22,308,061.20	6,094,354.30	10,818,079.52	4,354,153.16	-	21,266,586.98	-	3,919,118.94	-	1,041,474.22
Taxes, Duties and Licenses	5021501001	4,307.69	70,310,683.00	-	124,137,631.88	53,814,163.59	11,653.84	70,311,814.45	-	124,137,631.88	-	28,199.08	-	0.00
Tax Refund	5021501002	-	-	-	-	-	-	-	-	-	-	-	-	-
Fidelity Bond Premiums	5021502000	105,462.38	42,997.94	-	152,135.32	3,675.00	105,462.38	99,085.44	-	208,222.82	-	122,528.69	-	56,087.50
Insurance Expenses	5021503000	754,440.21	185,812.00	-	1,416,896.47	350,862.66	1,003,521.81	26,828.00	-	1,381,212.47	-	4,785,773.17	-	35,684.00
Labor and Wages	5021601000	87,079.93	-	-	621,098.21	529,586.20	91,512.01	-	-	621,098.21	-	208,563.48	-	-
Advertising Expenses	5029901000	1,276,944.00	1,351,749.98	-	4,033,015.64	119,171.20	674,453.58	1,620,237.98	-	2,413,862.76	-	5,641,651.49	-	1,619,152.88
Printing and Publication Expenses	5029902000	840,695.00	2,207,041.84	-	13,563,835.05	808,482.79	988,153.00	1,054,463.00	-	2,851,098.79	-	6,962,894.42	-	10,712,736.26
Representation Expenses	5029903000	783,101.85	3,087,586.72	-	8,110,138.50	2,200,852.35	1,129,953.04	1,259,679.29	-	4,590,484.68	-	15,434,791.77	-	3,519,653.82
Transportation and Delivery Expenses	5029904000	44,594,222.20	18,125,737.03	-	75,271,191.57	335,722.34	5,349,592.19	20,517,431.27	-	26,202,745.80	-	2,801,028.27	-	49,068,445.77
Rent- Building and Structures	5029905001	54,222,231.91	10,567.74	-	54,212,664.17	1,000.00	29,486,400.00	10,381,935.49	-	39,869,335.49	-	68,876.00	-	14,343,328.68
Rent- Lands	5029905002	-	21,000.00	-	21,000.00	-	-	21,000.00	-	21,000.00	-	-	-	-
Rent- Motor Vehicles	5029905003	1,852,178.57	139,366.65	-	4,669,388.69	207,400.00	1,467,378.57	1,652,010.12	-	3,326,788.69	-	2,827,573.40	-	1,342,600.00
Rent- Equipment	5029905004	552,658.72	206,200.00	-	918,535.85	83,845.47	128,490.38	175,070.00	-	387,405.85	-	1,018,655.17	-	531,130.00
Rent- Living Quarters	5029905005	-	787,950.00	-	787,950.00	-	-	567,450.00	-	567,450.00	-	-	-	220,500.00
Operating Lease	5029905006	-	-	-	-	-	-	-	-	-	-	-	-	-
Financial Lease	5029905007	-	-	-	-	-	-	-	-	-	-	-	-	-
Rents - ICT Machinery and Equipment	5029905008	37,740.00	139,900.00	-	177,640.00	-	37,740.00	-	-	37,740.00	-	80,000.00	-	139,900.00
Membership Dues and Contributions to Organization	5029906000	5,000.00	-	-	5,000.00	-	-	-	-	-	-	-	-	5,000.00


PARTICULARS	UACS CODE	TOTAL OBLIGATION				CURRENT YEAR DISBURSEMENTS					BALANCES			
		2nd Qtr ending June 30	3rd Qtr ending September 30	4th Qtr ending December 31	TOTAL	1st Qtr ending March 31	2nd Qtr ending June 30	3rd Qtr ending Sept. 30	4th Qtr ending Dec. 31	TOTAL	Unreleased Appropriation	Unobligated Allotment	UNPAID OBLIGATION	
													Due and Demandable	Not Yet Due and Demandable
1	2	13	14	15	16=(12+13+14+15)	17	18	19	20	21=(17+18+19+20)	22=(6-11)	23=(11-16)	24	25
SE- Cloud Computing Service	5029907003	-	-	-	-	-	-	-	-	-	-	-	-	-
SE- Data Center Service	5029907002	-	-	-	-	-	-	-	-	-	-	-	-	-
SE- ICT Software Subscription	5029907001	-	-	-	-	-	-	-	-	-	-	5,872.00	-	-
SE-Library and Other Reading Materials Subscription	5029907004	-	-	-	-	-	-	-	-	-	-	-	-	-
SE- Other Subscription Expenses	5029907099	227,659.00	2,118.91	-	237,998.91	8,221.00	22,655.00	32,268.91	-	63,144.91	-	1,187,209.42	-	174,854.00
Donations	5029908000	-	-	-	-	-	-	-	-	-	-	-	-	-
Litigation/Acquired Assets Expenses	5029909000	-	-	-	-	-	-	-	-	-	-	-	-	-
Website Maintenance	5029999001	-	-	-	-	-	-	-	-	-	-	600,000.00	-	-
Other Maintenance and Operating Expenses	5029999099	52,724,932.14	8,542,110.63	-	79,252,348.31	4,812,386.78	40,313,251.98	12,927,434.20	-	58,053,072.96	-	67,907,466.84	-	21,199,275.35
Capital Outlay		979,204,058.23	674,639,643.80	-	2,646,358,667.18	12,381,697.16	334,803,650.19	304,005,706.55	-	651,191,053.90	102,743,121.00	1,814,279,393.08	-	1,995,167,613.28
Land	5060401001	-	-	-	-	-	-	-	-	-	-	168,579.12	-	-
Other Infrastructure Assets	5060403099	-	-	-	-	-	-	-	-	-	42,034,136.00	33,265,864.00	-	-
Buildings	5060404001	100,000.00	-	-	6,144,669.61	-	906,700.44	1,058,816.13	-	1,965,516.57	-	10,980.40	-	4,179,153.04
Ground Water Monitoring Stations	5060404007	-	-	-	-	-	-	-	-	-	-	-	-	-
Hospitals and Health Centers	5060404003	163,016,440.66	263,965,480.73	-	934,167,927.20	774,917.16	120,533,159.56	86,702,975.19	-	208,011,051.91	7,510,058.00	649,251,271.33	-	726,156,875.29
Hostels and Dormitories	5060404006	-	-	-	-	-	-	-	-	-	-	-	-	-
Other Structures	5060404099	-	1,792,500.10	-	26,190,835.96	-	3,659,750.39	6,185,938.12	-	9,845,688.51	-	250,000.00	-	16,345,147.45
Information and Communication Technology Equipm	5060405003	8,523,240.00	-	-	8,523,240.00	-	43,000.00	-	-	43,000.00	-	55,529,800.28	-	8,480,240.00
Machinery	5060405001	-	-	-	-	-	-	-	-	-	-	19,207.80	-	-
Marine and Fishery Equipment	5060405005	-	-	-	-	-	-	-	-	-	-	-	-	-
Medical Equipment	5060405011	332,529,016.34	319,712,881.97	-	959,906,217.24	11,606,780.00	118,120,021.80	90,652,641.96	-	220,379,443.76	53,198,927.00	505,551,147.99	-	739,526,773.48
Office Equipment	5060405002	4,576,220.00	-	-	5,727,772.74	-	1,350,552.74	-	-	1,350,552.74	-	9,059,718.00	-	4,377,220.00
Other Machinery and Equipment	5060405099	12,020,472.42	1,062,470.00	-	15,384,942.42	-	11,834,965.26	1,872,670.00	-	13,707,635.26	-	37,096,432.32	-	1,677,307.16
Printing Equipment	5060405012	-	-	-	-	-	-	-	-	-	-	-	-	-
Sports Equipment	5060405013	-	-	-	-	-	-	-	-	-	-	-	-	-
Technical and Scientific Equipment	5060405014	-	-	-	-	-	-	-	-	-	-	-	-	-
Aircrafts and Aircrafts Ground Equipment	5060406003	-	-	-	-	-	-	-	-	-	-	-	-	-
Motor Vehicles	5060406001	458,389,168.81	69,808,311.00	-	671,965,562.01	-	78,306,000.00	117,532,665.15	-	195,838,665.15	-	524,076,391.84	-	476,126,896.86
Other Property, Plant and Equipment	5060409099	49,500.00	-	-	49,500.00	-	49,500.00	-	-	49,500.00	-	-	-	-
Work/Zoo Animals	5060409001	-	-	-	-	-	-	-	-	-	-	-	-	-
Patents/Copyrights	5060601000	-	-	-	-	-	-	-	-	-	-	-	-	-
Computer Software	5060602000	-	18,298,000.00	-	18,298,000.00	-	-	-	-	-	-	-	-	18,298,000.00
Other Intangible Assets	5060699000	-	-	-	-	-	-	-	-	-	-	-	-	-
B. Automatic Appropriation		103,667.60	-	103,667.60	-	-	103,667.60	-	103,667.60	-	-	-	-	-
Retirement and Life Insurance Premiums		103,667.60	-	103,667.60	-	-	103,667.60	-	103,667.60	-	-	-	-	-
Personnel Services		103,667.60	-	103,667.60	-	-	103,667.60	-	103,667.60	-	-	-	-	-
Retirement and Life Insurance Premiums	50103010 00	103,667.60	-	103,667.60	-	-	103,667.60	-	103,667.60	-	-	-	-	-
C. Special Purpose Funds		58,941,310.32	8,828,637.60	-	122,373,836.42	32,919,808.28	68,647,734.65	19,621,209.65	-	121,188,752.58	-	32,177,232.28	-	1,185,083.84
Miscellaneous Personnel Benefits Fund		46,559,142.15	11,732,534.08	-	90,187,878.75	29,770,122.72	40,357,277.02	19,928,581.25	-	90,055,980.99	-	31,867,385.57	-	131,897.76
Personnel Services		46,559,142.15	11,732,534.08	-	90,187,878.75	29,770,122.72	40,357,277.02	19,928,581.25	-	90,055,980.99	-	31,867,385.57	-	131,897.76
Basic Salary- Civilian	50101010 01	28,594,313.72	11,478,401.59	-	52,607,413.36	10,039,900.10	30,276,116.51	11,515,129.53	-	51,831,146.14	-	10,875,167.05	-	776,267.22
Salaries and Wages - Casual/ Contractual	50101020 00	-	-	-	-	-	-	55,022.54	-	55,022.54	-	0.00	-	55,022.54
PERA-Civilian	50102010 01	3,619,721.23	-	-	3,619,721.23	-	3,619,721.23	-	-	3,619,721.23	-	30,000.00	-	-
Representation Allowance (RA)	50102020 00	-	-	-	32,500.00	32,500.00	-	-	-	32,500.00	-	-	-	-
Transportation Allowance (TA)	50102030 01	-	-	-	23,500.00	23,500.00	85,088.92	-	-	108,588.92	-	-	-	85,088.92
Clothing/Uniform Allowance- Civilian	50102040 01	-	-	-	-	-	-	-	-	-	-	1,032,000.00	-	-
Subsistence Allowance- Magna Carta Benefits for Pul	50102050 03	-	-	-	923,525.00	923,525.00	-	-	-	923,525.00	-	189,349.63	-	-
Laundry Allowance- Magna Carta Benefits for Public	50102060 04	-	-	-	92,171.45	92,171.45	-	-	-	92,171.45	-	27,882.05	-	-
Quarters Allowance- Magna Carta Benefits for Public	50102070 04	-	-	-	-	-	-	-	-	-	-	-	-	-
Productivity Incentive Allowance- Civilian	50102080 01	-	-	-	-	-	-	-	-	-	-	-	-	-
Overseas Allowance-Civilian	50102090 01	-	-	-	-	-	-	-	-	-	-	-	-	-
Honoraria- Civilian	50102100 01	-	-	-	-	-	-	-	-	-	-	-	-	-
HP- Magna Carta Benefits for Public Health Workers	50102110 05	1,059,297.32	7,805.36	-	5,065,841.71	4,014,349.75	1,059,297.32	7,805.36	-	5,065,841.71	-	-	-	-
Longevity Pay- Magna Carta Benefits for Public Healt	50102120 04	1,362.73	-	-	1,362.73	-	1,362.73	-	-	1,362.73	-	94,422.81	-	-
Overtime Pay	50102130 01	-	-	-	-	-	-	-	-	-	-	-	-	-
Night-shift Differential Pay	50102130 02	-	790.60	-	396,634.96	440,755.44	85,088.92	790.60	-	526,634.96	-	26,106.38	-	130,000.00
Bonus- Civilian	50102140 01	1,520,040.21	-	-	1,521,287.21	1,247.00	1,520,040.21	-	-	1,521,287.21	-	3,221,182.27	-	-
Cash Gift- Civilian	50102150 01	-	-	-	-	-	-	-	-	-	-	685,500.00	-	-
Anniversary Bonus - Civilian	50102990 38	-	-	-	-	-	-	-	-	-	-	-	-	-
Collective Negotiation Agreement	50102990 11	145,721.95	2,306.00	-	12,308,326.49	12,509,355.61	210,261.37	-	-	12,719,616.98	-	782,834.00	-	411,290.49
Mid year Bonus - Civilian	50102990 36	2,844,933.00	885.50	-	2,847,065.50	1,247.00	2,844,933.00	885.50	-	2,847,065.50	-	-	-	-

PARTICULARS	UACS CODE	TOTAL OBLIGATION				CURRENT YEAR DISBURSEMENTS					BALANCES			
		2nd Qtr ending June 30	3rd Qtr ending September 30	4th Qtr ending December 31	TOTAL	1st Qtr ending March 31	2nd Qtr ending June 30	3rd Qtr ending Sept. 30	4th Qtr ending Dec. 31	TOTAL	Unreleased Appropriation	Unobligated Allotment	UNPAID OBLIGATION	
													Due and Demandable	Not Yet Due and Demandable
1	2	13	14	15	16=(12+13+14+15)	17	18	19	20	21=(17+18+19+20)	22=(6-11)	23=(11-16)	24	25
Productivity Enhancement Incentive- Civilian	50102990 12	-	-	-	37,250.00	14,000.00	-	-	-	14,000.00	-	1,057,266.35	-	23,250.00
Performance Based Bonus- Civilian	50102990 14	544,772.76	13,724.94	-	676,542.65	118,044.95	544,772.76	57.56	-	662,760.15	-	4,443,283.75	-	13,782.50
Retirement and Life Insurance Premiums	50103010 00	-	-	-	-	-	-	-	-	-	-	-	-	-
Pag-ibig- Civilian	50103020 01	180,000.00	1,700.00	-	181,700.00	-	180,000.00	1,700.00	-	181,700.00	-	5,700.00	-	-
Philhealth- Civilian	50103030 01	718,752.22	-	-	718,752.22	-	718,752.22	-	-	718,752.22	-	10,039.02	-	-
ECIP- Civilian	50103040 01	246,400.00	-	-	246,400.00	-	246,400.00	-	-	246,400.00	-	600.00	-	-
Pension Benefits- Civilian	50104010 01	-	-	-	-	-	-	-	-	-	-	-	-	-
Retirement and Graduity- Civilian	50104020 01	-	-	-	-	-	-	-	-	-	-	-	-	-
Terminal Leave Benefits- Civilian	50104030 01	1,236,938.55	125,446.45	-	125,446.45	1,236,938.55	1,236,938.55	125,446.45	-	125,446.45	-	-	-	-
Loyalty Award - Civilian	50104990 15	-	-	-	-	-	-	-	-	-	-	-	-	-
Lump-sum for Creation of New Positions- Civilian	50104990 01	-	-	-	-	-	-	-	-	-	-	-	-	-
Lump-sum for Reclassification of Positions	50104990 03	-	-	-	-	-	-	-	-	-	-	-	-	-
Lump-sum for Equivalent Record Form	50104990 04	-	-	-	-	-	-	-	-	-	-	-	-	-
Lump-sum for Compensation Adjustment	50104990 06	-	-	-	-	-	-	-	-	-	-	-	-	-
Lump-sum for Filling of Positions	50104990 07	188,376.50	-	-	462,964.37	272,587.87	188,376.50	2,000.00	-	462,964.37	-	478,560.00	-	-
Lump-sum for NBC No. 308	50104990 08	-	-	-	-	-	-	-	-	-	-	-	-	-
Lump-sum for Personnel Services	50104990 09	-	-	-	-	-	-	-	-	-	-	-	-	-
Lump-sum for Step Increments- Length of Service	50104990 10	-	-	-	-	-	-	-	-	-	-	1,095,202.00	-	-
Lump-sum for Step Increments- Meritous performance	50104990 11	-	-	-	-	-	-	-	-	-	-	-	-	-
Other Lump-sum	50104990 12	-	-	-	-	-	-	-	-	-	-	-	-	-
Other Personnel Benefits	50104990 99	8,132,389.06	117,084.36	-	8,299,473.42	50,000.00	14,003.88	8,235,469.55	-	8,299,473.43	-	7,812,290.26	-	0.01
Pension and Gratuity Fund		3,814,725.43	3,288,663.14	-	527,390.35	1,328.06	3,814,425.09	3,288,662.80	-	527,090.35	-	132,367.91	-	300.00
Personnel Services		3,814,725.43	3,288,663.14	-	527,390.35	1,328.06	3,814,425.09	3,288,662.80	-	527,090.35	-	132,367.91	-	300.00
Basic Salary- Civilian	50101010 01	-	-	-	-	-	-	-	-	-	-	-	-	-
Pension Benefits- Civilian	50104010 01	-	-	-	-	-	-	-	-	-	-	-	-	-
Retirement and Graduity- Civilian	50104020 01	-	-	-	-	-	-	-	-	-	-	-	-	-
Terminal Leave Benefits- Civilian	50104030 01	3,814,725.43	3,288,663.14	-	527,390.35	1,328.06	3,814,425.09	3,288,662.80	-	527,090.35	-	132,367.91	-	300.00
Ca Calamity Fund		8,567,442.74	384,766.66	-	31,658,567.32	3,148,357.50	24,476,032.54	2,981,291.20	-	30,605,681.24	-	177,478.80	-	1,052,886.08
Maintenance and Other Operating Expenses		8,567,442.74	384,766.66	-	31,658,567.32	3,148,357.50	24,476,032.54	2,981,291.20	-	30,605,681.24	-	177,478.80	-	1,052,886.08
Financial Assistance to NGAs	5021402000	3,127,647.50	-	-	19,053,885.00	529,271.50	18,524,613.50	2,531,691.20	-	21,585,576.20	-	1,304.42	-	2,531,691.20
Financial Assistance to LGU	5021403000	-	-	-	-	-	-	-	-	-	-	-	-	-
Subsidy Support to Operations of GOCCs	5021404001	-	-	-	-	-	-	-	-	-	-	-	-	-
Financial Assistance to NGOs/POs	5021405000	-	-	-	-	-	-	-	-	-	-	-	-	-
Internal Revenue Allotment	5021406000	-	-	-	-	-	-	-	-	-	-	-	-	-
Subsidy to Regional Offices/Staff Bureaus	5021407000	39,570.00	384,766.66	-	7,204,457.08	2,619,086.00	3,287,245.42	449,600.00	-	6,355,931.42	-	-	-	848,525.66
Other Maintenance and Operating Expenses	5029999099	5,399,912.63	-	-	5,399,912.63	-	2,664,173.62	-	-	2,664,173.62	-	138,046.55	-	2,735,739.01
		-	-	-	-	-	-	-	-	-	-	-	-	-
TOTAL CONAP		2,509,020,198.60	2,488,024,418.03	-	7,092,814,398.39	547,626,530.42	1,357,917,008.15	1,768,700,304.14	-	3,674,243,842.71	4,235,773,534.42	3,729,314,937.67	-	3,418,570,555.68
GRAND TOTAL		68,261,695,297.15	27,781,957,190.11	-	116,324,447,444.40	13,047,716,543.27	58,470,865,472.37	23,251,627,201.20	-	94,770,209,216.84	9,328,395,534.42	51,632,168,996.40	-	21,552,516,709.69


Certified Correct:


AGNES D. MARFORI
 OIC, BUDGET DIVISION


Certified Correct:


FILIPINA V. VELASQUEZ, CPA, MM
 OIC, CHIEF ACCOUNTANT

Recommending Approval:


ROWENA C. LORA, CPA, MM
 OIC, DIRECTOR IV

Approved By:


ROGER P. TONG-AN, DMPA, MAN, RN
 UNDERSECRETARY OF HEALTH