

STATEMENT OF APPROPRIATIONS, ALLOTMENTS, OBLIGATIONS, DISBURSEMENTS AND BALANCES
As of the Quarter Ending March 31, 2022

Department: Department of Health (DOH)
Agency: Office of the Secretary
Operating Unit: All
Organization Code (UACS): 130010000000
Fund Cluster: 01 - Regular Agency Fund, 04 - Special Accounts/ Foreign Assisted

■ Current Year Appropriations
■ Continuing Appropriations

I. NEW APPROPRIATION (CURRENT)	PROGRAM/ACTIVITY/PROJECT	PREXC CODE	APPROPRIATION				ALLOTMENTS					TOTAL OBLIGATION				
			Authorized Appropriation	Outside Dept.	Within Dept.	Adjusted Appropriations	Allotments Received	Adjustments	(Transfer to)	Transfer from	Adjusted Total Allotments	1st Qtr ending March 31	2nd Qtr ending June 30	3rd Qtr ending Sept. 30	4th Qtr ending Dec. 31	TOTAL
							TOTAL	TOTAL		TOTAL						
A. PROGRAMS																
I. GENERAL ADMINISTRATION AND SUPPORT																
Gene	General Management and Supervision	100000100001000	670,179,000.00	-	-	670,179,000.00	670,179,000.00	-	(4,740,000.00)	4,740,000.00	670,179,000.00	237,054,811.25	-	-	-	237,054,811.25
Gene	Personnel Services		365,588,000.00	-	-	365,588,000.00	365,588,000.00	-	-	-	365,588,000.00	83,572,660.74	-	-	-	83,572,660.74
Gene	Maintenance & Other Operating Expenses		304,591,000.00	-	-	304,591,000.00	304,591,000.00	-	4,740,000.00	4,740,000.00	304,591,000.00	153,482,150.51	-	-	-	153,482,150.51
Gene	Capital Outlays		-	-	-	-	-	-	-	-	-	-	-	-	-	-
Admi	Administration of Personnel Benefits	100000100002000	7,662,306,000.00	-	0.00	7,662,306,000.00	7,662,306,000.00	-	(6,947,079,240.81)	6,947,079,240.81	7,662,306,000.00	835,084,612.23	-	-	-	835,084,612.23
Admi	Personnel Services		7,662,306,000.00	-	0.00	7,662,306,000.00	7,662,306,000.00	-	6,947,079,240.81	6,947,079,240.81	7,662,306,000.00	835,084,612.23	-	-	-	835,084,612.23
Admi	Maintenance & Other Operating Expenses		-	-	-	-	-	-	-	-	-	-	-	-	-	-
Admi	Capital Outlays		-	-	-	-	-	-	-	-	-	-	-	-	-	-
TOTAL	TOTAL, GASS		8,332,485,000.00	-	0.00	8,332,485,000.00	8,332,485,000.00	-	(6,951,819,240.81)	6,951,819,240.81	8,332,485,000.00	1,072,139,423.48	-	-	-	1,072,139,423.48
II. SUPPORT TO OPERATIONS																
Healt	Health Information Technology	200000100001000	638,668,000.00	-	0.00	638,668,000.00	638,668,000.00	-	(180,919,054.40)	180,919,054.40	638,668,000.00	55,238,073.05	-	-	-	55,238,073.05
Healt	Personnel Services		6,713,000.00	-	-	6,713,000.00	6,713,000.00	-	-	-	6,713,000.00	5,653,769.44	-	-	-	5,653,769.44
Healt	Maintenance & Other Operating Expenses		263,732,000.00	-	0.00	263,732,000.00	263,732,000.00	-	61,369,054.40	61,369,054.40	263,732,000.00	49,584,303.61	-	-	-	49,584,303.61
Healt	Capital Outlays		368,223,000.00	-	-	368,223,000.00	368,223,000.00	-	119,550,000.00	119,550,000.00	368,223,000.00	-	-	-	-	-
Opera	Operations of Regional Offices	200000100002000	1,333,080,000.00	-	-	1,333,080,000.00	1,333,080,000.00	-	(10,624,399.58)	10,624,399.58	1,333,080,000.00	300,102,328.90	-	-	-	300,102,328.90
Opera	Personnel Services		1,109,491,000.00	-	-	1,109,491,000.00	1,109,491,000.00	-	10,624,399.58	10,624,399.58	1,109,491,000.00	247,033,970.54	-	-	-	247,033,970.54
Opera	Maintenance & Other Operating Expenses		223,589,000.00	-	-	223,589,000.00	223,589,000.00	-	-	-	223,589,000.00	53,068,358.36	-	-	-	53,068,358.36
Opera	Capital Outlays		-	-	-	-	-	-	-	-	-	-	-	-	-	-
Procu	Procurement and Supply Chain Management	200000100003000	2,196,327,000.00	-	0.00	2,196,327,000.00	2,196,327,000.00	-	(625,745,395.20)	625,745,395.20	2,196,327,000.00	1,169,468,121.22	-	-	-	1,169,468,121.22
Procu	Personnel Services		-	-	-	-	-	-	-	-	-	-	-	-	-	-
Procu	Maintenance & Other Operating Expenses		1,461,307,000.00	-	0.00	1,461,307,000.00	1,461,307,000.00	-	25,225,395.20	25,225,395.20	1,461,307,000.00	1,169,468,121.22	-	-	-	1,169,468,121.22
Procu	Capital Outlays		735,020,000.00	-	-	735,020,000.00	735,020,000.00	-	600,520,000.00	600,520,000.00	735,020,000.00	-	-	-	-	-
TOTAL	TOTAL, STO		4,168,075,000.00	-	0.00	4,168,075,000.00	4,168,075,000.00	-	(817,288,849.18)	817,288,849.18	4,168,075,000.00	1,524,808,523.17	-	-	-	1,524,808,523.17
III. OPERATIONS																
ACCESS TO PROMOTIVE AND PREVENTIVE HEALTH CARE SERVICES IMPROVED																
HEALTH POLICY AND STANDARDS DEVELOPMENT PROGRAM																
Intern	International Health Policy Development	310100100001000	41,246,000.00	-	-	41,246,000.00	41,246,000.00	-	(380,000.00)	380,000.00	41,246,000.00	19,970,104.52	-	-	-	19,970,104.52
Intern	Personnel Services		23,459,000.00	-	-	23,459,000.00	23,459,000.00	-	-	-	23,459,000.00	6,086,636.84	-	-	-	6,086,636.84
Intern	Maintenance & Other Operating Expenses		17,787,000.00	-	-	17,787,000.00	17,787,000.00	-	-	-	17,787,000.00	4,679,546.13	-	-	-	4,679,546.13
Intern	Capital Outlays		-	-	-	-	-	-	-	-	-	1,407,090.71	-	-	-	1,407,090.71
Healt	Health Sector Policy and Plan Development	310100100002000	45,981,000.00	-	-	45,981,000.00	45,981,000.00	-	-	-	45,981,000.00	10,758,105.50	-	-	-	10,758,105.50
Healt	Personnel Services		23,645,000.00	-	-	23,645,000.00	23,645,000.00	-	-	-	23,645,000.00	8,155,411.43	-	-	-	8,155,411.43
Healt	Maintenance & Other Operating Expenses		22,336,000.00	-	-	22,336,000.00	22,336,000.00	-	-	-	22,336,000.00	2,602,694.07	-	-	-	2,602,694.07
Healt	Capital Outlays		-	-	-	-	-	-	-	-	-	-	-	-	-	-
Healt	Health Sector Research Development	310100100003000	133,060,000.00	-	-	133,060,000.00	133,060,000.00	-	(380,000.00)	380,000.00	133,060,000.00	3,125,362.18	-	-	-	3,125,362.18
Healt	Personnel Services		59,871,000.00	-	-	59,871,000.00	59,871,000.00	-	-	-	59,871,000.00	-	-	-	-	-
Healt	Maintenance & Other Operating Expenses		73,189,000.00	-	-	73,189,000.00	73,189,000.00	-	380,000.00	380,000.00	73,189,000.00	3,125,362.18	-	-	-	3,125,362.18
Healt	Capital Outlays		-	-	-	-	-	-	-	-	-	-	-	-	-	-
HEALTH SYSTEMS STRENGTHENING PROGRAM																
SERVICE DELIVERY SUB-PROGRAM																
Healt	Health Facility Policy and Plan Development	310201100001000	329,079,000.00	-	0.00	329,079,000.00	329,079,000.00	-	(32,000,000.00)	32,000,000.00	329,079,000.00	128,728,809.44	-	-	-	128,728,809.44
Healt	Personnel Services		34,398,000.00	-	-	34,398,000.00	34,398,000.00	-	-	-	34,398,000.00	8,439,940.45	-	-	-	8,439,940.45
Healt	Maintenance & Other Operating Expenses		294,681,000.00	-	-	294,681,000.00	294,681,000.00	-	32,000,000.00	32,000,000.00	294,681,000.00	120,288,868.99	-	-	-	120,288,868.99
Healt	Capital Outlays		-	-	-	-	-	-	-	-	-	-	-	-	-	-

PROGRAM/ACTIVITY/PROJECT	PREXC CODE	APPROPRIATION				ALLOTMENTS					TOTAL OBLIGATION				
		Authorized Appropriation	Outside Dept.	Within Dept.	Adjusted Appropriations	Allotments Received	Adjustments	(Transfer to)	Transfer from	Adjusted Total Allotments	1st Qtr ending March 31	2nd Qtr ending June 30	3rd Qtr ending Sept. 30	4th Qtr ending Dec. 31	TOTAL
						TOTAL	TOTAL		TOTAL						
Assis Capital Outlays		-	-	-	-	-	-	-	-	-	-	-	-	-	
Canc Cancer Assistance Fund	340100100002000	529,200,000.00	-	-	529,200,000.00	529,200,000.00	-	-	-	529,200,000.00	-	-	-	-	
Canc Personnel Services		-	-	-	-	-	-	-	-	-	-	-	-	-	
Canc Maintenance & Other Operating Expenses		529,200,000.00	-	-	529,200,000.00	529,200,000.00	-	-	-	529,200,000.00	-	-	-	-	
Canc Capital Outlays		-	-	-	-	-	-	-	-	-	-	-	-	-	
Personnel Services		-	-	-	-	-	-	-	-	-	-	-	-	-	
Maintenance & Other Operating Expenses		-	-	-	-	-	-	-	-	-	-	-	-	-	
Capital Outlays		-	-	-	-	-	-	-	-	-	-	-	-	-	
Personnel Services		-	-	-	-	-	-	-	-	-	-	-	-	-	
Maintenance & Other Operating Expenses		-	-	-	-	-	-	-	-	-	-	-	-	-	
Capital Outlays		-	-	-	-	-	-	-	-	-	-	-	-	-	
Personnel Services		-	-	-	-	-	-	-	-	-	-	-	-	-	
Maintenance & Other Operating Expenses		-	-	-	-	-	-	-	-	-	-	-	-	-	
Capital Outlays		-	-	-	-	-	-	-	-	-	-	-	-	-	
Personnel Services		-	-	-	-	-	-	-	-	-	-	-	-	-	
Maintenance & Other Operating Expenses		-	-	-	-	-	-	-	-	-	-	-	-	-	
Capital Outlays		-	-	-	-	-	-	-	-	-	-	-	-	-	
Personnel Services		-	-	-	-	-	-	-	-	-	-	-	-	-	
Maintenance & Other Operating Expenses		-	-	-	-	-	-	-	-	-	-	-	-	-	
Capital Outlays		-	-	-	-	-	-	-	-	-	-	-	-	-	
Personnel Services		-	-	-	-	-	-	-	-	-	-	-	-	-	
Maintenance & Other Operating Expenses		-	-	-	-	-	-	-	-	-	-	-	-	-	
Capital Outlays		-	-	-	-	-	-	-	-	-	-	-	-	-	
SUB-	SUBTOTAL: ACCESS TO SOCIAL HEALTH PROTECTION ASS	21,890,229,000.00	-	0.00	21,890,229,000.00	21,890,229,000.00	-	(3,671,076,030.28)	3,671,076,030.28	21,890,229,000.00	1,635,216,190.27	-	-	-	
TOT	TOTAL, OPERATIONS	170,873,599,000.00	-	0.00	170,873,599,000.00	166,487,617,000.00	-	(46,442,900,571.06)	46,442,900,571.06	166,487,617,000.00	28,505,461,972.16	-	-	1,635,216,190.27	
TOT	TOTAL NEW APPROPRIATIONS	183,374,159,000.00	-	0.00	183,374,159,000.00	178,988,177,000.00	-	(54,212,008,661.05)	54,212,008,661.05	178,988,177,000.00	31,102,409,918.81	-	-	28,505,461,972.16	
Perso	PS	70,805,855,000.00	-	0.00	70,805,855,000.00	70,805,855,000.00	-	(21,760,383,873.42)	21,760,383,873.42	70,805,855,000.00	15,981,613,653.54	-	-	31,102,409,918.81	
Main	MOOE	85,611,657,000.00	-	0.00	85,611,657,000.00	81,225,675,000.00	-	(10,021,487,787.63)	10,021,487,787.63	81,225,675,000.00	11,856,141,007.45	-	-	15,981,613,653.54	
Capita	CO	26,956,647,000.00	-	-	26,956,647,000.00	26,956,647,000.00	-	(22,430,137,000.00)	22,430,137,000.00	26,956,647,000.00	3,264,655,257.83	-	-	11,856,141,007.45	
		-	-	-	-	-	-	-	-	-	-	-	-	3,264,655,257.83	
II. AU	II. AUTOMATIC APPROPRIATION														
Retir	Retirement and Life Insurance Premi	01104102	3,703,277,000.00	-	1,213,391,340.00	4,916,668,340.00	3,703,277,000.00	1,213,391,340.00	(10,153,460.71)	10,153,460.71	4,916,668,340.00	902,270,540.45	-	902,270,540.45	
Retir	Personnel Services		3,703,277,000.00	-	1,213,391,340.00	4,916,668,340.00	3,703,277,000.00	1,213,391,340.00	(10,153,460.71)	10,153,460.71	4,916,668,340.00	902,270,540.45	-	902,270,540.45	
Retir	Maintenance & Other Operating Expenses		-	-	-	-	-	-	-	-	-	-	-	902,270,540.45	
Retir	Capital Outlays		-	-	-	-	-	-	-	-	-	-	-	-	
Cust	Custom and Duties and Taxes	01104105	-	-	-	-	-	-	-	-	-	-	-	-	
Cust	Personnel Services		-	-	-	-	-	-	-	-	-	-	-	-	
Cust	Maintenance & Other Operating Expenses		-	-	-	-	-	-	-	-	-	-	-	-	
Cust	Capital Outlays		-	-	-	-	-	-	-	-	-	-	-	-	
Franc	Franchise Tax	03104347	29,420,000.00	-	-	29,420,000.00	-	-	-	-	-	-	-	-	
Franc	Personnel Services		-	-	-	-	-	-	-	-	-	-	-	-	
Franc	Maintenance & Other Operating Expenses		29,420,000.00	-	-	29,420,000.00	-	-	-	-	-	-	-	-	
Franc	Capital Outlays		-	-	-	-	-	-	-	-	-	-	-	-	
Regu	Regulation of Health Establishments a	03104348	-	-	586,238,000.00	586,238,000.00	-	586,238,000.00	-	586,238,000.00	51,988,251.10	-	-	51,988,251.10	
Regu	Personnel Services		-	-	-	-	-	-	-	-	-	-	-	-	
Regu	Maintenance & Other Operating Expenses		-	-	545,668,000.00	545,668,000.00	-	545,668,000.00	-	545,668,000.00	51,988,251.10	-	-	51,988,251.10	
Regu	Capital Outlays		-	-	40,570,000.00	40,570,000.00	-	40,570,000.00	-	40,570,000.00	-	-	-	-	
Provi	Provision of Quarantine Services and I	03104349	-	-	148,745,000.00	148,745,000.00	-	148,745,000.00	-	148,745,000.00	32,874,370.65	-	-	32,874,370.65	
Provi	Personnel Services		-	-	-	-	-	-	-	-	-	-	-	-	
Provi	Maintenance & Other Operating Expenses		-	-	118,782,000.00	118,782,000.00	-	118,782,000.00	-	118,782,000.00	32,874,370.65	-	-	32,874,370.65	
Provi	Capital Outlays		-	-	29,963,000.00	29,963,000.00	-	29,963,000.00	-	29,963,000.00	-	-	-	-	
Asiar	Asian Development Bank - Marawi		-	-	4,671,821.00	4,671,821.00	-	4,671,821.00	(4,671,821.00)	4,671,821.00	4,671,820.40	-	-	4,671,820.40	
Asiar	Personnel Services		-	-	-	-	-	-	-	-	-	-	-	-	
Asiar	Maintenance & Other Operating Expenses		-	-	1,310,699.00	1,310,699.00	-	1,310,699.00	(1,310,699.00)	1,310,699.00	1,310,698.40	-	-	1,310,698.40	
Asiar	Capital Outlays		-	-	3,361,122.00	3,361,122.00	-	3,361,122.00	(3,361,122.00)	3,361,122.00	3,361,122.00	-	-	3,361,122.00	

	PROGRAM/ACTIVITY/PROJECT	PREXC CODE	APPROPRIATION				ALLOTMENTS					TOTAL OBLIGATION				
			Authorized Appropriation	Outside Dept.	Within Dept.	Adjusted Appropriations	Allotments Received	Adjustments	Alotments (Transfer to)	Transfer from	Adjusted Total Allotments	1st Qtr ending March 31	2nd Qtr ending June 30	3rd Qtr ending Sept. 30	4th Qtr ending Dec. 31	TOTAL
											TOTAL	TOTAL	TOTAL	TOTAL	TOTAL	TOTAL
	Personnel Services		-	-	-	-	-	-	-	-	-	-	-	-	-	
	Maintenance & Other Operating Expenses		-	-	-	-	-	-	-	-	-	-	-	-	-	
	Capital Outlays		-	-	-	-	-	-	-	-	-	-	-	-	-	
SUB-	SUB-TOTAL, AUTOMATIC APPROPRIATION		3,732,697,000.00	-	1,953,046,161.00	5,685,743,161.00	3,703,277,000.00	1,953,046,161.00	(14,825,281.71)	14,825,281.71	5,656,323,161.00	991,804,982.60	-	-	991,804,982.60	
SUB-	PS		3,703,277,000.00	-	1,213,391,340.00	4,916,668,340.00	3,703,277,000.00	1,213,391,340.00	(10,153,460.71)	10,153,460.71	4,916,668,340.00	902,270,540.45	-	-	902,270,540.45	
SUB-	MOOE		29,420,000.00	-	665,760,699.00	695,180,699.00	-	665,760,699.00	(1,310,699.00)	1,310,699.00	665,760,699.00	86,173,320.15	-	-	86,173,320.15	
SUB-	CO		-	-	73,894,122.00	73,894,122.00	-	73,894,122.00	(3,361,122.00)	3,361,122.00	73,894,122.00	3,361,122.00	-	-	3,361,122.00	
III. SF	III. SPECIAL PURPOSE FUND		-	-	-	-	-	-	-	-	-	-	-	-	-	
Pens	Pension and Graduity Fund	01101407	-	-	-	-	-	-	-	-	-	-	-	-	-	
Pens	Personnel Services		-	-	-	-	-	-	-	-	-	-	-	-	-	
Pens	Maintenance & Other Operating Expenses		-	-	-	-	-	-	-	-	-	-	-	-	-	
Pens	Capital Outlays		-	-	-	-	-	-	-	-	-	-	-	-	-	
Misc	Miscellaneous Personnel Benefits Fun	01101406	-	-	875,208,281.00	875,208,281.00	-	875,208,281.00	(764,220,009.82)	764,220,009.82	875,208,281.00	540,190,980.63	-	-	540,190,980.63	
Misc	Personnel Services		-	-	875,073,281.00	875,073,281.00	-	875,073,281.00	(764,220,009.82)	764,220,009.82	875,073,281.00	540,190,980.63	-	-	540,190,980.63	
Misc	Maintenance & Other Operating Expenses		-	-	135,000.00	135,000.00	-	135,000.00	-	-	135,000.00	-	-	-	135,000.00	
Misc	Capital Outlays		-	-	-	-	-	-	-	-	-	-	-	-	-	
SUB-	SUB-TOTAL, SPECIAL PURPOSE FUND		-	-	875,208,281.00	875,208,281.00	-	875,208,281.00	(764,220,009.82)	764,220,009.82	875,208,281.00	540,190,980.63	-	-	540,190,980.63	
SUB-	PS		-	-	875,073,281.00	875,073,281.00	-	875,073,281.00	(764,220,009.82)	764,220,009.82	875,073,281.00	540,190,980.63	-	-	540,190,980.63	
SUB-	MOOE		-	-	135,000.00	135,000.00	-	135,000.00	-	-	135,000.00	-	-	-	135,000.00	
SUB-	CO		-	-	-	-	-	-	-	-	-	-	-	-	-	
Asia	Asian Infrastructure Investment Bank- AIIB Loan (HEAL 2 - A		-	-	12,750,000,000.00	12,750,000,000.00	-	12,750,000,000.00	-	-	12,750,000,000.00	-	-	-	-	
Asia	Personnel Services		-	-	-	-	-	-	-	-	-	-	-	-	-	
Asia	Maintenance & Other Operating Expenses		-	-	12,750,000,000.00	12,750,000,000.00	-	12,750,000,000.00	-	-	12,750,000,000.00	-	-	-	-	
Asia	Capital Outlays		-	-	-	-	-	-	-	-	-	-	-	-	-	
ADB	ADB- Health System Enhancement to Address and Limit (HEA		-	-	12,750,000,000.00	12,750,000,000.00	-	12,750,000,000.00	-	-	12,750,000,000.00	-	-	-	-	
ADB	Personnel Services		-	-	-	-	-	-	-	-	-	-	-	-	-	
ADB	Maintenance & Other Operating Expenses		-	-	12,750,000,000.00	12,750,000,000.00	-	12,750,000,000.00	-	-	12,750,000,000.00	-	-	-	-	
ADB	Capital Outlays		-	-	-	-	-	-	-	-	-	-	-	-	-	
WB	WB - Philippine COVID-19 Emergency Response Project (PCER		-	-	15,300,000,000.00	15,300,000,000.00	-	15,300,000,000.00	-	-	15,300,000,000.00	-	-	-	-	
WB	Personnel Services		-	-	-	-	-	-	-	-	-	-	-	-	-	
WB	Maintenance & Other Operating Expenses		-	-	15,300,000,000.00	15,300,000,000.00	-	15,300,000,000.00	-	-	15,300,000,000.00	-	-	-	-	
WB	Capital Outlays		-	-	-	-	-	-	-	-	-	-	-	-	-	
ADB	ADB- Health System Enhancement to Address and Limit (HEA		-	-	643,400,959.00	643,400,959.00	-	643,400,959.00	-	-	643,400,959.00	-	-	-	-	
ADB	Personnel Services		-	-	-	-	-	-	-	-	-	-	-	-	-	
ADB	Maintenance & Other Operating Expenses		-	-	-	-	-	-	-	-	-	-	-	-	-	
ADB	Capital Outlays		-	-	643,400,959.00	643,400,959.00	-	643,400,959.00	-	-	643,400,959.00	-	-	-	-	
SUB-	SUB-TOTAL, UNPROGRAMMED FUNDS		-	-	41,443,400,959.00	41,443,400,959.00	-	41,443,400,959.00	-	-	41,443,400,959.00	-	-	-	-	
SUB-	PS		-	-	-	-	-	-	-	-	-	-	-	-	-	
SUB-	MOOE		-	-	40,800,000,000.00	40,800,000,000.00	-	40,800,000,000.00	-	-	40,800,000,000.00	-	-	-	-	
SUB-	CO		-	-	643,400,959.00	643,400,959.00	-	643,400,959.00	-	-	643,400,959.00	-	-	-	-	
GRA	GRAND TOTAL (CURRENT YEAR 2021)		187,106,856,000.00	-	44,271,655,401.00	231,378,511,401.00	182,691,454,000.00	44,271,655,401.00	(54,991,053,952.58)	54,991,053,952.58	226,963,109,401.00	32,634,405,882.04	-	-	32,634,405,882.04	
GRA	PS		74,509,132,000.00	-	2,088,464,621.00	76,597,596,621.00	74,509,132,000.00	2,088,464,621.00	(22,534,757,343.95)	22,534,757,343.95	76,597,596,621.00	17,424,075,174.62	-	-	17,424,075,174.62	
GRA	MOOE		85,641,077,000.00	-	41,465,895,699.00	127,106,972,699.00	81,225,675,000.00	41,465,895,699.00	(10,022,798,486.63)	10,022,798,486.63	122,681,570,699.00	11,942,314,327.60	-	-	11,942,314,327.60	
GRA	CO		26,956,647,000.00	-	717,295,081.00	27,673,942,081.00	26,956,647,000.00	717,295,081.00	(22,433,498,122.00)	22,433,498,122.00	27,673,942,081.00	3,268,016,379.83	-	-	3,268,016,379.83	
I. NE	I. CONTINUING APPROPRIATIONS		-	-	-	-	-	-	-	-	-	-	-	-	-	
A. PR	A. PROGRAMS		-	-	-	-	-	-	-	-	-	-	-	-	-	
I. GE	I. GENERAL ADMINISTRATION AND SUPPORT		-	-	-	-	-	-	-	-	-	-	-	-	-	
Gene	General Management and Supervision	10000100001000	23,083,116.24	-	11,205,940.34	34,289,056.58	23,083,116.24	11,205,940.34	(4,000,000.00)	4,000,000.00	34,289,056.58	10,515,638.48	-	-	10,515,638.48	
Gene	Personnel Services		-	-	-	-	-	-	-	-	-	-	-	-	-	
Gene	Maintenance & Other Operating Expenses		23,083,116.24	-	11,205,940.34	34,289,056.58	23,083,116.24	11,205,940.34	-	-	34,289,056.58	10,515,638.48	-	-	10,515,638.48	
Gene	Capital Outlays		-	-	-	-	-	-	-	-	-	-	-	-	-	
Admi	Administration of Personnel Benefits	10000100002000	-	-	-	-	-	-	-	-	-	-	-	-	-	

PROGRAM/ACTIVITY/PROJECT	PREXC CODE	APPROPRIATION				ALLOTMENTS					TOTAL OBLIGATION				
		Authorized Appropriation	Outside Dept.	Within Dept.	Adjusted Appropriations	Allotments Received	Adjustments	Transfer from	Adjusted Total Allotments	1st Qtr ending March 31	2nd Qtr ending June 30	3rd Qtr ending Sept. 30	4th Qtr ending Dec. 31	TOTAL	
						TOTAL	TOTAL								(Transfer to)
Human Resources for Health (HRH) and	310202100002000	21,249,731.11		43,183.20	21,292,914.31	21,249,731.11	43,183.20			21,292,914.31	4,800,008.30			4,800,008.30	
Personnel Services															
Maintenance & Other Operating Expenses		21,249,731.11		43,183.20	21,292,914.31	21,249,731.11	43,183.20			21,292,914.31	4,800,008.30			4,800,008.30	
Capital Outlays															
HEALTH PROMOTION SUB-PROGRAM		27,198,790.98		75,568.77	27,274,359.75	27,198,790.98	75,568.77	736,642.57	736,642.57	27,274,359.75	2,903,782.90			2,903,782.90	
Health Promotion	310203100001000	27,198,790.98		75,568.77	27,274,359.75	27,198,790.98	75,568.77	736,642.57	736,642.57	27,274,359.75	2,903,782.90			2,903,782.90	
Personnel Services															
Maintenance & Other Operating Expenses		27,198,790.98		75,568.77	27,274,359.75	27,198,790.98	75,568.77	736,642.57	736,642.57	27,274,359.75	2,903,782.90			2,903,782.90	
Capital Outlays															
PUBLIC HEALTH MANAGEMENT SUB-PROGRAM		538,545,498.57		811,076.48	539,356,575.05	538,545,498.57	811,076.48	9,156,833.31	9,156,833.31	539,356,575.05	49,444,073.60			49,444,073.60	
Health System Enhancement to Address	310301100001000	70,917,234.10		86,918.90	71,004,153.00	70,917,234.10	86,918.90			71,004,153.00	124,145.87			124,145.87	
Personnel Services															
Maintenance & Other Operating Expenses		70,917,234.10		86,918.90	71,004,153.00	70,917,234.10	86,918.90			71,004,153.00	124,145.87			124,145.87	
Capital Outlays															
Philippines COVID-19 Emergency Respon	310301100001000	297,122,480.64		69,114.49	297,191,595.13	297,122,480.64	69,114.49			297,191,595.13	6,295,384.78			6,295,384.78	
Personnel Services															
Maintenance & Other Operating Expenses		143,174,257.19		69,114.49	143,243,371.68	143,174,257.19	69,114.49			143,243,371.68	6,295,384.78			6,295,384.78	
Capital Outlays		153,948,223.45			153,948,223.45	153,948,223.45				153,948,223.45					
Covid-19 Laboratory Network Commoditie	310301100001000	10,263,677.34		1,000.00	10,264,677.34	10,263,677.34	1,000.00	1,424,566.32	1,424,566.32	10,264,677.34	3,725,791.08			3,725,791.08	
Personnel Services															
Maintenance & Other Operating Expenses		10,263,677.34		1,000.00	10,264,677.34	10,263,677.34	1,000.00	1,424,566.32	1,424,566.32	10,264,677.34	3,725,791.08			3,725,791.08	
Capital Outlays															
Public Health Management	310301100001000	155,187,630.92		654,043.09	155,841,674.01	155,187,630.92	654,043.09	7,732,266.99	7,732,266.99	155,841,674.01	39,190,062.87			39,190,062.87	
Personnel Services															
Maintenance & Other Operating Expenses		155,187,630.92		654,043.09	155,841,674.01	155,187,630.92	654,043.09	7,732,266.99	7,732,266.99	155,841,674.01	39,190,062.87			39,190,062.87	
Capital Outlays															
Operation of PNAC Secretariat	310301100002000	5,054,475.57			5,054,475.57	5,054,475.57				5,054,475.57	108,689.00			108,689.00	
Personnel Services															
Maintenance & Other Operating Expenses		3,041,475.57			3,041,475.57	3,041,475.57				3,041,475.57	29,189.00			29,189.00	
Capital Outlays		2,013,000.00			2,013,000.00	2,013,000.00				2,013,000.00	79,500.00			79,500.00	
Complementary Feeding Program															
Personnel Services															
Maintenance & Other Operating Expenses															
Capital Outlays															
ENVIRONMENTAL AND OCCUPATIONAL HEALTH SUB-PROG		1,183,438.00			1,183,438.00	1,183,438.00				1,183,438.00	894,803.00			894,803.00	
Environmental and Occupational Health	310302100001000	1,183,438.00			1,183,438.00	1,183,438.00				1,183,438.00	894,803.00			894,803.00	
Personnel Services															
Maintenance & Other Operating Expenses		1,183,438.00			1,183,438.00	1,183,438.00				1,183,438.00	894,803.00			894,803.00	
Capital Outlays															
FAMILY HEALTH SUB-PROGRAM		197,773,590.62		72,227.40	197,701,363.22	197,773,590.62	72,227.40	31,941,463.63	31,941,463.63	197,701,363.22	32,876,506.23			32,876,506.23	
Family Health, Nutrition and Responsible	310304100001000	197,773,590.62		72,227.40	197,701,363.22	197,773,590.62	72,227.40	31,941,463.63	31,941,463.63	197,701,363.22	32,876,506.23			32,876,506.23	
Personnel Services															
Maintenance & Other Operating Expenses		193,773,590.62		72,227.40	193,701,363.22	193,773,590.62	72,227.40	31,941,463.63	31,941,463.63	193,701,363.22	30,293,606.23			30,293,606.23	
Capital Outlays		4,000,000.00			4,000,000.00	4,000,000.00				4,000,000.00	2,582,900.00			2,582,900.00	
PREVENTION AND CONTROL OF INFECTIOUS DISEASES SUB		270,094,388.13		24,710,655.42	294,805,043.55	270,094,388.13	24,710,655.42	10,349,781.19	10,349,781.19	294,805,043.55	138,771,306.84			138,771,306.84	
Prevention and Control of Other Infectious	310306100001000	270,094,388.13		24,710,655.42	294,805,043.55	270,094,388.13	24,710,655.42	10,349,781.19	10,349,781.19	294,805,043.55	138,771,306.84			138,771,306.84	
Personnel Services															
Maintenance & Other Operating Expenses		270,094,388.13		24,710,655.42	294,805,043.55	270,094,388.13	24,710,655.42	10,349,781.19	10,349,781.19	294,805,043.55	138,771,306.84			138,771,306.84	
Capital Outlays															

	PROGRAM/ACTIVITY/PROJECT	PREXC CODE	APPROPRIATION				ALLOTMENTS					TOTAL OBLIGATION				
			Authorized Appropriation	Outside Dept.	Within Dept.	Adjusted Appropriations	Allotments Received	Adjustments	Transfer from	Adjusted Total Allotments	1st Qtr ending March 31	2nd Qtr ending June 30	3rd Qtr ending Sept. 30	4th Qtr ending Dec. 31	TOTAL	
							TOTAL	TOTAL								(Transfer to)
PREX	PREXC 00 : ACCESS TO SAFE AND QUALITY HEALTH COMMODITIES, DEVICES AND FACILITIES ENSURED															
HEAL	HEALTH REGULATORY PROGRAM															
HEAL	HEALTH FACILITIES AND SERVICES REGULATION SUB-PROGRAM															
Regu	Regulations of Health Facilities and Servi	330101100001000	4,112,425.97		4,950.00	4,117,375.97	4,112,425.97	4,950.00	-		4,117,375.97	86,215.30		86,215.30		
Regu	Personnel Services		-	-	-	-	-	-	-	-	-	-	-	-		
Regu	Maintenance & Other Operating Expenses		4,112,425.97	-	4,950.00	4,117,375.97	4,112,425.97	4,950.00	-	-	4,117,375.97	86,215.30	-	86,215.30		
Regu	Capital Outlays		-	-	-	-	-	-	-	-	-	-	-	-		
Regu	Regulation of Regional Health Facilities a	330101100002000	5,403,979.82		-	5,403,979.82	5,403,979.82	-			5,403,979.82	1,092,829.77		1,092,829.77		
Regu	Personnel Services		-	-	-	-	-	-	-	-	-	-	-	-		
Regu	Maintenance & Other Operating Expenses		5,403,979.82	-	350,000.00	5,053,979.82	5,403,979.82	350,000.00	-	-	5,053,979.82	784,759.77	-	784,759.77		
Regu	Capital Outlays		-	-	350,000.00	350,000.00	-	350,000.00	-	-	350,000.00	308,070.00	-	308,070.00		
CON	CONSUMER HEALTH AND WELFARE SUB-PROGRAM															
Regu	Regulation of Health Products and Estab	330102100001000	12,388,390.80		-	12,388,390.80	12,388,390.80	-			12,388,390.80	1,055,570.00		1,055,570.00		
Regu	Personnel Services		-	-	-	-	-	-	-	-	-	-	-	-		
Regu	Maintenance & Other Operating Expenses		12,220,390.80	-	-	12,220,390.80	12,220,390.80	-	-	-	12,220,390.80	1,055,570.00	-	1,055,570.00		
Regu	Capital Outlays		168,000.00	-	-	168,000.00	168,000.00	-	-	-	168,000.00	-	-	168,000.00		
ROU	ROUTINE QUARANTINE SERVICES SU	330103000000000														
Provi	Provision of Quarantine Services and Inte	330103100001000														
Provi	Personnel Services		-	-	-	-	-	-	-	-	-	-	-	-		
Provi	Maintenance & Other Operating Expenses		-	-	-	-	-	-	-	-	-	-	-	-		
Provi	Capital Outlays		-	-	-	-	-	-	-	-	-	-	-	-		
HEAL	HEALTH TECHNOLOGY ASSESSMENT SUB-PROGRAM															
Health	Health Technology Assessment		20,629,359.58		7,260.00	20,636,619.58	20,629,359.58	7,260.00			20,636,619.58	4,316,407.50		4,316,407.50		
Health	Personnel Services		-	-	-	-	-	-	-	-	-	-	-	-		
Health	Maintenance & Other Operating Expenses		20,629,359.58	-	7,260.00	20,636,619.58	20,629,359.58	7,260.00	-	-	20,636,619.58	4,316,407.50	-	4,316,407.50		
Health	Capital Outlays		-	-	-	-	-	-	-	-	-	-	-	-		
SUB-	SUB-TOTAL, 00: ACCESS TO SAFE AND QUALITY HEALTH CO		42,534,156.17		12,210.00	42,546,366.17	42,534,156.17	12,210.00			42,546,366.17	6,551,022.57		6,551,022.57		
PREX	PREXC 00: ACCESS TO SOCIAL HEALTH PROTECTION ASSURED															
SOCI	SOCIAL HEALTH PROTECTION PROGRAM															
Assis	Assistance to Indigent Patients either con	340100100001000	4,627,834,691.71		149,563.34	4,627,984,255.05	4,627,834,691.71	149,563.34	(2,109,012,490.93)	2,109,012,490.93	4,627,984,255.05	1,793,474,180.41		1,793,474,180.41		
Assis	Personnel Services		-	-	-	-	-	-	-	-	-	-	-	-		
Assis	Maintenance & Other Operating Expenses		4,627,834,691.71	-	149,563.34	4,627,984,255.05	4,627,834,691.71	149,563.34	2,109,012,490.93	2,109,012,490.93	4,627,984,255.05	1,793,474,180.41	-	1,793,474,180.41		
Assis	Capital Outlays		-	-	-	-	-	-	-	-	-	-	-	-		
SUB-	SUB-TOTAL, 00: ACCESS TO SOCIAL HEALTH PROTECTION		4,627,834,691.71		149,563.34	4,627,984,255.05	4,627,834,691.71	149,563.34	(2,109,012,490.93)	2,109,012,490.93	4,627,984,255.05	1,793,474,180.41		1,793,474,180.41		
TOTAL	TOTAL, OPERATIONS		7,968,085,162.73		33,831,834.45	8,001,916,997.18	7,968,085,162.73	33,831,834.45	(2,047,793,148.55)	2,047,793,148.55	8,001,916,997.18	2,674,376,814.63		2,674,376,814.63		
TOTAL	TOTAL SPECIFIC BUDGET (CONAP 2021)		8,041,336,911.14		51,632,073.22	8,092,968,984.36	8,041,336,911.14	51,632,073.22	(2,058,793,148.55)	2,058,793,148.55	8,092,968,984.36	2,697,697,187.81		2,697,697,187.81		
Perse	PS															
Main	MOOE		6,416,377,005.43		48,100,175.37	6,464,477,180.80	6,416,377,005.43	48,100,175.37	(2,058,793,148.55)	2,058,793,148.55	6,464,477,180.80	2,241,100,156.75		2,241,100,156.75		
Capit	CO		1,624,959,905.71		3,531,897.85	1,628,491,803.56	1,624,959,905.71	3,531,897.85	-	-	1,628,491,803.56	456,597,031.06		456,597,031.06		
III. SP	III. SPECIAL PURPOSE FUND															
Pens	Pension and Graduity Fund															
Pens	Personnel Services		-	-	-	-	-	-	-	-	-	-	-	-		
Pens	Maintenance & Other Operating Expenses		-	-	-	-	-	-	-	-	-	-	-	-		
Pens	Capital Outlays		-	-	-	-	-	-	-	-	-	-	-	-		
Misc	Miscellaneous Personnel Benefits Fund															
Misc	Personnel Services		-	-	-	-	-	-	-	-	-	-	-	-		
Misc	Maintenance & Other Operating Expenses		-	-	-	-	-	-	-	-	-	-	-	-		
Misc	Capital Outlays		-	-	-	-	-	-	-	-	-	-	-	-		
Conti	Contingent Fund (SARO-BMB-B-21-0002785, SARO-BMB-B-21		1,118,251,571.86		4,085,720.73	1,122,337,292.59	1,118,251,571.86	4,085,720.73	(571,399,250.00)	571,399,250.00	1,122,337,292.59	741,297,360.75		741,297,360.75		
Conti	Personnel Services		-	-	-	-	-	-	-	-	-	-	-	-		
Conti	Maintenance & Other Operating Expenses		853,132,141.50	-	4,085,720.73	857,217,862.23	853,132,141.50	4,085,720.73	516,399,250.00	516,399,250.00	857,217,862.23	608,204,343.04	-	608,204,343.04		
Conti	Capital Outlays		265,119,430.36	-	-	265,119,430.36	265,119,430.36	-	55,000,000.00	55,000,000.00	265,119,430.36	133,093,017.71	-	133,093,017.71		
Conti	Contingent Fund (SARO-BMB-B-21-0008451/SARO-BMB-B-22-		2,028,837.59		1,183,374,182.28	1,185,403,019.87	2,028,837.59	1,183,374,182.28	(1,183,913,804.08)	1,183,913,804.08	1,185,403,019.87	1,124,675,404.98		1,124,675,404.98		
Conti	Personnel Services		-	-	-	-	-	-	-	-	-	-	-	-		

	PROGRAM/ACTIVITY/PROJECT	PREXC CODE	APPROPRIATION				ALLOTMENTS					TOTAL OBLIGATION						
			Authorized Appropriation	Outside Dept.	Within Dept.	Adjusted Appropriations	Allotments Received	Adjustments	Transfer from	Adjusted Total Allotments	1st Qtr ending March 31	2nd Qtr ending June 30	3rd Qtr ending Sept. 30	4th Qtr ending Dec. 31	TOTAL			
							TOTAL	TOTAL								(Transfer to)		
Conti	Maintenance & Other Operating Expenses		2,028,837.59	-	1,183,374,182.28	1,185,403,019.87	2,028,837.59	1,183,374,182.28	-	1,183,913,804.08	1,183,913,804.08	1,185,403,019.87	1,124,675,404.98	-	-	-	-	1,124,675,404.98
Conti	Capital Outlays		-	-	-	-	-	-	-	-	-	-	-	-	-	-	-	-
Conti	Contingent Fund (SARO-BMB-B-21-0008535)- Salaries & Bene		61,661,928.36	-	129,755.77	61,532,172.59	61,661,928.36	129,755.77	-	6,286,933.95	6,286,933.95	61,532,172.59	31,384,036.86	-	-	-	-	31,384,036.86
Conti	Personnel Services		-	-	-	-	-	-	-	-	-	-	-	-	-	-	-	-
Conti	Maintenance & Other Operating Expenses		61,661,928.36	-	129,755.77	61,532,172.59	61,661,928.36	129,755.77	-	6,286,933.95	6,286,933.95	61,532,172.59	31,384,036.86	-	-	-	-	31,384,036.86
Conti	Capital Outlays		-	-	-	-	-	-	-	-	-	-	-	-	-	-	-	-
Calar	Calamity Fund		-	-	293,619,200.00	293,619,200.00	-	-	-	-	-	-	-	-	-	-	-	-
Calar	Personnel Services		-	-	-	-	-	-	-	-	-	293,619,200.00	-	-	-	-	-	-
Calar	Maintenance & Other Operating Expenses		-	-	-	-	-	-	-	-	-	-	-	-	-	-	-	-
Calar	Capital Outlays		-	-	293,619,200.00	293,619,200.00	-	-	-	-	-	-	-	-	-	-	-	-
SUB-	SUB-TOTAL, SPECIAL PURPOSE FUND		1,181,942,337.81	-	1,480,949,347.24	2,662,891,685.05	1,181,942,337.81	1,480,949,347.24	(1,749,026,120.13)	1,749,026,120.13	2,662,891,685.05	1,897,358,802.59	-	-	-	-	-	1,897,358,802.59
SUB-	PS		-	-	-	-	-	-	-	-	-	-	-	-	-	-	-	-
SUB-	MOOE		916,822,907.45	-	1,187,330,147.24	2,104,153,054.69	916,822,907.45	1,187,330,147.24	(1,694,026,120.13)	1,694,026,120.13	2,104,153,054.69	1,764,263,784.88	-	-	-	-	-	1,764,263,784.88
SUB-	CO		265,119,430.36	-	293,619,200.00	558,738,630.36	265,119,430.36	293,619,200.00	(55,000,000.00)	55,000,000.00	558,738,630.36	133,093,017.71	-	-	-	-	-	133,093,017.71
TOT	TOTAL (CONAP 2021)		9,223,279,248.94	-	1,532,581,420.46	10,755,860,669.40	9,223,279,248.94	1,532,581,420.46	(3,807,819,268.68)	3,807,819,268.68	10,755,860,669.40	4,595,053,990.40	-	-	-	-	-	4,595,053,990.40
TOT	PS		-	-	-	-	-	-	-	-	-	-	-	-	-	-	-	-
TOT	MOOE		7,333,199,912.87	-	1,235,430,322.61	8,568,630,235.48	7,333,199,912.87	1,235,430,322.61	(3,752,819,268.68)	3,752,819,268.68	8,568,630,235.48	4,005,363,941.63	-	-	-	-	-	4,005,363,941.63
TOT	CO		1,890,079,336.07	-	297,151,097.85	2,187,230,433.92	1,890,079,336.07	297,151,097.85	(55,000,000.00)	55,000,000.00	2,187,230,433.92	589,690,048.77	-	-	-	-	-	589,690,048.77
GRAI	GRAND TOTAL (CURRENT + CONAP)		196,330,135,248.94	-	45,804,236,821.46	242,134,372,070.40	191,914,733,248.94	45,804,236,821.46	(58,798,873,221.26)	58,798,873,221.26	237,718,970,070.40	37,229,459,872.45	-	-	-	-	-	37,229,459,872.45
GRAI	PS		74,509,132,000.00	-	2,088,464,621.00	76,597,596,621.00	74,509,132,000.00	2,088,464,621.00	(22,534,757,343.95)	22,534,757,343.95	76,597,596,621.00	17,424,075,174.62	-	-	-	-	-	17,424,075,174.62
GRAI	MOOE		92,974,276,912.87	-	42,701,326,021.61	135,675,602,934.48	88,558,874,912.87	42,701,326,021.61	(13,775,617,755.31)	13,775,617,755.31	131,260,200,934.48	15,947,678,269.23	-	-	-	-	-	15,947,678,269.23
GRAI	CO		28,846,726,336.07	-	1,014,446,178.85	29,861,172,514.92	28,846,726,336.07	1,014,446,178.85	(22,488,498,122.00)	22,488,498,122.00	29,861,172,514.92	3,857,706,428.60	-	-	-	-	-	3,857,706,428.60

Department: Department of Health (DOH)
 Agency: Office of the Secretary
 Operating Unit: All
 Organization Code (UACS): 130010000000
 Fund Cluster: 01 - Regular Agency Fund, 04 - Special

PROGRAM/ACTIVITY/PROJECT	PREXC CODE	TOTAL DISBURSEMENT				TOTAL	BALANCES				
		1st Qtr ending March 31	2nd Qtr ending June 30	3rd Qtr ending Sept. 30	4th Qtr ending Dec. 31		Unreleased Appropriation	Unobligated Allotment	UNPAID OBLIGATION		
									Due and Demandable	Not Yet Due and Demandable	
I. NEW APPROPRIATION (CURRENT)											
A. PROGRAMS											
I. GENERAL ADMINISTRATION AND SUPPORT											
Gene General Management and Supervision	100000100001000	123,872,640.72	-	-	-	123,872,640.72	-	433,124,188.75	-	-	113,182,170.53
Gene Personnel Services		83,300,594.75	-	-	-	83,300,594.75	-	282,015,339.26	-	-	272,065.99
Gene Maintenance & Other Operating Expenses		40,572,045.97	-	-	-	40,572,045.97	-	151,108,849.49	-	-	112,910,104.54
Gene Capital Outlays		-	-	-	-	-	-	-	-	-	-
Admi Administration of Personnel Benefits	100000100002000	734,324,638.46	-	-	-	734,324,638.46	-	6,827,221,387.77	-	-	100,759,973.77
Admi Personnel Services		734,324,638.46	-	-	-	734,324,638.46	-	6,827,221,387.77	-	-	100,759,973.77
Admi Maintenance & Other Operating Expenses		-	-	-	-	-	-	-	-	-	-
Admi Capital Outlays		-	-	-	-	-	-	-	-	-	-
TOTAL, GASS		858,197,279.18	-	-	-	858,197,279.18	-	7,260,345,576.52	-	-	213,942,144.30
II. SUPPORT TO OPERATIONS											
Healt Health Information Technology	200000100001000	20,839,354.09	-	-	-	20,839,354.09	-	583,429,926.95	-	-	34,398,718.96
Healt Personnel Services		5,637,487.90	-	-	-	5,637,487.90	-	1,059,230.56	-	-	16,281.54
Healt Maintenance & Other Operating Expenses		15,201,866.19	-	-	-	15,201,866.19	-	214,147,696.39	-	-	34,382,437.42
Healt Capital Outlays		-	-	-	-	-	-	368,223,000.00	-	-	-
Opera Operations of Regional Offices	200000100002000	267,443,429.51	-	-	-	267,443,429.51	-	1,032,977,671.10	-	-	32,658,899.39
Opera Personnel Services		237,447,549.68	-	-	-	237,447,549.68	-	862,457,029.46	-	-	9,586,420.86
Opera Maintenance & Other Operating Expenses		29,995,879.83	-	-	-	29,995,879.83	-	170,520,641.64	-	-	23,072,478.53
Opera Capital Outlays		-	-	-	-	-	-	-	-	-	-
Procu Procurement and Supply Chain Management	200000100003000	4,420,426.36	-	-	-	4,420,426.36	-	1,026,858,878.78	-	-	1,165,047,694.86
Procu Personnel Services		-	-	-	-	-	-	-	-	-	-
Procu Maintenance & Other Operating Expenses		4,420,426.36	-	-	-	4,420,426.36	-	291,838,878.78	-	-	1,165,047,694.86
Procu Capital Outlays		-	-	-	-	-	-	735,020,000.00	-	-	-
TOTAL, STO		292,703,209.96	-	-	-	292,703,209.96	-	2,643,266,476.83	-	-	1,232,105,313.21
III. OPERATIONS											
PREX ACCESS TO PROMOTIVE AND PREVENTIVE HEALTH CARE											
HEAL HEALTH POLICY AND STANDARDS DEVELOPMENT PROGRAM		17,034,777.81	-	-	-	17,034,777.81	-	200,316,895.48	-	-	2,935,326.71
Intern International Health Policy Development	310100100001000	5,861,775.58	-	-	-	5,861,775.58	-	35,159,363.16	-	-	224,861.26
Intern Personnel Services		4,505,615.23	-	-	-	4,505,615.23	-	18,779,453.87	-	-	173,930.90
Intern Maintenance & Other Operating Expenses		1,356,160.35	-	-	-	1,356,160.35	-	16,379,909.29	-	-	50,930.36
Intern Capital Outlays		-	-	-	-	-	-	-	-	-	-
Healt Health Sector Policy and Plan Development	310100100002000	10,666,880.35	-	-	-	10,666,880.35	-	35,222,894.50	-	-	91,225.15
Healt Personnel Services		8,147,350.48	-	-	-	8,147,350.48	-	15,489,588.57	-	-	8,060.95
Healt Maintenance & Other Operating Expenses		2,519,529.87	-	-	-	2,519,529.87	-	19,733,305.93	-	-	83,164.20
Healt Capital Outlays		-	-	-	-	-	-	-	-	-	-
Healt Health Sector Research Development	310100100003000	506,121.88	-	-	-	506,121.88	-	129,934,637.82	-	-	2,619,240.30
Healt Personnel Services		-	-	-	-	-	-	59,871,000.00	-	-	-
Healt Maintenance & Other Operating Expenses		506,121.88	-	-	-	506,121.88	-	70,063,637.82	-	-	2,619,240.30
Healt Capital Outlays		-	-	-	-	-	-	-	-	-	-
HEAL HEALTH SYSTEMS STRENGTHENING PROGRAM		3,658,549,308.66	-	-	-	3,658,549,308.66	-	34,360,821,155.92	-	-	3,803,969,535.42
SERV SERVICE DELIVERY SUB-PROGRAM		230,748,129.98	-	-	-	230,748,129.98	-	20,931,016,964.75	-	-	2,852,313,905.27
Healt Health Facility Policy and Plan Development	310201100001000	22,990,396.39	-	-	-	22,990,396.39	-	200,350,190.56	-	-	105,738,413.05
Healt Personnel Services		8,421,506.51	-	-	-	8,421,506.51	-	25,958,059.55	-	-	18,433.94
Healt Maintenance & Other Operating Expenses		14,568,889.88	-	-	-	14,568,889.88	-	174,392,131.01	-	-	105,719,979.11
Healt Capital Outlays		-	-	-	-	-	-	-	-	-	-

PROGRAM/ACTIVITY/PROJECT	PREXC CODE	TOTAL DISBURSEMENT					BALANCES			
		1st Qtr ending March 31	2nd Qtr ending June 30	3rd Qtr ending Sept. 30	4th Qtr ending Dec. 31	TOTAL	Unreleased Appropriation	Unobligated Allotment	UNPAID OBLIGATION	
									Due and Demandable	Not Yet Due and Demandable
Health Facilities Enhancement Program	310201100002000	164,774,166.97	-	-	-	164,774,166.97	-	20,241,903,094.26	-	2,659,889,738.77
Personnel Services		-	-	-	-	-	-	-	-	-
Maintenance & Other Operating Expenses		5,356,390.75	-	-	-	5,356,390.75	-	60,895,038.54	-	-
Capital Outlays		159,417,776.22	-	-	-	159,417,776.22	-	20,181,008,055.72	-	5,748,570.71
		-	-	-	-	-	-	-	-	2,654,141,168.06
Local Health Systems Development and	310201100003000	37,609,874.18	-	-	-	37,609,874.18	-	-	-	-
Personnel Services		4,407,227.90	-	-	-	4,407,227.90	-	383,832,914.35	-	82,462,211.47
Maintenance & Other Operating Expenses		33,202,646.28	-	-	-	33,202,646.28	-	6,611,346.12	-	6,425.98
Capital Outlays		-	-	-	-	-	-	377,221,568.23	-	82,455,785.49
		-	-	-	-	-	-	-	-	-
Pharmaceutical Management	310201100004000	5,373,692.44	-	-	-	5,373,692.44	-	-	-	-
Personnel Services		-	-	-	-	-	-	104,930,765.58	-	4,223,541.98
Maintenance & Other Operating Expenses		5,373,692.44	-	-	-	5,373,692.44	-	-	-	-
Capital Outlays		-	-	-	-	-	-	104,930,765.58	-	4,223,541.98
		-	-	-	-	-	-	-	-	-
HEALTH HUMAN RESOURCE SUB-PROGRAM		3,410,932,141.79				3,410,932,141.79				
National Health Workforce Support Sys	310202100001000	3,398,429,690.17	-	-	-	3,398,429,690.17	-	12,944,924,929.25	-	924,677,928.96
Personnel Services		3,282,721,883.29	-	-	-	3,282,721,883.29	-	12,694,553,527.99	-	922,260,781.84
Maintenance & Other Operating Expenses		115,707,806.88	-	-	-	115,707,806.88	-	12,112,868,315.83	-	898,137,800.88
Capital Outlays		-	-	-	-	-	-	581,685,212.16	-	24,122,980.96
		-	-	-	-	-	-	-	-	-
Human Resources for Health (HRH) and	310202100002000	12,502,451.62	-	-	-	12,502,451.62	-	-	-	-
Personnel Services		6,614,825.34	-	-	-	6,614,825.34	-	250,371,401.26	-	2,417,147.12
Maintenance & Other Operating Expenses		5,887,626.28	-	-	-	5,887,626.28	-	36,040,167.20	-	36,007.46
Capital Outlays		-	-	-	-	-	-	214,331,234.06	-	2,381,139.66
		-	-	-	-	-	-	-	-	-
HEALTH PROMOTION SUB-PROGRAM		16,869,036.89				16,869,036.89				
Health Promotion	310203100001000	16,869,036.89	-	-	-	16,869,036.89	-	484,879,261.92	-	26,977,701.19
Personnel Services		2,808,095.67	-	-	-	2,808,095.67	-	484,879,261.92	-	26,977,701.19
Maintenance & Other Operating Expenses		14,060,941.22	-	-	-	14,060,941.22	-	26,234,827.38	-	13,076.95
Capital Outlays		-	-	-	-	-	-	458,644,434.54	-	26,964,624.24
		-	-	-	-	-	-	-	-	-
PUBLIC HEALTH PROGRAM		2,776,773,536.58				2,776,773,536.58	4,366,326,000.00	38,810,547,849.97		1,907,089,613.45
LOCALLY - FUNDED PROJECTS		2,367,675,327.50				2,367,675,327.50	1,080,840,000.00	16,444,904,538.47		1,361,009,134.04
Compensation and Other Benefits for Covid-19 Workers in Health		1,358,578,870.31	-	-	-	1,358,578,870.31	1,080,840,000.00	5,976,751,817.67	-	583,829,312.03
Personnel Services		846,293,710.12	-	-	-	846,293,710.12	-	3,580,244,971.96	-	73,461,317.92
Maintenance & Other Operating Expenses		512,285,160.19	-	-	-	512,285,160.19	1,080,840,000.00	2,396,506,845.71	-	510,367,994.11
Capital Outlays		-	-	-	-	-	-	-	-	-
		-	-	-	-	-	-	-	-	-
Covid-19 Laboratory Network Commodities	310300200001000	-	-	-	-	-	-	7,921,904,000.00	-	-
Personnel Services		-	-	-	-	-	-	-	-	-
Maintenance & Other Operating Expenses		-	-	-	-	-	-	-	-	-
Capital Outlays		-	-	-	-	-	-	7,921,904,000.00	-	-
		-	-	-	-	-	-	-	-	-
Covid-19 Human Resource for Health Emergency Hiring		1,009,096,457.19	-	-	-	1,009,096,457.19	-	2,546,248,720.80	-	777,179,822.01
Personnel Services		-	-	-	-	-	-	-	-	-
Maintenance & Other Operating Expenses		1,009,096,457.19	-	-	-	1,009,096,457.19	-	-	-	-
Capital Outlays		-	-	-	-	-	-	2,546,248,720.80	-	777,179,822.01
		-	-	-	-	-	-	-	-	-
FOREIGN-ASSISTED PROJECT(S)		4,211,726.95				4,211,726.95	492,516,000.00	1,049,297,596.68		37,986,676.37
Health System Enhancement to Address	310300300002000	4,211,726.95	-	-	-	4,211,726.95	-	40,349,428.66	-	20,195,844.39
Personnel Services		-	-	-	-	-	-	-	-	-
Maintenance & Other Operating Expenses		4,211,726.95	-	-	-	4,211,726.95	-	12,465,428.66	-	20,195,844.39
Capital Outlays		-	-	-	-	-	-	27,884,000.00	-	-
		-	-	-	-	-	-	-	-	-
Philippines COVID-19 Emergency Respo	310300300003000	-	-	-	-	-	-	1,008,948,168.02	-	17,790,831.98
Personnel Services		-	-	-	-	-	-	-	-	-
Maintenance & Other Operating Expenses		-	-	-	-	-	-	-	-	-
Capital Outlays		-	-	-	-	-	-	221,739,000.00	-	-
		-	-	-	-	-	-	787,209,168.02	-	17,790,831.98
World Bank Philippine Multi-Sectoral Nutrition Project		-	-	-	-	-	492,516,000.00	-	-	-

PROGRAM/ACTIVITY/PROJECT	PREXC CODE	TOTAL DISBURSEMENT					BALANCES			
		1st Qtr ending March 31	2nd Qtr ending June 30	3rd Qtr ending Sept. 30	4th Qtr ending Dec. 31	TOTAL	Unreleased Appropriation	Unobligated Allotment	UNPAID OBLIGATION	
									Due and Demandable	Not Yet Due and Demandable
Covid	Personnel Services	-	-	-	-	-	-	-	-	-
Covid	Maintenance & Other Operating Expenses	-	-	-	-	-	-	-	-	-
Covid	Capital Outlays	-	-	-	-	-	492,516,000.00	-	-	-
	PUBLIC HEALTH MANAGEMENT SUB-PROGRAM	401,583,272.26	-	-	-	401,583,272.26	-	-	-	-
Public	Public Health Management	401,583,272.26	-	-	-	401,583,272.26	-	2,846,941,878.24	-	455,508,849.50
Public	Personnel Services	177,949,088.93	-	-	-	177,949,088.93	-	2,841,681,878.24	-	455,508,849.50
Public	Maintenance & Other Operating Expenses	223,634,183.33	-	-	-	223,634,183.33	-	469,434,424.50	-	6,727,486.57
Public	Capital Outlays	-	-	-	-	-	-	2,372,247,453.74	-	448,781,362.93
	FAMILY HEALTH SUB-PROGRAM	3,303,209.87	-	-	-	3,303,209.87	-	-	-	-
Oper	Environmental and Occupational Health	-	-	-	-	-	-	-	-	-
Oper	Personnel Services	-	-	-	-	-	-	5,260,000.00	-	-
Oper	Maintenance & Other Operating Expenses	-	-	-	-	-	-	-	-	-
Oper	Capital Outlays	-	-	-	-	-	-	5,260,000.00	-	-
	FAMILY HEALTH SUB-PROGRAM	3,303,209.87	-	-	-	3,303,209.87	-	-	-	-
Famil	Family Health , Immunization, Nutrition an	3,303,209.87	-	-	-	3,303,209.87	-	7,064,169,836.59	-	52,584,953.54
Famil	Personnel Services	-	-	-	-	-	-	7,064,169,836.59	-	52,584,953.54
Famil	Maintenance & Other Operating Expenses	3,303,209.87	-	-	-	-	-	-	-	-
Famil	Capital Outlays	-	-	-	-	3,303,209.87	-	7,064,169,836.59	-	52,584,953.54
	Locally Funded Project	-	-	-	-	-	-	-	-	-
Famil	Procurement of Covid-19 Vaccine Booster Shots	-	-	-	-	-	2,792,970,000.00	-	-	-
Famil	Personnel Services	-	-	-	-	-	2,792,970,000.00	-	-	-
Famil	Maintenance & Other Operating Expenses	-	-	-	-	-	-	-	-	-
Famil	Capital Outlays	-	-	-	-	-	2,792,970,000.00	-	-	-
	PREVENTION AND CONTROL OF INFECTIOUS DISEASES SUB-PROGRAM	-	-	-	-	-	-	-	-	-
Preve	Prevention and Control Communicable Di	-	-	-	-	-	-	10,027,789,000.00	-	-
Preve	Personnel Services	-	-	-	-	-	-	10,013,488,000.00	-	-
Preve	Maintenance & Other Operating Expenses	-	-	-	-	-	-	-	-	-
Preve	Capital Outlays	-	-	-	-	-	-	10,013,488,000.00	-	-
	ASSISTANCE TO PHILIPPINE TUBERCULOSIS SUB-PROGRAM	-	-	-	-	-	-	-	-	-
Assis	Assistance to Philippine Tuberculosis	-	-	-	-	-	-	-	-	-
Assis	Personnel Services	-	-	-	-	-	-	14,301,000.00	-	-
Assis	Maintenance & Other Operating Expenses	-	-	-	-	-	-	-	-	-
Assis	Capital Outlays	-	-	-	-	-	-	14,301,000.00	-	-
	NON COMMUNICABLE DISEASES SUB-PROGRAM	-	-	-	-	-	-	-	-	-
Preve	Prevention and Control of Non-Communi	-	-	-	-	-	-	1,377,445,000.00	-	-
Preve	Personnel Services	-	-	-	-	-	-	1,377,445,000.00	-	-
Preve	Maintenance & Other Operating Expenses	-	-	-	-	-	-	-	-	-
Preve	Capital Outlays	-	-	-	-	-	-	1,377,445,000.00	-	-
	EPIDEMIOLOGY AND SURVEILLANCE PROGRAM	102,114,966.88	-	-	-	102,114,966.88	-	-	-	-
Epid	Epidemiology and Surveillance	102,114,966.88	-	-	-	102,114,966.88	-	668,560,602.44	-	102,955,430.68
Epid	Personnel Services	4,826,025.33	-	-	-	4,826,025.33	-	668,560,602.44	-	102,955,430.68
Epid	Maintenance & Other Operating Expenses	97,288,941.55	-	-	-	97,288,941.55	-	10,759,267.12	-	6,707.55
Epid	Capital Outlays	-	-	-	-	-	-	615,008,335.32	-	102,948,723.13
	HEALTH EMERGENCY MANAGEMENT PROGRAM	58,186,583.63	-	-	-	58,186,583.63	-	-	-	-
Healt	Health Emergency Preparedness and Re	22,848,696.84	-	-	-	22,848,696.84	-	647,846,254.60	-	107,792,161.77
Healt	Personnel Services	5,661,035.90	-	-	-	5,661,035.90	-	243,743,337.09	-	47,232,966.07
Healt	Maintenance & Other Operating Expenses	17,187,660.94	-	-	-	17,187,660.94	-	1,731,864.04	-	1,100.06
Healt	Capital Outlays	-	-	-	-	-	-	212,464,473.05	-	47,231,866.01
	QUICK RESPONSE FUND	35,337,886.79	-	-	-	35,337,886.79	-	-	-	-
Quick	Quick Response Fund	35,337,886.79	-	-	-	35,337,886.79	-	-	-	-
Quick	Personnel Services	-	-	-	-	-	-	404,102,917.51	-	60,559,195.70
Quick	Maintenance & Other Operating Expenses	35,337,886.79	-	-	-	35,337,886.79	-	-	-	-
Quick	Capital Outlays	-	-	-	-	-	-	104,102,917.51	-	60,559,195.70
	SUB-TOTAL: ACCESS TO PROMOTIVE AND PREVENTIVE HEALTH CARE	6,612,659,173.56	-	-	-	6,612,659,173.56	4,366,326,000.00	74,688,092,758.41	-	5,924,742,068.03
PREX	ACCESS TO CURATIVE AND REHABILITATIVE HEALTH CARE	-	-	-	-	-	-	-	-	-

	PROGRAM/ACTIVITY/PROJECT	PREXC CODE	TOTAL DISBURSEMENT					BALANCES				
			1st Qtr ending March 31	2nd Qtr ending June 30	3rd Qtr ending Sept. 30	4th Qtr ending Dec. 31	TOTAL	Unreleased Appropriation	Unobligated Allotment	UNPAID OBLIGATION		
										Due and Demandable	Not Yet Due and Demandable	
HEAL	HEALTH FACILITIES OPERATION PROGRAM		10,353,649,182.04	-	-	-	10,353,649,182.04	-	-	-	-	-
CURA	CURATIVE HEALTH CARE SUB-PROGRAM		10,116,652,966.77	-	-	-	10,116,652,966.77	19,656,000.00	42,285,834,545.66	-	-	3,728,890,272.31
Opera	Operation of Blood Centers and National	320101100001000	17,802,954.56	-	-	-	17,802,954.56	19,656,000.00	41,207,235,010.95	-	-	3,663,515,022.28
Opera	Personnel Services		839,676.71	-	-	-	839,676.71	-	461,909,549.58	-	-	26,557,495.86
Opera	Maintenance & Other Operating Expenses		16,963,277.85	-	-	-	16,963,277.85	-	7,612,593.63	-	-	3,729.66
Opera	Capital Outlays		-	-	-	-	-	-	454,296,955.95	-	-	26,553,766.20
Opera	Operation of DOH Hospitals in Metro Man	320101100002000	2,633,562,324.75	-	-	-	2,633,562,324.75	-	-	-	-	-
Opera	Personnel Services		2,405,827,477.88	-	-	-	2,405,827,477.88	-	11,144,856,544.55	-	-	819,183,130.70
Opera	Maintenance & Other Operating Expenses		227,547,646.87	-	-	-	227,547,646.87	-	7,826,552,812.15	-	-	83,103,709.97
Opera	Capital Outlays		187,200.00	-	-	-	187,200.00	-	2,461,938,082.40	-	-	735,808,270.73
Opera	Operation of DOH Regional Hospitals and	320101100003000	7,449,535,823.11	-	-	-	7,449,535,823.11	-	-	-	-	-
Opera	Personnel Services		6,310,065,920.67	-	-	-	6,310,065,920.67	-	28,916,516,230.90	-	-	2,648,345,945.99
Opera	Maintenance & Other Operating Expenses		1,097,736,682.75	-	-	-	1,097,736,682.75	-	21,487,640,479.62	-	-	288,752,599.71
Opera	Capital Outlays		41,733,219.69	-	-	-	41,733,219.69	-	7,250,763,882.85	-	-	1,968,479,434.40
Opera	Operation of National Reference Laborato	320101100004000	15,751,864.35	-	-	-	15,751,864.35	-	-	-	-	-
Opera	Personnel Services		-	-	-	-	-	19,656,000.00	683,952,685.92	-	-	169,428,449.73
Opera	Maintenance & Other Operating Expenses		15,751,864.35	-	-	-	15,751,864.35	-	-	-	-	-
Opera	Capital Outlays		-	-	-	-	-	19,656,000.00	502,822,685.92	-	-	169,428,449.73
REHA	REHABILITATIVE HEALTH CARE SUB-PROGRAM		236,996,215.26	-	-	-	236,996,215.26	-	-	-	-	-
Opera	Operation of Dangerous Drug Abuse Trea	320102100001000	236,996,215.26	-	-	-	236,996,215.26	-	1,078,599,534.71	-	-	65,375,250.03
Opera	Personnel Services		166,151,491.48	-	-	-	166,151,491.48	-	1,078,599,534.71	-	-	65,375,250.03
Opera	Maintenance & Other Operating Expenses		70,844,723.78	-	-	-	70,844,723.78	-	549,957,217.05	-	-	7,258,291.47
Opera	Capital Outlays		-	-	-	-	-	-	528,642,317.66	-	-	58,116,958.56
SUB-	SUB-TOTAL: ACCESS TO CURATIVE AND REHABILITATIVE H		10,353,649,182.04	-	-	-	10,353,649,182.04	19,656,000.00	42,285,834,545.66	-	-	3,728,890,272.31
PREX	ACCESS TO SAFE AND QUALITY HEALTH COMMODITIES, DE		-	-	-	-	-	-	-	-	-	-
HEAL	HEALTH REGULATORY PROGRAM		226,620,866.94	-	-	-	226,620,866.94	-	-	-	-	-
HEAL	HEALTH FACILITIES AND SERVICES REGULATION SUB-PROG		67,536,878.74	-	-	-	67,536,878.74	-	753,214,914.04	-	-	23,684,219.02
Regu	Regulations of Health Facilities and Servi	330101100001000	14,942,232.08	-	-	-	14,942,232.08	-	272,256,707.05	-	-	18,577,414.21
Regu	Personnel Services		11,380,933.57	-	-	-	11,380,933.57	-	65,562,833.41	-	-	1,163,934.51
Regu	Maintenance & Other Operating Expenses		3,561,298.51	-	-	-	3,561,298.51	-	35,535,680.68	-	-	160,385.75
Regu	Capital Outlays		-	-	-	-	-	-	25,327,152.73	-	-	1,003,548.76
Regu	Regulation of Regional Health Facilities a	330101100002000	52,594,646.66	-	-	-	52,594,646.66	-	-	-	-	-
Regu	Personnel Services		42,432,077.01	-	-	-	42,432,077.01	-	206,693,873.64	-	-	17,413,479.70
Regu	Maintenance & Other Operating Expenses		10,162,569.65	-	-	-	10,162,569.65	-	150,152,994.43	-	-	1,286,928.56
Regu	Capital Outlays		-	-	-	-	-	-	56,540,879.21	-	-	16,126,551.14
CON	CONSUMER HEALTH AND WELFARE SUB-PROGRAM		113,661,598.23	-	-	-	113,661,598.23	-	-	-	-	-
Regu	Regulation of Health Products and Estat	330102100001000	113,661,598.23	-	-	-	113,661,598.23	-	299,133,127.16	-	-	4,993,274.61
Regu	Personnel Services		113,661,598.23	-	-	-	113,661,598.23	-	299,133,127.16	-	-	4,993,274.61
Regu	Maintenance & Other Operating Expenses		-	-	-	-	-	-	299,133,127.16	-	-	4,993,274.61
Regu	Capital Outlays		-	-	-	-	-	-	-	-	-	-
ROU	ROUTINE QUARANTINE SERVICES SU	330103000000000	43,347,631.44	-	-	-	43,347,631.44	-	-	-	-	-
Provi	Provision of Quarantine Services and Inte	330103100001000	43,347,631.44	-	-	-	43,347,631.44	-	150,880,168.56	-	-	56,200.00
Provi	Personnel Services		43,347,631.44	-	-	-	43,347,631.44	-	150,880,168.56	-	-	56,200.00
Provi	Maintenance & Other Operating Expenses		-	-	-	-	-	-	130,880,168.56	-	-	56,200.00
Provi	Capital Outlays		-	-	-	-	-	-	20,000,000.00	-	-	-
Health	Health Technology Assessment	330104100001000	2,074,758.53	-	-	-	2,074,758.53	-	-	-	-	-
Health	Personnel Services		-	-	-	-	-	-	30,944,911.27	-	-	57,330.20
Health	Maintenance & Other Operating Expenses		2,074,758.53	-	-	-	2,074,758.53	-	-	-	-	-
Health	Capital Outlays		-	-	-	-	-	-	30,944,911.27	-	-	57,330.20
SUB-	SUB-TOTAL: ACCESS TO SAFE AND QUALITY HEALTH COMM		226,620,866.94	-	-	-	226,620,866.94	-	753,214,914.04	-	-	23,684,219.02
PREX	PREXC OO: ACCESS TO SOCIAL HEALTH PROTECTION ASSU		-	-	-	-	-	-	-	-	-	-
SOCI	SOCIAL HEALTH PROTECTION PROGRAM		704,435,155.58	-	-	-	704,435,155.58	-	-	-	-	-
Assis	Assistance to Indigent Patients either con	340100100001000	704,435,155.58	-	-	-	704,435,155.58	-	20,255,012,809.73	-	-	930,781,034.69
Assis	Personnel Services		-	-	-	-	-	-	19,725,812,809.73	-	-	930,781,034.69
Assis	Maintenance & Other Operating Expenses		704,435,155.58	-	-	-	704,435,155.58	-	-	-	-	-

	PROGRAM/ACTIVITY/PROJECT	PREXC CODE	TOTAL DISBURSEMENT				TOTAL	BALANCES			
			1st Qtr ending March 31	2nd Qtr ending June 30	3rd Qtr ending Sept. 30	4th Qtr ending Dec. 31		Unreleased Appropriation	Unobligated Allotment	UNPAID OBLIGATION	
										Due and Demandable	Not Yet Due and Demandable
Assis	Capital Outlays		-	-	-	-			-	-	
			-	-	-	-			-	-	
Canc	Cancer Assistance Fund	340100100002000	-	-	-	-			-	-	
Canc	Personnel Services		-	-	-	-			529,200,000.00	-	
Canc	Maintenance & Other Operating Expenses		-	-	-	-			-	-	
Canc	Capital Outlays		-	-	-	-			529,200,000.00	-	
			-	-	-	-			-	-	
			-	-	-	-			-	-	
	Personnel Services		-	-	-	-			-	-	
	Maintenance & Other Operating Expenses		-	-	-	-			-	-	
	Capital Outlays		-	-	-	-			-	-	
			-	-	-	-			-	-	
			-	-	-	-			-	-	
	Personnel Services		-	-	-	-			-	-	
	Maintenance & Other Operating Expenses		-	-	-	-			-	-	
	Capital Outlays		-	-	-	-			-	-	
			-	-	-	-			-	-	
	Personnel Services		-	-	-	-			-	-	
	Maintenance & Other Operating Expenses		-	-	-	-			-	-	
	Capital Outlays		-	-	-	-			-	-	
			-	-	-	-			-	-	
	Personnel Services		-	-	-	-			-	-	
	Maintenance & Other Operating Expenses		-	-	-	-			-	-	
	Capital Outlays		-	-	-	-			-	-	
			-	-	-	-			-	-	
SUB-	SUBTOTAL: ACCESS TO SOCIAL HEALTH PROTECTION ASS		704,435,155.58	-	-	-	704,435,155.58	-	20,255,012,809.73	-	930,781,034.69
TOTA	TOTAL, OPERATIONS		17,897,364,378.12	-	-	-	17,897,364,378.12	4,385,982,000.00	137,982,155,027.84	-	10,608,097,594.05
TOTA	TOTAL NEW APPROPRIATIONS		19,048,264,867.26	-	-	-	19,048,264,867.26	4,385,982,000.00	147,885,767,081.19	-	12,054,145,051.56
Perso	PS		14,506,773,442.49	-	-	-	14,506,773,442.49	-	54,824,241,346.47	-	1,474,840,211.05
Main	MOOE		4,340,153,228.86	-	-	-	4,340,153,228.86	4,385,982,000.00	69,369,533,992.55	-	7,515,987,778.99
Capita	CO		201,338,195.91	-	-	-	201,338,195.91	-	23,691,991,742.17	-	3,063,317,061.92
			-	-	-	-	-	-	-	-	-
II. AU	II. AUTOMATIC APPROPRIATION		-	-	-	-	-	-	-	-	-
Retir	Retirement and Life Insurance Premiur	01104102	775,734,555.31	-	-	-	775,734,555.31	-	4,014,397,799.55	-	126,535,985.14
Retir	Personnel Services		775,734,555.31	-	-	-	775,734,555.31	-	4,014,397,799.55	-	126,535,985.14
Retir	Maintenance & Other Operating Expenses		-	-	-	-	-	-	-	-	-
Retir	Capital Outlays		-	-	-	-	-	-	-	-	-
			-	-	-	-	-	-	-	-	-
Cust	Custom and Duties and Taxes	01104105	-	-	-	-	-	-	-	-	-
Cust	Personnel Services		-	-	-	-	-	-	-	-	-
Cust	Maintenance & Other Operating Expenses		-	-	-	-	-	-	-	-	-
Cust	Capital Outlays		-	-	-	-	-	-	-	-	-
			-	-	-	-	-	-	-	-	-
Franc	Franchise Tax	03104347	-	-	-	-	-	29,420,000.00	-	-	-
Franc	Personnel Services		-	-	-	-	-	-	-	-	-
Franc	Maintenance & Other Operating Expenses		-	-	-	-	-	-	-	-	-
Franc	Capital Outlays		-	-	-	-	-	29,420,000.00	-	-	-
			-	-	-	-	-	-	-	-	-
Regu	Regulation of Health Establishments a	03104348	47,618,554.85	-	-	-	47,618,554.85	-	534,249,748.90	-	4,369,696.25
Regu	Personnel Services		-	-	-	-	-	-	-	-	-
Regu	Maintenance & Other Operating Expenses		47,618,554.85	-	-	-	47,618,554.85	-	493,679,748.90	-	4,369,696.25
Regu	Capital Outlays		-	-	-	-	-	-	40,570,000.00	-	-
			-	-	-	-	-	-	-	-	-
Prov	Provision of Quarantine Services and	03104349	31,352,528.97	-	-	-	31,352,528.97	-	115,870,629.35	-	1,521,841.68
Prov	Personnel Services		-	-	-	-	-	-	-	-	-
Prov	Maintenance & Other Operating Expenses		31,352,528.97	-	-	-	31,352,528.97	-	85,907,629.35	-	1,521,841.68
Prov	Capital Outlays		-	-	-	-	-	-	29,963,000.00	-	-
			-	-	-	-	-	-	-	-	-
Asiar	Asian Development Bank - Marawi		-	-	-	-	-	-	0.60	-	4,671,820.40
Asiar	Personnel Services		-	-	-	-	-	-	-	-	-
Asiar	Maintenance & Other Operating Expenses		-	-	-	-	-	-	-	-	-
Asiar	Capital Outlays		-	-	-	-	-	-	0.60	-	1,310,698.40
			-	-	-	-	-	-	-	-	3,361,122.00
			-	-	-	-	-	-	-	-	-

PROGRAM/ACTIVITY/PROJECT	PREXC CODE	TOTAL DISBURSEMENT					BALANCES			
		1st Qtr ending March 31	2nd Qtr ending June 30	3rd Qtr ending Sept. 30	4th Qtr ending Dec. 31	TOTAL	Unreleased Appropriation	Unobligated Allotment	UNPAID OBLIGATION	
									Due and Demandable	Not Yet Due and Demandable
Personnel Services		-	-	-	-	-	-	-	-	-
Maintenance & Other Operating Expenses		-	-	-	-	-	-	-	-	-
Capital Outlays		-	-	-	-	-	-	-	-	-
SUB- SUB-TOTAL, AUTOMATIC APPROPRIATION		854,705,639.13	-	-	-	854,705,639.13	29,420,000.00	4,864,518,178.40	-	137,099,343.47
SUB- PS		775,734,555.31	-	-	-	775,734,555.31	-	4,014,397,799.55	-	126,535,985.14
SUB- MOOE		78,971,083.82	-	-	-	78,971,083.82	29,420,000.00	579,587,378.85	-	7,202,236.33
SUB- CO		-	-	-	-	-	-	70,533,000.00	-	3,361,122.00
III. SPECIAL PURPOSE FUND		-	-	-	-	-	-	-	-	-
Pens Pension and Graduity Fund	01101407	-	-	-	-	-	-	-	-	-
Pens Personnel Services		-	-	-	-	-	-	-	-	-
Pens Maintenance & Other Operating Expenses		-	-	-	-	-	-	-	-	-
Pens Capital Outlays		-	-	-	-	-	-	-	-	-
Misc. Miscellaneous Personnel Benefits Fun	01101406	377,781,581.40	-	-	-	377,781,581.40	-	-	-	-
Misc. Personnel Services		377,781,581.40	-	-	-	377,781,581.40	-	335,017,300.37	-	162,409,399.23
Misc. Maintenance & Other Operating Expenses		-	-	-	-	-	-	334,882,300.37	-	162,409,399.23
Misc. Capital Outlays		-	-	-	-	-	-	135,000.00	-	-
SUB- SUB-TOTAL, SPECIAL PURPOSE FUND		377,781,581.40	-	-	-	377,781,581.40	-	335,017,300.37	-	162,409,399.23
SUB- PS		377,781,581.40	-	-	-	377,781,581.40	-	334,882,300.37	-	162,409,399.23
SUB- MOOE		-	-	-	-	-	-	135,000.00	-	-
SUB- CO		-	-	-	-	-	-	-	-	-
Asia Asian Infrastructure Investment Bank- AIIB Loan (HEAL 2 - A)		-	-	-	-	-	-	-	-	-
Asia Personnel Services		-	-	-	-	-	-	12,750,000,000.00	-	-
Asia Maintenance & Other Operating Expenses		-	-	-	-	-	-	-	-	-
Asia Capital Outlays		-	-	-	-	-	-	12,750,000,000.00	-	-
ADB- ADB- Health System Enhancement to Address and Limit (HEA)		-	-	-	-	-	-	-	-	-
ADB- Personnel Services		-	-	-	-	-	-	12,750,000,000.00	-	-
ADB- Maintenance & Other Operating Expenses		-	-	-	-	-	-	-	-	-
ADB- Capital Outlays		-	-	-	-	-	-	12,750,000,000.00	-	-
WB- WB - Philippine COVID-19 Emergency Response Project (PCER)		-	-	-	-	-	-	-	-	-
WB- Personnel Services		-	-	-	-	-	-	15,300,000,000.00	-	-
WB- Maintenance & Other Operating Expenses		-	-	-	-	-	-	-	-	-
WB- Capital Outlays		-	-	-	-	-	-	15,300,000,000.00	-	-
ADB- ADB- Health System Enhancement to Address and Limit (HEA)		-	-	-	-	-	-	-	-	-
ADB- Personnel Services		-	-	-	-	-	-	643,400,959.00	-	-
ADB- Maintenance & Other Operating Expenses		-	-	-	-	-	-	-	-	-
ADB- Capital Outlays		-	-	-	-	-	-	643,400,959.00	-	-
SUB- SUB-TOTAL, UNPROGRAMMED FUNDS		-	-	-	-	-	-	41,443,400,959.00	-	-
SUB- PS		-	-	-	-	-	-	40,800,000,000.00	-	-
SUB- MOOE		-	-	-	-	-	-	643,400,959.00	-	-
SUB- CO		-	-	-	-	-	-	-	-	-
GRA GRAND TOTAL (CURRENT YEAR 2021)		20,280,752,087.79	-	-	-	20,280,752,087.79	4,415,402,000.00	194,328,703,518.96	-	12,353,653,794.26
GRA PS		15,660,289,579.20	-	-	-	15,660,289,579.20	-	59,173,521,446.39	-	1,763,785,595.42
GRA MOOE		4,419,124,312.68	-	-	-	4,419,124,312.68	4,415,402,000.00	110,749,256,371.40	-	7,523,190,014.92
GRA CO		201,338,195.91	-	-	-	201,338,195.91	-	24,405,925,701.17	-	3,066,678,183.92
I. NE I. CONTINUING APPROPRIATIONS		-	-	-	-	-	-	-	-	-
A. PR A. PROGRAMS		-	-	-	-	-	-	-	-	-
I. GE I. GENERAL ADMINISTRATION AND SUPPORT		-	-	-	-	-	-	-	-	-
Gene General Management and Supervision	100000100001000	9,972,180.85	-	-	-	9,972,180.85	-	23,773,418.10	-	543,457.63
Gene Personnel Services		-	-	-	-	-	-	-	-	-
Gene Maintenance & Other Operating Expenses		9,972,180.85	-	-	-	9,972,180.85	-	-	-	-
Gene Capital Outlays		-	-	-	-	-	-	23,773,418.10	-	543,457.63
Admi Administration of Personnel Benefits	100000100002000	-	-	-	-	-	-	-	-	-

PROGRAM/ACTIVITY/PROJECT	PREXC CODE	TOTAL DISBURSEMENT					BALANCES			
		1st Qtr ending March 31	2nd Qtr ending June 30	3rd Qtr ending Sept. 30	4th Qtr ending Dec. 31	TOTAL	Unreleased Appropriation	Unobligated Allotment	UNPAID OBLIGATION	
									Due and Demandable	Not Yet Due and Demandable
Admin	Personnel Services	-	-	-	-	-	-	-	-	-
Admin	Maintenance & Other Operating Expenses	-	-	-	-	-	-	-	-	-
Admin	Capital Outlays	-	-	-	-	-	-	-	-	-
TOTAL	TOTAL, GASS	9,972,180.85	-	-	-	9,972,180.85	-	23,773,418.10	-	543,457.63
II. SL	II. SUPPORT TO OPERATIONS	-	-	-	-	-	-	-	-	-
Health	Health Information Technology	200000100001000	141,573.49	-	-	-	-	-	-	-
Health	Personnel Services		-	-	-	141,573.49	-	10,365,011.21	-	42,907.14
Health	Maintenance & Other Operating Expenses		141,573.49	-	-	141,573.49	-	-	-	-
Health	Capital Outlays		-	-	-	-	-	10,087,844.21	-	42,907.14
			-	-	-	-	-	277,167.00	-	-
Oper	Operations of Regional Offices	200000100002000	7,690,879.03	-	-	-	-	-	-	-
Oper	Personnel Services		-	-	-	7,690,879.03	-	8,949,266.01	-	1,427,801.26
Oper	Maintenance & Other Operating Expenses		7,690,879.03	-	-	-	-	-	-	-
Oper	Capital Outlays		-	-	-	7,690,879.03	-	5,288,140.39	-	1,427,801.26
			-	-	-	-	-	3,661,125.62	-	-
Oper	Procurement and Supply Chain Management	200000100003000	2,291,984.88	-	-	-	-	-	-	-
Oper	Personnel Services		-	-	-	2,291,984.88	-	24,643,918.68	-	1,209,588.90
Oper	Maintenance & Other Operating Expenses		2,291,984.88	-	-	2,291,984.88	-	-	-	-
Oper	Capital Outlays		-	-	-	-	-	24,643,918.68	-	1,209,588.90
			-	-	-	-	-	-	-	-
TOTAL	TOTAL, STO	10,124,437.40	-	-	-	10,124,437.40	-	43,958,195.90	-	2,680,297.30
III. OF	III. OPERATIONS	-	-	-	-	-	-	-	-	-
PREX	PREXC 00 : ACCESS TO PROMOTIVE AND PREVENTIVE HEALTH		107,880,553.40	-	-	-	-	-	-	-
HEAL	HEALTH POLICY AND STANDARDS DEVELOPMENT PROGRAM		295,288.20	-	-	-	-	1,906,132,942.88	-	385,111,455.39
Intern	International Health Policy Development	310100100001000	191,080.60	-	-	-	-	25,171,473.82	-	1,269,725.57
Intern	Personnel Services		-	-	-	191,080.60	-	799,559.30	-	5,000.00
Intern	Maintenance & Other Operating Expenses		191,080.60	-	-	-	-	-	-	-
Intern	Capital Outlays		-	-	-	191,080.60	-	799,559.30	-	5,000.00
			-	-	-	-	-	-	-	-
Health	Health Sector Policy and Plan Development	310100100002000	15,180.00	-	-	-	-	-	-	-
Health	Personnel Services		-	-	-	15,180.00	-	3,992,013.48	-	197,127.00
Health	Maintenance & Other Operating Expenses		15,180.00	-	-	-	-	-	-	-
Health	Capital Outlays		-	-	-	-	-	3,992,013.48	-	197,127.00
			-	-	-	-	-	-	-	-
Health	Health Sector Research Development	310100100003000	89,027.60	-	-	-	-	-	-	-
Health	Personnel Services		-	-	-	89,027.60	-	20,379,901.04	-	1,067,598.57
Health	Maintenance & Other Operating Expenses		89,027.60	-	-	89,027.60	-	-	-	-
Health	Capital Outlays		-	-	-	-	-	20,379,901.04	-	1,067,598.57
			-	-	-	-	-	-	-	-
HEAL	HEALTH SYSTEMS STRENGTHENING PROGRAM		36,158,305.95	-	-	-	-	-	-	-
SERV	SERVICE DELIVERY SUB-PROGRAM		12,848,529.39	-	-	-	-	963,312,769.28	-	214,664,399.64
Health	Health Facility Policy and Plan Development	310201100001000	3,297,086.84	-	-	-	-	826,324,757.11	-	203,096,538.76
Health	Personnel Services		-	-	-	3,297,086.84	-	12,044,017.50	-	1,207,910.73
Health	Maintenance & Other Operating Expenses		3,297,086.84	-	-	3,297,086.84	-	-	-	-
Health	Capital Outlays		-	-	-	-	-	12,044,017.50	-	1,207,910.73
			-	-	-	-	-	-	-	-
Health	Health Facilities Enhancement Program	310201100002000	6,951,943.10	-	-	-	-	-	-	-
Health	Personnel Services		-	-	-	6,951,943.10	-	756,811,145.18	-	191,612,941.95
Health	Maintenance & Other Operating Expenses		1,030,420.47	-	-	1,030,420.47	-	11,836,733.37	-	-
Health	Capital Outlays		5,921,522.63	-	-	5,921,522.63	-	744,974,411.81	-	190,041,098.26
			-	-	-	-	-	-	-	-
Local	Local Health Systems Development and	310201100003000	1,501,994.17	-	-	-	-	-	-	-
Local	Personnel Services		-	-	-	1,501,994.17	-	47,609,138.08	-	5,599,745.39
Local	Maintenance & Other Operating Expenses		1,501,994.17	-	-	-	-	-	-	-
Local	Capital Outlays		-	-	-	1,501,994.17	-	47,609,138.08	-	5,599,745.39
			-	-	-	-	-	-	-	-
Pharr	Pharmaceutical Management	310201100004000	1,097,505.28	-	-	-	-	-	-	-
Pharr	Personnel Services		-	-	-	1,097,505.28	-	9,860,456.35	-	4,675,940.69
Pharr	Maintenance & Other Operating Expenses		1,097,505.28	-	-	-	-	-	-	-
Pharr	Capital Outlays		-	-	-	-	-	9,860,456.35	-	4,675,940.69
			-	-	-	-	-	-	-	-
HEAL	HEALTH HUMAN RESOURCE SUB-PROGRAM		21,670,898.44	-	-	-	-	-	-	-
HumR	Human Resource for Health (HRH) Deploy	310202100001000	19,494,721.00	-	-	-	-	112,617,435.32	-	10,302,956.10
			-	-	-	19,494,721.00	-	96,124,529.31	-	7,679,125.24

PROGRAM/ACTIVITY/PROJECT	PREXC CODE	TOTAL DISBURSEMENT					BALANCES				
		1st Qtr ending March 31	2nd Qtr ending June 30	3rd Qtr ending Sept. 30	4th Qtr ending Dec. 31	TOTAL	Unreleased Appropriation	Unobligated Allotment	UNPAID OBLIGATION		
									Due and Demandable	Not Yet Due and Demandable	
Hum Personnel Services		-	-	-	-	-	-	-	-	-	
Hum Maintenance & Other Operating Expenses		19,494,721.00	-	-	-	19,494,721.00	-	-	-	-	
Hum Capital Outlays		-	-	-	-	-	-	96,124,529.31	-	7,679,125.24	
Hum Human Resources for Health (HRH) and	310202100002000	2,176,177.44	-	-	-	2,176,177.44	-	-	-	-	
Hum Personnel Services		-	-	-	-	-	-	16,492,906.01	-	2,623,830.86	
Hum Maintenance & Other Operating Expenses		2,176,177.44	-	-	-	2,176,177.44	-	-	-	-	
Hum Capital Outlays		-	-	-	-	-	-	16,492,906.01	-	2,623,830.86	
HEALTH PROMOTION SUB-PROGRAM		1,638,878.12	-	-	-	1,638,878.12	-	-	-	-	
Health Promotion	310203100001000	1,638,878.12	-	-	-	1,638,878.12	-	24,370,576.85	-	1,264,904.78	
Health Personnel Services		-	-	-	-	-	-	24,370,576.85	-	1,264,904.78	
Health Maintenance & Other Operating Expenses		1,638,878.12	-	-	-	1,638,878.12	-	-	-	-	
Health Capital Outlays		-	-	-	-	-	-	24,370,576.85	-	1,264,904.78	
PUBLIC HEALTH PROGRAM		69,533,508.06	-	-	-	69,533,508.06	-	-	-	-	
PUBLIC HEALTH MANAGEMENT SUB-PROGRAM		22,404,982.56	-	-	-	22,404,982.56	-	811,066,752.08	-	152,453,181.61	
Public Health System Enhancement to Address	310301100001000	72,143.39	-	-	-	72,143.39	-	489,912,501.45	-	27,039,091.04	
Public Personnel Services		-	-	-	-	-	-	70,880,007.13	-	52,002.48	
Public Maintenance & Other Operating Expenses		72,143.39	-	-	-	72,143.39	-	-	-	-	
Public Capital Outlays		-	-	-	-	-	-	70,880,007.13	-	52,002.48	
Oper Philippines COVID-19 Emergency Respo	310301100001000	6,046,825.30	-	-	-	6,046,825.30	-	-	-	-	
Oper Personnel Services		-	-	-	-	-	-	290,896,210.35	-	248,559.48	
Oper Maintenance & Other Operating Expenses		6,046,825.30	-	-	-	6,046,825.30	-	-	-	-	
Oper Capital Outlays		-	-	-	-	-	-	136,947,986.90	-	248,559.48	
Comp Covid-19 Laboratory Network Commoditie	310301100001000	3,674,345.32	-	-	-	3,674,345.32	-	-	-	-	
Comp Personnel Services		-	-	-	-	-	-	6,538,886.26	-	51,445.76	
Comp Maintenance & Other Operating Expenses		3,674,345.32	-	-	-	3,674,345.32	-	-	-	-	
Comp Capital Outlays		-	-	-	-	-	-	6,538,886.26	-	51,445.76	
Public Health Management	310301100001000	12,607,347.55	-	-	-	12,607,347.55	-	-	-	-	
Public Personnel Services		-	-	-	-	-	-	116,651,611.14	-	26,582,715.32	
Public Maintenance & Other Operating Expenses		12,607,347.55	-	-	-	12,607,347.55	-	-	-	-	
Public Capital Outlays		-	-	-	-	-	-	116,651,611.14	-	26,582,715.32	
Oper Operation of PNAC Secretariat	310301100002000	4,321.00	-	-	-	4,321.00	-	-	-	-	
Oper Personnel Services		-	-	-	-	-	-	4,945,786.57	-	104,368.00	
Oper Maintenance & Other Operating Expenses		4,321.00	-	-	-	4,321.00	-	-	-	-	
Oper Capital Outlays		-	-	-	-	-	-	3,012,286.57	-	24,868.00	
Comp Complementary Feeding Program		-	-	-	-	-	-	1,933,500.00	-	79,500.00	
Comp Personnel Services		-	-	-	-	-	-	-	-	-	
Comp Maintenance & Other Operating Expenses		-	-	-	-	-	-	-	-	-	
Comp Capital Outlays		-	-	-	-	-	-	-	-	-	
ENVI ENVIRONMENTAL AND OCCUPATIONAL HEALTH SUB-PROG		-	-	-	-	-	-	-	-	-	
Envir Environmental and Occupational Health	310302100001000	-	-	-	-	-	-	288,635.00	-	894,803.00	
Envir Personnel Services		-	-	-	-	-	-	288,635.00	-	894,803.00	
Envir Maintenance & Other Operating Expenses		-	-	-	-	-	-	-	-	-	
Envir Capital Outlays		-	-	-	-	-	-	288,635.00	-	894,803.00	
FAMI FAMILY HEALTH SUB-PROGRAM		5,135,582.85	-	-	-	5,135,582.85	-	-	-	-	
Famil Family Health , Nutrition and Responsible	310304100001000	5,135,582.85	-	-	-	5,135,582.85	-	164,824,856.99	-	27,740,923.38	
Famil Personnel Services		-	-	-	-	-	-	164,824,856.99	-	27,740,923.38	
Famil Maintenance & Other Operating Expenses		4,715,582.85	-	-	-	4,715,582.85	-	-	-	-	
Famil Capital Outlays		420,000.00	-	-	-	420,000.00	-	163,407,756.99	-	25,578,023.38	
PREV PREVENTION AND CONTROL OF INFECTIOUS DISEASES SUB		41,992,942.65	-	-	-	41,992,942.65	-	-	-	-	
Preve Prevention and Control of Other Infectiou	310306100001000	41,992,942.65	-	-	-	41,992,942.65	-	156,033,736.71	-	96,778,364.19	
Preve Personnel Services		-	-	-	-	-	-	156,033,736.71	-	96,778,364.19	
Preve Maintenance & Other Operating Expenses		41,992,942.65	-	-	-	41,992,942.65	-	-	-	-	
Preve Capital Outlays		-	-	-	-	-	-	156,033,736.71	-	96,778,364.19	

PROGRAM/ACTIVITY/PROJECT	PREXC CODE	TOTAL DISBURSEMENT					BALANCES			
		1st Qtr ending March 31	2nd Qtr ending June 30	3rd Qtr ending Sept. 30	4th Qtr ending Dec. 31	TOTAL	Unreleased Appropriation	Unobligated Allotment	UNPAID OBLIGATION	
									Due and Demandable	Not Yet Due and Demandable
Assis	Assistance to Philippine Tuberculosis	310306100003000	-	-	-	-	-	-	-	-
Assis	Personnel Services		-	-	-	-	-	-	-	-
Assis	Maintenance & Other Operating Expenses		-	-	-	-	-	-	-	-
Assis	Capital Outlays		-	-	-	-	-	-	-	-
NON COMMUNICABLE DISEASES SUB-PROGRAM										
Preve	Prevention and Control of Non-Communicable Diseases	310307100001000	-	-	-	-	-	7,021.94	-	-
Preve	Personnel Services		-	-	-	-	-	7,021.94	-	-
Preve	Maintenance & Other Operating Expenses		-	-	-	-	-	-	-	-
Preve	Capital Outlays		-	-	-	-	-	7,021.94	-	-
Natio	National Integrated Cancer Control Program	310307100001000	-	-	-	-	-	-	-	-
Natio	Personnel Services		-	-	-	-	-	-	-	-
Natio	Maintenance & Other Operating Expenses		-	-	-	-	-	-	-	-
Natio	Capital Outlays		-	-	-	-	-	-	-	-
EPID	EPIDEMIOLOGY AND SURVEILLANCE PROGRAM		588,584.51	-	-	-	-	-	-	-
Epid	Epidemiology and Surveillance	310400100001000	588,584.51	-	-	-	-	588,584.51	7,560,375.14	3,628,317.34
Epid	Personnel Services		-	-	-	-	-	-	7,560,375.14	3,628,317.34
Epid	Maintenance & Other Operating Expenses		588,584.51	-	-	-	-	-	-	-
Epid	Capital Outlays		-	-	-	-	-	-	7,560,375.14	3,628,317.34
HEAL	HEALTH EMERGENCY MANAGEMENT PROGRAM		1,304,866.68	-	-	-	-	-	-	-
Health	Health Emergency Preparedness and Response	310500100001000	1,302,886.68	-	-	-	-	1,302,886.68	99,021,572.56	13,095,831.23
Health	Personnel Services		-	-	-	-	-	-	13,977,949.80	1,361,309.00
Health	Maintenance & Other Operating Expenses		1,302,886.68	-	-	-	-	-	-	-
Health	Capital Outlays		-	-	-	-	-	-	13,940,395.20	1,361,309.00
Quick	Quick Response Fund	310500100002000	1,980.00	-	-	-	-	-	37,554.60	-
Quick	Personnel Services		-	-	-	-	-	-	-	-
Quick	Maintenance & Other Operating Expenses		1,980.00	-	-	-	-	-	-	-
Quick	Capital Outlays		-	-	-	-	-	-	4,675,591.85	2,932,022.23
SUB-	SUB-TOTAL, 00 : ACCESS TO PROMOTIVE AND PREVENTIVE HEALTH CARE SUB-PROGRAM		107,880,553.40	-	-	-	-	107,880,553.40	1,906,132,942.88	385,111,455.39
PREX	PREXC 00 : ACCESS TO CURATIVE AND REHABILITATIVE HEALTH CARE SUB-PROGRAM		-	-	-	-	-	-	-	-
HEAL	HEALTH FACILITIES OPERATION PROGRAM		-	-	-	-	-	-	-	-
CURA	CURATIVE HEALTH CARE SUB-PROGRAM		-	-	-	-	-	-	-	-
Oper	Operation of Blood Centers and National Reference Laboratories	320101100001000	2,104,044.44	-	-	-	-	2,104,044.44	31,136,000.56	815,127.59
Oper	Personnel Services		-	-	-	-	-	-	-	-
Oper	Maintenance & Other Operating Expenses		2,104,044.44	-	-	-	-	-	-	-
Oper	Capital Outlays		-	-	-	-	-	-	31,136,000.56	815,127.59
Oper	Operation of DOH Hospitals in Metro Manila	320101100002000	8,216,582.58	-	-	-	-	8,216,582.58	154,544,926.45	89,787,954.84
Oper	Personnel Services		-	-	-	-	-	-	-	-
Oper	Maintenance & Other Operating Expenses		8,216,582.58	-	-	-	-	-	102,494,844.80	50,819,612.14
Oper	Capital Outlays		-	-	-	-	-	-	52,050,081.65	38,968,342.70
Oper	Operation of DOH Regional Hospitals and Centers	320101100003000	19,322,457.46	-	-	-	-	19,322,457.46	311,906,826.69	226,151,838.82
Oper	Personnel Services		-	-	-	-	-	-	-	-
Oper	Maintenance & Other Operating Expenses		17,573,014.28	-	-	-	-	-	-	-
Oper	Capital Outlays		1,749,443.18	-	-	-	-	-	178,921,181.23	18,008,184.53
Oper	Operation of National Reference Laboratories	320101100004000	722,310.40	-	-	-	-	722,310.40	132,985,645.46	208,143,654.29
Oper	Personnel Services		-	-	-	-	-	-	-	-
Oper	Maintenance & Other Operating Expenses		722,310.40	-	-	-	-	-	-	-
Oper	Capital Outlays		-	-	-	-	-	-	1,141,395.31	26,006,724.20
REHA	REHABILITATIVE HEALTH CARE SUB-PROGRAM		-	-	-	-	-	-	32,002.00	-
Oper	Operation of Dangerous Drug Abuse Treatment Centers	320102100001000	5,638,125.86	-	-	-	-	5,638,125.86	52,140,670.41	2,594,436.67
Oper	Personnel Services		-	-	-	-	-	-	-	-
Oper	Maintenance & Other Operating Expenses		5,638,125.86	-	-	-	-	-	-	-
Oper	Capital Outlays		-	-	-	-	-	-	52,140,670.41	2,594,436.67
SUB-	SUB-TOTAL, 00 : ACCESS TO CURATIVE AND REHABILITATIVE HEALTH CARE SUB-PROGRAM		36,003,520.74	-	-	-	-	36,003,520.74	550,901,821.43	345,356,082.12

PROGRAM/ACTIVITY/PROJECT	PREXC CODE	TOTAL DISBURSEMENT					BALANCES				
		1st Qtr ending March 31	2nd Qtr ending June 30	3rd Qtr ending Sept. 30	4th Qtr ending Dec. 31	TOTAL	Unreleased Appropriation	Unobligated Allotment	UNPAID OBLIGATION		
									Due and Demandable	Not Yet Due and Demandable	
PREX	PREXC 00 : ACCESS TO SAFE AND QUALITY HEALTH COMM	-	-	-	-	-	-	-	-	-	
HEAL	HEALTH REGULATORY PROGRAM	-	-	-	-	-	-	-	-	-	
HEAL	HEALTH FACILITIES AND SERVICES REGULATION SUB-PROG	-	-	-	-	-	-	-	-	-	
Regu	Regulations of Health Facilities and Servi	86,215.30	-	-	-	86,215.30	-	4,031,160.67	-	-	
Regu	Personnel Services	-	-	-	-	-	-	-	-	-	
Regu	Maintenance & Other Operating Expenses	86,215.30	-	-	-	86,215.30	-	4,031,160.67	-	-	
Regu	Capital Outlays	-	-	-	-	-	-	-	-	-	
Regu	Regulation of Regional Health Facilities a	718,492.07	-	-	-	718,492.07	-	-	-	-	
Regu	Personnel Services	-	-	-	-	-	-	4,311,150.05	-	374,337.70	
Regu	Maintenance & Other Operating Expenses	410,422.07	-	-	-	410,422.07	-	-	-	-	
Regu	Capital Outlays	308,070.00	-	-	-	308,070.00	-	4,269,220.05	-	374,337.70	
		-	-	-	-	-	-	41,930.00	-	-	
CON	CONSUMER HEALTH AND WELFARE SUB-PROGRAM	-	-	-	-	-	-	-	-	-	
Regu	Regulation of Health Products and Estab	-	-	-	-	-	-	-	-	-	
Regu	Personnel Services	-	-	-	-	-	-	11,332,820.80	-	1,055,570.00	
Regu	Maintenance & Other Operating Expenses	-	-	-	-	-	-	-	-	-	
Regu	Capital Outlays	-	-	-	-	-	-	11,164,820.80	-	1,055,570.00	
		-	-	-	-	-	-	168,000.00	-	-	
ROU	ROUTINE QUARANTINE SERVICES SU	-	-	-	-	-	-	-	-	-	
Provi	Provision of Quarantine Services and Inte	-	-	-	-	-	-	-	-	-	
Provi	Personnel Services	-	-	-	-	-	-	-	-	-	
Provi	Maintenance & Other Operating Expenses	-	-	-	-	-	-	-	-	-	
Provi	Capital Outlays	-	-	-	-	-	-	-	-	-	
HEAL	HEALTH TECHNOLOGY ASSESSMENT SUB-PROGRAM	-	-	-	-	-	-	-	-	-	
Healt	Health Technology Assessment	26,188.50	-	-	-	26,188.50	-	-	-	-	
Healt	Personnel Services	-	-	-	-	-	-	16,320,212.08	-	4,290,219.00	
Healt	Maintenance & Other Operating Expenses	26,188.50	-	-	-	26,188.50	-	-	-	-	
Healt	Capital Outlays	-	-	-	-	-	-	16,320,212.08	-	4,290,219.00	
SUB-	SUB-TOTAL, 00: ACCESS TO SAFE AND QUALITY HEALTH CO	830,895.87	-	-	-	830,895.87	-	35,995,343.60	-	5,720,126.70	
PREX	PREXC 00: ACCESS TO SOCIAL HEALTH PROTECTION ASSU	-	-	-	-	-	-	-	-	-	
SOCI	SOCIAL HEALTH PROTECTION PROGRAM	-	-	-	-	-	-	-	-	-	
Assis	Assistance to Indigent Patients either con	675,330,291.41	-	-	-	675,330,291.41	-	-	-	-	
Assis	Personnel Services	-	-	-	-	-	-	2,834,510,074.64	-	1,118,143,889.00	
Assis	Maintenance & Other Operating Expenses	675,330,291.41	-	-	-	675,330,291.41	-	-	-	-	
Assis	Capital Outlays	-	-	-	-	-	-	2,834,510,074.64	-	1,118,143,889.00	
SUB-	SUB-TOTAL, 00: ACCESS TO SOCIAL HEALTH PROTECTION	675,330,291.41	-	-	-	675,330,291.41	-	-	-	-	
TOTA	TOTAL, OPERATIONS	820,045,261.42	-	-	-	820,045,261.42	-	2,834,510,074.64	-	1,118,143,889.00	
TOTA	TOTAL SPECIFIC BUDGET (CONAP 2021)	840,141,879.67	-	-	-	840,141,879.67	-	5,327,540,182.55	-	1,854,331,553.21	
Pers	PS	-	-	-	-	-	-	5,395,271,796.55	-	1,857,555,308.14	
Main	MOOE	831,742,843.86	-	-	-	831,742,843.86	-	4,223,377,924.05	-	1,409,357,312.89	
Capit	CO	8,399,035.81	-	-	-	8,399,035.81	-	1,171,894,772.50	-	448,197,995.25	
III. SF	III. SPECIAL PURPOSE FUND	-	-	-	-	-	-	-	-	-	
Pens	Pension and Graduity Fund	-	-	-	-	-	-	-	-	-	
Pens	Personnel Services	-	-	-	-	-	-	-	-	-	
Pens	Maintenance & Other Operating Expenses	-	-	-	-	-	-	-	-	-	
Pens	Capital Outlays	-	-	-	-	-	-	-	-	-	
Misce	Miscellaneous Personnel Benefits Fund	-	-	-	-	-	-	-	-	-	
Misce	Personnel Services	-	-	-	-	-	-	-	-	-	
Misce	Maintenance & Other Operating Expenses	-	-	-	-	-	-	-	-	-	
Misce	Capital Outlays	-	-	-	-	-	-	-	-	-	
Conti	Contingent Fund (SARO-BMB-B-21-0002785, SARO-BMB-B-21	322,550,091.89	-	-	-	322,550,091.89	-	381,039,931.84	-	418,747,268.86	
Conti	Personnel Services	-	-	-	-	-	-	-	-	-	
Conti	Maintenance & Other Operating Expenses	284,530,493.01	-	-	-	284,530,493.01	-	-	-	-	
Conti	Capital Outlays	38,019,598.88	-	-	-	38,019,598.88	-	249,013,519.19	-	323,673,850.03	
		-	-	-	-	-	-	132,026,412.65	-	95,073,418.83	
Conti	Contingent Fund (SARO-BMB-B-21-0008451/SARO-BMB-B-22-	815,888,648.86	-	-	-	815,888,648.86	-	60,727,614.89	-	308,786,756.12	
Conti	Personnel Services	-	-	-	-	-	-	-	-	-	

PROGRAM/ACTIVITY/PROJECT	PREXC CODE	TOTAL DISBURSEMENT					BALANCES			
		1st Qtr ending March 31	2nd Qtr ending June 30	3rd Qtr ending Sept. 30	4th Qtr ending Dec. 31	TOTAL	Unreleased Appropriation	Unobligated Allotment	UNPAID OBLIGATION	
									Due and Demandable	Not Yet Due and Demandable
Conti Maintenance & Other Operating Expenses		815,888,648.86	-	-	-	815,888,648.86	-	60,727,614.89	-	308,786,756.12
Conti Capital Outlays		-	-	-	-	-	-	-	-	-
Conti Contingent Fund (SARO-BMB-B-21-0008535)- Salaries & Bene		20,362,522.21	-	-	-	20,362,522.21	-	30,148,135.73	-	11,021,514.65
Conti Personnel Services		-	-	-	-	-	-	-	-	-
Conti Maintenance & Other Operating Expenses		20,362,522.21	-	-	-	20,362,522.21	-	30,148,135.73	-	11,021,514.65
Conti Capital Outlays		-	-	-	-	-	-	-	-	-
Calan Calamity Fund		-	-	-	-	-	-	293,619,200.00	-	-
Calan Personnel Services		-	-	-	-	-	-	-	-	-
Calan Maintenance & Other Operating Expenses		-	-	-	-	-	-	-	-	-
Calan Capital Outlays		-	-	-	-	-	-	293,619,200.00	-	-
SUB- SUB-TOTAL, SPECIAL PURPOSE FUND		1,158,801,262.96	-	-	-	1,158,801,262.96	-	765,534,882.46	-	739,555,539.63
SUB- PS		-	-	-	-	-	-	-	-	-
SUB- MOOE		1,120,781,664.08	-	-	-	1,120,781,664.08	-	339,889,269.81	-	643,482,120.80
SUB- CO		38,019,598.88	-	-	-	38,019,598.88	-	425,645,612.65	-	95,073,418.83
TOT TOTAL (CONAP 2021)		1,998,943,142.63	-	-	-	1,998,943,142.63	-	6,160,806,679.00	-	2,586,110,847.77
TOT PS		-	-	-	-	-	-	-	-	-
TOT MOOE		1,952,524,507.94	-	-	-	1,952,524,507.94	-	4,563,266,293.85	-	2,052,839,433.69
TOT CO		46,418,634.69	-	-	-	46,418,634.69	-	1,597,540,385.15	-	543,271,414.08
GRA GRAND TOTAL (CURRENT + CONAP)		22,279,695,230.42	-	-	-	22,279,695,230.42	4,415,402,000.00	200,489,510,197.96	-	14,949,764,642.03
GRA PS		15,660,289,579.20	-	-	-	15,660,289,579.20	-	59,173,521,446.39	-	1,763,785,595.42
GRA MOOE		6,371,648,820.62	-	-	-	6,371,648,820.62	4,415,402,000.00	115,312,522,665.25	-	9,576,029,448.61
GRA CO		247,756,830.60	-	-	-	247,756,830.60	-	26,003,466,086.32	-	3,609,949,598.00

Certified Correct:

Agnes D. Marfori
 AGNES D. MARFORI
 OIC, BUDGET DIVISION

Certified Correct:

Filipina V. Velasquez
 FILIPINA V. VELASQUEZ, CPA, MM
 CHIEF ACCOUNTANT

Recommending Approval:

Rowena C. Lora
 ROWENA C. LORA, CPA, MM, CESE
 DIRECTOR IV
 FINANCIAL AND MANAGEMENT SERVICE

STATEMENT OF APPROPRIATIONS, ALLOTMENTS, OBLIGATIONS, DISBURSEMENTS AND BALANCES
As of the Quarter Ending March 31, 2022

Department: Department of Health (DOH)
Agency: Office of the Secretary
Operating Unit: Central
Organization Code (UACS): 130010000000
Fund Cluster: 01 - Regular Agency Fund, 04 - Special Accounts/ Foreign Assisted

Current Year Appropriations
 Continuing Appropriations

PROGRAM/ACTIVITY/PROJEC	PREXC CODE	APPROPRIATION				ALLOTMENTS				TOTAL OBLIGATION					
		Authorized Appropriation	Outside Dept.	Within Dept.	Adjusted Appropriations	Allotments Received TOTAL	Adjustments TOTAL	(Transfer to)	Transfer from TOTAL	Adjusted Total Allotments	1st Qtr ending March 31	2nd Qtr ending June 30	3rd Qtr ending Sept. 30	4th Qtr ending Dec. 31	TOTAL
I. NEW APPROPRIATION (CURRENT)															
A. PROGRAMS															
I. GENERAL ADMINISTRATION AND SUPPORT															
General Management and Super	100000100001000	670,179,000.00	-	4,740,000.00	665,439,000.00	670,179,000.00	-	(4,740,000.00)	-	665,439,000.00	235,994,440.25	-	-	-	-
Personnel Services		365,588,000.00	-	-	365,588,000.00	365,588,000.00	-	-	-	365,588,000.00	83,572,660.74	-	-	-	235,994,440.25
Maintenance & Other Operating Expenses		304,591,000.00	-	4,740,000.00	299,851,000.00	304,591,000.00	-	(4,740,000.00)	-	299,851,000.00	152,421,779.51	-	-	-	83,572,660.74
Capital Outlays		-	-	-	-	-	-	-	-	-	-	-	-	-	152,421,779.51
Administration of Personnel Benef	100000100002000	7,662,306,000.00	-	6,947,079,240.81	715,226,759.19	7,662,306,000.00	-	(6,947,079,240.81)	-	715,226,759.19	-	-	-	-	-
Personnel Services		7,662,306,000.00	-	6,947,079,240.81	715,226,759.19	7,662,306,000.00	-	(6,947,079,240.81)	-	715,226,759.19	-	-	-	-	-
Maintenance & Other Operating Expenses		-	-	-	-	-	-	-	-	-	-	-	-	-	-
Capital Outlays		-	-	-	-	-	-	-	-	-	-	-	-	-	-
TOTAL, GASS		8,332,485,000.00	-	6,951,819,240.81	1,380,665,759.19	8,332,485,000.00	-	(6,951,819,240.81)	-	1,380,665,759.19	235,994,440.25	-	-	-	235,994,440.25
II. SUPPORT TO OPERATIONS															
Health Information Technology	200000100001000	638,668,000.00	-	180,919,054.40	457,748,945.60	638,668,000.00	-	(180,919,054.40)	-	457,748,945.60	39,285,426.04	-	-	-	39,285,426.04
Personnel Services		6,713,000.00	-	-	6,713,000.00	6,713,000.00	-	-	-	6,713,000.00	5,653,769.44	-	-	-	5,653,769.44
Maintenance & Other Operating Expenses		263,732,000.00	-	61,369,054.40	202,362,945.60	263,732,000.00	-	(61,369,054.40)	-	202,362,945.60	33,631,656.60	-	-	-	33,631,656.60
Capital Outlays		368,223,000.00	-	119,550,000.00	248,673,000.00	368,223,000.00	-	(119,550,000.00)	-	248,673,000.00	-	-	-	-	-
Operations of Regional Offices	200000100002000	-	-	-	-	-	-	-	-	-	-	-	-	-	-
Personnel Services		-	-	-	-	-	-	-	-	-	-	-	-	-	-
Maintenance & Other Operating Expenses		-	-	-	-	-	-	-	-	-	-	-	-	-	-
Capital Outlays		-	-	-	-	-	-	-	-	-	-	-	-	-	-
Procurement and Supply Chain M	200000100003000	2,196,327,000.00	-	625,745,395.20	1,570,581,604.80	2,196,327,000.00	-	(625,745,395.20)	-	1,570,581,604.80	1,163,542,009.99	-	-	-	1,163,542,009.99
Personnel Services		-	-	-	-	-	-	-	-	-	-	-	-	-	-
Maintenance & Other Operating Expenses		1,461,307,000.00	-	25,225,395.20	1,436,081,604.80	1,461,307,000.00	-	(25,225,395.20)	-	1,436,081,604.80	1,163,542,009.99	-	-	-	1,163,542,009.99
Capital Outlays		735,020,000.00	-	600,520,000.00	134,500,000.00	735,020,000.00	-	(600,520,000.00)	-	134,500,000.00	-	-	-	-	-
TOTAL, STO		2,834,995,000.00	-	806,664,449.60	2,028,330,550.40	2,834,995,000.00	-	(806,664,449.60)	-	2,028,330,550.40	1,202,827,436.03	-	-	-	1,202,827,436.03
III. OPERATIONS															
ACCESS TO PROMOTIVE AND PREVENTIVE HEALTH CARE SERVICES IMPROVED															
HEALTH POLICY AND STANDARDS DEVELOPMENT PROG															
International Health Policy Develo	310100100001000	41,246,000.00	-	-	41,246,000.00	41,246,000.00	-	-	-	41,246,000.00	6,086,636.84	-	-	-	6,086,636.84
Personnel Services		23,459,000.00	-	-	23,459,000.00	23,459,000.00	-	-	-	23,459,000.00	4,679,546.13	-	-	-	4,679,546.13
Maintenance & Other Operating Expenses		17,787,000.00	-	-	17,787,000.00	17,787,000.00	-	-	-	17,787,000.00	1,407,090.71	-	-	-	1,407,090.71
Capital Outlays		-	-	-	-	-	-	-	-	-	-	-	-	-	-
Health Sector Policy and Plan Dev	310100100002000	45,981,000.00	-	-	45,981,000.00	45,981,000.00	-	-	-	45,981,000.00	10,758,105.50	-	-	-	10,758,105.50
Personnel Services		23,645,000.00	-	-	23,645,000.00	23,645,000.00	-	-	-	23,645,000.00	8,155,411.43	-	-	-	8,155,411.43
Maintenance & Other Operating Expenses		22,336,000.00	-	-	22,336,000.00	22,336,000.00	-	-	-	22,336,000.00	2,602,694.07	-	-	-	2,602,694.07
Capital Outlays		-	-	-	-	-	-	-	-	-	-	-	-	-	-
Health Sector Research Developm	310100100003000	113,989,000.00	-	-	113,989,000.00	113,989,000.00	-	-	-	113,989,000.00	144,000.00	-	-	-	144,000.00
Personnel Services		59,871,000.00	-	-	59,871,000.00	59,871,000.00	-	-	-	59,871,000.00	-	-	-	-	-
Maintenance & Other Operating Expenses		54,118,000.00	-	-	54,118,000.00	54,118,000.00	-	-	-	54,118,000.00	144,000.00	-	-	-	144,000.00
Capital Outlays		-	-	-	-	-	-	-	-	-	-	-	-	-	-
HEALTH SYSTEMS STRENGTHENING PROGRAM		41,247,086,000.00	-	35,912,458,393.95	5,334,627,606.05	41,247,086,000.00	-	(35,912,458,393.95)	-	5,334,627,606.05	1,122,854,060.87	-	-	-	1,122,854,060.87
SERVICE DELIVERY SUB-PROGRAM		23,555,880,000.00	-	21,827,840,856.00	1,728,039,144.00	23,555,880,000.00	-	(21,827,840,856.00)	-	1,728,039,144.00	153,889,152.91	-	-	-	153,889,152.91

PROGRAM/ACTIVITY/PROJECT	PREXC CODE	APPROPRIATION				ALLOTMENTS					TOTAL OBLIGATION				
		Authorized Appropriation	Outside Dept.	Within Dept.	Adjusted Appropriations	Allotments Received	Adjustments	(Transfer to)	Transfer from	Adjusted Total Allotments	1st Qtr ending March 31	2nd Qtr ending June 30	3rd Qtr ending Sept. 30	4th Qtr ending Dec. 31	TOTAL
						TOTAL	TOTAL		TOTAL						
H Capital Outlays		27,884,000.00		-	27,884,000.00	27,884,000.00	-	-	-	27,884,000.00	-	-	-	-	-
P Philippines COVID-19 Emergency	310300300003000	1,026,739,000.00	-	-	1,026,739,000.00	1,026,739,000.00	-	-	-	1,026,739,000.00	17,790,831.98	-	-	-	17,790,831.98
P Personnel Services				-	-	-	-	-	-	-	-	-	-	-	-
P Maintenance & Other Operating Expenses		221,739,000.00		-	221,739,000.00	221,739,000.00	-	-	-	221,739,000.00	-	-	-	-	-
P Capital Outlays		805,000,000.00		-	805,000,000.00	805,000,000.00	-	-	-	805,000,000.00	17,790,831.98	-	-	-	17,790,831.98
C World Bank Philippine Multi-Sectoral Nutrition Project		492,516,000.00		-	492,516,000.00	-	-	-	-	-	-	-	-	-	-
C Personnel Services				-	-	-	-	-	-	-	-	-	-	-	-
C Maintenance & Other Operating Expenses		492,516,000.00		-	492,516,000.00	-	-	-	-	-	-	-	-	-	-
C Capital Outlays				-	-	-	-	-	-	-	-	-	-	-	-
PUBLIC HEALTH MANAGEMENT SUB-PROGRAM		899,751,000.00	-	249,931,467.59	649,819,532.41	899,751,000.00	-	(249,931,467.59)	-	649,819,532.41	68,633,871.35	-	-	-	68,633,871.35
F Public Health Management	310301100001000	894,491,000.00	-	249,931,467.59	644,559,532.41	894,491,000.00	-	(249,931,467.59)	-	644,559,532.41	68,633,871.35	-	-	-	68,633,871.35
F Personnel Services		442,000.00		-	442,000.00	442,000.00	-	-	-	442,000.00	442,000.00	-	-	-	442,000.00
F Maintenance & Other Operating Expenses		894,049,000.00		249,931,467.59	644,117,532.41	894,049,000.00	-	(249,931,467.59)	-	644,117,532.41	68,191,871.35	-	-	-	68,191,871.35
F Capital Outlays				-	-	-	-	-	-	-	-	-	-	-	-
C Environmental and Occupational H	310302100001000	5,260,000.00	-	-	5,260,000.00	5,260,000.00	-	-	-	5,260,000.00	-	-	-	-	-
C Personnel Services				-	-	-	-	-	-	-	-	-	-	-	-
C Maintenance & Other Operating Expenses		5,260,000.00		-	5,260,000.00	5,260,000.00	-	-	-	5,260,000.00	-	-	-	-	-
C Capital Outlays				-	-	-	-	-	-	-	-	-	-	-	-
FAMILY HEALTH SUB-PROGRAM		6,574,356,000.00	-	-	6,574,356,000.00	6,574,356,000.00	-	-	-	6,574,356,000.00	-	-	-	-	-
F Family Health , Immunization, Nutr	310304100001000	6,574,356,000.00	-	-	6,574,356,000.00	6,574,356,000.00	-	-	-	6,574,356,000.00	-	-	-	-	-
F Personnel Services				-	-	-	-	-	-	-	-	-	-	-	-
F Maintenance & Other Operating Expenses		6,574,356,000.00		-	6,574,356,000.00	6,574,356,000.00	-	-	-	6,574,356,000.00	-	-	-	-	-
F Capital Outlays				-	-	-	-	-	-	-	-	-	-	-	-
F Locally Funded Project		2,792,970,000.00	-	-	2,792,970,000.00	-	-	-	-	-	-	-	-	-	-
F Procurement of Covid-19 Vaccine Booster Shots		2,792,970,000.00	-	-	2,792,970,000.00	-	-	-	-	-	-	-	-	-	-
F Personnel Services				-	-	-	-	-	-	-	-	-	-	-	-
F Maintenance & Other Operating Expenses		2,792,970,000.00		-	2,792,970,000.00	-	-	-	-	-	-	-	-	-	-
F Capital Outlays				-	-	-	-	-	-	-	-	-	-	-	-
PREVENTION AND CONTROL OF INFECTIOUS DISEASES		10,027,789,000.00	-	-	10,027,789,000.00	10,027,789,000.00	-	-	-	10,027,789,000.00	-	-	-	-	-
F Prevention and Control Communic	310306100001000	10,013,488,000.00	-	-	10,013,488,000.00	10,013,488,000.00	-	-	-	10,013,488,000.00	-	-	-	-	-
F Personnel Services				-	-	-	-	-	-	-	-	-	-	-	-
F Maintenance & Other Operating Expenses		10,013,488,000.00		-	10,013,488,000.00	10,013,488,000.00	-	-	-	10,013,488,000.00	-	-	-	-	-
F Capital Outlays				-	-	-	-	-	-	-	-	-	-	-	-
A Assistance to Philippine Tuberculo	310306100003000	14,301,000.00	-	-	14,301,000.00	14,301,000.00	-	-	-	14,301,000.00	-	-	-	-	-
A Personnel Services				-	-	-	-	-	-	-	-	-	-	-	-
A Maintenance & Other Operating Expenses		14,301,000.00		-	14,301,000.00	14,301,000.00	-	-	-	14,301,000.00	-	-	-	-	-
A Capital Outlays				-	-	-	-	-	-	-	-	-	-	-	-
NON COMMUNICABLE DISEASES SUB-PROGRAM		1,377,445,000.00	-	-	1,377,445,000.00	1,377,445,000.00	-	-	-	1,377,445,000.00	-	-	-	-	-
F Prevention and Control of Non-Co	310307100001000	1,377,445,000.00	-	-	1,377,445,000.00	1,377,445,000.00	-	-	-	1,377,445,000.00	-	-	-	-	-
F Personnel Services				-	-	-	-	-	-	-	-	-	-	-	-
F Maintenance & Other Operating Expenses		1,377,445,000.00		-	1,377,445,000.00	1,377,445,000.00	-	-	-	1,377,445,000.00	-	-	-	-	-
F Capital Outlays				-	-	-	-	-	-	-	-	-	-	-	-
EPIDEMIOLOGY AND SURVEILLANCE PROGRAM		262,740,000.00	-	15,577,680.00	247,162,320.00	262,740,000.00	-	(15,577,680.00)	-	247,162,320.00	32,689,787.06	-	-	-	32,689,787.06
E Epidemiology and Surveillance	310400100001000	262,740,000.00	-	15,577,680.00	247,162,320.00	262,740,000.00	-	(15,577,680.00)	-	247,162,320.00	32,689,787.06	-	-	-	32,689,787.06
E Personnel Services		15,592,000.00		-	15,592,000.00	15,592,000.00	-	-	-	15,592,000.00	4,832,732.88	-	-	-	4,832,732.88
E Maintenance & Other Operating Expenses		204,355,000.00		15,577,680.00	188,777,320.00	204,355,000.00	-	(15,577,680.00)	-	188,777,320.00	27,857,054.18	-	-	-	27,857,054.18
E Capital Outlays		42,793,000.00		-	42,793,000.00	42,793,000.00	-	-	-	42,793,000.00	-	-	-	-	-

PROGRAM/ACTIVITY/PROJEC	PREXC CODE	APPROPRIATION				ALLOTMENTS					TOTAL OBLIGATION				
		Authorized Appropriation	Outside Dept.	Within Dept.	Adjusted Appropriations	Allotments Received	Adjustments	(Transfer to)	Transfer from	Adjusted Total Allotments	1st Qtr ending March 31	2nd Qtr ending June 30	3rd Qtr ending Sept. 30	4th Qtr ending Dec. 31	TOTAL
						TOTAL	TOTAL		TOTAL						
SUB-TOTAL: ACCESS TO SAFE AND QUALITY HEALTH CARE		114,746,000.00	-	1,016,200.00	113,729,800.00	114,746,000.00	-	(1,016,200.00)	-	113,729,800.00	17,523,995.32	-	-	-	17,523,995.32
ACCESS TO SOCIAL HEALTH PROTECTION ASSURED															
SOCIAL HEALTH PROTECTION PROGRAM		21,890,229,000.00	-	3,671,076,030.28	18,219,152,969.72	21,890,229,000.00	-	(3,671,076,030.28)	-	18,219,152,969.72	2,529,342.18	-	-	-	2,529,342.18
A	Assistance to Indigent Patients et	340100100001000	21,361,029,000.00	-	3,671,076,030.28	17,689,952,969.72	21,361,029,000.00	-	(3,671,076,030.28)	17,689,952,969.72	2,529,342.18	-	-	-	2,529,342.18
A	Personnel Services														
A	Maintenance & Other Operating Expenses		21,361,029,000.00	-	3,671,076,030.28	17,689,952,969.72	21,361,029,000.00	-	(3,671,076,030.28)	17,689,952,969.72	2,529,342.18	-	-	-	2,529,342.18
A	Capital Outlays														
C	Cancer Assistance Fund	340100100002000	529,200,000.00	-	-	529,200,000.00	529,200,000.00	-	-	529,200,000.00	-	-	-	-	-
C	Personnel Services														
C	Maintenance & Other Operating Expenses		529,200,000.00	-	-	529,200,000.00	529,200,000.00	-	-	529,200,000.00	-	-	-	-	-
C	Capital Outlays														
SUBTOTAL: ACCESS TO SOCIAL HEALTH PROTECTION A		21,890,229,000.00	-	3,671,076,030.28	18,219,152,969.72	21,890,229,000.00	-	(3,671,076,030.28)	-	18,219,152,969.72	2,529,342.18	-	-	-	2,529,342.18
TOTAL, OPERATIONS		109,534,499,000.00	-	46,418,164,871.06	63,116,334,128.94	105,168,173,000.00	-	(46,418,164,871.06)	-	58,750,008,128.94	1,577,364,134.00	-	-	-	1,577,364,134.00
TOTAL NEW APPROPRIATIONS		120,701,979,000.00	-	54,176,648,561.47	66,525,330,438.53	116,335,653,000.00	-	(54,176,648,561.47)	-	62,159,004,438.53	3,016,186,010.28	-	-	-	3,016,186,010.28
P	PS		29,167,086,000.00	-	21,749,297,564.56	7,417,758,435.44	29,167,056,000.00	-	(21,749,297,564.56)	7,417,758,435.44	1,086,362,779.62	-	-	-	1,086,362,779.62
M	MOOE		66,227,189,000.00	-	9,997,213,996.91	56,229,975,003.09	61,860,863,000.00	-	(9,997,213,996.91)	51,863,649,003.09	1,912,032,398.68	-	-	-	1,912,032,398.68
C	CO		25,307,734,000.00	-	22,430,137,000.00	2,877,597,000.00	25,307,734,000.00	-	(22,430,137,000.00)	2,877,597,000.00	17,790,831.98	-	-	-	17,790,831.98
II. AUTOMATIC APPROPRIATION															
F	Retirement and Life Insurance F	01104102	55,234,000.00	-	1,203,237,879.29	1,258,471,879.29	55,234,000.00	1,213,391,340.00	(10,153,460.71)	1,258,471,879.29	12,452,980.37	-	-	-	12,452,980.37
F	Personnel Services		55,234,000.00	-	1,203,237,879.29	1,258,471,879.29	55,234,000.00	1,213,391,340.00	(10,153,460.71)	1,258,471,879.29	12,452,980.37	-	-	-	12,452,980.37
F	Maintenance & Other Operating Expenses														
F	Capital Outlays														
C	Custom and Duties and Taxes	01104105													
C	Personnel Services														
C	Maintenance & Other Operating Expenses														
C	Capital Outlays														
F	Franchise Tax	03104347	29,420,000.00	-	-	29,420,000.00	-	-	-	-	-	-	-	-	-
F	Personnel Services														
F	Maintenance & Other Operating Expenses		29,420,000.00	-	-	29,420,000.00	-	-	-	-	-	-	-	-	-
F	Capital Outlays														
Asian Development Bank - Marawi															
A	Personnel Services							4,671,821.00	(4,671,821.00)						
A	Maintenance & Other Operating Expenses														
A	Capital Outlays							1,310,699.00	(1,310,699.00)						
								3,361,122.00	(3,361,122.00)						
	Personnel Services														
	Maintenance & Other Operating Expenses														
	Capital Outlays														
SUB-TOTAL, AUTOMATIC APPROPRIATION		84,654,000.00	-	1,203,237,879.29	1,287,891,879.29	55,234,000.00	1,218,063,161.00	(14,825,261.71)	-	1,258,471,879.29	12,452,980.37	-	-	-	12,452,980.37
PS		55,234,000.00	-	1,203,237,879.29	1,258,471,879.29	55,234,000.00	1,213,391,340.00	(10,153,460.71)	-	1,258,471,879.29	12,452,980.37	-	-	-	12,452,980.37
MOOE		29,420,000.00	-	-	29,420,000.00	-	1,310,699.00	(1,310,699.00)	-	-	-	-	-	-	-
CO		-	-	-	-	-	3,361,122.00	(3,361,122.00)	-	-	-	-	-	-	-
III. SPECIAL PURPOSE FUND															
F	Pension and Graduity Fund	01101407													
F	Personnel Services														
F	Maintenance & Other Operating Expenses														
F	Capital Outlays														
N	Miscellaneous Personnel Benefi	01101406			110,988,271.18	110,988,271.18	-	875,208,281.00	(764,220,009.82)	110,988,271.18	-	-	-	-	-
N	Personnel Services				110,853,271.18	110,853,271.18	-	875,073,281.00	(764,220,009.82)	110,853,271.18	-	-	-	-	-
N	Maintenance & Other Operating Expenses				135,000.00	135,000.00	-	135,000.00	-	135,000.00	-	-	-	-	-

PROGRAM/ACTIVITY/PROJEC	PREXC CODE	APPROPRIATION				ALLOTMENTS					TOTAL OBLIGATION				
		Authorized Appropriation	Outside Dept.	Within Dept.	Adjusted Appropriations	Allotments Received	Adjustments	Transfer from	Adjusted Total Allotments	1st Qtr ending March 31	2nd Qtr ending June 30	3rd Qtr ending Sept. 30	4th Qtr ending Dec. 31	TOTAL	
						TOTAL	TOTAL								(Transfer to)
Capital Outlays				-	-	-	-	-	-	-	-	-	-	-	
M Miscellaneous Personnel Benefits Fund PBB															
Personnel Services				-	-	-	-	-	-	-	-	-	-	-	
Maintenance & Other Operating Expenses				-	-	-	-	-	-	-	-	-	-	-	
Capital Outlays				-	-	-	-	-	-	-	-	-	-	-	
§ SUB-TOTAL, SPECIAL PURPOSE FUND															
PS				110,988,271.18	110,988,271.18	-	875,268,281.00	(764,220,009.82)	110,988,271.18	-	-	-	-	-	
MOOE				110,853,271.18	110,853,271.18	-	875,073,281.00	(764,220,009.82)	110,853,271.18	-	-	-	-	-	
CO				135,000.00	135,000.00	-	135,000.00	-	135,000.00	-	-	-	-	-	
IV. UNPROGRAMMED FUND															
Asian Infrastructure Investment Bank- AIIB Loan (HEAL 2															
Personnel Services				12,750,000,000.00	12,750,000,000.00	-	12,750,000,000.00	-	12,750,000,000.00	-	-	-	-	-	
Maintenance & Other Operating Expenses				12,750,000,000.00	12,750,000,000.00	-	12,750,000,000.00	-	12,750,000,000.00	-	-	-	-	-	
Capital Outlays				-	-	-	-	-	-	-	-	-	-	-	
ADB- Health System Enhancement to Address and Limit (H															
Personnel Services				12,750,000,000.00	12,750,000,000.00	-	12,750,000,000.00	-	12,750,000,000.00	-	-	-	-	-	
Maintenance & Other Operating Expenses				12,750,000,000.00	12,750,000,000.00	-	12,750,000,000.00	-	12,750,000,000.00	-	-	-	-	-	
Capital Outlays				-	-	-	-	-	-	-	-	-	-	-	
WB - Philippine COVID-19 Emergency Response Project (P															
Personnel Services				15,300,000,000.00	15,300,000,000.00	-	15,300,000,000.00	-	15,300,000,000.00	-	-	-	-	-	
Maintenance & Other Operating Expenses				15,300,000,000.00	15,300,000,000.00	-	15,300,000,000.00	-	15,300,000,000.00	-	-	-	-	-	
Capital Outlays				-	-	-	-	-	-	-	-	-	-	-	
ADB- Health System Enhancement to Address and Limit (H															
Personnel Services				643,400,959.00	643,400,959.00	-	643,400,959.00	-	643,400,959.00	-	-	-	-	-	
Maintenance & Other Operating Expenses				643,400,959.00	643,400,959.00	-	643,400,959.00	-	643,400,959.00	-	-	-	-	-	
Capital Outlays				-	-	-	-	-	-	-	-	-	-	-	
§ SUB-TOTAL, UNPROGRAMMED FUNDS															
PS				41,443,400,959.00	41,443,400,959.00	-	41,443,400,959.00	-	41,443,400,959.00	-	-	-	-	-	
MOOE				40,800,000,000.00	40,800,000,000.00	-	40,800,000,000.00	-	40,800,000,000.00	-	-	-	-	-	
CO				643,400,959.00	643,400,959.00	-	643,400,959.00	-	643,400,959.00	-	-	-	-	-	
GRAND TOTAL (CURRENT YEAR 2021)															
PS		120,786,633,000.00		11,419,021,452.00	109,367,611,548.00	116,390,887,000.00	43,536,672,401.00	(54,955,693,853.00)	104,971,865,548.00	3,028,638,990.65	-	-	-	3,028,638,990.65	
MOOE		29,222,290,000.00		20,435,206,414.09	8,787,083,585.91	29,222,290,000.00	2,088,464,621.00	(22,523,671,035.09)	8,787,083,585.91	1,098,815,759.99	-	-	-	1,098,815,759.99	
CO		66,256,609,000.00		30,802,921,003.09	97,059,530,003.09	61,860,863,000.00	40,801,445,699.00	(9,998,524,695.91)	92,663,784,003.09	1,912,032,398.68	-	-	-	1,912,032,398.68	
		25,307,734,000.00		21,786,736,041.00	3,520,997,959.00	25,307,734,000.00	646,762,081.00	(22,433,498,122.00)	3,520,997,959.00	17,790,831.98	-	-	-	17,790,831.98	
I. CONTINUING APPROPRIATIONS															
A. PROGRAMS															
I. GENERAL ADMINISTRATION AND SUPPORT															
General Management and Superv	100000100001000	22,515,528.50		7,205,940.34	29,721,468.84	22,515,528.50	11,205,940.34	(4,000,000.00)	29,721,468.84	6,883,118.48	-	-	-	6,883,118.48	
Personnel Services				-	-	-	-	-	-	-	-	-	-	-	
Maintenance & Other Operating Expenses		22,515,528.50		7,205,940.34	29,721,468.84	22,515,528.50	11,205,940.34	(4,000,000.00)	29,721,468.84	6,883,118.48	-	-	-	6,883,118.48	
Capital Outlays				-	-	-	-	-	-	-	-	-	-	-	
Administration of Personnel Benef	100000100002000			-	-	-	-	-	-	-	-	-	-	-	
Personnel Services				-	-	-	-	-	-	-	-	-	-	-	
Maintenance & Other Operating Expenses				-	-	-	-	-	-	-	-	-	-	-	
Capital Outlays				-	-	-	-	-	-	-	-	-	-	-	
TOTAL, GASS		22,515,528.50		7,205,940.34	29,721,468.84	22,515,528.50	11,205,940.34	(4,000,000.00)	29,721,468.84	6,883,118.48				6,883,118.48	
II. SUPPORT TO OPERATIONS															
Health Information Technology	200000100001000	9,413,833.34		6,141,508.50	3,272,324.84	9,413,833.34	858,491.50	(7,000,000.00)	3,272,324.84	184,480.63	-	-	-	184,480.63	
Personnel Services				-	-	-	-	-	-	-	-	-	-	-	

PROGRAM/ACTIVITY/PROJEC	PREXC CODE	APPROPRIATION				ALLOTMENTS					TOTAL OBLIGATION				
		Authorized Appropriation	Outside Dept.	Within Dept.	Adjusted Appropriations	Allotments Received	Adjustments	(Transfer to)	Transfer from	Adjusted Total Allotments	1st Qtr ending March 31	2nd Qtr ending June 30	3rd Qtr ending Sept. 30	4th Qtr ending Dec. 31	TOTAL
						TOTAL	TOTAL		TOTAL						
Maintenance & Other Operating Expenses		9,413,833.34	-	6,141,508.50	3,272,324.84	9,413,833.34	858,491.50	(7,000,000.00)	-	3,272,324.84	184,480.63	-	-	-	184,480.63
Capital Outlays															
Operations of Regional Offices	200000100002000	-	-	-	-	-	-	-	-	-	-	-	-	-	-
Personnel Services															
Maintenance & Other Operating Expenses															
Capital Outlays															
Procurement and Supply Chain M	200000100003000	4,612,330.29	-	5,458,640.73	10,070,971.02	4,612,330.29	5,458,640.73	-	-	10,070,971.02	482,554.00	-	-	-	482,554.00
Personnel Services															
Maintenance & Other Operating Expenses		4,612,330.29		5,458,640.73	10,070,971.02	4,612,330.29	5,458,640.73	-	-	10,070,971.02	482,554.00	-	-	-	482,554.00
Capital Outlays															
TOTAL, STO		14,026,163.63	-	682,867.77	13,343,295.86	14,026,163.63	6,317,132.23	(7,000,000.00)	-	13,343,295.86	667,034.63	-	-	-	667,034.63
III. OPERATIONS															
PREXC OO : ACCESS TO PROMOTIVE AND PREVENTIVE		722,152,988.29	-	92,762,272.33	814,915,260.62	722,152,988.29	24,342,306.33	68,419,966.00	-	814,915,260.62	63,578,803.03	-	-	-	63,578,803.03
HEALTH POLICY AND STANDARDS DEVELOPMENT PROC		20,598,392.54	-	9,768,576.00	10,829,816.54	20,598,392.54	-	(9,768,576.00)	-	10,829,816.54	364,931.43	-	-	-	364,931.43
International Health Policy Develop	310100100001000	484,875.96	-	-	484,875.96	484,875.96	-	-	-	484,875.96	146,624.43	-	-	-	146,624.43
Personnel Services															
Maintenance & Other Operating Expenses		484,875.96			484,875.96	484,875.96				484,875.96	146,624.43				146,624.43
Capital Outlays															
Health Sector Policy and Plan Dev	310100100002000	4,204,320.48	-	-	4,204,320.48	4,204,320.48	-	-	-	4,204,320.48	212,307.00	-	-	-	212,307.00
Personnel Services															
Maintenance & Other Operating Expenses		4,204,320.48			4,204,320.48	4,204,320.48				4,204,320.48	212,307.00				212,307.00
Capital Outlays															
Health Sector Research Developm	310100100003000	15,909,196.10	-	9,768,576.00	6,140,620.10	15,909,196.10	-	(9,768,576.00)	-	6,140,620.10	6,000.00	-	-	-	6,000.00
Personnel Services															
Maintenance & Other Operating Expenses		15,909,196.10		9,768,576.00	6,140,620.10	15,909,196.10		(9,768,576.00)		6,140,620.10	6,000.00				6,000.00
Capital Outlays															
HEALTH SYSTEMS STRENGTHENING PROGRAM		75,446,422.66	-	26,831,847.64	102,278,270.30	75,446,422.66	91,383.77	26,740,463.87	-	102,278,270.30	4,863,633.13	-	-	-	4,863,633.13
SERVICE DELIVERY SUB-PROGRAM		13,298,253.14	-	3,881,194.71	17,179,447.85	13,298,253.14	14,415.00	3,866,779.71	-	17,179,447.85	526,413.15	-	-	-	526,413.15
Health Facility Policy and Plan Dev	310201100001000	4,866,134.20	-	1,817,805.92	6,683,940.12	4,866,134.20	-	1,817,805.92	-	6,683,940.12	364,845.14	-	-	-	364,845.14
Personnel Services															
Maintenance & Other Operating Expenses		4,866,134.20		1,817,805.92	6,683,940.12	4,866,134.20		1,817,805.92		6,683,940.12	364,845.14				364,845.14
Capital Outlays															
Health Facilities Enhancement Pro	310201100002000	5,612,009.29	-	2,498,350.00	3,113,659.29	5,612,009.29	1,650.00	(2,500,000.00)	-	3,113,659.29	69,358.73	-	-	-	69,358.73
Personnel Services															
Maintenance & Other Operating Expenses		5,612,009.29		2,498,350.00	3,113,659.29	5,612,009.29	1,650.00	(2,500,000.00)		3,113,659.29	69,358.73				69,358.73
Capital Outlays															
Local Health Systems Developm	310201100003000	673,470.46	-	2,999,982.38	3,673,452.84	673,470.46	-	2,999,982.38	-	3,673,452.84	66,653.28	-	-	-	66,653.28
Personnel Services															
Maintenance & Other Operating Expenses		673,470.46		2,999,982.38	3,673,452.84	673,470.46		2,999,982.38		3,673,452.84	66,653.28				66,653.28
Capital Outlays															
Pharmaceutical Management	310201100004000	2,146,639.19	-	1,561,756.41	3,708,395.60	2,146,639.19	12,765.00	1,548,991.41	-	3,708,395.60	25,556.00	-	-	-	25,556.00
Personnel Services															
Maintenance & Other Operating Expenses		2,146,639.19		1,561,756.41	3,708,395.60	2,146,639.19	12,765.00	1,548,991.41		3,708,395.60	25,556.00				25,556.00
Capital Outlays															
HEALTH HUMAN RESOURCE SUB-PROGRAM		45,372,305.86	-	22,138,441.59	67,510,747.45	45,372,305.86	1,400.00	22,137,041.59	-	67,510,747.45	3,395,718.37	-	-	-	3,395,718.37
Human Resource for Health (HRH)	310202100001000	36,094,246.94	-	22,137,041.59	58,231,288.53	36,094,246.94	-	22,137,041.59	-	58,231,288.53	599.00	-	-	-	599.00
Personnel Services															
Maintenance & Other Operating Expenses		36,094,246.94		22,137,041.59	58,231,288.53	36,094,246.94		22,137,041.59		58,231,288.53	599.00				599.00
Capital Outlays															

PROGRAM/ACTIVITY/PROJEC	PREXC CODE	APPROPRIATION				ALLOTMENTS					TOTAL OBLIGATION				
		Authorized Appropriation	Outside Dept.	Within Dept.	Adjusted Appropriations	Allotments Received	Adjustments	(Transfer to)	Transfer from	Adjusted Total Allotments	1st Qtr ending March 31	2nd Qtr ending June 30	3rd Qtr ending Sept. 30	4th Qtr ending Dec. 31	TOTAL
						TOTAL	TOTAL		TOTAL						
Human Resources for Health (HR)	310202100002000	9,278,058.92	-	1,400.00	9,279,458.92	9,278,058.92	1,400.00	-	-	9,279,458.92	3,395,119.37	-	-	-	3,395,119.37
Personnel Services															
Maintenance & Other Operating Expenses		9,278,058.92		1,400.00	9,279,458.92	9,278,058.92	1,400.00	-	-	9,279,458.92	3,395,119.37	-	-	-	3,395,119.37
Capital Outlays															
HEALTH PROMOTION SUB-PROGRAM		16,775,863.66	-	812,211.34	17,588,075.00	16,775,863.66	75,568.77	736,642.57	-	17,588,075.00	941,501.61	-	-	-	941,501.61
Health Promotion	310203100001000	16,775,863.66	-	812,211.34	17,588,075.00	16,775,863.66	75,568.77	736,642.57	-	17,588,075.00	941,501.61	-	-	-	941,501.61
Personnel Services															
Maintenance & Other Operating Expenses		16,775,863.66		812,211.34	17,588,075.00	16,775,863.66	75,568.77	736,642.57	-	17,588,075.00	941,501.61	-	-	-	941,501.61
Capital Outlays															
PUBLIC HEALTH PROGRAM		541,536,885.66	-	75,693,089.69	617,229,975.35	541,536,885.66	24,245,011.56	51,448,078.13	-	617,229,975.35	52,649,612.09	-	-	-	52,649,612.09
PUBLIC HEALTH MANAGEMENT SUB-PROGRAM		417,939,875.06	-	9,364,605.73	427,304,480.79	417,939,875.06	207,772.42	9,156,833.31	-	427,304,480.79	7,624,210.85	-	-	-	7,624,210.85
Health System Enhancement to A	310301100001000	70,917,234.10	-	86,918.90	71,004,153.00	70,917,234.10	86,918.90	-	-	71,004,153.00	124,145.87	-	-	-	124,145.87
Personnel Services															
Maintenance & Other Operating Expenses		70,917,234.10		86,918.90	71,004,153.00	70,917,234.10	86,918.90	-	-	71,004,153.00	124,145.87	-	-	-	124,145.87
Capital Outlays															
Philippines COVID-19 Emergency	310301100001000	297,122,480.64	-	69,114.49	297,191,595.13	297,122,480.64	69,114.49	-	-	297,191,595.13	6,295,384.78	-	-	-	6,295,384.78
Personnel Services															
Maintenance & Other Operating Expenses		143,174,257.19		69,114.49	143,243,371.68	143,174,257.19	69,114.49	-	-	143,243,371.68	6,295,384.78	-	-	-	6,295,384.78
Capital Outlays		153,948,223.45			153,948,223.45	153,948,223.45				153,948,223.45					153,948,223.45
Covid-19 Laboratory Network Cor	310301100001000	4,277,700.00	-	1,424,566.32	5,702,266.32	4,277,700.00	-	1,424,566.32	-	5,702,266.32	-	-	-	-	-
Personnel Services															
Maintenance & Other Operating Expenses		4,277,700.00		1,424,566.32	5,702,266.32	4,277,700.00		1,424,566.32	-	5,702,266.32					
Capital Outlays															
Public Health Management	310301100001000	40,567,984.75	-	7,784,006.02	48,351,990.77	40,567,984.75	51,739.03	7,732,266.99	-	48,351,990.77	1,095,991.20	-	-	-	1,095,991.20
Personnel Services															
Maintenance & Other Operating Expenses		40,567,984.75		7,784,006.02	48,351,990.77	40,567,984.75	51,739.03	7,732,266.99	-	48,351,990.77	1,095,991.20	-	-	-	1,095,991.20
Capital Outlays															
Operation of PNAC Secretariat	310301100002000	5,054,475.57	-	-	5,054,475.57	5,054,475.57	-	-	-	5,054,475.57	108,689.00	-	-	-	108,689.00
Personnel Services															
Maintenance & Other Operating Expenses		3,041,475.57			3,041,475.57	3,041,475.57				3,041,475.57	29,189.00				29,189.00
Capital Outlays		2,013,000.00			2,013,000.00	2,013,000.00				2,013,000.00	79,500.00				79,500.00
Complementary Feeding Program		-	-	-	-	-	-	-	-	-	-	-	-	-	-
Personnel Services															
Maintenance & Other Operating Expenses															
Capital Outlays															
ENVIRONMENTAL AND OCCUPATIONAL HEALTH SUB-PR		1,183,438.00	-	-	1,183,438.00	1,183,438.00	-	-	-	1,183,438.00	894,803.00	-	-	-	894,803.00
Environmental and Occupational H	310302100001000	1,183,438.00	-		1,183,438.00	1,183,438.00				1,183,438.00	894,803.00				894,803.00
Personnel Services															
Maintenance & Other Operating Expenses		1,183,438.00			1,183,438.00	1,183,438.00				1,183,438.00	894,803.00				894,803.00
Capital Outlays															
FAMILY HEALTH SUB-PROGRAM		55,130,561.41	-	31,941,463.63	87,072,025.04	55,130,561.41	-	31,941,463.63	-	87,072,025.04	-	-	-	-	-
Family Health , Nutrition and Resp	310304100001000	55,130,561.41	-	31,941,463.63	87,072,025.04	55,130,561.41		31,941,463.63		87,072,025.04					
Personnel Services															
Maintenance & Other Operating Expenses		55,130,561.41		31,941,463.63	87,072,025.04	55,130,561.41		31,941,463.63		87,072,025.04					
Capital Outlays															
PREVENTION AND CONTROL OF INFECTIOUS DISEASES		67,275,989.25	-	34,387,020.33	101,663,009.58	67,275,989.25	24,037,239.14	10,349,781.19	-	101,663,009.58	44,130,598.24	-	-	-	44,130,598.24
Prevention and Control of Other In	310306100001000	67,275,989.25	-	34,387,020.33	101,663,009.58	67,275,989.25	24,037,239.14	10,349,781.19		101,663,009.58	44,130,598.24				44,130,598.24
Personnel Services															
Maintenance & Other Operating Expenses		67,275,989.25		34,387,020.33	101,663,009.58	67,275,989.25	24,037,239.14	10,349,781.19		101,663,009.58	44,130,598.24				44,130,598.24

PROGRAM/ACTIVITY/PROJECT	PREXC CODE	APPROPRIATION				ALLOTMENTS					TOTAL OBLIGATION				
		Authorized Appropriation	Outside Dept.	Within Dept.	Adjusted Appropriations	Allotments Received	Adjustments	(Transfer to)	Transfer from	Adjusted Total Allotments	1st Qtr ending March 31	2nd Qtr ending June 30	3rd Qtr ending Sept. 30	4th Qtr ending Dec. 31	TOTAL
						TOTAL	TOTAL		TOTAL						
Capital Outlays															
Assistance to Philippine Tuberculosis Control	310306100003000														
Personnel Services															
Maintenance & Other Operating Expenses															
Capital Outlays															
NON COMMUNICABLE DISEASES SUB-PROGRAM		7,021.94			7,021.94	7,021.94				7,021.94					
Prevention and Control of Non-Communicable Diseases	310307100001000	7,021.94			7,021.94	7,021.94				7,021.94					
Personnel Services										7,021.94					
Maintenance & Other Operating Expenses		7,021.94			7,021.94	7,021.94									
Capital Outlays										7,021.94					
National Integrated Cancer Control	310307100001000														
Personnel Services															
Maintenance & Other Operating Expenses															
Capital Outlays															
EPIDEMIOLOGY AND SURVEILLANCE PROGRAM		8,895,904.80		5,861.00	8,901,765.80	8,895,904.80	5,861.00			8,901,765.80	3,820,012.37				
Epidemiology and Surveillance	310400100001000	8,895,904.80		5,861.00	8,901,765.80	8,895,904.80	5,861.00			8,901,765.80	3,820,012.37				3,820,012.37
Personnel Services										8,901,765.80	3,820,012.37				3,820,012.37
Maintenance & Other Operating Expenses		8,895,904.80		5,861.00	8,901,765.80	8,895,904.80	5,861.00								
Capital Outlays										8,901,765.80	3,820,012.37				3,820,012.37
HEALTH EMERGENCY MANAGEMENT PROGRAM		75,675,382.63		50.00	75,675,432.63	75,675,382.63	50.00			75,675,432.63	1,880,614.01				1,880,614.01
Health Emergency Preparedness	310500100001000	3,487,908.09		50.00	3,487,958.09	3,487,908.09	50.00			75,675,432.63	1,880,614.01				1,880,614.01
Personnel Services										3,487,958.09	106,114.01				106,114.01
Maintenance & Other Operating Expenses		3,450,353.49		50.00	3,450,403.49	3,450,353.49	50.00			3,450,403.49	106,114.01				
Capital Outlays		37,554.60			37,554.60	37,554.60				37,554.60					106,114.01
Quick Response Fund	310500100002000	72,187,474.54			72,187,474.54	72,187,474.54				72,187,474.54	1,774,500.00				1,774,500.00
Personnel Services															
Maintenance & Other Operating Expenses		5,464,506.54			5,464,506.54	5,464,506.54				5,464,506.54	1,774,500.00				1,774,500.00
Capital Outlays		66,722,968.00			66,722,968.00	66,722,968.00				66,722,968.00					1,774,500.00
SUB-TOTAL, 00 : ACCESS TO PROMOTIVE AND PRECVEN		722,152,988.29		92,762,272.33	814,915,260.62	722,152,988.29	24,342,306.33	68,419,966.00		814,915,260.62	63,578,803.03				63,578,803.03
PREXC 00 : ACCESS TO CURATIVE AND REHABILITATIVE HEALTH CARE SERVICES IMPROVED															
HEALTH FACILITIES OPERATION PROGRAM															
CURATIVE HEALTH CARE SUB-PROGRAM															
Operation of Blood Centers and Networks	320101100001000	29,501,160.34		9,528,790.52	19,972,369.82	29,501,160.34	11,764.09	(9,540,554.61)		19,972,369.82	1,621,423.59				1,621,423.59
Personnel Services															
Maintenance & Other Operating Expenses		29,501,160.34		9,528,790.52	19,972,369.82	29,501,160.34	11,764.09	(9,540,554.61)		19,972,369.82	1,621,423.59				
Capital Outlays															
Operation of DOH Hospitals in Metropolitan Areas	320101100002000														
Personnel Services															
Maintenance & Other Operating Expenses															
Capital Outlays															
Operation of DOH Regional Hospitals	320101100003000														
Personnel Services															
Maintenance & Other Operating Expenses															
Capital Outlays															
Operation of National Reference Laboratories	320101100004000														
Personnel Services															
Maintenance & Other Operating Expenses															
Capital Outlays															

PROGRAM/ACTIVITY/PROJECT	PREXC CODE	APPROPRIATION				ALLOTMENTS					TOTAL OBLIGATION				
		Authorized Appropriation	Outside Dept.	Within Dept.	Adjusted Appropriations	Allotments Received	Adjustments	Transfer from	Adjusted Total Allotments	1st Qtr ending March 31	2nd Qtr ending June 30	3rd Qtr ending Sept. 30	4th Qtr ending Dec. 31	TOTAL	
						TOTAL	TOTAL								(Transfer to)
REHABILITATIVE HEALTH CARE SUB-PROGRAM															
Operation of Dangerous Drug Abu	320102100001000	2,110,986.22	-	1,339,930.99	3,450,917.21	2,110,986.22	-	1,339,930.99	-	3,450,917.21	63,082.56	-	-	-	
Personnel Services															
Maintenance & Other Operating Expenses		2,110,986.22		1,339,930.99	3,450,917.21	2,110,986.22		1,339,930.99		3,450,917.21	63,082.56				
Capital Outlays															
SUB-TOTAL, 00 : ACCESS TO CURATIVE AND REHABILIT		31,612,146.56	-	8,188,859.53	23,423,287.03	31,612,146.56	11,764.09	(8,200,623.62)	-	23,423,287.03	1,684,506.15	-	-	-	
PREXC 00 : ACCESS TO SAFE AND QUALITY HEALTH COMMODITIES, DEVICES AND FACILITIES ENSURED															
HEALTH REGULATORY PROGRAM															
HEALTH FACILITIES AND SERVICES REGULATION SUB-PROGRAM															
Regulations of Health Facilities an	330101100001000	3,932,425.97	-	4,950.00	3,937,375.97	3,932,425.97	4,950.00	-	-	3,937,375.97	86,215.30	-	-	-	
Personnel Services															
Maintenance & Other Operating Expenses		3,932,425.97		4,950.00	3,937,375.97	3,932,425.97	4,950.00			3,937,375.97	86,215.30				
Capital Outlays															
Regulation of Regional Health Fac	330101100002000	-	-	-	-	-	-	-	-	-	-	-	-	-	
Personnel Services															
Maintenance & Other Operating Expenses															
Capital Outlays															
HEALTH TECHNOLOGY ASSESSMENT SUB-PROGRAM															
Health Technology Assessment		16,339,140.58	-	7,260.00	16,346,400.58	16,339,140.58	7,260.00	-	-	16,346,400.58	26,188.50	-	-	-	
Personnel Services															
Maintenance & Other Operating Expenses		16,339,140.58		7,260.00	16,346,400.58	16,339,140.58	7,260.00			16,346,400.58	26,188.50				
Capital Outlays															
SUB-TOTAL, 00: ACCESS TO SAFE AND QUALITY HEALTH		20,271,566.55	-	12,210.00	20,283,776.55	20,271,566.55	12,210.00	-	-	20,283,776.55	112,403.80	-	-	-	
PREXC 00: ACCESS TO SOCIAL HEALTH PROTECTION ASSURED															
SOCIAL HEALTH PROTECTION PROGRAM															
Assistance to Indigent Patients eit	340100100001000	3,546,851,252.86	-	2,105,734,790.93	1,441,116,461.93	3,546,851,252.86	2,700.00	(2,105,737,490.93)	-	1,441,116,461.93	9,838.52	-	-	-	
Personnel Services															
Maintenance & Other Operating Expenses		3,546,851,252.86		2,105,734,790.93	1,441,116,461.93	3,546,851,252.86	2,700.00	(2,105,737,490.93)		1,441,116,461.93	9,838.52				
Capital Outlays															
SUB-TOTAL, 00: ACCESS TO SOCIAL HEALTH PROTECTI		3,546,851,252.86	-	2,105,734,790.93	1,441,116,461.93	3,546,851,252.86	2,700.00	(2,105,737,490.93)	-	1,441,116,461.93	9,838.52	-	-	-	
TOTAL, OPERATIONS		4,320,887,954.26	-	2,021,149,168.13	2,299,738,786.13	4,320,887,954.26	24,368,980.42	(2,045,518,148.55)	-	2,299,738,786.13	65,385,551.50	-	-	-	
TOTAL SPECIFIC BUDGET (CONAP 2021)		4,357,429,646.39	-	2,014,626,095.56	2,342,803,550.83	4,357,429,646.39	41,892,052.99	(2,056,518,148.55)	-	2,342,803,550.83	72,935,704.61	-	-	-	
PS		-	-	-	-	-	-	-	-	-	-	-	-	-	
MOOE		4,134,707,900.34	-	2,014,626,095.56	2,120,081,804.78	4,134,707,900.34	41,892,052.99	(2,056,518,148.55)	-	2,120,081,804.78	72,856,204.61	-	-	-	
CO		222,721,746.05	-	-	222,721,746.05	222,721,746.05	-	-	-	222,721,746.05	79,500.00	-	-	-	
III. SPECIAL PURPOSE FUND															
Pension and Graduity Fund															
Personnel Services															
Maintenance & Other Operating Expenses															
Capital Outlays															
Miscellaneous Personnel Benefits Fund															
Personnel Services															
Maintenance & Other Operating Expenses															
Capital Outlays															
Contingent Fund (SARO-BMB-B-21-0002785)- Augmentati		575,163,359.21	-	564,116,110.39	11,047,248.82	575,163,359.21	2,283,139.61	(566,399,250.00)	-	11,047,248.82	6,575,000.00	-	-	-	
Personnel Services															
Maintenance & Other Operating Expenses		525,163,359.21		514,116,110.39	11,047,248.82	525,163,359.21	2,283,139.61	(516,399,250.00)		11,047,248.82	6,575,000.00				
Capital Outlays		50,000,000.00		50,000,000.00	-	50,000,000.00	-	(50,000,000.00)		-	-				
Contingent Fund (SARO-BMB-B-21-0008451/SARO-BMB-B		-	-	1,203,130.92	1,203,130.92	-	1,185,116,935.00	(1,183,913,804.08)	-	1,203,130.92	-	-	-	-	
Personnel Services															
Maintenance & Other Operating Expenses				1,203,130.92	1,203,130.92	-	1,185,116,935.00	(1,183,913,804.08)		-	-				

PROGRAM/ACTIVITY/PROJEC	PREXC CODE	APPROPRIATION				ALLOTMENTS					TOTAL OBLIGATION				
		Authorized Appropriation	Outside Dept.	Within Dept.	Adjusted Appropriations	Allotments Received	Adjustments	(Transfer to)	Transfer from	Adjusted Total Allotments	1st Qtr ending March 31	2nd Qtr ending June 30	3rd Qtr ending Sept. 30	4th Qtr ending Dec. 31	TOTAL
						TOTAL	TOTAL		TOTAL						
Capital Outlays				-	-	-	-	-	-	-	-	-	-	-	
Contingent Fund (SARO-BMB-B-21-0008535)- Salaries & B		805,295.71	-	6,611,981.93	7,417,277.64	805,295.71	325,047.98	6,286,933.95	-	7,417,277.64	-	-	-	-	
Personnel Services				-	-	-	-	-	-	-	-	-	-	-	
Maintenance & Other Operating Expenses		805,295.71		6,611,981.93	7,417,277.64	805,295.71	325,047.98	6,286,933.95	-	7,417,277.64	-	-	-	-	
Capital Outlays				-	-	-	-	-	-	-	-	-	-	-	
SUB-TOTAL, SPECIAL PURPOSE FUND		575,968,654.92	-	556,300,997.54	19,667,657.38	575,968,654.92	1,187,725,122.59	(1,744,026,120.13)	-	19,667,657.38	6,575,000.00	-	-	-	
PS		-		-	-	-	-	-	-	-	-	-	-	6,575,000.00	
MOOE		525,968,654.92		506,300,997.54	19,667,657.38	525,968,654.92	1,187,725,122.59	(1,694,026,120.13)	-	19,667,657.38	6,575,000.00	-	-	-	
CO		50,000,000.00		50,000,000.00	-	50,000,000.00	-	(50,000,000.00)	-	-	-	-	-	6,575,000.00	
IV. UNPROGRAMMED FUND															
SUB-TOTAL, UNPROGRAMMED FUNDS															
PS															
MOOE															
CO															
TOTAL (CONAP 2021)		4,933,398,301.31	-	2,570,927,093.10	2,362,471,208.21	4,933,398,301.31	1,229,617,175.58	(3,800,544,268.68)	-	2,362,471,208.21	79,510,704.61	-	-	-	
PS		-		-	-	-	-	-	-	-	-	-	-	79,510,704.61	
MOOE		4,660,676,555.26		2,520,927,093.10	2,139,749,462.16	4,660,676,555.26	1,229,617,175.58	(3,750,544,268.68)	-	2,139,749,462.16	79,431,204.61	-	-	-	
CO		272,721,746.05		50,000,000.00	222,721,746.05	272,721,746.05	-	(50,000,000.00)	-	222,721,746.05	79,500.00	-	-	79,500.00	
GRAND TOTAL (CURRENT + CONAP)		125,720,031,301.31	-	13,989,948,545.10	111,730,082,756.21	121,324,285,301.31	44,766,289,576.58	(58,756,238,121.68)	-	107,334,336,756.21	3,108,149,695.26	-	-	-	
PS		29,222,290,000.00		20,435,206,414.09	8,787,083,585.91	29,222,290,000.00	2,088,464,621.00	(22,523,671,035.09)	-	8,787,083,585.91	1,098,815,759.99	-	-	3,108,149,695.26	
MOOE		70,917,285,555.26		28,281,993,909.99	99,199,279,465.25	66,521,539,555.26	42,031,062,874.58	(13,749,068,964.59)	-	94,803,533,465.25	1,991,463,603.29	-	-	1,098,815,759.99	
CO		25,580,455,746.05		21,836,736,041.00	3,743,719,705.05	25,580,455,746.05	646,762,081.00	(22,483,498,122.00)	-	3,743,719,705.05	17,870,331.98	-	-	1,991,463,603.29	
														17,870,331.98	

Department: Department of Health (I
Agency: Office of the Secretary
Operating Unit: Central
Organization Code (UACS): 130010000000
Fund Cluster: 01 - Regular Agency Fund, 04 - Sp

PROGRAM/ACTIVITY/PROJEC	PREXC CODE	TOTAL DISBURSEMENT					BALANCES			
		1st Qtr ending March 31	2nd Qtr ending June 30	3rd Qtr ending Sept. 30	4th Qtr ending Dec. 31	TOTAL	Unreleased Appropriation	Unobligated Allotment	UNPAID OBLIGATION	
									Due and Demandable	Not Yet Due and Demandable
I. NEW APPROPRIATION (CURRENT)										
A. PROGRAMS										
I. GENERAL ADMINISTRATION AND SUPPORT										
General Management and Superv	100000100001000	123,230,673.72	-	-	-	123,230,673.72	-	429,444,559.75	-	112,763,766.53
Personnel Services		83,300,594.75	-	-	-	83,300,594.75	-	282,015,339.26	-	272,065.99
Maintenance & Other Operating Expenses		39,930,078.97	-	-	-	39,930,078.97	-	147,429,220.49	-	112,491,700.54
Capital Outlays		-	-	-	-	-	-	-	-	-
Administration of Personnel Benef	100000100002000	-	-	-	-	-	-	715,226,759.19	-	-
Personnel Services		-	-	-	-	-	-	715,226,759.19	-	-
Maintenance & Other Operating Expenses		-	-	-	-	-	-	-	-	-
Capital Outlays		-	-	-	-	-	-	-	-	-
TOTAL, GASS		123,230,673.72	-	-	-	123,230,673.72	-	1,144,671,318.94	-	112,763,766.53
II. SUPPORT TO OPERATIONS										
Health Information Technology	200000100001000	15,602,682.78	-	-	-	15,602,682.78	-	418,463,519.56	-	23,682,743.26
Personnel Services		5,637,487.90	-	-	-	5,637,487.90	-	1,059,230.56	-	16,281.54
Maintenance & Other Operating Expenses		9,965,194.88	-	-	-	9,965,194.88	-	168,731,289.00	-	23,666,461.72
Capital Outlays		-	-	-	-	-	-	248,673,000.00	-	-
Operations of Regional Offices	200000100002000	-	-	-	-	-	-	-	-	-
Personnel Services		-	-	-	-	-	-	-	-	-
Maintenance & Other Operating Expenses		-	-	-	-	-	-	-	-	-
Capital Outlays		-	-	-	-	-	-	-	-	-
Procurement and Supply Chain M	200000100003000	3,818,089.99	-	-	-	3,818,089.99	-	407,039,594.81	-	1,159,723,920.00
Personnel Services		-	-	-	-	-	-	-	-	-
Maintenance & Other Operating Expenses		3,818,089.99	-	-	-	3,818,089.99	-	272,539,594.81	-	1,159,723,920.00
Capital Outlays		-	-	-	-	-	-	134,500,000.00	-	-
TOTAL, STO		19,420,772.77	-	-	-	19,420,772.77	-	825,503,114.37	-	1,183,406,663.26
III. OPERATIONS										
ACCESS TO PROMOTIVE AND PREVENTIVE HEALTH CA										
HEALTH POLICY AND STANDARDS DEVELOPMENT PROG		16,528,655.93	-	-	-	16,528,655.93	-	184,227,257.66	-	460,086.41
International Health Policy Develo	310100100001000	5,861,775.58	-	-	-	5,861,775.58	-	35,159,363.16	-	224,861.26
Personnel Services		4,505,615.23	-	-	-	4,505,615.23	-	18,779,453.87	-	173,930.90
Maintenance & Other Operating Expenses		1,356,160.35	-	-	-	1,356,160.35	-	16,379,909.29	-	50,930.36
Capital Outlays		-	-	-	-	-	-	-	-	-
Health Sector Policy and Plan Dev	310100100002000	10,666,880.35	-	-	-	10,666,880.35	-	35,222,894.50	-	91,225.15
Personnel Services		8,147,350.48	-	-	-	8,147,350.48	-	15,489,588.57	-	8,060.95
Maintenance & Other Operating Expenses		2,519,529.87	-	-	-	2,519,529.87	-	19,733,305.93	-	83,164.20
Capital Outlays		-	-	-	-	-	-	-	-	-
Health Sector Research Developm	310100100003000	-	-	-	-	-	-	113,845,000.00	-	144,000.00
Personnel Services		-	-	-	-	-	-	59,871,000.00	-	-
Maintenance & Other Operating Expenses		-	-	-	-	-	-	53,974,000.00	-	144,000.00
Capital Outlays		-	-	-	-	-	-	-	-	-
HEALTH SYSTEMS STRENGTHENING PROGRAM		318,104,588.68	-	-	-	318,104,588.68	-	4,211,773,545.18	-	804,749,472.19
SERVICE DELIVERY SUB-PROGRAM		33,803,644.74	-	-	-	33,803,644.74	-	1,574,149,991.09	-	120,085,508.17

PROGRAM/ACTIVITY/PROJEC	PREXC CODE	TOTAL DISBURSEMENT					BALANCES			
		1st Qtr ending March 31	2nd Qtr ending June 30	3rd Qtr ending Sept. 30	4th Qtr ending Dec. 31	TOTAL	Unreleased Appropriation	Unobligated Allotment	UNPAID OBLIGATION	
									Due and Demandable	Not Yet Due and Demandable
H Health Facility Policy and Plan De	310201100001000	20,569,196.14	-	-	-	20,569,196.14	-	177,274,091.92	-	99,235,711.94
H Personnel Services		8,421,506.51	-	-	-	8,421,506.51	-	25,958,059.55	-	18,433.94
H Maintenance & Other Operating Expenses		12,147,689.63	-	-	-	12,147,689.63	-	151,316,032.37	-	99,217,278.00
H Capital Outlays		-	-	-	-	-	-	-	-	-
H Health Facilities Enhancement Pro	310201100002000	3,427,278.66	-	-	-	3,427,278.66	-	1,318,275,841.25	-	137,840.09
H Personnel Services		-	-	-	-	-	-	-	-	-
H Maintenance & Other Operating Expenses		3,427,278.66	-	-	-	3,427,278.66	-	31,775,841.25	-	137,840.09
H Capital Outlays		-	-	-	-	-	-	1,286,500,000.00	-	-
H Local Health Systems Developme	310201100003000	5,453,361.82	-	-	-	5,453,361.82	-	15,344,980.20	-	20,707,657.98
H Personnel Services		4,407,227.90	-	-	-	4,407,227.90	-	6,611,346.12	-	6,425.98
H Maintenance & Other Operating Expenses		1,046,133.92	-	-	-	1,046,133.92	-	8,733,634.08	-	20,701,232.00
H Capital Outlays		-	-	-	-	-	-	-	-	-
H Pharmaceutical Management	310201100004000	4,353,808.12	-	-	-	4,353,808.12	-	63,255,077.72	-	4,298.16
H Personnel Services		-	-	-	-	-	-	-	-	-
H Maintenance & Other Operating Expenses		4,353,808.12	-	-	-	4,353,808.12	-	63,255,077.72	-	4,298.16
H Capital Outlays		-	-	-	-	-	-	-	-	-
HEALTH HUMAN RESOURCE SUB-PROGRAM		273,742,914.92	-	-	-	273,742,914.92	-	2,344,644,688.54	-	677,253,263.54
N National Health Workforce Suppp	310202100001000	263,592,316.32	-	-	-	263,592,316.32	-	2,125,419,416.40	-	676,888,134.28
N Personnel Services		263,580,316.32	-	-	-	263,580,316.32	-	1,750,025,572.40	-	670,073,881.28
N Maintenance & Other Operating Expenses		12,000.00	-	-	-	12,000.00	-	375,393,844.00	-	6,814,253.00
N Capital Outlays		-	-	-	-	-	-	-	-	-
H Human Resources for Health (HR)	310202100002000	10,150,598.60	-	-	-	10,150,598.60	-	219,225,272.14	-	365,129.26
H Personnel Services		6,614,825.34	-	-	-	6,614,825.34	-	36,040,167.20	-	36,007.46
H Maintenance & Other Operating Expenses		3,535,773.26	-	-	-	3,535,773.26	-	183,185,104.94	-	329,121.80
H Capital Outlays		-	-	-	-	-	-	-	-	-
HEALTH PROMOTION SUB-PROGRAM		10,558,029.02	-	-	-	10,558,029.02	-	292,978,865.55	-	7,410,700.48
H Health Promotion	310203100001000	10,558,029.02	-	-	-	10,558,029.02	-	292,978,865.55	-	7,410,700.48
H Personnel Services		2,808,095.67	-	-	-	2,808,095.67	-	26,234,827.38	-	13,076.95
H Maintenance & Other Operating Expenses		7,749,933.35	-	-	-	7,749,933.35	-	266,744,038.17	-	7,397,623.53
H Capital Outlays		-	-	-	-	-	-	-	-	-
PUBLIC HEALTH PROGRAM		73,863,636.60	-	-	-	73,863,636.60	4,366,326,000.00	33,249,853,358.07	-	244,230,744.50
LOCALLY - FUNDED PROJECTS		52,229,172.76	-	-	-	52,229,172.76	1,080,840,000.00	13,639,780,100.33	-	155,032,933.67
H Compensation and Other Benefits for Covid-19 Workers in Hea		-	-	-	-	-	1,080,840,000.00	4,090,832,687.50	-	89,750,406.25
H Personnel Services		-	-	-	-	-	-	3,302,829,906.25	-	5,000,000.00
H Maintenance & Other Operating Expenses		-	-	-	-	-	1,080,840,000.00	788,002,781.25	-	84,750,406.25
H Capital Outlays		-	-	-	-	-	-	-	-	-
P Covid-19 Laboratory Network Conn	310300200001000	-	-	-	-	-	-	7,921,904,000.00	-	-
P Personnel Services		-	-	-	-	-	-	-	-	-
P Maintenance & Other Operating Expenses		-	-	-	-	-	-	7,921,904,000.00	-	-
P Capital Outlays		-	-	-	-	-	-	-	-	-
C Covid-19 Human Resource for Health Emergency Hiring		52,229,172.76	-	-	-	52,229,172.76	-	1,627,043,412.83	-	65,282,527.42
C Personnel Services		-	-	-	-	-	-	-	-	-
C Maintenance & Other Operating Expenses		52,229,172.76	-	-	-	52,229,172.76	-	1,627,043,412.83	-	65,282,527.42
C Capital Outlays		-	-	-	-	-	-	-	-	-
FOREIGN-ASSISTED PROJECT(S)		4,211,726.95	-	-	-	4,211,726.95	492,516,000.00	1,049,297,596.68	-	37,986,676.37
H Health System Enhancement to A	310300300002000	4,211,726.95	-	-	-	4,211,726.95	-	40,349,428.66	-	20,195,844.39
H Personnel Services		-	-	-	-	-	-	-	-	-
H Maintenance & Other Operating Expenses		4,211,726.95	-	-	-	4,211,726.95	-	12,465,428.66	-	20,195,844.39

PROGRAM/ACTIVITY/PROJEC	PREXC CODE	TOTAL DISBURSEMENT				TOTAL	BALANCES			
		1st Qtr ending March 31	2nd Qtr ending June 30	3rd Qtr ending Sept. 30	4th Qtr ending Dec. 31		Unreleased Appropriation	Unobligated Allotment	UNPAID OBLIGATION	
									Due and Demandable	Not Yet Due and Demandable
H Capital Outlays		-	-	-	-	-	27,884,000.00	-	-	
P Philippines COVID-19 Emergency	310300300003000	-	-	-	-	-	1,008,948,168.02	-	17,790,831.98	
P Personnel Services		-	-	-	-	-	-	-	-	
P Maintenance & Other Operating Expenses		-	-	-	-	-	221,739,000.00	-	-	
P Capital Outlays		-	-	-	-	-	787,209,168.02	-	17,790,831.98	
C World Bank Philippine Multi-Sectoral Nutrition Project		-	-	-	-	-	492,516,000.00	-	-	
C Personnel Services		-	-	-	-	-	-	-	-	
C Maintenance & Other Operating Expenses		-	-	-	-	-	492,516,000.00	-	-	
C Capital Outlays		-	-	-	-	-	-	-	-	
PUBLIC HEALTH MANAGEMENT SUB-PROGRAM		17,422,736.89	-	-	-	17,422,736.89	-	581,185,661.06	51,211,134.46	
F Public Health Management	310301100001000	17,422,736.89	-	-	-	17,422,736.89	-	575,925,661.06	51,211,134.46	
F Personnel Services		442,000.00	-	-	-	442,000.00	-	-	-	
F Maintenance & Other Operating Expenses		16,980,736.89	-	-	-	16,980,736.89	-	575,925,661.06	51,211,134.46	
F Capital Outlays		-	-	-	-	-	-	-	-	
(Environmental and Occupational H	310302100001000	-	-	-	-	-	-	5,260,000.00	-	
(Personnel Services		-	-	-	-	-	-	-	-	
(Maintenance & Other Operating Expenses		-	-	-	-	-	-	5,260,000.00	-	
(Capital Outlays		-	-	-	-	-	-	-	-	
FAMILY HEALTH SUB-PROGRAM		-	-	-	-	-	-	6,574,356,000.00	-	
F Family Health , Immunization, Nut	310304100001000	-	-	-	-	-	-	6,574,356,000.00	-	
F Personnel Services		-	-	-	-	-	-	-	-	
F Maintenance & Other Operating Expenses		-	-	-	-	-	-	6,574,356,000.00	-	
F Capital Outlays		-	-	-	-	-	-	-	-	
Locally Funded Project		-	-	-	-	-	-	2,792,970,000.00	-	
F Procurement of Covid-19 Vaccine Booster Shots		-	-	-	-	-	-	2,792,970,000.00	-	
F Personnel Services		-	-	-	-	-	-	-	-	
F Maintenance & Other Operating Expenses		-	-	-	-	-	-	2,792,970,000.00	-	
F Capital Outlays		-	-	-	-	-	-	-	-	
PREVENTION AND CONTROL OF INFECTIOUS DISEASES		-	-	-	-	-	-	10,027,789,000.00	-	
F Prevention and Control Communic	310306100001000	-	-	-	-	-	-	10,013,488,000.00	-	
F Personnel Services		-	-	-	-	-	-	-	-	
F Maintenance & Other Operating Expenses		-	-	-	-	-	-	10,013,488,000.00	-	
F Capital Outlays		-	-	-	-	-	-	-	-	
A Assistance to Philippine Tuberculo	310306100003000	-	-	-	-	-	-	14,301,000.00	-	
A Personnel Services		-	-	-	-	-	-	-	-	
A Maintenance & Other Operating Expenses		-	-	-	-	-	-	14,301,000.00	-	
A Capital Outlays		-	-	-	-	-	-	-	-	
NON COMMUNICABLE DISEASES SUB-PROGRAM		-	-	-	-	-	-	1,377,445,000.00	-	
F Prevention and Control of Non-Co	310307100001000	-	-	-	-	-	-	1,377,445,000.00	-	
F Personnel Services		-	-	-	-	-	-	-	-	
F Maintenance & Other Operating Expenses		-	-	-	-	-	-	1,377,445,000.00	-	
F Capital Outlays		-	-	-	-	-	-	-	-	
EPIDEMIOLOGY AND SURVEILLANCE PROGRAM		32,272,704.52	-	-	-	32,272,704.52	-	214,472,532.94	417,082.54	
E Epidemiology and Surveillance	310400100001000	32,272,704.52	-	-	-	32,272,704.52	-	214,472,532.94	417,082.54	
E Personnel Services		4,826,025.33	-	-	-	4,826,025.33	-	10,759,267.12	6,707.55	
E Maintenance & Other Operating Expenses		27,446,679.19	-	-	-	27,446,679.19	-	160,920,265.82	410,374.99	
E Capital Outlays		-	-	-	-	-	-	42,793,000.00	-	

PROGRAM/ACTIVITY/PROJEC	PREXC CODE	TOTAL DISBURSEMENT					BALANCES				
		1st Qtr ending March 31	2nd Qtr ending June 30	3rd Qtr ending Sept. 30	4th Qtr ending Dec. 31	TOTAL	Unreleased Appropriation	Unobligated Allotment	UNPAID OBLIGATION		
									Due and Demandable	Not Yet Due and Demandable	
H HEALTH EMERGENCY MANAGEMENT PROGRAM		7,649,889.38	-	-	-	7,649,889.38	-	483,617,198.62	-	31,853,606.00	
H Health Emergency Preparedness	310500100001000	7,649,889.38	-	-	-	7,649,889.38	-	126,369,504.62	-	27,853,606.00	
H Personnel Services		5,661,035.90	-	-	-	5,661,035.90	-	1,731,864.04	-	1,100.06	
H Maintenance & Other Operating Expenses		1,988,853.48	-	-	-	1,988,853.48	-	97,090,640.58	-	27,852,505.94	
H Capital Outlays		-	-	-	-	-	-	27,547,000.00	-	-	
		-	-	-	-	-	-	-	-	-	
C Quick Response Fund	310500100002000	-	-	-	-	-	-	357,247,694.00	-	4,000,000.00	
C Personnel Services		-	-	-	-	-	-	-	-	-	
C Maintenance & Other Operating Expenses		-	-	-	-	-	-	57,247,694.00	-	4,000,000.00	
C Capital Outlays		-	-	-	-	-	-	300,000,000.00	-	-	
		-	-	-	-	-	-	-	-	-	
S SUB-TOTAL: ACCESS TO PROMOTIVE AND PREVENTIVE		448,419,475.11	-	-	-	448,419,475.11	4,366,326,000.00	38,343,943,892.47	-	1,081,710,991.64	
		-	-	-	-	-	-	-	-	-	
F ACCESS TO CURATIVE AND REHABILITATIVE HEALTH CARE		-	-	-	-	-	-	-	-	-	
H HEALTH FACILITIES OPERATION PROGRAM		11,982,600.23	-	-	-	11,982,600.23	-	515,870,670.25	-	15,197,729.52	
C CURATIVE HEALTH CARE SUB-PROGRAM		10,884,330.92	-	-	-	10,884,330.92	-	424,818,721.87	-	15,185,947.21	
C Operation of Blood Centers and N	320101100001000	10,842,669.92	-	-	-	10,842,669.92	-	411,334,382.87	-	15,185,947.21	
C Personnel Services		839,676.71	-	-	-	839,676.71	-	7,612,593.63	-	3,729.66	
C Maintenance & Other Operating Expenses		10,002,993.21	-	-	-	10,002,993.21	-	403,721,789.24	-	15,182,217.55	
C Capital Outlays		-	-	-	-	-	-	-	-	-	
		-	-	-	-	-	-	-	-	-	
C Operation of DOH Hospitals in Me	320101100002000	-	-	-	-	-	-	-	-	-	
C Personnel Services		-	-	-	-	-	-	-	-	-	
C Maintenance & Other Operating Expenses		-	-	-	-	-	-	-	-	-	
C Capital Outlays		-	-	-	-	-	-	-	-	-	
		-	-	-	-	-	-	-	-	-	
C Operation of DOH Regional Hospi	320101100003000	-	-	-	-	-	-	-	-	-	
C Personnel Services		-	-	-	-	-	-	-	-	-	
C Maintenance & Other Operating Expenses		-	-	-	-	-	-	-	-	-	
C Capital Outlays		-	-	-	-	-	-	-	-	-	
		-	-	-	-	-	-	-	-	-	
C Operation of National Reference L	320101100004000	41,661.00	-	-	-	41,661.00	-	13,484,339.00	-	-	
C Personnel Services		-	-	-	-	-	-	-	-	-	
C Maintenance & Other Operating Expenses		41,661.00	-	-	-	41,661.00	-	13,484,339.00	-	-	
C Capital Outlays		-	-	-	-	-	-	-	-	-	
		-	-	-	-	-	-	-	-	-	
F REHABILITATIVE HEALTH CARE SUB-PROGRAM		1,098,269.31	-	-	-	1,098,269.31	-	91,051,948.38	-	11,782.31	
C Operation of Dangerous Drug Abu	320102100001000	1,098,269.31	-	-	-	1,098,269.31	-	91,051,948.38	-	11,782.31	
C Personnel Services		-	-	-	-	-	-	35,615,000.00	-	-	
C Maintenance & Other Operating Expenses		1,098,269.31	-	-	-	1,098,269.31	-	55,436,948.38	-	11,782.31	
C Capital Outlays		-	-	-	-	-	-	-	-	-	
		-	-	-	-	-	-	-	-	-	
S SUB-TOTAL: ACCESS TO CURATIVE AND REHABILITATIV		11,982,600.23	-	-	-	11,982,600.23	-	515,870,670.25	-	15,197,729.52	
		-	-	-	-	-	-	-	-	-	
F ACCESS TO SAFE AND QUALITY HEALTH COMMODITIES		-	-	-	-	-	-	-	-	-	
H HEALTH REGULATORY PROGRAM		16,667,790.61	-	-	-	16,667,790.61	-	96,205,804.68	-	856,204.71	
H HEALTH FACILITIES AND SERVICES REGULATION SUB-P		14,593,032.08	-	-	-	14,593,032.08	-	65,260,893.41	-	798,874.51	
F Regulations of Health Facilities an	330101100001000	14,593,032.08	-	-	-	14,593,032.08	-	65,260,893.41	-	798,874.51	
F Personnel Services		11,380,933.57	-	-	-	11,380,933.57	-	35,535,680.68	-	160,385.75	
F Maintenance & Other Operating Expenses		3,212,098.51	-	-	-	3,212,098.51	-	25,025,212.73	-	638,488.76	
F Capital Outlays		-	-	-	-	-	-	4,700,000.00	-	-	
		-	-	-	-	-	-	-	-	-	
F Regulation of Regional Health Fac	330101100002000	-	-	-	-	-	-	-	-	-	
F Personnel Services		-	-	-	-	-	-	-	-	-	
F Maintenance & Other Operating Expenses		-	-	-	-	-	-	-	-	-	
F Capital Outlays		-	-	-	-	-	-	-	-	-	
		-	-	-	-	-	-	-	-	-	
H Health Technology Assessment	330104100001000	2,074,758.53	-	-	-	2,074,758.53	-	30,944,911.27	-	57,330.20	
H Personnel Services		-	-	-	-	-	-	-	-	-	
H Maintenance & Other Operating Expenses		2,074,758.53	-	-	-	2,074,758.53	-	30,944,911.27	-	57,330.20	
H Capital Outlays		-	-	-	-	-	-	-	-	-	

PROGRAM/ACTIVITY/PROJECT	PREXC CODE	TOTAL DISBURSEMENT					BALANCES			
		1st Qtr ending March 31	2nd Qtr ending June 30	3rd Qtr ending Sept. 30	4th Qtr ending Dec. 31	TOTAL	Unreleased Appropriation	Unobligated Allotment	UNPAID OBLIGATION	
									Due and Demandable	Not Yet Due and Demandable
SUB-TOTAL: ACCESS TO SAFE AND QUALITY HEALTH CARE		16,667,790.61	-	-	-	16,667,790.61	-	96,205,804.68	-	856,204.71
		-	-	-	-	-	-	-	-	-
ACCESS TO SOCIAL HEALTH PROTECTION ASSURED		-	-	-	-	-	-	-	-	-
SOCIAL HEALTH PROTECTION PROGRAM		2,525,127.03	-	-	-	2,525,127.03	-	18,216,623,627.54	-	4,215.15
Assistance to Indigent Patients et	340100100001000	2,525,127.03	-	-	-	2,525,127.03	-	17,687,423,627.54	-	4,215.15
Personnel Services		-	-	-	-	-	-	-	-	-
Maintenance & Other Operating Expenses		2,525,127.03	-	-	-	2,525,127.03	-	17,687,423,627.54	-	4,215.15
Capital Outlays		-	-	-	-	-	-	-	-	-
		-	-	-	-	-	-	-	-	-
Cancer Assistance Fund	340100100002000	-	-	-	-	-	-	529,200,000.00	-	-
Personnel Services		-	-	-	-	-	-	-	-	-
Maintenance & Other Operating Expenses		-	-	-	-	-	-	529,200,000.00	-	-
Capital Outlays		-	-	-	-	-	-	-	-	-
		-	-	-	-	-	-	-	-	-
SUBTOTAL: ACCESS TO SOCIAL HEALTH PROTECTION A		2,525,127.03	-	-	-	2,525,127.03	-	18,216,623,627.54	-	4,215.15
TOTAL, OPERATIONS		479,594,992.98	-	-	-	479,594,992.98	4,366,326,000.00	57,172,643,994.94	-	1,097,769,141.02
TOTAL NEW APPROPRIATIONS		622,246,439.47	-	-	-	622,246,439.47	4,366,326,000.00	59,142,818,428.25	-	2,393,939,570.61
PS		410,572,691.61	-	-	-	410,572,691.61	-	6,331,395,655.82	-	675,790,068.01
MOOE		211,673,747.86	-	-	-	211,673,747.86	4,366,326,000.00	49,951,616,604.41	-	1,700,358,660.82
CO		-	-	-	-	-	-	2,859,806,168.02	-	17,790,831.98
		-	-	-	-	-	-	-	-	-
II. AUTOMATIC APPROPRIATION		-	-	-	-	-	-	-	-	-
Retirement and Life Insurance F	01104102	12,452,980.37	-	-	-	12,452,980.37	-	1,246,018,898.92	-	-
Personnel Services		12,452,980.37	-	-	-	12,452,980.37	-	1,246,018,898.92	-	-
Maintenance & Other Operating Expenses		-	-	-	-	-	-	-	-	-
Capital Outlays		-	-	-	-	-	-	-	-	-
		-	-	-	-	-	-	-	-	-
Custom and Duties and Taxes	01104105	-	-	-	-	-	-	-	-	-
Personnel Services		-	-	-	-	-	-	-	-	-
Maintenance & Other Operating Expenses		-	-	-	-	-	-	-	-	-
Capital Outlays		-	-	-	-	-	-	-	-	-
		-	-	-	-	-	-	-	-	-
Franchise Tax	03104347	-	-	-	-	-	29,420,000.00	-	-	-
Personnel Services		-	-	-	-	-	-	-	-	-
Maintenance & Other Operating Expenses		-	-	-	-	-	29,420,000.00	-	-	-
Capital Outlays		-	-	-	-	-	-	-	-	-
		-	-	-	-	-	-	-	-	-
Asian Development Bank - Marawi		-	-	-	-	-	-	-	-	-
Personnel Services		-	-	-	-	-	-	-	-	-
Maintenance & Other Operating Expenses		-	-	-	-	-	-	-	-	-
Capital Outlays		-	-	-	-	-	-	-	-	-
		-	-	-	-	-	-	-	-	-
		-	-	-	-	-	-	-	-	-
Personnel Services		-	-	-	-	-	-	-	-	-
Maintenance & Other Operating Expenses		-	-	-	-	-	-	-	-	-
Capital Outlays		-	-	-	-	-	-	-	-	-
		-	-	-	-	-	-	-	-	-
SUB-TOTAL, AUTOMATIC APPROPRIATION		12,452,980.37	-	-	-	12,452,980.37	29,420,000.00	1,246,018,898.92	-	-
PS		12,452,980.37	-	-	-	12,452,980.37	-	1,246,018,898.92	-	-
MOOE		-	-	-	-	-	29,420,000.00	-	-	-
CO		-	-	-	-	-	-	-	-	-
		-	-	-	-	-	-	-	-	-
III. SPECIAL PURPOSE FUND		-	-	-	-	-	-	-	-	-
Pension and Graduity Fund	01101407	-	-	-	-	-	-	-	-	-
Personnel Services		-	-	-	-	-	-	-	-	-
Maintenance & Other Operating Expenses		-	-	-	-	-	-	-	-	-
Capital Outlays		-	-	-	-	-	-	-	-	-
		-	-	-	-	-	-	-	-	-
Miscellaneous Personnel Benefi	01101406	-	-	-	-	-	-	110,988,271.18	-	-
Personnel Services		-	-	-	-	-	-	110,853,271.18	-	-
Maintenance & Other Operating Expenses		-	-	-	-	-	-	135,000.00	-	-

PROGRAM/ACTIVITY/PROJEC	PREXC CODE	TOTAL DISBURSEMENT				TOTAL	BALANCES			
		1st Qtr ending March 31	2nd Qtr ending June 30	3rd Qtr ending Sept. 30	4th Qtr ending Dec. 31		Unreleased Appropriation	Unobligated Allotment	UNPAID OBLIGATION	
									Due and Demandable	Not Yet Due and Demandable
M Capital Outlays		-	-	-	-	-	-	-	-	-
M Miscellaneous Personnel Benefits Fund PBB		-	-	-	-	-	-	-	-	-
M Personnel Services		-	-	-	-	-	-	-	-	-
M Maintenance & Other Operating Expenses		-	-	-	-	-	-	-	-	-
M Capital Outlays		-	-	-	-	-	-	-	-	-
§ SUB-TOTAL, SPECIAL PURPOSE FUND		-	-	-	-	-	-	110,988,271.18	-	-
§ PS		-	-	-	-	-	-	110,853,271.18	-	-
§ MOOE		-	-	-	-	-	-	135,000.00	-	-
§ CO		-	-	-	-	-	-	-	-	-
IV. UNPROGRAMMED FUND		-	-	-	-	-	-	-	-	-
A Asian Infrastructure Investment Bank- AIIB Loan (HEAL 2		-	-	-	-	-	-	12,750,000,000.00	-	-
A Personnel Services		-	-	-	-	-	-	-	-	-
A Maintenance & Other Operating Expenses		-	-	-	-	-	-	12,750,000,000.00	-	-
A Capital Outlays		-	-	-	-	-	-	-	-	-
A ADB- Health System Enhancement to Address and Limit (H		-	-	-	-	-	-	12,750,000,000.00	-	-
A Personnel Services		-	-	-	-	-	-	-	-	-
A Maintenance & Other Operating Expenses		-	-	-	-	-	-	12,750,000,000.00	-	-
A Capital Outlays		-	-	-	-	-	-	-	-	-
V WB - Philippine COVID-19 Emergency Response Project (P		-	-	-	-	-	-	15,300,000,000.00	-	-
V Personnel Services		-	-	-	-	-	-	-	-	-
V Maintenance & Other Operating Expenses		-	-	-	-	-	-	15,300,000,000.00	-	-
V Capital Outlays		-	-	-	-	-	-	-	-	-
A ADB- Health System Enhancement to Address and Limit (H		-	-	-	-	-	-	643,400,959.00	-	-
A Personnel Services		-	-	-	-	-	-	-	-	-
A Maintenance & Other Operating Expenses		-	-	-	-	-	-	-	-	-
A Capital Outlays		-	-	-	-	-	-	643,400,959.00	-	-
§ SUB-TOTAL, UNPROGRAMMED FUNDS		-	-	-	-	-	-	41,443,400,959.00	-	-
§ PS		-	-	-	-	-	-	-	-	-
§ MOOE		-	-	-	-	-	-	40,800,000,000.00	-	-
§ CO		-	-	-	-	-	-	643,400,959.00	-	-
GRAND TOTAL (CURRENT YEAR 2021)		634,699,419.84	-	-	-	634,699,419.84	4,395,746,000.00	101,943,226,557.35	-	2,393,939,570.81
PS		423,025,671.98	-	-	-	423,025,671.98	-	7,688,267,825.92	-	675,790,088.01
MOOE		211,673,747.86	-	-	-	211,673,747.86	4,395,746,000.00	90,751,751,604.41	-	1,700,358,650.82
CO		-	-	-	-	-	-	3,503,207,127.02	-	17,790,831.98
I. CONTINUING APPROPRIATIONS		-	-	-	-	-	-	-	-	-
A. PROGRAMS		-	-	-	-	-	-	-	-	-
I. GENERAL ADMINISTRATION AND SUPPORT		-	-	-	-	-	-	-	-	-
C General Management and Superv	100000100001000	6,387,180.85	-	-	-	6,387,180.85	-	22,838,350.36	-	495,937.63
C Personnel Services		-	-	-	-	-	-	-	-	-
C Maintenance & Other Operating Expenses		6,387,180.85	-	-	-	6,387,180.85	-	22,838,350.36	-	495,937.63
C Capital Outlays		-	-	-	-	-	-	-	-	-
A Administration of Personnel Benef	100000100002000	-	-	-	-	-	-	-	-	-
A Personnel Services		-	-	-	-	-	-	-	-	-
A Maintenance & Other Operating Expenses		-	-	-	-	-	-	-	-	-
A Capital Outlays		-	-	-	-	-	-	-	-	-
TOTAL, GASS		6,387,180.85	-	-	-	6,387,180.85	-	22,838,350.36	-	495,937.63
II. SUPPORT TO OPERATIONS		-	-	-	-	-	-	-	-	-
H Health Information Technology	200000100001000	141,573.49	-	-	-	141,573.49	-	3,087,844.21	-	42,907.14
H Personnel Services		-	-	-	-	-	-	-	-	-

PROGRAM/ACTIVITY/PROJEC	PREXC CODE	TOTAL DISBURSEMENT				TOTAL	BALANCES			
		1st Qtr ending March 31	2nd Qtr ending June 30	3rd Qtr ending Sept. 30	4th Qtr ending Dec. 31		Unreleased Appropriation	Unobligated Allotment	UNPAID OBLIGATION	
									Due and Demandable	Not Yet Due and Demandable
Maintenance & Other Operating Expenses		141,573.49	-	-	-	141,573.49	-	3,087,844.21	-	42,907.14
Capital Outlays		-	-	-	-	-	-	-	-	-
Operations of Regional Offices	200000100002000	-	-	-	-	-	-	-	-	-
Personnel Services		-	-	-	-	-	-	-	-	-
Maintenance & Other Operating Expenses		-	-	-	-	-	-	-	-	-
Capital Outlays		-	-	-	-	-	-	-	-	-
Procurement and Supply Chain M	200000100003000	11,300.00	-	-	-	11,300.00	-	9,588,417.02	-	471,254.00
Personnel Services		-	-	-	-	-	-	-	-	-
Maintenance & Other Operating Expenses		11,300.00	-	-	-	11,300.00	-	9,588,417.02	-	471,254.00
Capital Outlays		-	-	-	-	-	-	-	-	-
TOTAL, STO		152,873.49	-	-	-	152,873.49	-	12,676,261.23	-	514,161.14
III. OPERATIONS		-	-	-	-	-	-	-	-	-
PREXC OO : ACCESS TO PROMOTIVE AND PREVENTIVE		10,534,655.41	-	-	-	10,534,655.41	-	751,336,457.59	-	53,044,147.62
HEALTH POLICY AND STANDARDS DEVELOPMENT PROG		166,704.43	-	-	-	166,704.43	-	10,464,885.11	-	198,227.00
International Health Policy Develop	310100100001000	145,524.43	-	-	-	145,524.43	-	338,251.53	-	1,100.00
Personnel Services		-	-	-	-	-	-	-	-	-
Maintenance & Other Operating Expenses		145,524.43	-	-	-	145,524.43	-	338,251.53	-	1,100.00
Capital Outlays		-	-	-	-	-	-	-	-	-
Health Sector Policy and Plan Dev	310100100002000	15,180.00	-	-	-	15,180.00	-	3,992,013.48	-	197,127.00
Personnel Services		-	-	-	-	-	-	-	-	-
Maintenance & Other Operating Expenses		15,180.00	-	-	-	15,180.00	-	3,992,013.48	-	197,127.00
Capital Outlays		-	-	-	-	-	-	-	-	-
Health Sector Research Developm	310100100003000	6,000.00	-	-	-	6,000.00	-	6,134,620.10	-	-
Personnel Services		-	-	-	-	-	-	-	-	-
Maintenance & Other Operating Expenses		6,000.00	-	-	-	6,000.00	-	6,134,620.10	-	-
Capital Outlays		-	-	-	-	-	-	-	-	-
HEALTH SYSTEMS STRENGTHENING PROGRAM		2,905,342.70	-	-	-	2,905,342.70	-	97,414,637.17	-	1,958,290.43
SERVICE DELIVERY SUB-PROGRAM		376,352.65	-	-	-	376,352.65	-	16,653,034.70	-	150,060.50
Health Facility Policy and Plan Dev	310201100001000	214,784.64	-	-	-	214,784.64	-	6,319,094.98	-	150,060.50
Personnel Services		-	-	-	-	-	-	-	-	-
Maintenance & Other Operating Expenses		214,784.64	-	-	-	214,784.64	-	6,319,094.98	-	150,060.50
Capital Outlays		-	-	-	-	-	-	-	-	-
Health Facilities Enhancement Pro	310201100002000	69,358.73	-	-	-	69,358.73	-	3,044,300.56	-	-
Personnel Services		-	-	-	-	-	-	-	-	-
Maintenance & Other Operating Expenses		69,358.73	-	-	-	69,358.73	-	3,044,300.56	-	-
Capital Outlays		-	-	-	-	-	-	-	-	-
Local Health Systems Developme	310201100003000	66,653.28	-	-	-	66,653.28	-	3,606,799.56	-	-
Personnel Services		-	-	-	-	-	-	-	-	-
Maintenance & Other Operating Expenses		66,653.28	-	-	-	66,653.28	-	3,606,799.56	-	-
Capital Outlays		-	-	-	-	-	-	-	-	-
Pharmaceutical Management	310201100004000	25,556.00	-	-	-	25,556.00	-	3,682,839.60	-	-
Personnel Services		-	-	-	-	-	-	-	-	-
Maintenance & Other Operating Expenses		25,556.00	-	-	-	25,556.00	-	3,682,839.60	-	-
Capital Outlays		-	-	-	-	-	-	-	-	-
HEALTH HUMAN RESOURCE SUB-PROGRAM		1,587,488.44	-	-	-	1,587,488.44	-	64,115,029.08	-	1,808,229.93
Human Resource for Health (HRH)	310202100001000	599.00	-	-	-	599.00	-	58,230,689.53	-	-
Personnel Services		-	-	-	-	-	-	-	-	-
Maintenance & Other Operating Expenses		599.00	-	-	-	599.00	-	58,230,689.53	-	-
Capital Outlays		-	-	-	-	-	-	-	-	-

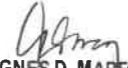
PROGRAM/ACTIVITY/PROJEC	PREXC CODE	TOTAL DISBURSEMENT				TOTAL	BALANCES			
		1st Qtr ending March 31	2nd Qtr ending June 30	3rd Qtr ending Sept. 30	4th Qtr ending Dec. 31		Unreleased Appropriation	Unobligated Allotment	UNPAID OBLIGATION	
									Due and Demandable	Not Yet Due and Demandable
		-	-	-	-	-	-	-	-	-
H Human Resources for Health (HR)	310202100002000	1,586,889.44	-	-	-	1,586,889.44	-	5,884,339.55	-	1,808,229.93
H Personnel Services		-	-	-	-	-	-	-	-	-
H Maintenance & Other Operating Expenses		1,586,889.44	-	-	-	1,586,889.44	-	5,884,339.55	-	1,808,229.93
H Capital Outlays		-	-	-	-	-	-	-	-	-
		-	-	-	-	-	-	-	-	-
H HEALTH PROMOTION SUB-PROGRAM		941,501.61	-	-	-	941,501.61	-	16,646,573.39	-	-
H Health Promotion	310203100001000	941,501.61	-	-	-	941,501.61	-	16,646,573.39	-	-
H Personnel Services		-	-	-	-	-	-	-	-	-
H Maintenance & Other Operating Expenses		941,501.61	-	-	-	941,501.61	-	16,646,573.39	-	-
H Capital Outlays		-	-	-	-	-	-	-	-	-
		-	-	-	-	-	-	-	-	-
H PUBLIC HEALTH PROGRAM		7,009,114.23	-	-	-	7,009,114.23	-	564,580,363.26	-	45,640,497.86
H PUBLIC HEALTH MANAGEMENT SUB-PROGRAM		7,009,114.23	-	-	-	7,009,114.23	-	419,680,269.94	-	615,096.62
H Health System Enhancement to A	310301100001000	72,143.39	-	-	-	72,143.39	-	70,880,007.13	-	52,002.48
H Personnel Services		-	-	-	-	-	-	-	-	-
H Maintenance & Other Operating Expenses		72,143.39	-	-	-	72,143.39	-	70,880,007.13	-	52,002.48
H Capital Outlays		-	-	-	-	-	-	-	-	-
		-	-	-	-	-	-	-	-	-
C Philippines COVID-19 Emergency	310301100001000	6,046,825.30	-	-	-	6,046,825.30	-	290,896,210.35	-	248,559.48
C Personnel Services		-	-	-	-	-	-	-	-	-
C Maintenance & Other Operating Expenses		6,046,825.30	-	-	-	6,046,825.30	-	136,947,986.90	-	248,559.48
C Capital Outlays		-	-	-	-	-	-	153,948,223.45	-	-
		-	-	-	-	-	-	-	-	-
C Covid-19 Laboratory Network Cor	310301100001000	-	-	-	-	-	-	5,702,266.32	-	-
C Personnel Services		-	-	-	-	-	-	-	-	-
C Maintenance & Other Operating Expenses		-	-	-	-	-	-	5,702,266.32	-	-
C Capital Outlays		-	-	-	-	-	-	-	-	-
		-	-	-	-	-	-	-	-	-
H Public Health Management	310301100001000	885,824.54	-	-	-	885,824.54	-	47,255,999.57	-	210,166.66
H Personnel Services		-	-	-	-	-	-	-	-	-
H Maintenance & Other Operating Expenses		885,824.54	-	-	-	885,824.54	-	47,255,999.57	-	210,166.66
H Capital Outlays		-	-	-	-	-	-	-	-	-
		-	-	-	-	-	-	-	-	-
C Operation of PNAC Secretariat	310301100002000	4,321.00	-	-	-	4,321.00	-	4,945,786.57	-	104,368.00
C Personnel Services		-	-	-	-	-	-	-	-	-
C Maintenance & Other Operating Expenses		4,321.00	-	-	-	4,321.00	-	3,012,286.57	-	24,868.00
C Capital Outlays		-	-	-	-	-	-	1,933,500.00	-	79,500.00
		-	-	-	-	-	-	-	-	-
C Complementary Feeding Program		-	-	-	-	-	-	-	-	-
C Personnel Services		-	-	-	-	-	-	-	-	-
C Maintenance & Other Operating Expenses		-	-	-	-	-	-	-	-	-
C Capital Outlays		-	-	-	-	-	-	-	-	-
		-	-	-	-	-	-	-	-	-
E ENVIRONMENTAL AND OCCUPATIONAL HEALTH SUB-PR		-	-	-	-	-	-	288,635.00	-	894,803.00
E Environmental and Occupational H	310302100001000	-	-	-	-	-	-	288,635.00	-	894,803.00
E Personnel Services		-	-	-	-	-	-	-	-	-
E Maintenance & Other Operating Expenses		-	-	-	-	-	-	288,635.00	-	894,803.00
E Capital Outlays		-	-	-	-	-	-	-	-	-
		-	-	-	-	-	-	-	-	-
F FAMILY HEALTH SUB-PROGRAM		-	-	-	-	-	-	87,072,025.04	-	-
F Family Health, Nutrition and Res	310304100001000	-	-	-	-	-	-	87,072,025.04	-	-
F Personnel Services		-	-	-	-	-	-	-	-	-
F Maintenance & Other Operating Expenses		-	-	-	-	-	-	87,072,025.04	-	-
F Capital Outlays		-	-	-	-	-	-	-	-	-
		-	-	-	-	-	-	-	-	-
F PREVENTION AND CONTROL OF INFECTIOUS DISEASES		-	-	-	-	-	-	57,532,411.34	-	44,130,598.24
F Prevention and Control of Other In	310306100001000	-	-	-	-	-	-	57,532,411.34	-	44,130,598.24
F Personnel Services		-	-	-	-	-	-	-	-	-
F Maintenance & Other Operating Expenses		-	-	-	-	-	-	57,532,411.34	-	44,130,598.24

PROGRAM/ACTIVITY/PROJECT	PREXC CODE	TOTAL DISBURSEMENT				TOTAL	BALANCES			
		1st Qtr ending March 31	2nd Qtr ending June 30	3rd Qtr ending Sept. 30	4th Qtr ending Dec. 31		Unreleased Appropriation	Unobligated Allotment	UNPAID OBLIGATION	
									Due and Demandable	Not Yet Due and Demandable
F Capital Outlays		-	-	-	-	-	-	-	-	-
A Assistance to Philippine Tuberculosis Control	310306100003000	-	-	-	-	-	-	-	-	-
A Personnel Services		-	-	-	-	-	-	-	-	-
A Maintenance & Other Operating Expenses		-	-	-	-	-	-	-	-	-
A Capital Outlays		-	-	-	-	-	-	-	-	-
		-	-	-	-	-	-	-	-	-
NON COMMUNICABLE DISEASES SUB-PROGRAM		-	-	-	-	-	-	7,021.94	-	-
F Prevention and Control of Non-Communicable Diseases	310307100001000	-	-	-	-	-	-	7,021.94	-	-
F Personnel Services		-	-	-	-	-	-	-	-	-
F Maintenance & Other Operating Expenses		-	-	-	-	-	-	7,021.94	-	-
F Capital Outlays		-	-	-	-	-	-	-	-	-
		-	-	-	-	-	-	-	-	-
I National Integrated Cancer Control	310307100001000	-	-	-	-	-	-	-	-	-
I Personnel Services		-	-	-	-	-	-	-	-	-
I Maintenance & Other Operating Expenses		-	-	-	-	-	-	-	-	-
I Capital Outlays		-	-	-	-	-	-	-	-	-
		-	-	-	-	-	-	-	-	-
EPIDEMIOLOGY AND SURVEILLANCE PROGRAM		347,380.04	-	-	-	347,380.04	-	5,081,753.43	-	3,472,632.33
E Epidemiology and Surveillance	310400100001000	347,380.04	-	-	-	347,380.04	-	5,081,753.43	-	3,472,632.33
E Personnel Services		-	-	-	-	-	-	-	-	-
E Maintenance & Other Operating Expenses		347,380.04	-	-	-	347,380.04	-	5,081,753.43	-	3,472,632.33
E Capital Outlays		-	-	-	-	-	-	-	-	-
		-	-	-	-	-	-	-	-	-
HEALTH EMERGENCY MANAGEMENT PROGRAM		106,114.01	-	-	-	106,114.01	-	73,794,818.62	-	1,774,500.00
H Health Emergency Preparedness	310500100001000	106,114.01	-	-	-	106,114.01	-	3,381,844.08	-	-
H Personnel Services		-	-	-	-	-	-	-	-	-
H Maintenance & Other Operating Expenses		106,114.01	-	-	-	106,114.01	-	3,344,289.48	-	-
H Capital Outlays		-	-	-	-	-	-	37,554.60	-	-
		-	-	-	-	-	-	-	-	-
C Quick Response Fund	310500100002000	-	-	-	-	-	-	70,412,974.54	-	1,774,500.00
C Personnel Services		-	-	-	-	-	-	-	-	-
C Maintenance & Other Operating Expenses		-	-	-	-	-	-	3,690,006.54	-	1,774,500.00
C Capital Outlays		-	-	-	-	-	-	66,722,968.00	-	-
		-	-	-	-	-	-	-	-	-
SUB-TOTAL, 00 : ACCESS TO PROMOTIVE AND PRECVEN		10,534,655.41	-	-	-	10,534,655.41	-	751,336,457.59	-	53,044,147.62
		-	-	-	-	-	-	-	-	-
PREXC 00 : ACCESS TO CURATIVE AND REHABILITATIVE		-	-	-	-	-	-	-	-	-
HEALTH FACILITIES OPERATION PROGRAM		-	-	-	-	-	-	-	-	-
CURATIVE HEALTH CARE SUB-PROGRAM		-	-	-	-	-	-	-	-	-
C Operation of Blood Centers and Networks	320101100001000	1,074,049.79	-	-	-	1,074,049.79	-	18,350,946.23	-	547,373.80
C Personnel Services		-	-	-	-	-	-	-	-	-
C Maintenance & Other Operating Expenses		1,074,049.79	-	-	-	1,074,049.79	-	18,350,946.23	-	547,373.80
C Capital Outlays		-	-	-	-	-	-	-	-	-
		-	-	-	-	-	-	-	-	-
C Operation of DOH Hospitals in Metropolitan Manila	320101100002000	-	-	-	-	-	-	-	-	-
C Personnel Services		-	-	-	-	-	-	-	-	-
C Maintenance & Other Operating Expenses		-	-	-	-	-	-	-	-	-
C Capital Outlays		-	-	-	-	-	-	-	-	-
		-	-	-	-	-	-	-	-	-
C Operation of DOH Regional Hospitals	320101100003000	-	-	-	-	-	-	-	-	-
C Personnel Services		-	-	-	-	-	-	-	-	-
C Maintenance & Other Operating Expenses		-	-	-	-	-	-	-	-	-
C Capital Outlays		-	-	-	-	-	-	-	-	-
		-	-	-	-	-	-	-	-	-
C Operation of National Reference Laboratories	320101100004000	-	-	-	-	-	-	-	-	-
C Personnel Services		-	-	-	-	-	-	-	-	-
C Maintenance & Other Operating Expenses		-	-	-	-	-	-	-	-	-
C Capital Outlays		-	-	-	-	-	-	-	-	-
		-	-	-	-	-	-	-	-	-

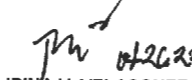
PROGRAM/ACTIVITY/PROJEC	PREXC CODE	TOTAL DISBURSEMENT				TOTAL	BALANCES			
		1st Qtr ending March 31	2nd Qtr ending June 30	3rd Qtr ending Sept. 30	4th Qtr ending Dec. 31		Unreleased Appropriation	Unobligated Allotment	UNPAID OBLIGATION	
									Due and Demandable	Not Yet Due and Demandable
REHABILITATIVE HEALTH CARE SUB-PROGRAM										
Operation of Dangerous Drug Abu	320102100001000	63,082.56	-	-	-	63,082.56	-	3,387,834.65	-	-
Personnel Services		-	-	-	-	-	-	-	-	-
Maintenance & Other Operating Expenses		63,082.56	-	-	-	63,082.56	-	3,387,834.65	-	-
Capital Outlays		-	-	-	-	-	-	-	-	-
SUB-TOTAL, 00 : ACCESS TO CURATIVE AND REHABILIT		1,137,132.35	-	-	-	1,137,132.35	-	21,738,780.88	-	547,373.80
PREXC 00 : ACCESS TO SAFE AND QUALITY HEALTH CARE										
HEALTH REGULATORY PROGRAM										
HEALTH FACILITIES AND SERVICES REGULATION SUB-P										
Regulations of Health Facilities an	330101100001000	86,215.30	-	-	-	86,215.30	-	3,851,160.67	-	-
Personnel Services		-	-	-	-	-	-	-	-	-
Maintenance & Other Operating Expenses		86,215.30	-	-	-	86,215.30	-	3,851,160.67	-	-
Capital Outlays		-	-	-	-	-	-	-	-	-
Regulation of Regional Health Fac	330101100002000	-	-	-	-	-	-	-	-	-
Personnel Services		-	-	-	-	-	-	-	-	-
Maintenance & Other Operating Expenses		-	-	-	-	-	-	-	-	-
Capital Outlays		-	-	-	-	-	-	-	-	-
HEALTH TECHNOLOGY ASSESSMENT SUB-PROGRAM										
Health Technology Assessment		26,188.50	-	-	-	26,188.50	-	16,320,212.08	-	-
Personnel Services		-	-	-	-	-	-	-	-	-
Maintenance & Other Operating Expenses		26,188.50	-	-	-	26,188.50	-	16,320,212.08	-	-
Capital Outlays		-	-	-	-	-	-	-	-	-
SUB-TOTAL, 00: ACCESS TO SAFE AND QUALITY HEALTH		112,403.80	-	-	-	112,403.80	-	20,171,372.75	-	-
PREXC 00: ACCESS TO SOCIAL HEALTH PROTECTION AND PROMOTION										
SOCIAL HEALTH PROTECTION PROGRAM										
Assistance to Indigent Patients eit	340100100001000	9,838.52	-	-	-	9,838.52	-	1,441,106,623.41	-	-
Personnel Services		-	-	-	-	-	-	-	-	-
Maintenance & Other Operating Expenses		9,838.52	-	-	-	9,838.52	-	1,441,106,623.41	-	-
Capital Outlays		-	-	-	-	-	-	-	-	-
SUB-TOTAL, 00: ACCESS TO SOCIAL HEALTH PROTECTI		9,838.52	-	-	-	9,838.52	-	1,441,106,623.41	-	-
TOTAL, OPERATIONS		11,794,030.08	-	-	-	11,794,030.08	-	2,234,353,234.63	-	53,591,521.42
TOTAL SPECIFIC BUDGET (CONAP 2021)		18,334,084.42	-	-	-	18,334,084.42	-	2,269,867,846.22	-	54,601,620.19
PS										
MOOE		18,334,084.42				18,334,084.42		2,047,225,600.17		54,522,120.19
CO								222,642,246.05		79,500.00
III. SPECIAL PURPOSE FUND										
Pension and Graduity Fund										
Personnel Services		-	-	-	-	-	-	-	-	-
Maintenance & Other Operating Expenses		-	-	-	-	-	-	-	-	-
Capital Outlays		-	-	-	-	-	-	-	-	-
Miscellaneous Personnel Benefits Fund										
Personnel Services		-	-	-	-	-	-	-	-	-
Maintenance & Other Operating Expenses		-	-	-	-	-	-	-	-	-
Capital Outlays		-	-	-	-	-	-	-	-	-
Contingent Fund (SARO-BMB-B-21-0002785)- Augmentatic		6,530,000.00	-	-	-	6,530,000.00	-	4,472,248.82	-	45,000.00
Personnel Services		-	-	-	-	-	-	-	-	-
Maintenance & Other Operating Expenses		6,530,000.00	-	-	-	6,530,000.00	-	4,472,248.82	-	45,000.00
Capital Outlays		-	-	-	-	-	-	-	-	-
Contingent Fund (SARO-BMB-B-21-0008451/SARO-BMB-B								1,203,130.92		
Personnel Services		-	-	-	-	-	-	-	-	-
Maintenance & Other Operating Expenses		-	-	-	-	-	-	1,203,130.92	-	-

PROGRAM/ACTIVITY/PROJEC	PREXC CODE	TOTAL DISBURSEMENT				TOTAL	BALANCES			
		1st Qtr ending March 31	2nd Qtr ending June 30	3rd Qtr ending Sept. 30	4th Qtr ending Dec. 31		Unreleased Appropriation	Unobligated Allotment	UNPAID OBLIGATION	
									Due and Demandable	Not Yet Due and Demandable
Capital Outlays		-	-	-	-	-	-	-	-	
Contingent Fund (SARO-BMB-B-21-0008535)- Salaries & B		-	-	-	-	-	-	-	-	
Personnel Services		-	-	-	-	-	7,417,277.64	-	-	
Maintenance & Other Operating Expenses		-	-	-	-	-	-	-	-	
Capital Outlays		-	-	-	-	-	7,417,277.64	-	-	
SUB-TOTAL, SPECIAL PURPOSE FUND		6,530,000.00	-	-	-	6,530,000.00	-	13,092,657.38	45,000.00	
PS		-	-	-	-	-	-	-	-	
MOOE		6,530,000.00	-	-	-	6,530,000.00	-	13,092,657.38	45,000.00	
CO		-	-	-	-	-	-	-	-	
IV. UNPROGRAMMED FUND										
SUB-TOTAL, UNPROGRAMMED FUNDS										
PS		-	-	-	-	-	-	-	-	
MOOE		-	-	-	-	-	-	-	-	
CO		-	-	-	-	-	-	-	-	
TOTAL (CONAP 2021)		24,864,084.42	-	-	-	24,864,084.42	-	2,282,960,503.60	54,646,620.19	
PS		-	-	-	-	-	-	-	-	
MOOE		24,864,084.42	-	-	-	24,864,084.42	-	2,060,318,257.55	54,567,120.19	
CO		-	-	-	-	-	-	222,642,246.05	79,500.00	
GRAND TOTAL (CURRENT + CONAP)		659,563,504.26	-	-	-	659,563,504.26	4,395,746,000.00	104,226,187,060.95	2,448,586,191.00	
PS		423,025,671.98	-	-	-	423,025,671.98	-	7,688,267,825.92	675,790,088.01	
MOOE		236,537,832.28	-	-	-	236,537,832.28	4,395,746,000.00	92,812,069,861.96	1,754,925,771.01	
CO		-	-	-	-	-	-	3,725,849,373.07	17,870,331.98	


Certified Correct:


 AGNES D. MARFORI
 OIC, BUDGET DIVISION

Certified Correct:


 FILIRIVA V. VELASQUEZ, CPA, MM
 CHIEF ACCOUNTANT

Recommending Approval :


 ROWENA C. LORA, CPA, MM
 DIRECTOR IV
 FINANCIAL AND MANAGEMENT SERVICE

STATEMENT OF APPROPRIATIONS, ALLOTMENTS, OBLIGATIONS, DISBURSEMENTS AND BALANCES
As of the Quarter Ending March 31, 2022

Department: Department of Health (DOH)
Agency: Office of the Secretary
Operating Unit: Philippine Cancer Center
Organization Code (UACS): 130010000000
Fund Cluster: 01 - Regular Agency Fund, 04 - Special Accounts/ Foreign Assisted


■ Current Year Appropriations
■ Continuing Appropriations

PROGRAM/ACTIVITY/PROJECT	PREXC CODE	APPROPRIATION				ALLOTMENTS					TOTAL OBLIGATION					
		Authorized	Appropriation	Outside Dept.	Within Dept.	Adjusted Appropriations	Amounts Received	Adjustments	(Transfer to)	Transfer from	Adjusted Total Allotments	1st Qtr ending March 31	2nd Qtr ending June 30	3rd Qtr ending Sept. 30	4th Qtr ending Dec. 31	TOTAL
							TOTAL	TOTAL		TOTAL						
I. NEW APPROPRIATION (CURRENT)																
PREX ACCESS TO CURATIVE AND REHABILITATIVE HEALTH CARE SERVICES IMPROVED																
HEAL HEALTH FACILITIES OPERATION PROGRAM		33,685,000.00			20,000,000.00	13,685,000.00	33,685,000.00		20,000,000.00		13,685,000.00	1,366,588.94				1,366,588.94
CURA CURATIVE HEALTH CARE SUB-PROGRAM		33,685,000.00			20,000,000.00	13,685,000.00	33,685,000.00		20,000,000.00		13,685,000.00	1,366,588.94				1,366,588.94
Oper: Operation of Blood Centers and Nation	320101100001000															
Oper: Personnel Services																
Oper: Maintenance & Other Operating Expenses																
Oper: Capital Outlays																
Oper: Operation of DOH Hospitals in Metro M	320101100002000	33,685,000.00			20,000,000.00	13,685,000.00	33,685,000.00		20,000,000.00		13,685,000.00	1,366,588.94				1,366,588.94
Oper: Personnel Services																
Oper: Maintenance & Other Operating Expenses		33,685,000.00			20,000,000.00	13,685,000.00	33,685,000.00		(20,000,000.00)		13,685,000.00	1,366,588.94				1,366,588.94
Oper: Capital Outlays																
GRAND TOTAL (CURRENT YEAR 2021)		33,685,000.00			20,000,000.00	13,685,000.00	33,685,000.00		20,000,000.00		13,685,000.00	1,366,588.94				1,366,588.94
GRAND PS																
GRAND MOOE		33,685,000.00			20,000,000.00	13,685,000.00	33,685,000.00		20,000,000.00		13,685,000.00	1,366,588.94				1,366,588.94
GRAND CO																
I. NEW CONTINUING APPROPRIATIONS																
PREX PREXC 00 : ACCESS TO CURATIVE AND REHABILITATIVE HEALTH CARE SERVICES IMPROVED																
HEAL HEALTH FACILITIES OPERATION PROGRAM																
CURA CURATIVE HEALTH CARE SUB-PROGRAM																
Oper: Operation of Blood Centers and Nation	320101100001000															
Oper: Personnel Services																
Oper: Maintenance & Other Operating Expenses																
Oper: Capital Outlays																
Oper: Operation of DOH Hospitals in Metro M	320101100002000	1,860,822.58			1,000,900.00	2,861,722.58	1,860,822.58	900.00	1,000,000.00		2,861,722.58	21,126.09				21,126.09
Oper: Personnel Services																
Oper: Maintenance & Other Operating Expenses		1,860,822.58			1,000,900.00	2,861,722.58	1,860,822.58	900.00	1,000,000.00		2,861,722.58	21,126.09				21,126.09
Oper: Capital Outlays																
TOT TOTAL (CONAP 2021)		1,860,822.58			1,000,900.00	2,861,722.58	1,860,822.58	900.00	1,000,000.00		2,861,722.58	21,126.09				21,126.09
TOT PS																
TOT MOOE		1,860,822.58			1,000,900.00	2,861,722.58	1,860,822.58	900.00	1,000,000.00		2,861,722.58	21,126.09				21,126.09
TOT CO																
GRAND TOTAL (CURRENT + CONAP)		35,545,822.58			18,999,100.00	16,546,722.58	35,545,822.58	900.00	19,000,000.00		16,546,722.58	1,387,715.03				1,387,715.03
GRAND PS																
GRAND MOOE		35,545,822.58			18,999,100.00	16,546,722.58	35,545,822.58	900.00	19,000,000.00		16,546,722.58	1,387,715.03				1,387,715.03
GRAND CO																


Department: Department of Health (DOH)
 Agency: Office of the Secretary
 Operating Unit: Philippine Cancer Center
 Organization Code (UACS): 130010000000
 Fund Cluster: 01 - Regular Agency Fund, 04 - S

PROGRAM/ACTIVITY/PROJECT	PREXC CODE	TOTAL DISBURSEMENT					BALANCES			
		1st Qtr ending March 31	2nd Qtr ending June 30	3rd Qtr ending Sept. 30	4th Qtr ending Dec. 31	TOTAL	Unreleased Appropriation	Unobligated Allotment	UNPAID OBLIGATION	
									Due and Demandable	Not Yet Due and Demandable
I. NEW APPROPRIATION (CURRENT)										
PREX ACCESS TO CURATIVE AND REHABILITATIVE HEALTH		-	-	-	-	-	-	-	-	-
HEAL HEALTH FACILITIES OPERATION PROGRAM		1,366,588.94	-	-	-	1,366,588.94	-	12,318,411.06	-	-
CURA CURATIVE HEALTH CARE SUB-PROGRAM		1,366,588.94	-	-	-	1,366,588.94	-	12,318,411.06	-	-
Oper: Operation of Blood Centers and Nation	320101100001000	-	-	-	-	-	-	-	-	-
Oper: Personnel Services		-	-	-	-	-	-	-	-	-
Oper: Maintenance & Other Operating Expenses		-	-	-	-	-	-	-	-	-
Oper: Capital Outlays		-	-	-	-	-	-	-	-	-
Oper: Operation of DOH Hospitals in Metro M	320101100002000	1,366,588.94	-	-	-	1,366,588.94	-	12,318,411.06	-	-
Oper: Personnel Services		-	-	-	-	-	-	-	-	-
Oper: Maintenance & Other Operating Expenses		1,366,588.94	-	-	-	1,366,588.94	-	12,318,411.06	-	-
Oper: Capital Outlays		-	-	-	-	-	-	-	-	-
GRAND TOTAL (CURRENT YEAR 2021)		1,366,588.94	-	-	-	1,366,588.94	-	12,318,411.06	-	-
GRAND PS		-	-	-	-	-	-	-	-	-
GRAND MOOE		1,366,588.94	-	-	-	1,366,588.94	-	12,318,411.06	-	-
GRAND CO		-	-	-	-	-	-	-	-	-
I. CONTINUING APPROPRIATIONS										
PREX PREXC 00 : ACCESS TO CURATIVE AND REHABILITATIVE HEALTH		-	-	-	-	-	-	-	-	-
HEAL HEALTH FACILITIES OPERATION PROGRAM		-	-	-	-	-	-	-	-	-
CURA CURATIVE HEALTH CARE SUB-PROGRAM		-	-	-	-	-	-	-	-	-
Oper: Operation of Blood Centers and Nation	320101100001000	-	-	-	-	-	-	-	-	-
Oper: Personnel Services		-	-	-	-	-	-	-	-	-
Oper: Maintenance & Other Operating Expenses		-	-	-	-	-	-	-	-	-
Oper: Capital Outlays		-	-	-	-	-	-	-	-	-
Oper: Operation of DOH Hospitals in Metro M	320101100002000	21,126.09	-	-	-	21,126.09	-	2,840,596.49	-	-
Oper: Personnel Services		-	-	-	-	-	-	-	-	-
Oper: Maintenance & Other Operating Expenses		21,126.09	-	-	-	21,126.09	-	2,840,596.49	-	-
Oper: Capital Outlays		-	-	-	-	-	-	-	-	-
TOTAL (CONAP 2021)		21,126.09	-	-	-	21,126.09	-	2,840,596.49	-	-
TOTAL PS		-	-	-	-	-	-	-	-	-
TOTAL MOOE		21,126.09	-	-	-	21,126.09	-	2,840,596.49	-	-
TOTAL CO		-	-	-	-	-	-	-	-	-
GRAND TOTAL (CURRENT + CONAP)		1,387,715.03	-	-	-	1,387,715.03	-	15,159,007.55	-	-
GRAND PS		-	-	-	-	-	-	-	-	-
GRAND MOOE		1,387,715.03	-	-	-	1,387,715.03	-	15,159,007.55	-	-
GRAND CO		-	-	-	-	-	-	-	-	-


Certified Correct:


 AGNES D. MARFORI
 OIC, BUDGET DIVISION

Certified Correct:


 FILIPINA V. VELASQUEZ, CPA, MM
 CHIEF ACCOUNTANT

Recommending Approval :


 ROWENA C. LORA, CPA, MM, CESE
 DIRECTOR IV
 FINANCIAL AND MANAGEMENT SERVICE