

QUARTERLY PHYSICAL REPORT OF OPERATION
For the First Quarter Ending March 31, 2021
(DOH Central Data)

Department: Department of Health
Agency: Central Office
Operating Unit: Office of the Secretary
Organization Code (UACS): 130010300013

Program Expenditure Classification (PrExC)	UACS Code	PHYSICAL TARGETS					PHYSICAL ACCOMPLISHMENT					TOTAL	Variance	REMARKS
		1st Quarter	2nd Quarter	3rd Quarter	4th Quarter	TOTAL	1st Quarter	2nd Quarter	3rd Quarter	4th Quarter				
1	2	3	4	5	6	7	8	9	10	11	12 = 8+9+10+11	13 = 12 - 7	14	
PART A														
OO1: Access to Promotive and Preventive Health Care Services Improved														
HEALTH POLICY AND STANDARDS DEVELOPMENT PROGRAM														
<i>Outcome Indicators</i>														
Performance Governance Strategic Readiness Score					3	3							To be reported in the 4th quarter submission	
<i>Output Indicators</i>														
Percent of policies issued based on the policy agenda list		20%	50%	75%	100%	100%	17%				17%	-83%	Physical targets per quarter: Q1: 2/12 (Met) Q2: 3/12 Q3: 4/12 Q4: 3/12	
Percent (& Number) of research/ policy briefs rated as useful or adoptable		85%	85%	85%	85%	85%	78%				78%	-7%	21 of 27 survey responses gave a rating of at least 4 for the brief of being usable or adoptable. Average rating per criterion: a) Interesting-4; b) Clear 3.89; c) Usable-3.96; d) Adoptable-3.85	
Number of briefs based on researches (including but not limited to DOH funded researches) developed and disseminated (e.g. research, policy, etc)		1	1	1	1	4	1				1	-3	GAA target of 16 was updated to 4 following the latest approved BED2 (January 2021)	
HEALTH SYSTEMS STRENGTHENING PROGRAM														
<i>Outcome Indicators</i>														
HRH to Population Ratio					17 HRH : 10,000	17 HRH : 10,000							To be reported in the 4th quarter submission	
<i>Output Indicators</i>														
Percent of partners provided with technical assistance on local health systems development		100%	100%	100%	100%	100%	100%				100%	0%		
Percent (& Number) of priority areas supplemented with HRH from DOH Deployment Program		100%	100%	100%	100%	100%							Kindly refer to the consolidated report for updates	

QUARTERLY PHYSICAL REPORT OF OPERATION
For the First Quarter Ending March 31, 2021
(DOH Central Data)

Department: Department of Health
Agency: Central Office
Operating Unit: Office of the Secretary
Organization Code (UACS): 130010300013

Program Expenditure Classification (PrExC)	UACS Code	PHYSICAL TARGETS					PHYSICAL ACCOMPLISHMENT				TOTAL	Variance	REMARKS
		1st Quarter	2nd Quarter	3rd Quarter	4th Quarter	TOTAL	1st Quarter	2nd Quarter	3rd Quarter	4th Quarter			
1	2	3	4	5	6	7	8	9	10	11	12 = 8+9+10+11	13 = 12 - 7	14
PUBLIC HEALTH PROGRAM													
<i>Outcome Indicators</i>													
Percent (& Number) of public health facilities with no stock-outs					≥70%	≥70%							To be reported in the 4th quarter submission
Percent (& Number) of external clients who rate the technical assistance provided as satisfactory or better					100%	100%							To be reported in the 4th quarter submission
Percent of fully immunized children					95%	95%							To be reported in the 4th quarter submission
Modern contraceptive prevalence rate					29%	29%							To be reported in the 4th quarter submission
Number of malaria-free provinces					72	72							To be reported in the 4th quarter submission
Number of filariasis-free provinces					46	46							To be reported in the 4th quarter submission
Number of rabies-free zones (provinces)					10	10							To be reported in the 4th quarter submission
Percentage of ART eligible PLHIV on ART					90%	90%							To be reported in the 4th quarter submission
Treatment success rate for all forms of TB					80%	80%							To be reported in the 4th quarter submission
<i>Output Indicators</i>													
Percent (& Number) of LGUs and other health partners provided with technical assistance on public health programs		100%	100%	100%	100%	100%							Kindly refer to the consolidated report for updates
Percent of received health commodities from the Central Office distributed to health facilities based on the allocation list		80%	80%	80%	80%	80%							Kindly refer to the consolidated report for updates

QUARTERLY PHYSICAL REPORT OF OPERATION
For the First Quarter Ending March 31, 2021
(DOH Central Data)

Department: Department of Health
Agency: Central Office
Operating Unit: Office of the Secretary
Organization Code (UACS): 130010300013

Program Expenditure Classification (PrExC)	UACS Code	PHYSICAL TARGETS					PHYSICAL ACCOMPLISHMENT				TOTAL	Variance	REMARKS
		1st Quarter	2nd Quarter	3rd Quarter	4th Quarter	TOTAL	1st Quarter	2nd Quarter	3rd Quarter	4th Quarter			
1	2	3	4	5	6	7	8	9	10	11	12 = 8+9+10+11	13 = 12 - 7	14
Percent of Centers for Health Development (CHDs) with no stock-outs of centrally procured major health commodities for Integrated Comprehensive Essential Service Delivery Package (ICESDP) as identified by the Programs					85%	85%	100%				100%	15%	Q1: 15 / 15, BARMM and MIMAROPA commodities are delivered directly to their respective CHDs.
EPIDEMIOLOGY AND SURVEILLANCE PROGRAM													
<i>Outcome Indicators</i>													
Percent (& Number) of epidemiological and public health surveillance strategic report disseminated					90%	90%							To be reported in the 4th quarter submission
<i>Output Indicators</i>													
Percent (& Number) of outbreak/epidemiologic investigations conducted		75%	75%	75%	75%	75%	100%				100%	25%	
HEALTH EMERGENCY MANAGEMENT PROGRAM													
<i>Outcome Indicators</i>													
Percent (& Number) of LGUs with institutionalized Disaster Risk Reduction Management for Health (DRRM-H) Systems					40%	40%							Kindly refer to the consolidated report for updates
<i>Output Indicators</i>													
Percent (& Number) of LGUs provided with technical assistance on the development or updating of Disaster Risk Reduction Management-Health (DRRM-H)		10%	30%	90%	100%	100%	18%				18%	-82%	

QUARTERLY PHYSICAL REPORT OF OPERATION
For the First Quarter Ending March 31, 2021
(DOH Central Data)

Department: Department of Health
Agency: Central Office
Operating Unit: Office of the Secretary
Organization Code (UACS): 130010300013

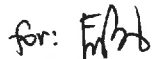
Program Expenditure Classification (PrExC)	UACS Code	PHYSICAL TARGETS					PHYSICAL ACCOMPLISHMENT				TOTAL	Variance	REMARKS
		1st Quarter	2nd Quarter	3rd Quarter	4th Quarter	TOTAL	1st Quarter	2nd Quarter	3rd Quarter	4th Quarter			
1	2	3	4	5	6	7	8	9	10	11	12 = 8+9+10+11	13 = 12 - 7	14
OO2: Access to Curative and Rehabilitative Health Care Services Improved													
HEALTH FACILITIES OPERATION PROGRAM													
<i>Outcome Indicators</i>													
Hospital infection rate					<1 %	<1 %							Kindly refer to the consolidated report for updates
Percent (& Number) of drug dependents who completed the treatment program					86%	86%							Kindly refer to the consolidated report for updates
<i>Output Indicators</i>													
Number of policies, manuals and plans developed on health facility development						10	9				9	-1	
Percent of National External Quality Assurance Scheme (NEQAS) provided to Health Facilities by the National Reference Laboratories (NRLs)						20%	-						The data can only be generated at the end of the year. Thus this will be reported on the 4th quarter submission.
Number of blood units collected by Blood Service Facilities		16,983	25,474	25,474	16,983	84,914	12,160				12,160	-72,754	GAA target of 83,546 was updated to 84,914 based on the latest BED (January 2021)
Number of inpatient and outpatient drug abuse cases managed		6,130	6,000	6,000	6,127	24,257							Kindly refer to the consolidated report for updates
OO3: Access to Safe and Quality Health Commodities, Devices, and Facilities Ensured													
HEALTH REGULATORY PROGRAM													
<i>Outcome Indicators</i>													
Percentage of health establishments, facilities and health products compliant to regulatory policies					75%	75%							Kindly refer to the consolidated report for updates
% of PHEIC and/or PHR rapidly responded at point of entry					100%	100%							Kindly refer to the consolidated report for updates

QUARTERLY PHYSICAL REPORT OF OPERATION
For the First Quarter Ending March 31, 2021
(DOH Central Data)

Department: Department of Health
Agency: Central Office
Operating Unit: Office of the Secretary
Organization Code (UACS): 130010300013

Program Expenditure Classification (PrExC)	UACS Code	PHYSICAL TARGETS					PHYSICAL ACCOMPLISHMENT					TOTAL	Variance	REMARKS
		1st Quarter	2nd Quarter	3rd Quarter	4th Quarter	TOTAL	1st Quarter	2nd Quarter	3rd Quarter	4th Quarter				
1	2	3	4	5	6	7	8	9	10	11	12 = 8+9+10+11	13 = 12 - 7	14	
Output Indicators														
Percent of applications for permits, licenses, or accreditation processed within the citizen charter timeline		90%	90%	90%	90%	90%	100%				100%	10%		
Percent (& Number) of licensed health facilities and services monitored and evaluated for continuous compliance to regulatory policies						96%	51%				51%	-45%		
Percent (& Number) of establishments and health products monitored and evaluated for continuous compliance to regulatory policies		15%	30%	50%	65%	65%							Kindly refer to the consolidated report for updates	
OO4: Access to Social Health Protection Assured														
SOCIAL HEALTH PROTECTION PROGRAM														
Outcome Indicators														
Percent of excess net bill covered by MAP incurred by poor in-patients admitted in basic accommodation or service ward					100%	100%							To be reported in the 4th quarter submission	
Output Indicators														
Number of patients provided with medical assistance		375,000	750,000	1,125,000	1,800,000	1,800,000	202,192				202,192	-1,597,808		

Prepared By:

for: 


MA. RENEELYN A. PIMENTEL
Senior Health Program Officer
Health Policy Development and Planning Bureau

Noted By:



FRANCES ROSE E. MAMARIL
OIG Director IV
Health Policy Development and Planning Bureau

Approved By:



MARIO C. VILLAVARDE, MD, MPH, MPM, CESO I
Undersecretary of Health
Health Policy and Systems Development Team

QUARTERLY PHYSICAL REPORT OF OPERATION
For the First Quarter Ending March 31, 2021
 (Consolidated Data)

Department: Department of Health
 Agency: Central Office
 Operating Unit: Office of the Secretary
 Organization Code (UACS): 130010300013

Program Expenditure Classification (PrExC)	UACS Code	PHYSICAL TARGETS					PHYSICAL ACCOMPLISHMENT					TOTAL	Variance	REMARKS
		1st Quarter	2nd Quarter	3rd Quarter	4th Quarter	TOTAL	1st Quarter	2nd Quarter	3rd Quarter	4th Quarter				
1	2	3	4	5	6	7	8	9	10	11	12 = 8+9+10+11	13 = 12 - 7	14	
PART A														
001: Access to Promotive and Preventive Health Care Services Improved														
HEALTH POLICY AND STANDARDS DEVELOPMENT PROGRAM														
Outcome Indicators														
Performance Governance Strategic Readiness Score					3	3							To be reported in the 4th quarter submission	
Output Indicators														
Percent of policies issued based on the policy agenda list		20%	50%	75%	100%	100%	17%				17%	-83%	Physical targets per quarter: Q1: 2/12 (Met) Q2: 3/12 Q3: 4/12 Q4: 3/12	
Percent (& Number) of research/ policy briefs rated as useful or adoptable		85%	85%	85%	85%	85%	78%				78%	-7%	21 of 27 survey responses gave a rating of at least 4 for the brief of being usable or adoptable. Average rating per criterion: a) Interesting-4; b) Clear 3.89; c) Usable-3.96; d) Adoptable-3.85	
Number of research/ policy briefs completed and disseminated		1	1	1	1	4	1				1	-3	GAA target of 16 was updated to 4 following the latest approved BED2 (January 2021)	
HEALTH SYSTEMS STRENGTHENING PROGRAM														
Outcome Indicators														
HRH to Population Ratio					17 HRH : 10,000	17 HRH : 10,000						-17 HRH: 10,000	To be reported in the 4th quarter submission	
Output Indicators														
Percent of partners provided with technical assistance on local health systems development		100%	100%	100%	100%	100%	97.7%				98%	-2%		
Percent (& Number) of priority areas supplemented with HRH from DOH Deployment Program		100%	100%	100%	100%	100%						-100%	To be reported in the 2nd and 4th quarter submission	

QUARTERLY PHYSICAL REPORT OF OPERATION
For the First Quarter Ending March 31, 2021
(Consolidated Data)

Department: Department of Health
Agency: Central Office
Operating Unit: Office of the Secretary
Organization Code (UACS): 130010300013

Program Expenditure Classification (PrExC)	UACS Code	PHYSICAL TARGETS					PHYSICAL ACCOMPLISHMENT					TOTAL	Variance	REMARKS
		1st Quarter	2nd Quarter	3rd Quarter	4th Quarter	TOTAL	1st Quarter	2nd Quarter	3rd Quarter	4th Quarter				
1	2	3	4	5	6	7	8	9	10	11	12 = 8+9+10+11	13 = 12 - 7	14	
PUBLIC HEALTH PROGRAM														
<i>Outcome Indicators</i>														
Percent (& Number) of public health facilities with no stock-outs					≥70%	≥70%							To be reported in the 4th quarter submission	
Percent (& Number) of external clients who rate the technical assistance provided as satisfactory or better					100%	100%							To be reported in the 4th quarter submission	
Percent of fully immunized children					95%	95%							To be reported in the 4th quarter submission	
Modern contraceptive prevalence rate					29%	29%							To be reported in the 4th quarter submission	
Number of malaria-free provinces					72	72							To be reported in the 4th quarter submission	
Number of filariasis-free provinces					46	46							To be reported in the 4th quarter submission	
Number of rabies-free zones (provinces)					10	10							To be reported in the 4th quarter submission	
Percentage of ART eligible PLHIV on ART					90%	90%							To be reported in the 4th quarter submission	
Treatment success rate for all forms of TB					80%	80%							To be reported in the 4th quarter submission	
<i>Output Indicators</i>														
Percent (& Number) of LGUs and other health partners provided with technical assistance on public health programs		100%	100%	100%	100%	100%	88%				88%	-12%		
Percent of received health commodities from the Central Office distributed to health facilities based on the allocation list		80%	80%	80%	80%	80%	83%				83%	3%		

QUARTERLY PHYSICAL REPORT OF OPERATION
For the First Quarter Ending March 31, 2021
(Consolidated Data)

Department: Department of Health
Agency: Central Office
Operating Unit: Office of the Secretary
Organization Code (UACS): 130010300013

Program Expenditure Classification (PrExC)	UACS Code	PHYSICAL TARGETS					PHYSICAL ACCOMPLISHMENT				TOTAL	Variance	REMARKS
		1st Quarter	2nd Quarter	3rd Quarter	4th Quarter	TOTAL	1st Quarter	2nd Quarter	3rd Quarter	4th Quarter			
1	2	3	4	5	6	7	8	9	10	11	12 = 8+9+10+11	13 = 12 - 7	14
Percent of Centers for Health Development (CHDs) with no stock-outs of centrally procured major health commodities for Integrated Comprehensive Essential Service Delivery Package (ICESDP) as identified by the Programs					85%	85%	100%				100%	15%	Q1: 15 / 15, BARM and MIMAROPA commodities are delivered directly to their respective CHDs.
EPIDEMIOLOGY AND SURVEILLANCE PROGRAM													
<i>Outcome Indicators</i>													
Percent (& Number) of epidemiological and public health surveillance strategic report disseminated					90%	90%							To be reported in the 4th quarter submission
<i>Output Indicators</i>													
Percent (& Number) of outbreak/epidemiologic investigations conducted		75%	75%	75%	75%	75%	100%				100%	25%	
HEALTH EMERGENCY MANAGEMENT PROGRAM													
<i>Outcome Indicators</i>													
Percent (& Number) of LGUs with institutionalized Disaster Risk Reduction Management for Health (DRRM-H) Systems					40%	40%							To be reported in the 4th quarter submission
<i>Output Indicators</i>													
Percent (& Number) of LGUs provided with technical assistance on the development or updating of Disaster Risk Reduction Management-Health (DRRM-H)		10%	30%	90%	100%	100%	38%				38%	-62%	
OO2: Access to Curative and Rehabilitative Health Care Services Improved													
HEALTH FACILITIES OPERATION PROGRAM													
<i>Outcome Indicators</i>													
Hospital infection rate					<1 %	<1 %							To be reported in the 4th quarter submission

QUARTERLY PHYSICAL REPORT OF OPERATION
For the First Quarter Ending March 31, 2021
(Consolidated Data)

Department: Department of Health
Agency: Central Office
Operating Unit: Office of the Secretary
Organization Code (UACS): 130010300013

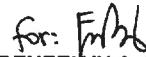
Program Expenditure Classification (PrExC)	UACS Code	PHYSICAL TARGETS					PHYSICAL ACCOMPLISHMENT				TOTAL	Variance	REMARKS
		1st Quarter	2nd Quarter	3rd Quarter	4th Quarter	TOTAL	1st Quarter	2nd Quarter	3rd Quarter	4th Quarter			
1	2	3	4	5	6	7	8	9	10	11	12 = 8+9+10+11	13 = 12 - 7	14
Percent (& Number) of drug dependents who completed the treatment program					86%	86%							To be reported in the 4th quarter submission
Output Indicators													
Number of policies, manuals and plans developed on health facility development						10	9				9	-1	
Percent of National External Quality Assurance Scheme (NEQAS) provided to Health Facilities by the National Reference Laboratories (NRLs)						20%	-						The data can only be generated at the end of the year. Thus this will be reported on the 4th quarter submission.
Number of blood units collected by Blood Service Facilities		16,983	25,474	25,474	16,983	84,914	12,160				12,160	-72,754	GAA target of 83,546 was updated to 84,914 based on the latest BED (January 2021)
Number of inpatient and outpatient drug abuse cases managed		6,130	6,000	6,000	6,127	24,257	14,412				14,412	-9,845	
OO3: Access to Safe and Quality Health Commodities, Devices, and Facilities Ensured													
HEALTH REGULATORY PROGRAM													
Outcome Indicators													
Percent of health establishments and products compliant to regulatory policies					75%	75%							To be reported in the 4th quarter submission
% of PHEIC and/or PHR rapidly responded at point of entry					100%	100%							To be reported in the 4th quarter submission
Output Indicators													
Percent of applications for permits, licenses, or accreditation processed within the citizen charter timeline		85% (FDA)	85% (FDA)	85% (FDA)	85% (FDA)	85% (FDA)	91% (FDA)				91% (FDA)	6 (FDA)	
		90% (DOH-OSEC)	90% (DOH-OSEC)	90% (DOH-OSEC)	90% (DOH-OSEC)	90% (DOH-OSEC)	100% (DOH-OSEC)				100% (DOH-OSEC)	10 (DOH-OSEC)	

QUARTERLY PHYSICAL REPORT OF OPERATION
For the First Quarter Ending March 31, 2021
(Consolidated Data)

Department: Department of Health
Agency: Central Office
Operating Unit: Office of the Secretary
Organization Code (UACS): 130010300013

Program Expenditure Classification (PrExC)	UACS Code	PHYSICAL TARGETS					PHYSICAL ACCOMPLISHMENT					TOTAL	Variance	REMARKS
		1st Quarter	2nd Quarter	3rd Quarter	4th Quarter	TOTAL	1st Quarter	2nd Quarter	3rd Quarter	4th Quarter				
Percent (& Number) of licensed health facilities and services monitored and evaluated for continuous compliance to regulatory policies						96%	34%				34%	-62%		
Percent (& Number) of establishments and health products monitored and evaluated for continuous compliance to regulatory policies		15%	30%	50%	65%	65%	14%				14%	-51%		
OO4: Access to Social Health Protection Assured														
SOCIAL HEALTH PROTECTION PROGRAM														
Outcome Indicators														
Percent of excess net bill covered by MAP incurred by poor in-patients admitted in basic accommodation or service ward					100%	100%							To be reported in the 4th quarter submission	
Output Indicators														
Number of patients provided with medical assistance		375,000	750,000	1,125,000	1,800,000	1,800,000	202,192				202,192	-1,597,808		


Prepared By:

for: 
MA. RENEELYN A. PIMENTEL
Senior Health Program Officer
Health Policy Development and Planning Bureau

Noted By:


FRANCES ROSE E. MAMARIL
OI Director IV
Health Policy Development and Planning Bureau

Approved By:


MARIO C. VILLAVERDE, MD, MPH, MPM, CESO I
Undersecretary of Health
Health Policy and Systems Development Team

QUARTERLY PHYSICAL REPORT OF OPERATION
As of March 31, 2021

Agency : Department of Health (DOH)
Central Office

Organization Code (UACS): 130010100000

Particulars	UACS CODE	Physical Target (Budget Year)					Physical Accomplishment (Budget Year)					Variance	Remarks
		1st Quarter	2nd Quarter	3rd Quarter	4th Quarter	Total	1st Quarter	2nd Quarter	3rd Quarter	4th Quarter	Total		
1	2	3	4	5	6	7	8	9	10	11	12	13	14
HEALTH POLICY AND STANDARDS DEVELOPMENT PROGRAM	3101000000000000												
OO : Access to promotive and preventive health care services improved													
Outcome Indicator													
1. Performance Governance Strategic Readiness Score		N/A	N/A	N/A	3	3							To be reported in the 4th quarter submission.
Output Indicators													
1. Percent (& Number) of policy agenda items with issued policies that underwent the consultative participatory process		N/A	N/A	N/A	N/A	N/A							Indicator not applicable for FY2021.
2. Percent of policies issued based on the policy agenda list		20%	50%	75%	100%	100%	17%				17%	-83%	Physical targets per quarter: Q1: 2/12 (Met) Q2: 3/12 Q3: 4/12 Q4: 3/12
3. Percent (& Number) of research/policy briefs rated as useful or adoptable		85%	85%	85%	85%	85%	78%				78%	-7%	21 of 27 survey responses gave a rating of at least 4 for the brief of being usable or adoptable. Average rating per criterion: a) Interesting-4; b) Clear 3.89; c) Usable-3.96; d) Adoptable-3.85
4. Number of research/policy briefs completed and disseminated		N/A	N/A	N/A	N/A	N/A							Indicator not applicable for FY2021.
5. Number of briefs based on researches (including but not limited to DOH funded researches) developed and disseminated (e.g. research, policy, etc.)		1	1	1	1	4	1				1	-3	GAA target of 16 was updated to 4 following the latest approved BED2 (January 2021)

QUARTERLY PHYSICAL REPORT OF OPERATION As of March 31, 2021

Agency : Department of Health (DOH)
Central Office

Organization Code (UACS): 130010100000

Particulars	UACS CODE	Physical Target (Budget Year)					Physical Accomplishment (Budget Year)					Variance	Remarks
		1st Quarter	2nd Quarter	3rd Quarter	4th Quarter	Total	1st Quarter	2nd Quarter	3rd Quarter	4th Quarter	Total		
1	2	3	4	5	6	7	8	9	10	11	12	13	14
HEALTH SYSTEMS STRENGTHENING PROGRAM	3102000000000000												
OO : Access to promotive and preventive health care services improved													
Outcome Indicator													
1. Human Resource for Health (HRH) to Population		N/A	N/A	N/A	17 HRH: 10,000 population	17 HRH: 10,000 population							To be reported in the 4th quarter submission.
Ratio													
Output Indicators													
1. Percent of LGUs provided with technical assistance on local health systems development		N/A	N/A	N/A	N/A	N/A							Indicator not applicable for FY2021.
2. Percent of partners provided with technical assistance on local health systems development		100%	100%	100%	100%	100%	98%				98%	-2%	
3. Percent (& Number) of priority areas supplemented with HRH from DOH Deployment Program		100%	100%	100%	100%	100%							To be reported in the 2nd and 4th quarter submission.
PUBLIC HEALTH PROGRAM	3103000000000000												
OO : Access to promotive and preventive health care services improved													
Outcome Indicators													
1. Percent (& Number) of public health facilities with no stock-outs		N/A	N/A	N/A	More than or equal to 70%	More than or equal to 70%							To be reported in the 4th quarter submission
2. Percent (& Number) of external clients who rate the technical assistance provided as satisfactory or better		N/A	N/A	N/A	100%	100%							To be reported in the 4th quarter submission
3. Percent of fully immunized children		N/A	N/A	N/A	95%	95%							To be reported in the 4th quarter submission
4. Modern contraceptive prevalence rate		N/A	N/A	N/A	29%	29%							To be reported in the 4th quarter submission

QUARTERLY PHYSICAL REPORT OF OPERATION
As of March 31, 2021

Agency : Department of Health (DOH)
 Central Office

Organization Code (UACS): 130010100000

Particulars	UACS CODE	Physical Target (Budget Year)					Physical Accomplishment (Budget Year)					Variance	Remarks
		1st Quarter	2nd Quarter	3rd Quarter	4th Quarter	Total	1st Quarter	2nd Quarter	3rd Quarter	4th Quarter	Total		
1	2	3	4	5	6	7	8	9	10	11	12	13	14
5. Number of malaria-free provinces		N/A	N/A	N/A	72	72							To be reported in the 4th quarter submission
6. Number of filariasis-free provinces		N/A	N/A	N/A	46	46							To be reported in the 4th quarter submission
7. Number of rabies-free areas		N/A	N/A	N/A	N/A	N/A							Indicator not applicable for FY2021.
8. Number of rabies-free zones (provinces)		N/A	N/A	N/A	10	10							To be reported in the 4th quarter submission
9. Percent of Anti-Retroviral Treatment (ART) eligible people living with HIV on ART		N/A	N/A	N/A	90%	90%							To be reported in the 4th quarter submission
10. Treatment success rate for all forms of Tuberculosis		N/A	N/A	N/A	More than or equal to 90%	More than or equal to 90%							To be reported in the 4th quarter submission
11. Premature mortality rate attributed to cardiovascular disease, cancer, diabetes, and chronic respiratory diseases		N/A	N/A	N/A	N/A	N/A							Indicator not applicable for FY2021.
Output Indicators													
1. Percent (& Number) of LGUs and other health partners provided with technical assistance on public health programs		100%	100%	100%	100%	100%	88%				88%	-12%	
2. Average percentage of LGUs provided with at least 80% of commodities		N/A	N/A	N/A	N/A	N/A							Indicator not applicable for FY2021.
3. Percent of received health commodities from the Central Office distributed to health facilities based on the allocation list		80%	80%	80%	80%	80%	83%				83%	3%	

QUARTERLY PHYSICAL REPORT OF OPERATION
As of March 31, 2021

Agency : Department of Health (DOH)
 Central Office

Organization Code (UACS): 130010100000

Particulars	UACS CODE	Physical Target (Budget Year)					Physical Accomplishment (Budget Year)					Variance	Remarks
		1st Quarter	2nd Quarter	3rd Quarter	4th Quarter	Total	1st Quarter	2nd Quarter	3rd Quarter	4th Quarter	Total		
1	2	3	4	5	6	7	8	9	10	11	12	13	14
4. Percent of Centers for Health Development (CHDs)					85%	85%	100%				100%	15%	Q1: 15 / 15 BARMM and MIMAROPA commodities are delivered directly to their respective CHDs.
with no stock-outs of centrally procured major health commodities for Integrated Comprehensive Essential Service Delivery Package (ICESDP) as identified by the Programs													
EPIDEMIOLOGY AND SURVEILLANCE PROGRAM	3104000000000000												
OO : Access to promotive and preventive health care services improved													
Outcome Indicators													
1. Percent (& Number) of epidemiological and public health surveillance strategic report utilized		N/A	N/A	N/A	N/A	N/A							Indicator not applicable for FY2021.
2. Percent (& Number) of epidemiological and public health surveillance strategic report disseminated		N/A	N/A	N/A	90%	90%							To be reported in the 4th quarter submission
Output Indicator													
1. Percent (& Number) of outbreak/epidemiologic investigations conducted		75%	75%	75%	75%	75%	100%				100%	15%	
HEALTH EMERGENCY MANAGEMENT PROGRAM	3105000000000000												
OO : Access to promotive and preventive health care services improved													
Outcome Indicator													
1. Percent (& Number) of LGUs with institutionalized Disaster Risk Reduction Management for Health (DRRM-H) Systems		N/A	N/A	N/A	40%	40%							To be reported in the 4th quarter submission
Output Indicators													
1. Percent (& Number) of LGUs provided with technical assistance on the development or updating of DRRM-H Plans		N/A	N/A	N/A	N/A	N/A							Indicator not applicable for FY2021.

QUARTERLY PHYSICAL REPORT OF OPERATION As of March 31, 2021

Agency : Department of Health (DOH)
Central Office

Organization Code (UACS): 130010100000

Particulars	UACS CODE	Physical Target (Budget Year)					Physical Accomplishment (Budget Year)					Variance	Remarks
		1st Quarter	2nd Quarter	3rd Quarter	4th Quarter	Total	1st Quarter	2nd Quarter	3rd Quarter	4th Quarter	Total		
1	2	3	4	5	6	7	8	9	10	11	12	13	14
2. Percent (& Number) of LGUs provided with technical assistance on the development or updating of DRRM-H		10%	30%	90%	100%	100%	38%				38%	-62%	
HEALTH FACILITIES OPERATION PROGRAM	3201000000000000												
OO : Access to curative and rehabilitative health care services improved													
Outcome Indicators													
1. Hospital infection rate		N/A	N/A	N/A	< 1%	< 1%							To be reported in the 4th quarter submission
2. Percent (& Number) of drug dependents who completed the treatment program		N/A	N/A	N/A	86%	86%							To be reported in the 4th quarter submission
Output Indicators													
1. Number of policies, manuals, and plans developed on health facility development					10	10	9				9	-1	
2. Percent (& Number) of samples tested at National Reference Laboratories (NRLs)		N/A	N/A	N/A	N/A	N/A							Indicator not applicable for FY2021.
3. Percent of National External Quality Assurance Scheme (NEQAS) provided to Health Facility by the NRLs					20%	20%							The data can only be generated at the end of the year. Thus, this will be reported on the 4th quarter submission.
4. Number of blood units collected by Blood Service Facilities		16,983	25,474	25,474	16,983	84,914	12,160				12,160	-72,754	GAA target of 83,546 was updated to 84,914 based on the latest BED2 (January 2021)
5. Number of in-patient and out-patient drug abuse cases managed		6,130	6,000	6,000	6,127	24,257	14,412				14,412	-9,845	
HEALTH REGULATORY PROGRAM	3301000000000000												
OO : Access to safe and quality health commodities, devices and facilities													

QUARTERLY PHYSICAL REPORT OF OPERATION As of March 31, 2021

Agency : Department of Health (DOH)
Central Office

Organization Code (UACS): 130010100000

Particulars	UACS CODE	Physical Target (Budget Year)					Physical Accomplishment (Budget Year)					Variance	Remarks
		1st Quarter	2nd Quarter	3rd Quarter	4th Quarter	Total	1st Quarter	2nd Quarter	3rd Quarter	4th Quarter	Total		
1	2	3	4	5	6	7	8	9	10	11	12	13	14
Outcome Indicators													
1. Percent (& Number) of health facilities and services compliant to regulatory policies		N/A	N/A	N/A	N/A	N/A							Indicator not applicable for FY2021.
2. Percent (& Number) of establishments/health products compliant to regulatory policies		N/A	N/A	N/A	N/A	N/A							Indicator not applicable for FY2021.
3. Percent of health establishments and health products compliant to regulatory policies		N/A	N/A	N/A	75%	75%							To be reported in the 4th quarter submission
4. Percent of Public Health Emergencies of International Concern (PHEIC) and/or Public Health Risks (PHR) rapidly responded at Point of Entry (POE)		N/A	N/A	N/A	100%	100%							To be reported in the 4th quarter submission
Output Indicators													
1. Percent (& Number) of authorization issued within Citizen's Charter Timeline		N/A	N/A	N/A	N/A	N/A							Indicator not applicable for FY2021.
2. Percent of applications for permits, licenses, or accreditation processed within the Citizen's Charter Timeline		85% (FDA)	85% (FDA)	85% (FDA)	85% (FDA)	85% (FDA)	91% (FDA)				91% (FDA)	6%	
		90% (DOH-OSEC)	90% (DOH-OSEC)	90% (DOH-OSEC)	90% (DOH-OSEC)	90% (DOH-OSEC)	100% (DOH-OSEC)				100% (DOH-OSEC)	10%	
3. Percent (& Number) of licensed health facilities and services monitored and evaluated for continuous compliance to regulatory policies					96%	96%	34%				34%	-62%	
4. Percent (& Number) of establishments and health products monitored and evaluated for continuous compliance to regulatory policies		15%	30%	50%	65%	65%	14%				14%	-1%	

QUARTERLY PHYSICAL REPORT OF OPERATION
As of March 31, 2021

Agency : Department of Health (DOH)
Central Office

Organization Code (UACS): 130010100000

Particulars	UACS CODE	Physical Target (Budget Year)					Physical Accomplishment (Budget Year)					Variance	Remarks
		1st Quarter	2nd Quarter	3rd Quarter	4th Quarter	Total	1st Quarter	2nd Quarter	3rd Quarter	4th Quarter	Total		
1	2	3	4	5	6	7	8	9	10	11	12	13	14
SOCIAL HEALTH PROTECTION PROGRAM	3401000000000000												
OO : Access to social health protection assured													
Outcome Indicator													
1. Percent of excess net bill covered by Medical Assistance Program (MAP) incurred by poor in-patients admitted in basic accommodation or service ward		N/A	N/A	N/A	100%	100%							To be reported in the 4th quarter submission
Output Indicator													
1. Number of patients provided with medical assistance		450,000	900,000	1,350,000	1,800,000	1,800,000	202,192				202,192	-1,597,808	


Prepared By:


MA. RENEELYN PIMENTEL
 Senior Health Program Officer
 Health Policy Development and Planning Bureau

Noted By:


FRANCES ROSE ELGO-MAMARIL
 OIC-Director IV
 Health Policy Development and Planning Bureau

Approved By:


MARIO C. VILLAVARDE, MD, MPH, MPM, CESO I
 Undersecretary of Health
 Health Policy Systems and Development Team