

QUARTERLY REPORT OF REVENUE AND OTHER RECEIPTS
As at the Quarter Ending December 31, 2020


Department : Department of Health (DOH)
Agency : Office of the Secretary
Operating Unit : Central Office
Organization Code : 13 001 0100000
Fund Cluster : 01 - Regular Agency Fund

Classification/Sources of Revenue and Other Receipts	UACS CODE	REVENUE TARGET (Annual) per BESF	Actual Revenue and Other Receipts Collections					Cumulative Remittance/Deposits to Date			Variance		Remarks	
			1st Quarter Ending March 31	2nd Quarter Ending June 30	3rd Quarter Ending Sept. 30	4th Quarter Ending Dec. 31	Total	Remittance to BTr	Deposited with AGDB	TOTAL	Amount	%		
1	2	3	4	5	6	7	8=[(6+(-)7)-8+9]	9	10	11=(9+10)	12=(8-3)	13=(12/3)	14	
Regular Agency Fund		97,182,000.00	96,986,179.50	9,367,675.66	45,878,580.22	38,744,060.54	190,976,495.92	174,631,210.95	6,005,041.27	180,636,252.22	93,794,495.92	97 %	Difference of total amounts between column nos. 8&11 is due to collection thru outright deductions from claims	
Revenue Collections		97,182,000.00	16,810,049.40	8,309,298.57	35,760,663.67	28,442,790.24	89,322,801.86	74,865,321.68	6,005,041.27	80,870,362.95	(7,859,198.12)	-8 %		
Cash Revenue		97,182,000.00	11,882,896.09	1,808,821.90	24,900,257.84	20,051,061.27	58,643,037.10	52,637,995.83	6,005,041.27	58,643,037.10	(38,538,962.90)	-40 %		
Non-Tax		97,182,000.00	11,882,896.09	1,808,821.90	24,900,257.84	20,051,061.27	58,643,037.10	52,637,995.83	6,005,041.27	58,643,037.10	(38,538,962.90)	-40 %		
Permit Fees Import	4020101001	0.00	6,000.00	2,400.00	0.00	0.00	6,500.00	14,900.00	14,900.00	0.00	14,900.00	0 %		
Other Permit Fees	4020101099	2,200,000.00	386,600.00	80,600.00	260,800.00	216,900.00	944,900.00	944,900.00	0.00	944,900.00	(1,255,100.00)	-57 %		
Registration Fees	4020102000	248,000.00	0.00	0.00	0.00	108,850.00	108,850.00	108,850.00	0.00	108,850.00	(137,150.00)	-58 %		
Certification Fees	4020104002	137,000.00	21,150.00	5,200.00	25,050.00	18,800.00	71,200.00	71,200.00	0.00	71,200.00	(65,800.00)	-48 %		
Licensing Fees	4020106000	12,581,000.00	1,789,950.00	174,750.00	810,100.00	5,899,500.00	8,484,300.00	8,484,300.00	0.00	8,484,300.00	(4,098,700.00)	-33 %		
Accreditation Fees	4020111001	0.00	998,750.00	70,000.00	142,000.00	5,162,300.00	6,373,050.00	6,373,050.00	0.00	6,373,050.00	6,373,050.00	0 %		
Other Verification and Authentication Fees	4020111099	9,452,000.00	95,300.00	5,550.00	29,700.00	43,600.00	174,150.00	174,150.00	0.00	174,150.00	(9,277,850.00)	-98 %		
Examination Fees	4020203000	1,763,000.00	4,000.00	0.00	0.00	0.00	4,000.00	4,000.00	0.00	4,000.00	(1,759,000.00)	-100 %		
Income from Hostels/Dormitories and other Like facilities	4020213000	0.00	106,700.00	3,250.00	0.00	3,000.00	112,950.00	0.00	112,950.00	112,950.00	112,950.00	0 %		
Others	4020221099	0.00	28.09	21.90	17.26	11.27	76.52	65.25	11.27	76.52	76.52	0 %		
Miscellaneous Income	4080999000	70,803,000.00	8,464,420.00	1,467,050.00	23,832,590.58	8,590,600.00	42,354,660.58	36,462,580.58	5,892,080.00	42,354,660.58	(28,448,339.42)	-40 %		
Non-Cash Revenue		0.00	4,927,153.31	6,500,476.67	10,860,405.83	8,391,728.97	30,679,764.78	22,227,325.85	0.00	22,227,325.85	30,679,764.78	0 %		
Collections effected through outright deductions from claims		0.00	4,927,153.31	6,500,476.67	10,860,405.83	8,391,728.97	30,679,764.78	22,227,325.85	0.00	22,227,325.85	30,679,764.78	0 %		
Miscellaneous Income	4060999000	0.00	4,927,153.31	6,500,476.67	10,860,405.83	8,391,728.97	30,679,764.78	22,227,325.85	0.00	22,227,325.85	30,679,764.78	0 %		
Non-Revenue Collections/Other Receipts		0.00	80,176,130.10	1,058,377.09	10,117,916.55	10,301,270.30	101,653,694.04	99,765,889.27	0.00	99,765,889.27	101,653,694.04	0 %		
Cash Receipts		0.00	80,000,122.66	500,028.67	9,489,683.59	8,343,872.55	98,333,707.47	98,333,707.47	0.00	98,333,707.47	98,333,707.47	0 %		
Others		0.00	80,000,122.66	500,028.67	9,489,683.59	8,343,872.55	98,333,707.47	98,333,707.47	0.00	98,333,707.47	98,333,707.47	0 %		
Petty Cash	1010102000	0.00	25,000.00	0.00	0.00	2,941.52	27,941.52	27,941.52	0.00	27,941.52	27,941.52	0 %		
Due from National Government Agencies	1030301000	0.00	2,884,424.27	12,631.10	705.47	8,517,216.47	9,394,977.31	9,394,977.31	0.00	9,394,977.31	9,394,977.31	0 %		
Due from Government-Owned and/or Controlled Corporations	1030302000	0.00	264,769.92	133,878.75	170,680.00	600,709.91	1,169,827.58	1,169,827.58	0.00	1,169,827.58	1,169,827.58	0 %		
Due from Regional Offices	1030403000	0.00	0.00	0.00	8,907,787.36	0.00	8,907,787.36	8,907,787.36	0.00	8,907,787.36	8,907,787.36	0 %		
Receivables - Disallowances/Charges	1030501000	0.00	212,708.07	55,721.27	60,256.71	297,950.74	626,634.79	626,634.79	0.00	626,634.79	626,634.79	0 %		
Due from Officers and Employees	1030502000	0.00	38,757.73	0.00	56.26	112.00	38,925.99	38,925.99	0.00	38,925.99	38,925.99	0 %		
Other Receivables	1030509000	0.00	114,029.36	0.00	177,212.85	51,608.68	342,850.89	342,850.89	0.00	342,850.89	342,850.89	0 %		
Advances for Special Disbursing Officer	1990103000	0.00	11,312.11	0.00	15,037.04	3,199.14	29,548.29	29,548.29	0.00	29,548.29	29,548.29	0 %		
Advances to Officers and Employees	1990104000	0.00	472,266.28	297,899.55	157,947.90	233,770.70	1,161,984.44	1,161,984.44	0.00	1,161,984.44	1,161,984.44	0 %		


Department : Department of Health (DOH)
 Agency : Office of the Secretary
 Operating Unit : Central Office
 Organization Code : 13 001 0100000
 Fund Cluster : 01 - Regular Agency Fund

Classification/Sources of Revenue and Other Receipts	UACS CODE	REVENUE TARGET (Annual) per BESF	Actual Revenue and Other Receipts Collections					Cumulative Remittance/Deposits to Date			Variance		Remarks
			1st Quarter Ending March 31	2nd Quarter Ending June 30	3rd Quarter Ending Sept. 30	4th Quarter Ending Dec. 31	Total	Remittance to BTr	Deposited with AGDB	TOTAL	Amount	%	
1	2	3	4	5	6	7	8={6+(-)7}-8+9	9	10	11=(9+10)	12=(8-3)	13=(12/3)	14
Deposits on Letter of Credit	1990301000	0.00	75,276,865.91	0.00	0.00	0.00	75,276,865.91	75,276,865.91	0.00	75,276,865.91	75,276,865.91	0 %	
Government Equity	3010101000	0.00	720,000.00	0.00	0.00	636,363.39	1,356,363.39	1,356,363.39	0.00	1,356,363.39	1,356,363.39	0 %	
Non-Cash Receipts		0.00	176,007.44	558,348.42	628,232.96	1,957,397.75	3,319,986.57	1,432,181.80	0.00	1,432,181.80	3,319,986.57	0 %	
Collections effected through outright deductions from claims		0.00	176,007.44	558,348.42	628,232.96	1,957,397.75	3,319,986.57	1,432,181.80	0.00	1,432,181.80	3,319,986.57	0 %	
Receivables - Disallowances/Charges	1030501000	0.00	176,007.44	558,348.42	628,232.96	1,957,397.75	3,319,986.57	1,432,181.80	0.00	1,432,181.80	3,319,986.57	0 %	
TOTAL		97,182,000.00	96,986,179.50	9,367,675.66	45,878,580.22	38,744,060.54	190,976,495.92	174,631,210.95	6,005,041.27	180,636,252.22	93,794,495.92	97 %	


Certified Correct:


 FILIPINA V. VELASQUEZ, CPA, MM
 OIC, Accounting Division
 Date:

Recommending Approval:


 ROWENA C. LORA, CPA, MM
 OIC-Director IV, Financial and Management Service
 Date:



Approved By:




 LEOPOLO A. VEGA, MD, FPCS, FPATACSI, MBA-H
 Undersecretary of Health, Chief of Staff
 OIC-Administration and Financial Management Team


QUARTERLY REPORT OF REVENUE AND OTHER RECEIPTS
As at the Quarter Ending December 31, 2020

Department : Department of Health (DOH)
 Agency : Office of the Secretary
 Operating Unit : Central Office
 Organization Code : 13 001 0100000
 Fund Cluster : 02 - Foreign Assisted Projects Fund

Classification/Sources of Revenue and Other Receipts	UACS CODE	REVENUE TARGET (Annual) per BESF	Actual Revenue and Other Receipts Collections					Cumulative Remittance/Deposits to Date			Variance		Remarks
			1st Quarter Ending March 31	2nd Quarter Ending June 30	3rd Quarter Ending Sept. 30	4th Quarter Ending Dec. 31	Total	Remittance to BTr	Deposited with AGDB	TOTAL	Amount	%	
1	2	3	4	5	6	7	8=[(6+(-)7)-8+9]	9	10	11=(9+10)	12=(8-3)	13=(12/3)	14
Foreign Assisted Projects Fund		0.00	32,983.90	32,978.04	20,100.05	961,285.86	1,047,347.85	86,061.99	961,285.86	1,047,347.85	1,047,347.85	0 %	
Revenue Collections		0.00	32,983.90	32,978.04	20,100.05	1,657.62	87,719.61	86,061.99	1,657.62	87,719.61	87,719.61	0 %	
Cash Revenue		0.00	32,983.90	32,978.04	20,100.05	1,657.62	87,719.61	86,061.99	1,657.62	87,719.61	87,719.61	0 %	
Non-Tax		0.00	32,983.90	32,978.04	20,100.05	1,657.62	87,719.61	86,061.99	1,657.62	87,719.61	87,719.61	0 %	
Others	4020221099	0.00	32,983.90	32,978.04	20,100.05	1,657.62	87,719.61	86,061.99	1,657.62	87,719.61	87,719.61	0 %	
Non-Revenue Collections/Other Receipts		0.00	0.00	0.00	0.00	959,628.24	959,628.24	0.00	959,628.24	959,628.24	959,628.24	0 %	
Cash Receipts		0.00	0.00	0.00	0.00	959,628.24	959,628.24	0.00	959,628.24	959,628.24	959,628.24	0 %	
Others		0.00	0.00	0.00	0.00	959,628.24	959,628.24	0.00	959,628.24	959,628.24	959,628.24	0 %	
Due from Regional Offices	1030403000	0.00	0.00	0.00	0.00	959,628.24	959,628.24	0.00	959,628.24	959,628.24	959,628.24	0 %	
TOTAL		0.00	32,983.90	32,978.04	20,100.05	961,285.86	1,047,347.85	86,061.99	961,285.86	1,047,347.85	1,047,347.85	0 %	

Certified Correct:

 FILIPINA V. VELASQUEZ, CPA, MM
 OIC, Accounting Division
 Date: 


Recommending Approval:

 ROWENA C. LORA, CPA, MM
 OIC- Director IV, Financial and Management Service
 Date: 


Approved By:

 LEOPOLDO J. MEZA, MD, FPACS, MBA-H
 Undersecretary of Health, Chief of Staff
 OIC- Administration and Financial Management Team


QUARTERLY REPORT OF REVENUE AND OTHER RECEIPTS
As at the Quarter Ending December 31, 2020

Department : Department of Health (DOH)
 Agency : Office of the Secretary
 Operating Unit : Central Office
 Organization Code : 13 001 0100000
 Fund Cluster : 07 - Trust Receipts

Classification/Sources of Revenue and Other Receipts	UACS CODE	REVENUE TARGET (Annual) per BESF	Actual Revenue and Other Receipts Collections					Cumulative Remittance/Deposits to Date			Variance		Remarks
			1st Quarter Ending March 31	2nd Quarter Ending June 30	3rd Quarter Ending Sept. 30	4th Quarter Ending Dec. 31	Total	Remittance to BTr	Deposited with AGDB	TOTAL	Amount	%	
1	2	3	4	5	6	7	8=[(6+(-)7)-8+9]	9	10	11=(9+10)	12=(8-3)	13=(12/3)	14
Trust Receipts		0.00	2,513,332,395.73	12,459,850.14	23,606,823.07	46,611,752.85	2,596,010,821.79	91,025,430.14	2,504,985,391.65	2,596,010,821.79	2,596,010,821.79	0 %	
Inter-Agency Transferred Funds (IATF) Deposited with the National Treasury		0.00	0.00	0.00	305,000.00	46,032,000.00	46,337,000.00	46,337,000.00	0.00	46,337,000.00	46,337,000.00	0 %	
Due to NGAs		0.00	0.00	0.00	305,000.00	46,032,000.00	46,337,000.00	46,337,000.00	0.00	46,337,000.00	46,337,000.00	0 %	
Other Trust Receipts Deposited with the National Treasury		0.00	13,269,346.70	12,459,127.50	18,379,253.10	579,130.67	44,686,857.97	44,686,857.97	0.00	44,686,857.97	44,686,857.97	0 %	
Guaranty Deposits Payable (Performance Bond)		0.00	13,269,346.70	12,459,127.50	18,379,253.10	579,130.67	44,686,857.97	44,686,857.97	0.00	44,686,857.97	44,686,857.97	0 %	
Trust Receipts Deposited with Authorized Government Depository Banks (AGDB)		0.00	2,500,063,049.03	722.64	4,922,569.97	622.18	2,504,986,963.82	1,572.17	2,504,985,391.65	2,504,986,963.82	2,504,986,963.82	0 %	
Interest Income on NG Deposits		0.00	62,273.68	82.88	0.00	0.00	62,356.56	0.00	62,356.56	62,356.56	62,356.56	0 %	
Income from Grants and Donations in Cash		0.00	0.00	0.00	4,921,453.92	0.00	4,921,453.92	0.00	4,921,453.92	4,921,453.92	4,921,453.92	0 %	
Interest Income - Others		0.00	775.35	639.76	1,116.05	622.18	3,153.34	1,572.17	1,581.17	3,153.34	3,153.34	0 %	
Due to NGAs		0.00	2,500,000,000.00	0.00	0.00	0.00	2,500,000,000.00	0.00	2,500,000,000.00	2,500,000,000.00	2,500,000,000.00	0 %	
TOTAL		0.00	2,513,332,395.73	12,459,850.14	23,606,823.07	46,611,752.85	2,596,010,821.79	91,025,430.14	2,504,985,391.65	2,596,010,821.79	2,596,010,821.79	0 %	

Certified Correct:

 FILIPINA V. VELASQUEZ, CPA, MM
 OIC, Accounting Division
 Date:

Recommending Approval:

 ROWENA C. LORA, CPA, MM
 OIC- Director IV, Financial and Management Service
 Date:

Approved By:

 LEOPOLDO J. VEGA, MD, FPCS, FPATACSI, MBA-H
 Undersecretary of Health, Chief of Staff
 OIC-Administration and Financial Management Team