

MONTHLY REPORT OF DISBURSEMENTS
For the month of September 2022


Department: Department of Health (DOH)
 Agency/Entity: Office of the Secretary
 Operating Unit: Central Office
 Organization Code (UACS): 13 001 0100000
 Fund Cluster: 01 Regular Agency Fund


Particulars	Current Year Budget					Prior Year's Budget										Current Year's Accounts Payable					Trust Liabilities				Grand Total					Remarks
	PS	MOOE	FinEx	CO	TOTAL	PS	MOOE	FinEx	CO	Sub-Total	PS	MOOE	FinEx	CO	Sub-Total	TOTAL	SUB-TOTAL	PS	MOOE	CO	TOTAL	PS	MOOE	FinEx	CO	TOTAL				
	2	3	4	5	6=(2+3+4+5)	7	8	9	10	11=(7+8+9+10)	12	13	14	15	16=(12+13+14+15)	17=(11+16)	18=(6+17)	19	20	21	22=(19+20+21)	23	24	25	26	27=(23+24+25+26)	28			
CASH DISBURSEMENTS	43,761,186.24	404,523,947.7	0.00	(55,107,520.00)	393,177,613.97	24,698.16	579,439,000.72	0.00	3,276.00	579,466,974.88	0.00	40,485,625.05	0.00	28,373,785.72	68,869,410.77	648,336,385.65	1,041,513,999.62	0.00	0.00	0.00	0.00	43,785,884.40	1,024,458,573.50	0.00	(26,730,458.28)	1,041,513,999.62				
Notice of Cash Allocation (NCA)	43,761,186.24	404,523,947.7	0.00	(55,107,520.00)	393,177,613.97	24,698.16	579,439,000.72	0.00	3,276.00	579,466,974.88	0.00	40,485,625.05	0.00	28,373,785.72	68,869,410.77	648,336,385.65	1,041,513,999.62	0.00	0.00	0.00	0.00	43,785,884.40	1,024,458,573.50	0.00	(26,730,458.28)	1,041,513,999.62				
MDS Checks Issued	42,285,208.16	111,674,796.60	0.00	(55,107,520.00)	98,822,486.76	29,515.52	10,336,166.07	0.00	0.00	10,356,681.59	0.00	2,659,600.85	0.00	0.00	2,659,600.85	13,016,282.44	111,838,768.20	0.00	0.00	0.00	0.00	42,275,724.63	124,670,563.52	0.00	(55,107,520.00)	111,838,768.20				
Advice to Debit Account	1,505,977.08	292,849,151.13	0.00	0.00	294,355,128.21	4,182.64	569,102,834.81	0.00	3,276.00	569,110,293.29	0.00	37,836,024.20	0.00	28,373,785.72	66,209,809.92	635,320,103.21	829,675,231.42	0.00	0.00	0.00	0.00	42,275,724.63	899,786,009.98	0.00	28,377,091.72	929,675,231.42				
Notice of Transfer Allocations (NTA)	0.00	0.00	0.00	0.00	0.00	0.00	0.00	0.00	0.00	0.00	0.00	0.00	0.00	0.00	0.00	0.00	0.00	0.00	0.00	0.00	0.00	1,510,159.72	899,786,009.98	0.00	28,377,091.72	929,675,231.42				
MDS Checks Issued	0.00	0.00	0.00	0.00	0.00	0.00	0.00	0.00	0.00	0.00	0.00	0.00	0.00	0.00	0.00	0.00	0.00	0.00	0.00	0.00	0.00	0.00	0.00	0.00	0.00	0.00	0.00			
Advice to Debit Account	0.00	0.00	0.00	0.00	0.00	0.00	0.00	0.00	0.00	0.00	0.00	0.00	0.00	0.00	0.00	0.00	0.00	0.00	0.00	0.00	0.00	0.00	0.00	0.00	0.00	0.00	0.00	0.00		
Working Fund for FAPs	0.00	0.00	0.00	0.00	0.00	0.00	0.00	0.00	0.00	0.00	0.00	0.00	0.00	0.00	0.00	0.00	0.00	0.00	0.00	0.00	0.00	0.00	0.00	0.00	0.00	0.00	0.00	0.00		
Cash Disbursement Ceiling (CDC)	0.00	0.00	0.00	0.00	0.00	0.00	0.00	0.00	0.00	0.00	0.00	0.00	0.00	0.00	0.00	0.00	0.00	0.00	0.00	0.00	0.00	0.00	0.00	0.00	0.00	0.00	0.00	0.00		
TOTAL CASH DISBURSEMENTS	43,761,186.24	404,523,947.7	0.00	(55,107,520.00)	393,177,613.97	24,698.16	579,439,000.72	0.00	3,276.00	579,466,974.88	0.00	40,485,625.05	0.00	28,373,785.72	68,869,410.77	648,336,385.65	1,041,513,999.62	0.00	0.00	0.00	0.00	43,785,884.40	1,024,458,573.50	0.00	(26,730,458.28)	1,041,513,999.62				
NON-CASH DISBURSEMENTS	8,149,387.81	18,137,814.5	0.00	0.00	26,286,202.40	5,751.88	13,207,740.41	0.00	368,625.00	13,582,117.33	0.00	444,231.10	0.00	444,231.10	14,026,348.43	40,312,660.83	0.00	0.00	0.00	0.00	0.00	8,154,139.64	31,789,786.14	0.00	368,625.00	40,312,550.83				
Tax Remittance Advances Issued (TRA)	8,119,787.81	18,070,878.52	0.00	0.00	26,190,666.33	5,751.88	12,903,044.34	0.00	368,625.00	13,277,421.22	0.00	444,231.10	0.00	444,231.10	14,026,348.43	40,312,660.83	0.00	0.00	0.00	0.00	0.00	8,154,139.64	31,789,786.14	0.00	368,625.00	40,312,550.83				
Non-Cash Availment Authority (NCAA)	0.00	0.00	0.00	0.00	0.00	0.00	0.00	0.00	0.00	0.00	0.00	0.00	0.00	0.00	0.00	0.00	0.00	0.00	0.00	0.00	0.00	0.00	0.00	0.00	0.00	0.00	0.00	0.00		
Disbursements effected through outright deductions from claims (please specify...)	28,600.00	66,936.0	0.00	0.00	95,536.07	0.00	304,696.11	0.00	0.00	304,696.11	0.00	0.00	0.00	0.00	0.00	0.00	0.00	0.00	0.00	0.00	0.00	0.00	0.00	0.00	0.00	0.00	0.00	0.00	0.00	
Overpayment of expenses(e.g. personal benefits)	0.00	0.00	0.00	0.00	0.00	0.00	0.00	0.00	0.00	0.00	0.00	0.00	0.00	0.00	0.00	0.00	0.00	0.00	0.00	0.00	0.00	0.00	0.00	0.00	0.00	0.00	0.00	0.00	0.00	
Restitution for loss of government property	0.00	0.00	0.00	0.00	0.00	0.00	0.00	0.00	0.00	0.00	0.00	0.00	0.00	0.00	0.00	0.00	0.00	0.00	0.00	0.00	0.00	0.00	0.00	0.00	0.00	0.00	0.00	0.00	0.00	
Liquidated damages and similar claims	28,600.00	66,936.0	0.00	0.00	95,536.07	0.00	304,696.11	0.00	0.00	304,696.11	0.00	0.00	0.00	0.00	0.00	0.00	0.00	0.00	0.00	0.00	0.00	0.00	0.00	0.00	0.00	0.00	0.00	0.00	0.00	0.00
Others(TEF, BT, Documentary Stamp Tax, etc.)	0.00	0.00	0.00	0.00	0.00	0.00	0.00	0.00	0.00	0.00	0.00	0.00	0.00	0.00	0.00	0.00	0.00	0.00	0.00	0.00	0.00	0.00	0.00	0.00	0.00	0.00	0.00	0.00	0.00	
TOTAL NON-CASH DISBURSEMENTS	8,149,387.81	18,137,814.5	0.00	0.00	26,286,202.40	5,751.88	13,207,740.41	0.00	368,625.00	13,582,117.33	0.00	444,231.10	0.00	444,231.10	14,026,348.43	40,312,660.83	0.00	0.00	0.00	0.00	0.00	8,154,139.64	31,789,786.14	0.00	368,625.00	40,312,550.83				
GRAND TOTAL	51,909,574.05	422,661,762.32	0.00	(55,107,520.00)	419,463,816.37	30,450.04	592,646,741.17	0.00	371,901.00	593,049,092.21	0.00	40,939,856.15	0.00	28,373,785.72	69,313,641.87	662,362,734.08	1,081,826,550.46	0.00	0.00	0.00	0.00	51,940,024.04	1,056,248,359.64	0.00	(26,361,833.28)	1,081,826,550.46				


SUMMARY

Particulars (1)	Previous Report (2)	This Month (3)	As at Date (4)
Total Disbursement Authorities Received	55,491,489,923.82	6,162,427,318.85	61,653,917,242.47
NCA	54,931,533,000.00	6,122,515,000.00	61,054,048,000.00
NTA	0.00	0.00	0.00
Working Fund	0.00	0.00	0.00
TRA	559,956,923.82	39,912,318.85	599,869,242.47
CDC	0.00	0.00	0.00
NCAA	0.00	0.00	0.00
Less: Notice of Transfer of Allocations (NTA) Issued	40,944,014,994.96	5,025,894,060.51	45,969,909,055.47
Total Disbursement Authorities Available	14,547,474,928.86	1,136,533,258.14	15,684,008,187.00
Less:	0.00	0.00	0.00
Lapsed NCA	48.54	516.96	565.50
Disbursements	14,571,005,319.18	1,081,826,550.45	15,652,831,869.63
Less: Other Non-Cash Disbursements	32,065,535.95	400,232.18	32,465,768.13
Disbursements effected through outright deductions from claims	32,065,535.95	400,232.18	32,465,768.13
Overpayment of expenses(e.g. personnel benefits)	0.00	0.00	0.00
Restitution for loss of government property	0.00	0.00	0.00
Liquidated damages and similar claims	32,065,535.95	400,232.18	32,465,768.13
Others (e.g. TEF, BT, Docs Stamp, etc.)	0.00	0.00	0.00
Add/Less: Adjustments (e.g. cancelled/staled checks)	(8,634,000.00)	(55,107,520.00)	(63,641,520.00)
Balance of Disbursement Authorities as at date	1,097.09	(1,097.09)	0.00
Total Disbursements Program	57,175,823,000.00	7,880,066,000.00	64,855,889,000.00
Less: Actual Disbursements	14,571,005,319.16	1,136,934,070.45	15,707,939,389.63
(Over)/Under spending	42,604,817,680.82	6,543,131,929.55	49,147,949,610.37

Notes: * The use of NTA is discouraged
 Notes: ** Amounts should tally with the grand total disbursement (column 27).

Certified Correct:

 EMY I. LOPEZ, CPA, MBA
 Accountant IV
 Date: 2022-10-25 15:17:53

Recommending Approval:

 FIL PINA V. VEALSQUEZ, CPA, MM
 Chief Accountant
 Date:

Approved By:

 ROWENA C. LORA, CPA, MM, CESE
 Director IV- FMS
 Date: