

MONTHLY REPORT OF DISBURSEMENTS
For the month of January 2021


Department: Department of Health (DOH)
Agency/Entity: Office of the Secretary
Operating Unit: Central Office
Organization Code (UACS): 13 001 0100000
Fund Cluster: 01 Regular Agency Fund


Particulars	Current Year Budget					Prior Year's Budget											Trust Liabilities					Grand Total					Remarks		
	PS	MOOE	FinEx	CO	TOTAL	Prior Year's Accounts Payable					Current Year's Accounts Payable						PS	MOOE	CO	TOTAL	PS	MOOE	FinEx	CO	TOTAL				
	2	3	4	5	6=(2+3+4+5)	7	8	9	10	11=(7+8+9+10)	12	13	14	15	16=(12+13+14+15)	17=(11+16)	18=(6+17)	19	20	21	22=(19+20+21)	23	24	25	26	27=(23+24+25+26)		28	
CASH DISBURSEMENTS	35,753,846.88	30,785,005.64	0.00	0.00	66,538,852.52	3,858,277.08	611,127,594.85	0.00	50,861,754.13	665,847,626.06	0.00	0.00	0.00	0.00	0.00	665,847,626.06	732,367,478.36	0.00	0.00	0.00	0.00	39,612,123.74	641,893,600.49	0.00	50,861,754.13	732,367,478.36			
Notice of Cash Allocation (NCA)	35,753,846.88	30,785,005.64	0.00	0.00	66,538,852.52	3,858,277.08	611,127,594.85	0.00	50,861,754.13	665,847,626.06	0.00	0.00	0.00	0.00	0.00	665,847,626.06	732,367,478.36	0.00	0.00	0.00	0.00	39,612,123.74	641,893,600.49	0.00	50,861,754.13	732,367,478.36			
MDS Checks issued	35,706,580.73	30,785,005.64	0.00	0.00	66,472,586.37	3,232,499.27	39,615,187.92	0.00	0.00	42,847,687.19	0.00	0.00	0.00	0.00	0.00	42,847,687.19	109,320,273.58	0.00	0.00	0.00	0.00	38,939,080.00	70,361,193.56	0.00	0.00	109,320,273.58			
Advice to Debit Account	47,265.93	0.00	0.00	0.00	47,265.93	625,777.81	571,512,409.93	0.00	50,861,754.13	622,999,938.87	0.00	0.00	0.00	0.00	0.00	622,999,938.87	623,047,204.80	0.00	0.00	0.00	0.00	673,043.74	571,512,409.93	0.00	50,861,754.13	623,047,204.80			
Notice of Transfer Allocations (NTA)	0.00	0.00	0.00	0.00	0.00	0.00	0.00	0.00	0.00	0.00	0.00	0.00	0.00	0.00	0.00	0.00	0.00	0.00	0.00	0.00	0.00	0.00	0.00	0.00	0.00	0.00	0.00		
MDS Checks issued	0.00	0.00	0.00	0.00	0.00	0.00	0.00	0.00	0.00	0.00	0.00	0.00	0.00	0.00	0.00	0.00	0.00	0.00	0.00	0.00	0.00	0.00	0.00	0.00	0.00	0.00	0.00	0.00	
Advice to Debit Account	0.00	0.00	0.00	0.00	0.00	0.00	0.00	0.00	0.00	0.00	0.00	0.00	0.00	0.00	0.00	0.00	0.00	0.00	0.00	0.00	0.00	0.00	0.00	0.00	0.00	0.00	0.00	0.00	
Working Fund for FAPs	0.00	0.00	0.00	0.00	0.00	0.00	0.00	0.00	0.00	0.00	0.00	0.00	0.00	0.00	0.00	0.00	0.00	0.00	0.00	0.00	0.00	0.00	0.00	0.00	0.00	0.00	0.00	0.00	
Cash Disbursement Ceiling (CDC)	0.00	0.00	0.00	0.00	0.00	0.00	0.00	0.00	0.00	0.00	0.00	0.00	0.00	0.00	0.00	0.00	0.00	0.00	0.00	0.00	0.00	0.00	0.00	0.00	0.00	0.00	0.00	0.00	
TOTAL CASH DISBURSEMENTS	35,753,846.88	30,785,005.64	0.00	0.00	66,538,852.52	3,858,277.08	611,127,594.85	0.00	50,861,754.13	665,847,626.06	0.00	0.00	0.00	0.00	0.00	665,847,626.06	732,367,478.36	0.00	0.00	0.00	0.00	39,612,123.74	641,893,600.49	0.00	50,861,754.13	732,367,478.36			
NON-CASH DISBURSEMENTS	7,177,547.76	84,217.90	0.00	0.00	7,241,765.66	169,796.84	15,337,691.51	0.00	2,936,603.54	18,444,093.89	0.00	0.00	0.00	0.00	0.00	18,444,093.89	25,685,659.55	0.00	0.00	0.00	0.00	7,347,346.60	15,401,909.41	0.00	2,936,603.54	25,685,659.55			
Tax Remittance Advances Issued (TRA)	7,177,547.76	84,217.90	0.00	0.00	7,241,765.66	169,796.84	15,337,691.51	0.00	2,936,603.54	18,444,093.89	0.00	0.00	0.00	0.00	0.00	18,444,093.89	25,685,659.55	0.00	0.00	0.00	0.00	7,347,346.60	15,401,909.41	0.00	2,936,603.54	25,685,659.55			
Non-Cash Availment Authority (NCAA)	0.00	0.00	0.00	0.00	0.00	0.00	0.00	0.00	0.00	0.00	0.00	0.00	0.00	0.00	0.00	0.00	0.00	0.00	0.00	0.00	0.00	0.00	0.00	0.00	0.00	0.00	0.00	0.00	
Disbursements effected through outright deductions from claims (please specify...)	0.00	0.00	0.00	0.00	0.00	0.00	0.00	0.00	0.00	0.00	0.00	0.00	0.00	0.00	0.00	0.00	0.00	0.00	0.00	0.00	0.00	0.00	0.00	0.00	0.00	0.00	0.00	0.00	
Overpayment of expenses(e.g. personnel benefits)	0.00	0.00	0.00	0.00	0.00	0.00	0.00	0.00	0.00	0.00	0.00	0.00	0.00	0.00	0.00	0.00	0.00	0.00	0.00	0.00	0.00	0.00	0.00	0.00	0.00	0.00	0.00	0.00	
Restitution for loss of government property	0.00	0.00	0.00	0.00	0.00	0.00	0.00	0.00	0.00	0.00	0.00	0.00	0.00	0.00	0.00	0.00	0.00	0.00	0.00	0.00	0.00	0.00	0.00	0.00	0.00	0.00	0.00	0.00	
Liquidated damages and similar claims	0.00	0.00	0.00	0.00	0.00	0.00	0.00	0.00	0.00	0.00	0.00	0.00	0.00	0.00	0.00	0.00	0.00	0.00	0.00	0.00	0.00	0.00	0.00	0.00	0.00	0.00	0.00	0.00	
Others(TEF, BTR, Documentary Stamp Tax, etc.)	0.00	0.00	0.00	0.00	0.00	0.00	0.00	0.00	0.00	0.00	0.00	0.00	0.00	0.00	0.00	0.00	0.00	0.00	0.00	0.00	0.00	0.00	0.00	0.00	0.00	0.00	0.00	0.00	
TOTAL NON-CASH DISBURSEMENTS	7,177,547.76	84,217.90	0.00	0.00	7,241,765.66	169,796.84	15,337,691.51	0.00	2,936,603.54	18,444,093.89	0.00	0.00	0.00	0.00	0.00	18,444,093.89	25,685,659.55	0.00	0.00	0.00	0.00	7,347,346.60	15,401,909.41	0.00	2,936,603.54	25,685,659.55			
GRAND TOTAL	42,931,394.42	30,869,223.54	0.00	0.00	73,761,617.96	4,028,073.92	626,465,286.36	0.00	53,798,357.67	684,291,719.95	0.00	0.00	0.00	0.00	0.00	684,291,719.95	758,053,337.91	0.00	0.00	0.00	0.00	46,959,470.34	657,295,509.80	0.00	53,798,357.67	758,053,337.91			


SUMMARY

Particulars (1)	Previous Report (2)	This Month (3)	As at Date (4)
Total Disbursement Authorities Received	0.00	4,837,743,859.55	4,837,743,859.55
NCA	0.00	4,812,058,000.00	4,812,058,000.00
NTA	0.00	0.00	0.00
Working Fund	0.00	0.00	0.00
TRA	0.00	25,685,859.55	25,685,859.55
CDC	0.00	0.00	0.00
NCAA	0.00	0.00	0.00
Less: Notice of Transfer of Allocations (NTA)* issued	0.00	75,580,000.00	75,580,000.00
Total Disbursement Authorities Available	0.00	4,762,163,859.55	4,762,163,859.55
Less:	0.00	0.00	0.00
Lapsed NCA	0.00	0.00	0.00
Disbursements	0.00	758,053,337.91	758,053,337.91
Less: Other Non-Cash Disbursements	0.00	0.00	0.00
Disbursements effected through outright deductions from claims	0.00	0.00	0.00
Overpayment of expenses(e.g. personnel benefits)	0.00	0.00	0.00
Restitution for loss of government property	0.00	0.00	0.00
Liquidated damages and similar claims	0.00	0.00	0.00
Others (e.g. TEF, BTR, Docs Stamp, etc.)	0.00	0.00	0.00
Add/Less: Adjustments (e.g. cancelled/staled checks)	0.00	0.00	0.00
Balance of Disbursement Authorities as at date	0.00	4,004,110,521.64	4,004,110,521.64
Total Disbursements Program	0.00	6,308,679,000.00	6,308,679,000.00
Less: *Actual Disbursements	0.00	758,053,337.91	758,053,337.91
(Over)/Under spending	0.00	5,550,625,662.09	5,550,625,662.09

Notes: * The use of NTA is discouraged
Notes: ** Amounts should tally with the grand total disbursement (column 27).

Certified Correct:

FILIPPINA V. VELASQUEZ, CPA, MM
Chief Accountant
Date: 2021-10-28 13:19:28

Recommending Approval:

ROMEO QUIROGA, MD, MHA
Assistant Secretary of Health, AFMT
Date:

Approved By:

LEOPOLDO J. VEGA, MD, FPDS, FPATACSI, MBA-H
Undersecretary of Health/ Chief of Staff, AFMT
Date: 2021-11-17 16:18:17