

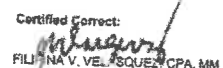
MONTHLY REPORT OF DISBURSEMENTS
For the month of March 2022


FAR No. 4


Department: Department of Health (DOH)
Agency/Entity: Office of the Secretary
Operating Unit: Central Office
Organization Code (UACS): 13 001 010000
Fund Cluster: 01 Regular Agency Fund

Particulars	Current Year Budget					Prior Year's Accounts Payable					Prior Year's Budget					Current Year's Accounts Payable					Trust Liabilities					Remarks		
	PS	MOOE	FinEx	CO	TOTAL	PS	MOOE	FinEx	CO	Sub-Total	PS	MOOE	FinEx	CO	Sub-Total	PS	MOOE	CO	TOTAL	PS	MOOE	CO	TOTAL	PS	MOOE		FinEx	CO
CASH DISBURSEMENTS	313,192,812.44	110,164,274.7	0.00	0.00	423,357,087.14	787,530.58	2,151,947,041.31	0.00	86,464,805.00	2,239,189,285.89	0.00	8,388,445.12	0.00	0.00	8,388,445.12	0.00	0.00	0.00	2,247,577,731.01	2,670,942,816.17	0.00	0.00	0.00	313,980,452.02	2,270,497,761.15	0.00	86,464,805.00	2,670,942,816.17
Notice of Cash Allocation (NCA)	313,192,812.44	110,164,274.7	0.00	0.00	423,357,087.14	787,530.58	2,151,947,041.31	0.00	86,464,805.00	2,239,189,285.89	0.00	8,388,445.12	0.00	0.00	8,388,445.12	0.00	0.00	0.00	2,247,577,731.01	2,670,942,816.17	0.00	0.00	0.00	313,980,452.02	2,270,497,761.15	0.00	86,464,805.00	2,670,942,816.17
MDG Checks Issued	60,759,166.00	71,458,073.11	0.00	0.00	132,217,239.11	787,530.58	2,151,947,041.31	0.00	86,464,805.00	2,239,189,285.89	0.00	8,388,445.12	0.00	0.00	8,388,445.12	0.00	0.00	0.00	2,247,577,731.01	2,670,942,816.17	0.00	0.00	0.00	313,980,452.02	2,270,497,761.15	0.00	86,464,805.00	2,670,942,816.17
Advice to Debit Account	282,434,646.54	38,706,201.61	0.00	0.00	321,140,848.15	0.00	0.00	0.00	0.00	0.00	0.00	0.00	0.00	0.00	0.00	0.00	0.00	0.00	2,247,577,731.01	2,670,942,816.17	0.00	0.00	0.00	313,980,452.02	2,270,497,761.15	0.00	86,464,805.00	2,670,942,816.17
Notice of Transfer Allocations (NTA)	0.00	0.00	0.00	0.00	0.00	0.00	0.00	0.00	0.00	0.00	0.00	0.00	0.00	0.00	0.00	0.00	0.00	0.00	2,247,577,731.01	2,670,942,816.17	0.00	0.00	0.00	313,980,452.02	2,270,497,761.15	0.00	86,464,805.00	2,670,942,816.17
MDG Checks Issued	0.00	0.00	0.00	0.00	0.00	0.00	0.00	0.00	0.00	0.00	0.00	0.00	0.00	0.00	0.00	0.00	0.00	0.00	2,247,577,731.01	2,670,942,816.17	0.00	0.00	0.00	313,980,452.02	2,270,497,761.15	0.00	86,464,805.00	2,670,942,816.17
Advice to Debit Account	0.00	0.00	0.00	0.00	0.00	0.00	0.00	0.00	0.00	0.00	0.00	0.00	0.00	0.00	0.00	0.00	0.00	0.00	2,247,577,731.01	2,670,942,816.17	0.00	0.00	0.00	313,980,452.02	2,270,497,761.15	0.00	86,464,805.00	2,670,942,816.17
Working Fund for FAPs	0.00	0.00	0.00	0.00	0.00	0.00	0.00	0.00	0.00	0.00	0.00	0.00	0.00	0.00	0.00	0.00	0.00	0.00	2,247,577,731.01	2,670,942,816.17	0.00	0.00	0.00	313,980,452.02	2,270,497,761.15	0.00	86,464,805.00	2,670,942,816.17
Cash Disbursement Casing (CDC)	0.00	0.00	0.00	0.00	0.00	0.00	0.00	0.00	0.00	0.00	0.00	0.00	0.00	0.00	0.00	0.00	0.00	0.00	2,247,577,731.01	2,670,942,816.17	0.00	0.00	0.00	313,980,452.02	2,270,497,761.15	0.00	86,464,805.00	2,670,942,816.17
TOTAL CASH DISBURSEMENTS	313,192,812.44	110,164,274.72	0.00	0.00	423,357,087.16	787,530.58	2,151,947,041.31	0.00	86,464,805.00	2,239,189,285.89	0.00	8,388,445.12	0.00	0.00	8,388,445.12	0.00	0.00	0.00	2,247,577,731.01	2,670,942,816.17	0.00	0.00	0.00	313,980,452.02	2,270,497,761.15	0.00	86,464,805.00	2,670,942,816.17
NON-CASH DISBURSEMENTS	8,099,513.39	1,525,547.10	0.00	0.00	9,625,060.49	28,658.73	78,373,188.33	0.00	48,291,358.81	126,691,205.97	0.00	186,319.43	0.00	0.00	186,319.43	0.00	0.00	0.00	2,247,577,731.01	2,670,942,816.17	0.00	0.00	0.00	84,118.84	41,829.47	0.00	48,291,358.91	136,502,583.89
Tax Resistance Advances Issued (TRA)	8,099,513.39	1,525,547.10	0.00	0.00	9,625,060.49	28,658.73	78,373,188.33	0.00	48,291,358.81	126,691,205.97	0.00	186,319.43	0.00	0.00	186,319.43	0.00	0.00	0.00	2,247,577,731.01	2,670,942,816.17	0.00	0.00	0.00	84,118.84	41,829.47	0.00	48,291,358.91	136,502,583.89
Non-Cash Advances Issued (NCAA)	0.00	0.00	0.00	0.00	0.00	0.00	0.00	0.00	0.00	0.00	0.00	0.00	0.00	0.00	0.00	0.00	0.00	0.00	2,247,577,731.01	2,670,942,816.17	0.00	0.00	0.00	84,118.84	41,829.47	0.00	48,291,358.91	136,502,583.89
Disbursements effected through outright deductions from claims (please specify...)	84,749.84	0.00	0.00	0.00	84,749.84	0.00	41,829.47	0.00	0.00	0.00	0.00	0.00	0.00	0.00	0.00	0.00	0.00	0.00	2,247,577,731.01	2,670,942,816.17	0.00	0.00	0.00	84,118.84	41,829.47	0.00	48,291,358.91	136,502,583.89
Overpayment of expenses (e.g. personal benefits)	0.00	0.00	0.00	0.00	0.00	0.00	0.00	0.00	0.00	0.00	0.00	0.00	0.00	0.00	0.00	0.00	0.00	0.00	2,247,577,731.01	2,670,942,816.17	0.00	0.00	0.00	84,118.84	41,829.47	0.00	48,291,358.91	136,502,583.89
Restoration for loss of government property	0.00	0.00	0.00	0.00	0.00	0.00	0.00	0.00	0.00	0.00	0.00	0.00	0.00	0.00	0.00	0.00	0.00	0.00	2,247,577,731.01	2,670,942,816.17	0.00	0.00	0.00	84,118.84	41,829.47	0.00	48,291,358.91	136,502,583.89
Liquidated damages and similar claims	84,749.84	0.00	0.00	0.00	84,749.84	0.00	41,829.47	0.00	0.00	0.00	0.00	0.00	0.00	0.00	0.00	0.00	0.00	0.00	2,247,577,731.01	2,670,942,816.17	0.00	0.00	0.00	84,118.84	41,829.47	0.00	48,291,358.91	136,502,583.89
Others (e.g. TEF, BTL, Door Stamp, etc.)	0.00	0.00	0.00	0.00	0.00	0.00	0.00	0.00	0.00	0.00	0.00	0.00	0.00	0.00	0.00	0.00	0.00	0.00	2,247,577,731.01	2,670,942,816.17	0.00	0.00	0.00	84,118.84	41,829.47	0.00	48,291,358.91	136,502,583.89
TOTAL NON-CASH DISBURSEMENTS	8,099,513.39	1,525,547.10	0.00	0.00	9,625,060.49	28,658.73	78,373,188.33	0.00	48,291,358.81	126,691,205.97	0.00	186,319.43	0.00	0.00	186,319.43	0.00	0.00	0.00	2,247,577,731.01	2,670,942,816.17	0.00	0.00	0.00	84,118.84	41,829.47	0.00	48,291,358.91	136,502,583.89
GRAND TOTAL	321,292,325.83	111,689,821.82	0.00	0.00	432,982,147.65	816,189.31	2,230,320,229.64	0.00	134,756,163.81	2,365,880,491.86	0.00	8,574,764.55	0.00	0.00	8,574,764.55	0.00	0.00	0.00	2,247,577,731.01	2,670,942,816.17	0.00	0.00	0.00	398,107.86	41,829.47	0.00	93,082,717.82	2,807,445,404.06

Particulars	Previous Report	This Month	As at Date
Total Disbursement Authorities Received	(2)	(3)	(4)
NCA	8,990,293,228.28	8,473,479,006.58	17,420,772,234.84
NTA	6,797,894,000.00	8,334,089,000.00	17,131,837,000.00
Working Fund	0.00	0.00	0.00
TRA	0.00	0.00	0.00
CDC	152,439,228.26	136,398,008.58	288,837,236.84
NCAA	0.00	0.00	0.00
Less: Notice of Transfer of Allocations (NTA) Issued	0.00	0.00	0.00
Total Disbursement Authorities Available	6,958,309,218.01	5,801,284,494.65	12,610,573,474.55
Less:	1,991,984,210.25	2,809,214,549.63	4,801,198,759.88
Lapsed NCA	0.00	0.00	0.00
Disbursements	0.00	42.37	42.37
Less: Other Non-Cash Disbursements	1,986,767,192.68	2,807,445,404.08	4,794,202,596.74
Disbursements effected through outright deductions from claims	1,431,299.82	106,579.31	1,537,879.23
Overpayment of expenses (e.g. personal benefits)	1,431,299.82	106,579.31	1,537,879.23
Restoration for loss of government property	0.00	0.00	0.00
Liquidated damages and similar claims	0.00	0.00	0.00
Others (e.g. TEF, BTL, Door Stamp, etc.)	1,431,299.82	106,579.31	1,537,879.23
Add/less: Adjustments (e.g. cancelled/issued checks)	0.00	0.00	0.00
Balance of Disbursement Authorities as at date	0.00	(8,634,000.00)	(8,634,000.00)
Total Disbursements Program	6,958,317.49	(8,634,000.00)	0.00
Less: Actual Disbursements	11,856,436,300.00	3,690,830,000.00	17,010,289,000.00
Over/Under Spending	1,996,787,192.68	2,807,445,404.09	4,794,202,596.74
Notes: * The use of NTA is discouraged	8,972,680,807.22	2,843,384,385.94	12,216,065,193.25
Notes: ** Amounts should tally with the grand total disbursement (column 27).			

Certified Correct:

 FILINA V. VELAZQUEZ, CPA, MM
 Chief Accountant
 Date: 2022-04-07 16:54:27

Recommended by:

 ROWEN C. LORA, CPA, MM, SE
 Director IV
 Date:

Approved By:

 ROMEO A. ONG, MD
 Assistant Secretary of Health/OCS-APMT
 Date: 2022-04-07 17:04:55