

Department: Department of Health (DOH)

Agency: Office of the Secretary

Operating Unit: All

Organization Code (UACS): 130010000000

Fund Cluster: 01 - Regular Agency Fund, 04 - Special Accounts/ Foreign Assisted

PROGRAM/ACTIVITY/PROJECT	PREXC CODE	APPROPRIATION				ALLOTMENTS					TOTAL OBLIGATION				
		Authorized Appropriation	Outside Dept.	Within Dept.	Adjusted Appropriations	Allocments Received	Adjustments	Transfer from	Adjusted Total Allotments	1st Qtr ending March 31	2nd Qtr ending June 30	TOTAL			
						TOTAL	TOTAL						(Transfer to)		
I. NEW APPROPRIATION (CURRENT)															
A. PROGRAMS															
I. GENERAL ADMINISTRATION AND SUPPORT															
General Management and Supervision	100000100001000	644,052,000.00	-	6,727,700.00	637,324,300.00	644,052,000.00	-	6,727,700.00	-	637,324,300.00	158,432,928.70	158,088,183.18	316,521,111.88		
Personnel Services		339,461,000.00	-	-	339,461,000.00	339,461,000.00	-	-	-	339,461,000.00	77,013,056.47	86,603,484.34	163,616,540.81		
Maintenance & Other Operating Expenses		304,591,000.00	-	6,727,700.00	297,863,300.00	304,591,000.00	-	6,727,700.00	-	297,863,300.00	81,419,872.23	71,484,698.84	152,904,571.07		
Capital Outlays		-	-	-	-	-	-	-	-	-	-	-	-		
Administration of Personnel Benefits	100000100002000	219,548,000.00	-	96,668,568.98	122,879,431.02	219,548,000.00	-	96,668,568.98	-	122,879,431.02	6,056,357.20	33,841,616.00	39,897,973.20		
Personnel Services		219,548,000.00	-	96,668,568.98	122,879,431.02	219,548,000.00	-	96,668,568.98	-	122,879,431.02	6,056,357.20	33,841,616.00	39,897,973.20		
Maintenance & Other Operating Expenses		-	-	-	-	-	-	-	-	-	-	-	-		
Capital Outlays		-	-	-	-	-	-	-	-	-	-	-	-		
TOTAL, GASS		863,600,000.00	-	103,396,268.98	760,203,731.02	863,600,000.00	-	103,396,268.98	-	760,203,731.02	164,489,285.90	191,929,799.18	356,419,085.08		
II. SUPPORT TO OPERATIONS															
Health Information Technology	200000100001000	97,309,000.00	-	-	97,309,000.00	97,309,000.00	-	-	-	97,309,000.00	22,762,510.14	31,650,158.21	54,412,668.35		
Personnel Services		6,176,000.00	-	-	6,176,000.00	6,176,000.00	-	-	-	6,176,000.00	5,089,798.28	298,090.91	5,387,889.19		
Maintenance & Other Operating Expenses		91,133,000.00	-	-	91,133,000.00	91,133,000.00	-	-	-	91,133,000.00	17,672,711.86	31,352,067.30	49,024,779.16		
Capital Outlays		-	-	-	-	-	-	-	-	-	-	-	-		
Operations of Regional Offices	200000100002000	-	-	-	-	-	-	-	-	-	-	-	-		
Personnel Services		-	-	-	-	-	-	-	-	-	-	-	-		
Maintenance & Other Operating Expenses		-	-	-	-	-	-	-	-	-	-	-	-		
Capital Outlays		-	-	-	-	-	-	-	-	-	-	-	-		
Procurement and Supply Chain Management Service		486,307,000.00	-	34,000,000.00	452,307,000.00	486,307,000.00	-	34,000,000.00	-	452,307,000.00	373,428,433.10	4,122,530.20	377,550,963.30		
Personnel Services		-	-	-	-	-	-	-	-	-	-	-	-		
Maintenance & Other Operating Expenses		486,307,000.00	-	34,000,000.00	452,307,000.00	486,307,000.00	-	34,000,000.00	-	452,307,000.00	373,428,433.10	4,122,530.20	377,550,963.30		
Capital Outlays		-	-	-	-	-	-	-	-	-	-	-	-		
TOTAL, STO		583,616,000.00	-	34,000,000.00	549,616,000.00	583,616,000.00	-	68,000,000.00	-	549,616,000.00	396,190,943.24	35,772,668.41	431,963,631.65		
III. OPERATIONS															
PREXC 00 : ACCESS TO PROMOTIVE AND PREVENTIVE HEALTH CARE SERVICES IMPROVED															
HEALTH POLICY AND STANDARDS DEVELOPMENT PROGRAM															
International Health Policy Development and Cooperation	310100100001000	41,466,000.00	-	500,000.00	40,966,000.00	41,466,000.00	-	500,000.00	-	40,966,000.00	8,800,523.07	6,986,778.00	15,787,301.07		
Personnel Services		23,679,000.00	-	-	23,679,000.00	23,679,000.00	-	-	-	23,679,000.00	4,425,358.78	4,693,596.81	9,118,955.59		
Maintenance & Other Operating Expenses		17,787,000.00	-	500,000.00	17,287,000.00	17,787,000.00	-	500,000.00	-	17,287,000.00	4,375,164.29	2,293,181.19	6,668,345.48		
Capital Outlays		-	-	-	-	-	-	-	-	-	-	-	-		
Health Sector Policy and Plan Development	310100100002000	50,695,000.00	-	-	50,695,000.00	50,695,000.00	-	-	-	50,695,000.00	11,204,334.29	12,157,407.15	23,361,741.44		
Personnel Services		26,959,000.00	-	-	26,959,000.00	26,959,000.00	-	-	-	26,959,000.00	6,887,736.22	7,089,604.04	13,977,340.26		
Maintenance & Other Operating Expenses		23,736,000.00	-	-	23,736,000.00	23,736,000.00	-	-	-	23,736,000.00	4,316,598.07	5,067,803.11	9,384,401.18		
Capital Outlays		-	-	-	-	-	-	-	-	-	-	-	-		
Health Sector Research Development	310100100003000	154,392,000.00	-	4,909,422.00	149,482,578.00	154,392,000.00	-	4,909,422.00	-	149,482,578.00	7,441,318.85	68,089,507.58	75,530,826.43		
Personnel Services		57,844,000.00	-	-	57,844,000.00	57,844,000.00	-	-	-	57,844,000.00	-	-	-		
Maintenance & Other Operating Expenses		96,548,000.00	-	4,909,422.00	91,638,578.00	96,548,000.00	-	4,909,422.00	-	91,638,578.00	7,441,318.85	68,089,507.58	75,530,826.43		
Capital Outlays		-	-	-	-	-	-	-	-	-	-	-	-		

PROGRAM/ACTIVITY/PROJECT	PREXC CODE	APPROPRIATION				ALLOTMENTS					TOTAL OBLIGATION		
		Authorized Appropriation	Outside Dept.	Within Dept.	Adjusted Appropriations	Amounts Received	Adjustments	(Transfer to)	Transfer from	Adjusted Total Allotments	1st Qtr ending March 31	2nd Qtr ending June 30	TOTAL
						TOTAL	TOTAL		TOTAL				
HEALTH SYSTEMS STRENGTHENING PROGRAM					-	-	-	-	-	-	-	-	-
SERVICE DELIVERY SUB-PROGRAM					-	-	-	-	-	-	-	-	-
Health Facility Policy and Plan Development	310201100001000	173,659,000.00	-	67,271,030.89	106,387,969.11	173,659,000.00	-	67,271,030.89	-	106,387,969.11	16,136,813.58	11,620,142.54	27,756,956.12
Personnel Services		28,478,000.00	-	-	28,478,000.00	28,478,000.00	-	-	-	28,478,000.00	7,467,122.98	7,584,785.28	15,051,908.26
Maintenance & Other Operating Expenses		145,181,000.00	-	67,271,030.89	77,909,969.11	145,181,000.00	-	67,271,030.89	-	77,909,969.11	8,669,690.60	4,035,357.26	12,705,047.86
Capital Outlays		-	-	-	-	-	-	-	-	-	-	-	-
Health Facilities Enhancement Program	310201100002000	7,839,298,000.00	-	7,132,527,494.40	706,770,505.60	7,839,298,000.00	-	7,132,527,494.40	-	706,770,505.60	6,945,635.85	296,834,535.43	303,780,171.28
Personnel Services		-	-	-	-	-	-	-	-	-	-	-	-
Maintenance & Other Operating Expenses		82,000,000.00	-	29,499,494.40	52,500,505.60	82,000,000.00	-	29,499,494.40	-	52,500,505.60	6,945,635.85	5,464,535.43	12,410,171.28
Capital Outlays		7,757,298,000.00	-	7,103,028,000.00	654,270,000.00	7,757,298,000.00	-	7,103,028,000.00	-	654,270,000.00	-	291,370,000.00	291,370,000.00
Local Health Systems Development and Assistance	310201100003000	219,193,000.00	-	177,520,618.40	41,672,381.60	219,193,000.00	-	177,520,618.40	-	41,672,381.60	7,874,031.43	6,510,853.73	14,384,885.16
Personnel Services		10,727,000.00	-	-	10,727,000.00	10,727,000.00	-	-	-	10,727,000.00	4,640,830.98	4,698,659.03	9,339,490.01
Maintenance & Other Operating Expenses		208,466,000.00	-	177,520,618.40	30,945,381.60	208,466,000.00	-	177,520,618.40	-	30,945,381.60	3,233,200.45	1,812,194.70	5,045,395.15
Capital Outlays		-	-	-	-	-	-	-	-	-	-	-	-
Pharmaceutical Management	310201100004000	284,375,000.00	-	70,213,041.00	214,161,959.00	284,375,000.00	-	70,213,041.00	-	214,161,959.00	3,028,536.87	5,758,157.15	8,786,694.02
Personnel Services		-	-	-	-	-	-	-	-	-	-	-	-
Maintenance & Other Operating Expenses		284,375,000.00	-	70,213,041.00	214,161,959.00	284,375,000.00	-	70,213,041.00	-	214,161,959.00	3,028,536.87	5,758,157.15	8,786,694.02
Capital Outlays		-	-	-	-	-	-	-	-	-	-	-	-
HEALTH HUMAN RESOURCE SUB-PROGRAM					-	-	-	-	-	-	-	-	-
Human Resource for Health (HRH) Deployment	310202100001000	16,582,920,000.00	-	14,902,615,171.00	1,680,304,829.00	16,582,920,000.00	-	14,902,615,171.00	-	1,680,304,829.00	11,837,631.58	962,312,971.94	974,150,603.52
Personnel Services		15,741,266,000.00	-	14,553,243,370.00	1,188,022,630.00	15,741,266,000.00	-	14,553,243,370.00	-	1,188,022,630.00	5,893,786.58	909,277,828.85	915,171,615.43
Maintenance & Other Operating Expenses		841,654,000.00	-	349,371,801.00	492,282,199.00	841,654,000.00	-	349,371,801.00	-	492,282,199.00	5,943,845.00	53,035,143.09	58,978,988.09
Capital Outlays		-	-	-	-	-	-	-	-	-	-	-	-
Human Resources for Health (HRH) and Institutional Capacity M	310202100002000	106,773,000.00	-	-	106,773,000.00	106,773,000.00	-	-	-	106,773,000.00	11,358,745.91	21,893,601.92	33,252,347.83
Personnel Services		37,575,000.00	-	-	37,575,000.00	37,575,000.00	-	-	-	37,575,000.00	5,401,986.19	5,703,547.09	11,105,533.28
Maintenance & Other Operating Expenses		69,198,000.00	-	-	69,198,000.00	69,198,000.00	-	-	-	69,198,000.00	5,956,759.72	16,190,054.83	22,146,814.55
Capital Outlays		-	-	-	-	-	-	-	-	-	-	-	-
HEALTH PROMOTION SUB-PROGRAM					-	-	-	-	-	-	-	-	-
Health Promotion	310203100001000	177,584,000.00	-	35,312,638.00	142,271,362.00	177,584,000.00	-	35,312,638.00	-	142,271,362.00	15,698,456.04	28,772,932.09	44,471,388.13
Personnel Services		28,514,000.00	-	-	28,514,000.00	28,514,000.00	-	-	-	28,514,000.00	3,235,482.04	2,877,602.68	6,113,084.72
Maintenance & Other Operating Expenses		149,070,000.00	-	35,312,638.00	113,757,362.00	149,070,000.00	-	35,312,638.00	-	113,757,362.00	12,462,974.00	25,895,329.41	38,358,303.41
Capital Outlays		-	-	-	-	-	-	-	-	-	-	-	-
PUBLIC HEALTH PROGRAM					-	-	-	-	-	-	-	-	-
PUBLIC HEALTH MANAGEMENT SUB-PROGRAM					-	-	-	-	-	-	-	-	-
Health System Enhancement to Address and Limit (HEAL) COVI	310301100001000	4,205,504,000.00	-	-	4,205,504,000.00	4,205,504,000.00	-	-	-	4,205,504,000.00	4,906,877.60	2,876,405,128.90	2,881,312,006.50
Personnel Services		-	-	-	-	-	-	-	-	-	-	-	-
Maintenance & Other Operating Expenses		1,358,076,000.00	-	-	1,358,076,000.00	1,358,076,000.00	-	-	-	1,358,076,000.00	4,906,877.60	28,977,128.90	33,884,006.50
Capital Outlays		2,847,428,000.00	-	-	2,847,428,000.00	2,847,428,000.00	-	-	-	2,847,428,000.00	-	2,847,428,000.00	2,847,428,000.00
Philippines COVID-19 Emergency Response Project (ERP) (Loa	310301100001000	1,050,994,000.00	-	-	1,050,994,000.00	1,050,994,000.00	-	-	-	1,050,994,000.00	4,524,982.02	237,625,878.46	242,150,860.48
Personnel Services		-	-	-	-	-	-	-	-	-	-	-	-
Maintenance & Other Operating Expenses		370,994,000.00	-	-	370,994,000.00	370,994,000.00	-	-	-	370,994,000.00	4,524,982.02	183,258,481.18	187,783,463.20
Capital Outlays		680,000,000.00	-	-	680,000,000.00	680,000,000.00	-	-	-	680,000,000.00	-	54,367,397.28	54,367,397.28
Covid-19 Laboratory Network Commodities	310301100001000	124,000,000.00	-	-	124,000,000.00	124,000,000.00	-	-	-	124,000,000.00	-	-	-
Personnel Services		-	-	-	-	-	-	-	-	-	-	-	-

PROGRAM/ACTIVITY/PROJECT	PREXC CODE	APPROPRIATION				ALLOTMENTS					TOTAL OBLIGATION		
		Authorized Appropriation	Outside Dept.	Within Dept.	Adjusted Appropriations	Allocments Received	Adjustments	(Transfer to)	Transfer from	Adjusted Total Allotments	1st Qtr ending March 31	2nd Qtr ending June 30	TOTAL
						TOTAL	TOTAL		TOTAL				
Maintenance & Other Operating Expenses		124,000,000.00	-	-	124,000,000.00	124,000,000.00	-	-	-	124,000,000.00	-	-	-
Capital Outlays		-	-	-	-	-	-	-	-	-	-	-	-
Public Health Management	310301100001000	710,948,000.00	-	293,129,714.32	417,818,285.68	710,948,000.00	-	293,129,714.32	-	417,818,285.68	47,081,323.53	52,552,580.46	99,633,903.99
Personnel Services		421,000.00	-	-	421,000.00	421,000.00	-	-	-	421,000.00	101,920.96	313,872.20	415,793.16
Maintenance & Other Operating Expenses		710,527,000.00	-	293,129,714.32	417,397,285.68	710,527,000.00	-	293,129,714.32	-	417,397,285.68	46,979,402.57	52,238,708.26	99,218,110.83
Capital Outlays		-	-	-	-	-	-	-	-	-	-	-	-
Operation of PNAC Secretariat		32,801,000.00	-	-	32,801,000.00	32,801,000.00	-	-	-	32,801,000.00	1,666,117.82	1,620,405.20	3,286,523.02
Personnel Services		24,592,000.00	-	-	24,592,000.00	24,592,000.00	-	-	-	24,592,000.00	1,059,891.39	1,084,684.76	2,144,576.15
Maintenance & Other Operating Expenses		6,196,000.00	-	-	6,196,000.00	6,196,000.00	-	-	-	6,196,000.00	606,226.43	535,720.44	1,141,946.87
Capital Outlays		2,013,000.00	-	-	2,013,000.00	2,013,000.00	-	-	-	2,013,000.00	-	-	-
Complementary Feeding Program	310301100002000	100,000,000.00	-	-	100,000,000.00	100,000,000.00	-	-	-	100,000,000.00	-	-	-
Personnel Services		-	-	-	-	-	-	-	-	-	-	-	-
Maintenance & Other Operating Expenses		100,000,000.00	-	-	100,000,000.00	100,000,000.00	-	-	-	100,000,000.00	-	-	-
Capital Outlays		-	-	-	-	-	-	-	-	-	-	-	-
ENVIRONMENTAL AND OCCUPATIONAL HEALTH SUB-PROGRAM													
Environmental and Occupational Health	310302100001000	2,062,000.00	-	-	2,062,000.00	2,062,000.00	-	-	-	2,062,000.00	-	-	-
Personnel Services		-	-	-	-	-	-	-	-	-	-	-	-
Maintenance & Other Operating Expenses		2,062,000.00	-	-	2,062,000.00	2,062,000.00	-	-	-	2,062,000.00	-	-	-
Capital Outlays		-	-	-	-	-	-	-	-	-	-	-	-
FAMILY HEALTH SUB-PROGRAM													
Family Health , Immunization, Nutrition and Responsible Parenting	310304100001000	11,688,273,000.00	-	1,371,673,612.01	10,316,599,387.99	11,688,273,000.00	-	1,371,673,612.01	-	10,316,599,387.99	1,117,141,734.00	6,223,878,297.56	7,341,020,031.56
Personnel Services		-	-	-	-	-	-	-	-	-	-	-	-
Maintenance & Other Operating Expenses		11,688,273,000.00	-	1,371,673,612.01	10,316,599,387.99	11,688,273,000.00	-	1,371,673,612.01	-	10,316,599,387.99	1,117,141,734.00	6,223,878,297.56	7,341,020,031.56
Capital Outlays		-	-	-	-	-	-	-	-	-	-	-	-
PREVENTION AND CONTROL OF INFECTIOUS DISEASES SUB-PROGRAM													
Prevention and Control Communicable Diseases	310306100001000	8,220,953,000.00	-	815,000,000.00	7,405,953,000.00	8,220,953,000.00	-	815,000,000.00	-	7,405,953,000.00	304,448,900.78	2,882,933,765.23	3,187,382,666.01
Personnel Services		-	-	-	-	-	-	-	-	-	-	-	-
Maintenance & Other Operating Expenses		8,220,953,000.00	-	815,000,000.00	7,405,953,000.00	8,220,953,000.00	-	815,000,000.00	-	7,405,953,000.00	304,448,900.78	2,882,933,765.23	3,187,382,666.01
Capital Outlays		-	-	-	-	-	-	-	-	-	-	-	-
Assistance to Philippine Tuberculosis	310306100003000	14,048,000.00	-	-	14,048,000.00	14,048,000.00	-	-	-	14,048,000.00	-	14,048,000.00	14,048,000.00
Personnel Services		-	-	-	-	-	-	-	-	-	-	-	-
Maintenance & Other Operating Expenses		14,048,000.00	-	-	14,048,000.00	14,048,000.00	-	-	-	14,048,000.00	-	14,048,000.00	14,048,000.00
Capital Outlays		-	-	-	-	-	-	-	-	-	-	-	-
NON COMMUNICABLE DISEASES SUB-PROGRAM													
Prevention and Control of Non-Communicable Diseases	310307100001000	562,443,000.00	-	-	562,443,000.00	562,443,000.00	-	-	-	562,443,000.00	426,150,978.06	136,000,000.00	562,150,978.06
Personnel Services		-	-	-	-	-	-	-	-	-	-	-	-
Maintenance & Other Operating Expenses		562,443,000.00	-	-	562,443,000.00	562,443,000.00	-	-	-	562,443,000.00	426,150,978.06	136,000,000.00	562,150,978.06
Capital Outlays		-	-	-	-	-	-	-	-	-	-	-	-
National Integrated Cancer Control Program, Including Cancer Management	310307100001000	500,000,000.00	-	-	500,000,000.00	500,000,000.00	-	-	-	500,000,000.00	-	500,000,000.00	500,000,000.00
Personnel Services		-	-	-	-	-	-	-	-	-	-	-	-
Maintenance & Other Operating Expenses		500,000,000.00	-	-	500,000,000.00	500,000,000.00	-	-	-	500,000,000.00	-	500,000,000.00	500,000,000.00
Capital Outlays		-	-	-	-	-	-	-	-	-	-	-	-
EPIDEMIOLOGY AND SURVEILLANCE PROGRAM													
Epidemiology and Surveillance	310400100001000	158,631,000.00	-	21,518,896.80	137,112,103.20	158,631,000.00	-	21,518,896.80	-	137,112,103.20	27,684,087.73	70,013,972.33	97,698,060.06
Personnel Services		15,154,000.00	-	-	15,154,000.00	15,154,000.00	-	-	-	15,154,000.00	5,134,455.96	5,284,652.24	10,419,108.20
Maintenance & Other Operating Expenses		143,477,000.00	-	21,518,896.80	121,958,103.20	143,477,000.00	-	21,518,896.80	-	121,958,103.20	22,549,631.77	64,729,320.09	87,278,951.86
Capital Outlays		-	-	-	-	-	-	-	-	-	-	-	-
HEALTH EMERGENCY MANAGEMENT PROGRAM													

PROGRAM/ACTIVITY/PROJECT	PREXC CODE	APPROPRIATION				ALLOTMENTS					TOTAL OBLIGATION			
		Authorized Appropriation	Outside Dept.	Within Dept.	Adjusted Appropriations	Allocments Received	Adjustments	(Transfer to)	Transfer from	Adjusted Total Allotments	1st Qtr ending March 31	2nd Qtr ending June 30	TOTAL	
						TOTAL	TOTAL		TOTAL					
Health Emergency Preparedness and Response	310500100001000	219,307,000.00	-	53,157,000.00	166,150,000.00	219,307,000.00	-	-	53,157,000.00	-	166,150,000.00	19,370,570.11	55,727,435.64	75,098,005.75
Personnel Services		8,628,000.00	-	-	8,628,000.00	8,628,000.00	-	-	-	-	8,628,000.00	5,185,627.96	1,919,633.00	7,105,260.96
Maintenance & Other Operating Expenses		181,132,000.00	-	53,157,000.00	127,975,000.00	181,132,000.00	-	-	53,157,000.00	-	127,975,000.00	14,184,942.15	53,467,802.64	67,652,744.79
Capital Outlays		29,547,000.00	-	-	29,547,000.00	29,547,000.00	-	-	-	-	29,547,000.00	-	340,000.00	340,000.00
Quick Response Fund		520,000,000.00	-	277,397,766.80	242,602,233.20	520,000,000.00	-	-	277,397,766.80	-	242,602,233.20	15,064,000.00	223,832.66	15,287,832.66
Personnel Services		-	-	-	-	-	-	-	-	-	-	-	-	-
Maintenance & Other Operating Expenses		220,000,000.00	-	86,597,766.80	133,402,233.20	220,000,000.00	-	-	86,597,766.80	-	133,402,233.20	12,600,000.00	223,832.66	12,823,832.66
Capital Outlays		300,000,000.00	-	190,800,000.00	109,200,000.00	300,000,000.00	-	-	190,800,000.00	-	109,200,000.00	2,464,000.00	-	2,464,000.00
		-	-	-	-	-	-	-	-	-	-	-	-	-
SUB-TOTAL, 00 : ACCESS TO PROMOTIVE AND PREVENTIVE HEALTH CARE SERVICES IMPROVED		53,740,319,000.00	-	25,222,746,405.62	28,517,572,594.38	53,740,319,000.00	-	-	25,222,746,405.62	-	28,517,572,594.38	2,068,365,599.12	14,471,966,183.97	16,540,331,783.09
PREXC OO : ACCESS TO CURATIVE AND REHABILITATIVE HEALTH CARE SERVICES IMPROVED														
HEALTH FACILITIES OPERATION PROGRAM														
CURATIVE HEALTH CARE SUB-PROGRAM														
Operation of Blood Centers and National Voluntary Blood Services	320101100001000	251,551,000.00	-	29,104,064.04	222,446,935.96	251,551,000.00	-	-	29,104,064.04	-	222,446,935.96	27,831,656.93	18,176,050.93	46,007,707.86
Personnel Services		8,241,000.00	-	-	8,241,000.00	8,241,000.00	-	-	-	-	8,241,000.00	658,925.12	677,980.25	1,336,905.37
Maintenance & Other Operating Expenses		243,310,000.00	-	29,104,064.04	214,205,935.96	243,310,000.00	-	-	29,104,064.04	-	214,205,935.96	27,172,731.81	17,498,070.68	44,670,802.49
Capital Outlays		-	-	-	-	-	-	-	-	-	-	-	-	-
Operation of DOH Hospitals in Metro Manila (MM)	320101100002000	-	-	-	-	-	-	-	-	-	-	-	-	-
Personnel Services		-	-	-	-	-	-	-	-	-	-	-	-	-
Maintenance & Other Operating Expenses		-	-	-	-	-	-	-	-	-	-	-	-	-
Capital Outlays		-	-	-	-	-	-	-	-	-	-	-	-	-
Operation of DOH Regional Hospitals and Other Health Facilities	320101100003000	-	-	-	-	-	-	-	-	-	-	-	-	-
Personnel Services		-	-	-	-	-	-	-	-	-	-	-	-	-
Maintenance & Other Operating Expenses		-	-	-	-	-	-	-	-	-	-	-	-	-
Capital Outlays		-	-	-	-	-	-	-	-	-	-	-	-	-
Operation of National Reference Laboratories	320101100004000	10,825,000.00	-	6,000,000.00	4,825,000.00	10,825,000.00	-	-	6,000,000.00	-	4,825,000.00	-	-	-
Personnel Services		-	-	-	-	-	-	-	-	-	-	-	-	-
Maintenance & Other Operating Expenses		10,825,000.00	-	6,000,000.00	4,825,000.00	10,825,000.00	-	-	6,000,000.00	-	4,825,000.00	-	-	-
Capital Outlays		-	-	-	-	-	-	-	-	-	-	-	-	-
REHABILITATIVE HEALTH CARE SUB-PROGRAM														
Operation of Dangerous Drug Abuse Treatment and Rehabilitation Centers	320102100001000	77,047,000.00	-	49,540,000.00	27,507,000.00	77,047,000.00	-	-	49,540,000.00	-	27,507,000.00	5,371,217.81	3,212,305.34	8,583,523.15
Personnel Services		-	-	-	-	-	-	-	-	-	-	-	-	-
Maintenance & Other Operating Expenses		77,047,000.00	-	49,540,000.00	27,507,000.00	77,047,000.00	-	-	49,540,000.00	-	27,507,000.00	5,371,217.81	3,212,305.34	8,583,523.15
Capital Outlays		-	-	-	-	-	-	-	-	-	-	-	-	-
SUB-TOTAL, 00 : ACCESS TO CURATIVE AND REHABILITATIVE HEALTH CARE SERVICES IMPROVED		339,423,000.00	-	84,644,064.04	254,778,935.96	339,423,000.00	-	-	84,644,064.04	-	254,778,935.96	33,202,874.74	21,388,356.27	54,591,231.01
PREXC OO : ACCESS TO SAFE AND QUALITY HEALTH COMMODITIES, DEVICES AND FACILITIES ENSURED														
HEALTH REGULATORY PROGRAM														
HEALTH FACILITIES AND SERVICES REGULATION SUB-PROGRAM														
Regulations of Health Facilities and Services	330101100001000	77,028,000.00	-	-	77,028,000.00	77,028,000.00	-	-	-	-	77,028,000.00	15,397,643.35	15,710,264.71	31,107,908.06
Personnel Services		47,136,000.00	-	-	47,136,000.00	47,136,000.00	-	-	-	-	47,136,000.00	10,760,887.81	11,182,078.10	21,942,965.91
Maintenance & Other Operating Expenses		29,892,000.00	-	-	29,892,000.00	29,892,000.00	-	-	-	-	29,892,000.00	4,636,755.54	4,528,186.61	9,164,942.15
Capital Outlays		-	-	-	-	-	-	-	-	-	-	-	-	-
Regulation of Regional Health Facilities and Services	330101100002000	-	-	-	-	-	-	-	-	-	-	-	-	-
Personnel Services		-	-	-	-	-	-	-	-	-	-	-	-	-
Maintenance & Other Operating Expenses		-	-	-	-	-	-	-	-	-	-	-	-	-
Capital Outlays		-	-	-	-	-	-	-	-	-	-	-	-	-
CONSUMER HEALTH AND WELFARE SUB-PROGRAM														
Regulation of Health Products and Establishments	330102100001000	-	-	-	-	-	-	-	-	-	-	-	-	-
Personnel Services		-	-	-	-	-	-	-	-	-	-	-	-	-
Maintenance & Other Operating Expenses		-	-	-	-	-	-	-	-	-	-	-	-	-

PROGRAM/ACTIVITY/PROJECT	PREXC CODE	APPROPRIATION				ALLOTMENTS					TOTAL OBLIGATION		
		Authorized Appropriation	Outside Dept.	Within Dept.	Adjusted Appropriations	Amounts Received	Adjustments	(Transfer to)	Transfer from	Adjusted Total Allotments	1st Qtr ending March 31	2nd Qtr ending June 30	TOTAL
						TOTAL	TOTAL		TOTAL				
Capital Outlays		-	-	-	-	-	-	-	-	-	-	-	-
ROUTINE QUARANTINE SERVICES SUB-PROGRAM	33010300000000												
Provision of Quarantine Services and International Health Survei	330103100001000	-	-	-	-	-	-	-	-	-	-	-	-
Personnel Services		-	-	-	-	-	-	-	-	-	-	-	-
Maintenance & Other Operating Expenses		-	-	-	-	-	-	-	-	-	-	-	-
Capital Outlays		-	-	-	-	-	-	-	-	-	-	-	-
Health Technology Assessment		50,952,000.00	-	-	50,952,000.00	50,952,000.00	-	-	-	50,952,000.00	2,489,402.93	5,339,469.19	7,828,872.12
Personnel Services		-	-	-	-	-	-	-	-	-	-	-	-
Maintenance & Other Operating Expenses		50,952,000.00	-	-	50,952,000.00	50,952,000.00	-	-	-	50,952,000.00	2,489,402.93	5,339,469.19	7,828,872.12
Capital Outlays		-	-	-	-	-	-	-	-	-	-	-	-
SUB-TOTAL, 00: ACCESS TO SAFE AND QUALITY HEALTH COMMODITIES, DEV		127,980,000.00	-	-	127,980,000.00	127,980,000.00	-	-	-	127,980,000.00	17,887,046.28	21,049,733.90	38,936,780.18
PREXC 00: ACCESS TO SOCIAL HEALTH PROTECTION ASSURED													
SOCIAL HEALTH PROTECTION PROGRAM													
PROJECTS													
LOCALLY - FUNDED PROJECTS													
Assistance to Indigent Patients either confined or out patient s in	340100100001000	17,008,992,000.00	-	5,522,063,826.06	11,486,928,173.94	17,008,992,000.00	-	5,522,063,826.06	-	11,486,928,173.94	2,997,466.10	3,973,712.52	6,971,178.62
Personnel Services		-	-	-	-	-	-	-	-	-	-	-	-
Maintenance & Other Operating Expenses		17,008,992,000.00	-	5,522,063,826.06	11,486,928,173.94	17,008,992,000.00	-	5,522,063,826.06	-	11,486,928,173.94	2,997,466.10	3,973,712.52	6,971,178.62
Capital Outlays		-	-	-	-	-	-	-	-	-	-	-	-
Cancer Assistance Fund		120,000,000.00	-	-	120,000,000.00	120,000,000.00	-	-	-	120,000,000.00	-	120,000,000.00	120,000,000.00
Personnel Services		-	-	-	-	-	-	-	-	-	-	-	-
Maintenance & Other Operating Expenses		120,000,000.00	-	-	120,000,000.00	120,000,000.00	-	-	-	120,000,000.00	-	120,000,000.00	120,000,000.00
Capital Outlays		-	-	-	-	-	-	-	-	-	-	-	-
SUB-TOTAL, 00: ACCESS TO SOCIAL HEALTH PROTECTION ASSURED		17,128,992,000.00	-	5,522,063,826.06	11,606,928,173.94	17,128,992,000.00	-	5,522,063,826.06	-	11,606,928,173.94	2,997,466.10	123,973,712.52	126,971,178.62
TOTAL, OPERATIONS		71,336,714,000.00	-	30,829,454,295.72	40,507,259,704.28	71,336,714,000.00	-	30,829,454,295.72	-	40,507,259,704.28	2,122,452,986.24	14,638,377,986.66	16,760,830,972.90
TOTAL NEW APPROPRIATIONS		72,783,930,000.00	-	30,966,850,564.70	41,817,079,435.30	72,783,930,000.00	-	30,966,850,564.70	-	41,817,079,435.30	2,683,133,215.38	14,866,080,474.25	17,549,213,689.63
PS		16,624,399,000.00	-	14,649,911,938.98	1,974,487,061.02	16,624,399,000.00	-	14,649,911,938.98	-	1,974,487,061.02	149,013,224.92	1,083,131,715.58	1,232,144,940.50
MOOE		44,543,245,000.00	-	9,023,110,625.72	35,520,134,374.28	44,543,245,000.00	-	9,023,110,625.72	-	35,520,134,374.28	2,531,655,990.46	10,589,443,361.39	13,121,999,351.85
CO		11,616,286,000.00	-	7,293,828,000.00	4,322,458,000.00	11,616,286,000.00	-	7,293,828,000.00	-	4,322,458,000.00	2,464,000.00	3,193,505,397.28	3,195,969,397.28
II. AUTOMATIC APPROPRIATION													
Retirement and Life Insurance Premium	01104102	49,224,000.00	-	-	49,224,000.00	49,224,000.00	-	-	-	49,224,000.00	7,625,441.47	11,885,657.81	19,511,099.28
Personnel Services		49,224,000.00	-	-	49,224,000.00	49,224,000.00	-	-	-	49,224,000.00	7,625,441.47	11,885,657.81	19,511,099.28
Maintenance & Other Operating Expenses		-	-	-	-	-	-	-	-	-	-	-	-
Capital Outlays		-	-	-	-	-	-	-	-	-	-	-	-
Custom and Duties and Taxes	01104105	-	-	170,574,098.00	170,574,098.00	-	170,574,098.00	-	-	170,574,098.00	-	170,574,097.39	170,574,097.39
Personnel Services		-	-	-	-	-	-	-	-	-	-	-	-
Maintenance & Other Operating Expenses		-	-	170,574,098.00	170,574,098.00	-	170,574,098.00	-	-	170,574,098.00	-	170,574,097.39	170,574,097.39
Capital Outlays		-	-	-	-	-	-	-	-	-	-	-	-
Franchise Tax	03104347	29,420,000.00	-	-	29,420,000.00	997,528.00	-	-	-	997,528.00	997,527.30	-	997,527.30
Personnel Services		-	-	-	-	-	-	-	-	-	-	-	-
Maintenance & Other Operating Expenses		29,420,000.00	-	-	29,420,000.00	997,528.00	-	-	-	997,528.00	997,527.30	-	997,527.30
Capital Outlays		-	-	-	-	-	-	-	-	-	-	-	-
Regulation of Health Establishments and Products	03104348	-	-	-	-	-	-	-	-	-	-	-	-
Personnel Services		-	-	-	-	-	-	-	-	-	-	-	-
Maintenance & Other Operating Expenses		-	-	-	-	-	-	-	-	-	-	-	-
Capital Outlays		-	-	-	-	-	-	-	-	-	-	-	-
Provision of Quarantine Services and International Health S	03104349	-	-	-	-	-	-	-	-	-	-	-	-
Personnel Services		-	-	-	-	-	-	-	-	-	-	-	-
Maintenance & Other Operating Expenses		-	-	-	-	-	-	-	-	-	-	-	-
Capital Outlays		-	-	-	-	-	-	-	-	-	-	-	-

PROGRAM/ACTIVITY/PROJECT	PREXC CODE	APPROPRIATION				ALLOTMENTS					TOTAL OBLIGATION		
		Authorized Appropriation	Outside Dept.	Within Dept.	Adjusted Appropriations	Amounts Received	Adjustments	Transfer from	Adjusted Total Allotments	1st Qtr ending March 31	2nd Qtr ending June 30	TOTAL	
						TOTAL	TOTAL						(Transfer to)
Asian Development Bank	04104152	-	-	6,295,793.00	6,295,793.00	-	6,295,793.00	-	-	6,295,793.00	-	-	-
Personnel Services		-	-	-	-	-	-	-	-	-	-	-	-
Maintenance & Other Operating Expenses		-	-	6,295,793.00	6,295,793.00	-	6,295,793.00	-	-	6,295,793.00	-	-	-
Capital Outlays		-	-	-	-	-	-	-	-	-	-	-	-
SUB-TOTAL, AUTOMATIC APPROPRIATION		78,644,000.00	-	176,869,891.00	255,513,891.00	50,221,528.00	176,869,891.00	-	-	227,091,419.00	8,622,968.77	182,459,755.20	191,082,723.97
PS		49,224,000.00	-	-	49,224,000.00	49,224,000.00	-	-	49,224,000.00	7,625,441.47	-	11,885,657.81	19,511,099.28
MOOE		29,420,000.00	-	176,869,891.00	206,289,891.00	997,528.00	176,869,891.00	-	-	177,867,419.00	997,527.30	170,574,097.39	171,571,624.69
CO		-	-	-	-	-	-	-	-	-	-	-	-
III. SPECIAL PURPOSE FUND													
Pension and Graduity Fund	01101407	-	-	-	-	-	-	-	-	-	-	-	-
Personnel Services		-	-	-	-	-	-	-	-	-	-	-	-
Maintenance & Other Operating Expenses		-	-	-	-	-	-	-	-	-	-	-	-
Capital Outlays		-	-	-	-	-	-	-	-	-	-	-	-
Miscellaneous Personnel Benefits Fund	01101406	-	-	172,617,198.95	172,617,198.95	-	336,540,788.00	163,923,589.05	-	172,617,198.95	-	1,272,320.00	1,272,320.00
Personnel Services		-	-	171,162,740.95	171,162,740.95	-	334,577,986.00	163,415,245.05	-	171,162,740.95	-	-	-
Maintenance & Other Operating Expenses		-	-	1,454,458.00	1,454,458.00	-	1,962,802.00	508,344.00	-	1,454,458.00	-	1,272,320.00	1,272,320.00
Capital Outlays		-	-	-	-	-	-	-	-	-	-	-	-
World Bank - Philippine COVID-19 Emergency Response Pro	01105428	-	-	26,159,824,000.00	26,159,824,000.00	-	26,159,824,000.00	-	-	26,159,824,000.00	-	9,169,239,279.61	9,169,239,279.61
Personnel Services		-	-	-	-	-	-	-	-	-	-	-	-
Maintenance & Other Operating Expenses		-	-	25,461,214,000.00	25,461,214,000.00	-	25,461,214,000.00	-	-	25,461,214,000.00	-	8,965,352,416.02	8,965,352,416.02
Capital Outlays		-	-	698,610,000.00	698,610,000.00	-	698,610,000.00	-	-	698,610,000.00	-	203,886,863.59	203,886,863.59
ADB- Health System Enhancement to Address and Limit (HE	01105428	-	-	35,338,673,000.00	35,338,673,000.00	-	35,338,673,000.00	-	-	35,338,673,000.00	-	14,018,517,997.47	14,018,517,997.47
Personnel Services		-	-	-	-	-	-	-	-	-	-	-	-
Maintenance & Other Operating Expenses		-	-	35,000,000,000.00	35,000,000,000.00	-	35,000,000,000.00	-	-	35,000,000,000.00	-	13,720,322,000.00	13,720,322,000.00
Capital Outlays		-	-	338,673,000.00	338,673,000.00	-	338,673,000.00	-	-	338,673,000.00	-	298,195,997.47	298,195,997.47
Contingent Fund	01101402	-	-	2,800,000,000.00	2,800,000,000.00	-	2,800,000,000.00	-	-	2,800,000,000.00	-	-	-
Personnel Services		-	-	-	-	-	-	-	-	-	-	-	-
Maintenance & Other Operating Expenses		-	-	2,800,000,000.00	2,800,000,000.00	-	2,800,000,000.00	-	-	2,800,000,000.00	-	-	-
Capital Outlays		-	-	-	-	-	-	-	-	-	-	-	-
SUB-TOTAL, SPECIAL PURPOSE		-	-	64,471,114,198.95	64,471,114,198.95	-	64,635,037,788.00	163,923,589.05	-	64,471,114,198.95	-	23,189,029,597.08	23,189,029,597.08
PS		-	-	171,162,740.95	171,162,740.95	-	334,577,986.00	163,415,245.05	-	171,162,740.95	-	-	-
MOOE		-	-	63,262,668,458.00	63,262,668,458.00	-	63,263,178,802.00	508,344.00	-	63,262,668,458.00	-	22,686,946,736.02	22,686,946,736.02
CO		-	-	1,037,283,000.00	1,037,283,000.00	-	1,037,283,000.00	-	-	1,037,283,000.00	-	502,082,861.06	502,082,861.06
GRAND TOTAL (CURRENT YEAR 2021)		72,862,574,000.00	-	33,681,133,525.25	106,543,707,525.25	72,834,151,528.00	64,811,907,679.00	31,130,774,153.75	-	106,515,285,053.25	2,691,756,184.15	38,237,569,826.53	40,929,326,010.68
PS		16,673,623,000.00	-	14,478,749,198.03	2,194,873,801.97	16,673,623,000.00	334,577,986.00	14,813,327,184.03	-	2,194,873,801.97	156,638,666.39	1,095,017,373.39	1,251,656,039.78
MOOE		44,572,665,000.00	-	54,416,427,723.28	98,989,092,723.28	44,544,242,528.00	63,440,046,693.00	9,023,618,969.72	-	98,960,670,251.28	2,532,653,517.76	33,446,964,194.80	35,979,617,712.56
CO		11,616,286,000.00	-	6,256,545,000.00	5,359,741,000.00	11,616,286,000.00	1,037,283,000.00	7,293,828,000.00	-	5,359,741,000.00	2,464,000.00	3,695,588,258.34	3,698,052,258.34
I. CONTINUING APPROPRIATIONS													
A. PROGRAMS													
I. GENERAL ADMINISTRATION AND SUPPORT													
General Management and Supervision	100000100001000	982.98	-	54,534.66	55,517.64	982.98	54,534.66	-	-	55,517.64	13,500.00	5,914.23	19,414.23
Personnel Services		32.76	-	-	32.76	32.76	-	-	-	32.76	-	-	-
Maintenance & Other Operating Expenses		950.22	-	54,534.66	55,484.88	950.22	54,534.66	-	-	55,484.88	13,500.00	5,914.23	19,414.23
Capital Outlays		-	-	-	-	-	-	-	-	-	-	-	-
Administration of Personnel Benefits	100000100002000	3,846,363.99	-	-	3,846,363.99	3,846,363.99	-	-	-	3,846,363.99	3,519,693.18	319,422.33	3,839,115.51
Personnel Services		3,846,363.99	-	-	3,846,363.99	3,846,363.99	-	-	-	3,846,363.99	3,519,693.18	319,422.33	3,839,115.51
Maintenance & Other Operating Expenses		-	-	-	-	-	-	-	-	-	-	-	-
Capital Outlays		-	-	-	-	-	-	-	-	-	-	-	-
TOTAL, GASS		3,847,346.97	-	54,534.66	3,901,881.63	3,847,346.97	54,534.66	-	-	3,901,881.63	3,533,193.18	325,336.56	3,858,529.74

PROGRAM/ACTIVITY/PROJECT	PREXC CODE	APPROPRIATION				ALLOTMENTS					TOTAL OBLIGATION		
		Authorized Appropriation	Outside Dept.	Within Dept.	Adjusted Appropriations	Allocments Received	Adjustments	Transfer from	Adjusted Total Allotments	1st Qtr ending March 31	2nd Qtr ending June 30	TOTAL	
						TOTAL	TOTAL						(Transfer to)
II. SUPPORT TO OPERATIONS													
Health Information Technology	20000100001000	397,944,021.91	-	2,930,683.93	400,874,705.84	397,944,021.91	2,930,683.93	-	-	400,874,705.84	30,193,701.00	31,088,119.72	61,281,820.72
Personnel Services		2,197,727.64	-	-	2,197,727.64	2,197,727.64	-	-	-	2,197,727.64	-	-	-
Maintenance & Other Operating Expenses		22,786,802.18	-	2,930,683.93	25,717,486.11	22,786,802.18	2,930,683.93	-	-	25,717,486.11	5,596,200.00	11,289,219.72	16,885,419.72
Capital Outlays		372,959,492.09	-	-	372,959,492.09	372,959,492.09	-	-	-	372,959,492.09	24,597,501.00	19,798,900.00	44,396,401.00
Operations of Regional Offices	20000100002000	-	-	-	-	-	-	-	-	-	-	-	-
Personnel Services		-	-	-	-	-	-	-	-	-	-	-	-
Maintenance & Other Operating Expenses		-	-	-	-	-	-	-	-	-	-	-	-
Capital Outlays		-	-	-	-	-	-	-	-	-	-	-	-
TOTAL, STO		397,944,021.91	-	2,930,683.93	400,874,705.84	397,944,021.91	2,930,683.93	-	-	400,874,705.84	30,193,701.00	31,088,119.72	61,281,820.72
III. OPERATIONS													
PREXC 00 : ACCESS TO PROMOTIVE AND PREVENTIVE HEALTH CARE SERVICES IMPROVED													
HEALTH POLICY AND STANDARDS DEVELOPMENT PROGRAM													
International Health Policy Development and Cooperation	310100100001000	1,956,139.15	-	-	1,956,139.15	1,956,139.15	-	-	-	1,956,139.15	129,900.00	953,464.03	1,083,364.03
Personnel Services		963,760.87	-	-	963,760.87	963,760.87	-	-	-	963,760.87	-	953,464.03	953,464.03
Maintenance & Other Operating Expenses		992,378.28	-	-	992,378.28	992,378.28	-	-	-	992,378.28	129,900.00	-	129,900.00
Capital Outlays		-	-	-	-	-	-	-	-	-	-	-	-
Health Sector Policy and Plan Development	310100100002000	2,672,670.98	-	-	2,672,670.98	2,672,670.98	-	-	-	2,672,670.98	327,936.00	689,211.99	1,017,147.99
Personnel Services		898,764.53	-	-	898,764.53	898,764.53	-	-	-	898,764.53	-	689,211.99	689,211.99
Maintenance & Other Operating Expenses		1,773,906.45	-	-	1,773,906.45	1,773,906.45	-	-	-	1,773,906.45	327,936.00	-	327,936.00
Capital Outlays		-	-	-	-	-	-	-	-	-	-	-	-
Health Sector Research Development	310100100003000	54,883,262.88	-	14,280,000.00	40,603,262.88	54,883,262.88	-	14,280,000.00	-	40,603,262.88	-	13,519,246.88	13,519,246.88
Personnel Services		906,927.83	-	-	906,927.83	906,927.83	-	-	-	906,927.83	-	701,967.50	701,967.50
Maintenance & Other Operating Expenses		53,976,335.05	-	14,280,000.00	39,696,335.05	53,976,335.05	-	14,280,000.00	-	39,696,335.05	-	12,817,279.38	12,817,279.38
Capital Outlays		-	-	-	-	-	-	-	-	-	-	-	-
HEALTH SYSTEMS STRENGTHENING PROGRAM													
SERVICE DELIVERY SUB-PROGRAM													
Health Facility Policy and Plan Development	310201100001000	727,859.41	-	-	727,859.41	727,859.41	-	-	-	727,859.41	599,250.00	-	599,250.00
Personnel Services		39,424.33	-	-	39,424.33	39,424.33	-	-	-	39,424.33	-	-	-
Maintenance & Other Operating Expenses		688,435.08	-	-	688,435.08	688,435.08	-	-	-	688,435.08	599,250.00	-	599,250.00
Capital Outlays		-	-	-	-	-	-	-	-	-	-	-	-
Health Facilities Enhancement Program	310201100002000	177,819,749.77	-	80,800,000.00	97,019,749.77	171,292,699.77	-	80,800,000.00	-	90,492,699.77	15,809,372.05	-	15,809,372.05
Personnel Services		-	-	-	-	-	-	-	-	-	-	-	-
Maintenance & Other Operating Expenses		2,492,699.77	-	-	2,492,699.77	2,492,699.77	-	-	-	2,492,699.77	-	-	-
Capital Outlays		175,327,050.00	-	80,800,000.00	94,527,050.00	168,800,000.00	-	80,800,000.00	-	88,000,000.00	15,809,372.05	-	15,809,372.05
Local Health Systems Development and Assistance	310201100003000	177,131.31	-	-	177,131.31	177,131.31	-	-	-	177,131.31	-	-	-
Personnel Services		543.96	-	-	543.96	543.96	-	-	-	543.96	-	-	-
Maintenance & Other Operating Expenses		176,587.35	-	-	176,587.35	176,587.35	-	-	-	176,587.35	-	-	-
Capital Outlays		-	-	-	-	-	-	-	-	-	-	-	-
Pharmaceutical Management	310201100004000	8,656,279.98	-	-	8,656,279.98	5,656,279.98	-	-	-	5,656,279.98	200,000.00	-	200,000.00
Personnel Services		-	-	-	-	-	-	-	-	-	-	-	-
Maintenance & Other Operating Expenses		8,656,279.98	-	-	8,656,279.98	5,656,279.98	-	-	-	5,656,279.98	200,000.00	-	200,000.00
Capital Outlays		-	-	-	-	-	-	-	-	-	-	-	-
HEALTH HUMAN RESOURCE SUB-PROGRAM													
Human Resource for Health (HRH) Deployment	310202100001000	136,255,056.02	-	3,250.00	136,258,306.02	136,255,056.02	3,250.00	-	-	136,258,306.02	974,610.00	2,133,350.85	3,107,960.85
Personnel Services		524,999.52	-	-	524,999.52	524,999.52	-	-	-	524,999.52	-	520,230.85	520,230.85
Maintenance & Other Operating Expenses		135,730,056.50	-	3,250.00	135,733,306.50	135,730,056.50	3,250.00	-	-	135,733,306.50	974,610.00	1,613,120.00	2,587,730.00
Capital Outlays		-	-	-	-	-	-	-	-	-	-	-	-

PROGRAM/ACTIVITY/PROJECT	PREXC CODE	APPROPRIATION				ALLOTMENTS					TOTAL OBLIGATION		
		Authorized Appropriation	Outside Dept.	Within Dept.	Adjusted Appropriations	Allocments Received	Adjustments	(Transfer to)	Transfer from	Adjusted Total Allotments	1st Qtr ending March 31	2nd Qtr ending June 30	TOTAL
						TOTAL	TOTAL		TOTAL				
Human Resources for Health (HRH) and Institutional Capacity M	310202100002000	226,924.08	-	-	226,924.08	226,924.08	-	-	-	226,924.08	-	5,050.00	5,050.00
Personnel Services		113,340.50	-	-	113,340.50	113,340.50	-	-	-	113,340.50	-	-	-
Maintenance & Other Operating Expenses		113,583.58	-	-	113,583.58	113,583.58	-	-	-	113,583.58	-	5,050.00	5,050.00
Capital Outlays		-	-	-	-	-	-	-	-	-	-	-	-
HEALTH PROMOTION SUB-PROGRAM													
Health Promotion	310203100001000	18,657,103.89	-	-	18,657,103.89	18,657,103.89	-	-	-	18,657,103.89	340,000.00	15,441,307.11	15,781,307.11
Personnel Services		1,861,420.60	-	-	1,861,420.60	1,861,420.60	-	-	-	1,861,420.60	-	98,913.11	98,913.11
Maintenance & Other Operating Expenses		16,795,683.29	-	-	16,795,683.29	16,795,683.29	-	-	-	16,795,683.29	340,000.00	15,342,394.00	15,682,394.00
Capital Outlays		-	-	-	-	-	-	-	-	-	-	-	-
PUBLIC HEALTH PROGRAM													
PUBLIC HEALTH MANAGEMENT SUB-PROGRAM													
Public Health Management	310301100001000	340,287,898.57	-	15,338,130.24	324,949,768.33	340,287,898.57	1,869.76	15,340,000.00	-	324,949,768.33	95,419,290.00	-	95,419,290.00
Personnel Services		636.72	-	-	636.72	636.72	-	-	-	636.72	-	-	-
Maintenance & Other Operating Expenses		340,287,261.85	-	15,338,130.24	324,949,131.61	340,287,261.85	1,869.76	15,340,000.00	-	324,949,131.61	95,419,290.00	-	95,419,290.00
Capital Outlays		-	-	-	-	-	-	-	-	-	-	-	-
Operation of PNAC Secretariat	310301100002000	106,986.48	-	-	106,986.48	106,986.48	-	-	-	106,986.48	-	53,178.82	53,178.82
Personnel Services		19,586.08	-	-	19,586.08	19,586.08	-	-	-	19,586.08	-	-	-
Maintenance & Other Operating Expenses		87,400.40	-	-	87,400.40	87,400.40	-	-	-	87,400.40	-	53,178.82	53,178.82
Capital Outlays		-	-	-	-	-	-	-	-	-	-	-	-
Complementary Feeding Program		62,000,000.00	-	-	62,000,000.00	62,000,000.00	-	-	-	62,000,000.00	62,000,000.00	-	62,000,000.00
Personnel Services		-	-	-	-	-	-	-	-	-	-	-	-
Maintenance & Other Operating Expenses		62,000,000.00	-	-	62,000,000.00	62,000,000.00	-	-	-	62,000,000.00	62,000,000.00	-	62,000,000.00
Capital Outlays		-	-	-	-	-	-	-	-	-	-	-	-
ENVIRONMENTAL AND OCCUPATIONAL HEALTH SUB-PROGRAM													
Environmental and Occupational Health	310302100001000	-	-	-	-	-	-	-	-	-	-	-	-
Personnel Services		-	-	-	-	-	-	-	-	-	-	-	-
Maintenance & Other Operating Expenses		-	-	-	-	-	-	-	-	-	-	-	-
Capital Outlays		-	-	-	-	-	-	-	-	-	-	-	-
NATIONAL IMMUNIZATION SUB-PROGRAM													
National Immunization	310303100001000	4,191,691,318.74	-	361,515,612.00	3,830,175,706.74	4,191,691,318.74	-	361,515,612.00	-	3,830,175,706.74	369,447,678.58	3,327,496,412.10	3,696,944,090.68
Personnel Services		-	-	-	-	-	-	-	-	-	-	-	-
Maintenance & Other Operating Expenses		4,191,691,318.74	-	361,515,612.00	3,830,175,706.74	4,191,691,318.74	-	361,515,612.00	-	3,830,175,706.74	369,447,678.58	3,327,496,412.10	3,696,944,090.68
Capital Outlays		-	-	-	-	-	-	-	-	-	-	-	-
FAMILY HEALTH SUB-PROGRAM													
Family Health , Nutrition and Responsible Parenting	310304100001000	307,245,917.22	-	-	307,245,917.22	307,245,917.22	-	-	-	307,245,917.22	180,275,440.00	-	180,275,440.00
Personnel Services		-	-	-	-	-	-	-	-	-	-	-	-
Maintenance & Other Operating Expenses		307,245,917.22	-	-	307,245,917.22	307,245,917.22	-	-	-	307,245,917.22	180,275,440.00	-	180,275,440.00
Capital Outlays		-	-	-	-	-	-	-	-	-	-	-	-
ELIMINATION OF INFECTIOUS DISEASES PROGRAM													
Elimination of Disease such as Malaria, Schistosomiasis, Lepros	310305100001000	9,033,914.70	-	-	9,033,914.70	9,033,914.70	-	-	-	9,033,914.70	-	-	-
Personnel Services		-	-	-	-	-	-	-	-	-	-	-	-
Maintenance & Other Operating Expenses		9,033,914.70	-	-	9,033,914.70	9,033,914.70	-	-	-	9,033,914.70	-	-	-
Capital Outlays		-	-	-	-	-	-	-	-	-	-	-	-
Rabies Control	310305100002000	20,103,591.50	-	-	20,103,591.50	20,103,591.50	-	-	-	20,103,591.50	-	-	-
Personnel Services		-	-	-	-	-	-	-	-	-	-	-	-
Maintenance & Other Operating Expenses		20,103,591.50	-	-	20,103,591.50	20,103,591.50	-	-	-	20,103,591.50	-	-	-
Capital Outlays		-	-	-	-	-	-	-	-	-	-	-	-
PREVENTION AND CONTROL OF INFECTIOUS DISEASES SUB-PROGRAM													

PROGRAM/ACTIVITY/PROJECT	PREXC CODE	APPROPRIATION				ALLOTMENTS					TOTAL OBLIGATION		
		Authorized Appropriation	Outside Dept.	Within Dept.	Adjusted Appropriations	Allocations Received	Adjustments	(Transfer to)	Transfer from	Adjusted Total Allotments	1st Qtr ending March 31	2nd Qtr ending June 30	TOTAL
						TOTAL	TOTAL		TOTAL				
Prevention and Control of Other Infectious Disease	310306100001000	87,408,806.02	-	-	87,408,806.02	87,408,806.02	-	-	-	87,408,806.02	26,689,433.00	18,000,791.00	44,690,224.00
Personnel Services		-	-	-	-	-	-	-	-	-	-	-	-
Maintenance & Other Operating Expenses		87,408,806.02	-	-	87,408,806.02	87,408,806.02	-	-	-	87,408,806.02	26,689,433.00	18,000,791.00	44,690,224.00
Capital Outlays		-	-	-	-	-	-	-	-	-	-	-	-
TB Control	310306100002000	7,814,088.80	-	-	7,814,088.80	7,814,088.80	-	-	-	7,814,088.80	-	-	-
Personnel Services		-	-	-	-	-	-	-	-	-	-	-	-
Maintenance & Other Operating Expenses		5,817,588.80	-	-	5,817,588.80	5,817,588.80	-	-	-	5,817,588.80	-	-	-
Capital Outlays		1,996,500.00	-	-	1,996,500.00	1,996,500.00	-	-	-	1,996,500.00	-	-	-
Assistance to Philippine Tuberculosis	310306100003000	-	-	-	-	-	-	-	-	-	-	-	-
Personnel Services		-	-	-	-	-	-	-	-	-	-	-	-
Maintenance & Other Operating Expenses		-	-	-	-	-	-	-	-	-	-	-	-
Capital Outlays		-	-	-	-	-	-	-	-	-	-	-	-
NON COMMUNICABLE DISEASES SUB-PROGRAM													
Prevention and Control of Non-Communicable Diseases	310307100001000	236,667.21	-	-	236,667.21	236,667.21	-	-	-	236,667.21	-	-	-
Personnel Services		-	-	-	-	-	-	-	-	-	-	-	-
Maintenance & Other Operating Expenses		236,667.21	-	-	236,667.21	236,667.21	-	-	-	236,667.21	-	-	-
Capital Outlays		-	-	-	-	-	-	-	-	-	-	-	-
EPIDEMIOLOGY AND SURVEILLANCE PROGRAM													
Epidemiology and Surveillance	310400100001000	1,241,868.86	-	-	1,241,868.86	1,241,868.86	-	-	-	1,241,868.86	-	300,000.00	300,000.00
Personnel Services		71,441.01	-	-	71,441.01	71,441.01	-	-	-	71,441.01	-	-	-
Maintenance & Other Operating Expenses		1,170,427.85	-	-	1,170,427.85	1,170,427.85	-	-	-	1,170,427.85	-	300,000.00	300,000.00
Capital Outlays		-	-	-	-	-	-	-	-	-	-	-	-
HEALTH EMERGENCY MANAGEMENT PROGRAM													
Health Emergency Preparedness and Response	310500100001000	8,000,453.36	-	1,900,000.00	6,100,453.36	8,000,453.36	-	1,900,000.00	-	6,100,453.36	2,500,000.00	2,241,000.00	4,741,000.00
Personnel Services		1,420.95	-	-	1,420.95	1,420.95	-	-	-	1,420.95	-	-	-
Maintenance & Other Operating Expenses		7,999,032.41	-	1,900,000.00	6,099,032.41	7,999,032.41	-	1,900,000.00	-	6,099,032.41	2,500,000.00	2,241,000.00	4,741,000.00
Capital Outlays		-	-	-	-	-	-	-	-	-	-	-	-
Quick Response Fund	310500100002000	49,685,607.58	-	36,200,000.00	13,485,607.58	49,685,607.58	-	36,200,000.00	-	13,485,607.58	4,277,000.00	-	4,277,000.00
Personnel Services		-	-	-	-	-	-	-	-	-	-	-	-
Maintenance & Other Operating Expenses		9,208,352.66	-	-	9,208,352.66	9,208,352.66	-	-	-	9,208,352.66	-	-	-
Capital Outlays		40,477,254.92	-	36,200,000.00	4,277,254.92	40,477,254.92	-	36,200,000.00	-	4,277,254.92	4,277,000.00	-	4,277,000.00
SUB-TOTAL, 00 : ACCESS TO PROMOTIVE AND PREVENTIVE HEALTH CARE SERVICES IMPROVED		5,486,889,296.51	-	510,030,492.24	4,976,858,804.27	5,477,362,246.51	5,119.76	510,035,612.00	-	4,967,331,754.27	758,989,909.63	3,380,833,012.78	4,139,822,922.41
PREXC 00 : ACCESS TO CURATIVE AND REHABILITATIVE HEALTH CARE SERVICES IMPROVED													
HEALTH FACILITIES OPERATION PROGRAM													
CURATIVE HEALTH CARE SUB-PROGRAM													
Operation of Blood Centers and National Voluntary Blood Service	320101100001000	73,945,411.66	-	4,326,584.73	69,618,826.93	73,945,411.66	827.35	4,327,412.08	-	69,618,826.93	29,195,965.05	1,261,246.29	30,457,211.34
Personnel Services		1,142,587.84	-	-	1,142,587.84	1,142,587.84	-	-	-	1,142,587.84	-	1,124,523.09	1,124,523.09
Maintenance & Other Operating Expenses		72,802,823.82	-	4,326,584.73	68,476,239.09	72,802,823.82	827.35	4,327,412.08	-	68,476,239.09	29,195,965.05	136,723.20	29,332,688.25
Capital Outlays		-	-	-	-	-	-	-	-	-	-	-	-
Operation of DOH Hospitals in Metro Manila (MM)	320101100002000	-	-	-	-	-	-	-	-	-	-	-	-
Personnel Services		-	-	-	-	-	-	-	-	-	-	-	-
Maintenance & Other Operating Expenses		-	-	-	-	-	-	-	-	-	-	-	-
Capital Outlays		-	-	-	-	-	-	-	-	-	-	-	-
Operation of DOH Regional Hospitals and Other Health Facilities	320101100003000	-	-	-	-	-	-	-	-	-	-	-	-
Personnel Services		-	-	-	-	-	-	-	-	-	-	-	-
Maintenance & Other Operating Expenses		-	-	-	-	-	-	-	-	-	-	-	-
Capital Outlays		-	-	-	-	-	-	-	-	-	-	-	-
Operation of National Reference Laboratories	320101100004000	-	-	-	-	-	-	-	-	-	-	-	-

PROGRAM/ACTIVITY/PROJECT	PREXC CODE	APPROPRIATION				ALLOTMENTS					TOTAL OBLIGATION		
		Authorized Appropriation	Outside Dept.	Within Dept.	Adjusted Appropriations	Amounts Received	Adjustments	Transfer from	Adjusted Total Allotments	1st Qtr ending March 31	2nd Qtr ending June 30	TOTAL	
						TOTAL	TOTAL						(Transfer to)
Personnel Services		-	-	-	-	-	-	-	-	-	-	-	
Maintenance & Other Operating Expenses		-	-	-	-	-	-	-	-	-	-	-	
Capital Outlays		-	-	-	-	-	-	-	-	-	-	-	
REHABILITATIVE HEALTH CARE SUB-PROGRAM													
Operation of Dangerous Drug Abuse Treatment and Rehabilitation	320102100001000	3,629,000.00	-	600,000.00	3,029,000.00	3,629,000.00	-	600,000.00	-	3,029,000.00	-	-	
Personnel Services		-	-	-	-	-	-	-	-	-	-	-	
Maintenance & Other Operating Expenses		300,000.00	-	-	300,000.00	300,000.00	-	-	-	300,000.00	-	-	
Capital Outlays		3,329,000.00	-	600,000.00	2,729,000.00	3,329,000.00	-	600,000.00	-	2,729,000.00	-	-	
SUB-TOTAL, 00 : ACCESS TO CURATIVE AND REHABILITATIVE HEALTH CARE		77,574,411.66	-	4,926,584.73	72,647,826.93	77,574,411.66	827.35	4,927,412.08	-	72,647,826.93	29,195,965.05	1,261,246.29	30,457,211.34
PREXC 00 : ACCESS TO SAFE AND QUALITY HEALTH COMMODITIES, DEVICES AND FACILITIES ENSURED													
HEALTH REGULATORY PROGRAM													
HEALTH FACILITIES AND SERVICES REGULATION SUB-PROGRAM													
Regulations of Health Facilities and Services	330101100001000	1,218,084.91	-	-	1,218,084.91	1,218,084.91	-	-	-	1,218,084.91	-	-	
Personnel Services		114,222.92	-	-	114,222.92	114,222.92	-	-	-	114,222.92	-	-	
Maintenance & Other Operating Expenses		1,103,861.99	-	-	1,103,861.99	1,103,861.99	-	-	-	1,103,861.99	-	-	
Capital Outlays		-	-	-	-	-	-	-	-	-	-	-	
Regulation of Regional Health Facilities and Services	330101100002000	-	-	-	-	-	-	-	-	-	-	-	
Personnel Services		-	-	-	-	-	-	-	-	-	-	-	
Maintenance & Other Operating Expenses		-	-	-	-	-	-	-	-	-	-	-	
Capital Outlays		-	-	-	-	-	-	-	-	-	-	-	
CONSUMER HEALTH AND WELFARE SUB-PROGRAM													
Regulation of Health Products and Establishments	330102100001000	-	-	-	-	-	-	-	-	-	-	-	
Personnel Services		-	-	-	-	-	-	-	-	-	-	-	
Maintenance & Other Operating Expenses		-	-	-	-	-	-	-	-	-	-	-	
Capital Outlays		-	-	-	-	-	-	-	-	-	-	-	
ROUTINE QUARANTINE SERVICES SUB-PROGRAM													
Provision of Quarantine Services and International Health Surveil	330103100001000	-	-	-	-	-	-	-	-	-	-	-	
Personnel Services		-	-	-	-	-	-	-	-	-	-	-	
Maintenance & Other Operating Expenses		-	-	-	-	-	-	-	-	-	-	-	
Capital Outlays		-	-	-	-	-	-	-	-	-	-	-	
SUB-TOTAL, 00: ACCESS TO SAFE AND QUALITY HEALTH COMMODITIES, DEV		1,218,084.91	-	-	1,218,084.91	1,218,084.91	-	-	-	1,218,084.91	-	-	
PREXC 00: ACCESS TO SOCIAL HEALTH PROTECTION ASSURED													
SOCIAL HEALTH PROTECTION PROGRAM													
PROJECTS													
LOCALLY - FUNDED PROJECTS													
Assistance to Indigent Patients either confined or out patient s in	340100100001000	2,767,976,084.62	-	1,412,448,203.75	1,355,527,880.87	1,724,476,084.62	-	1,412,448,203.75	-	312,027,880.87	-	179,100,000.00	179,100,000.00
Personnel Services		-	-	-	-	-	-	-	-	-	-	-	
Maintenance & Other Operating Expenses		2,767,976,084.62	-	1,412,448,203.75	1,355,527,880.87	1,724,476,084.62	-	1,412,448,203.75	-	312,027,880.87	-	179,100,000.00	179,100,000.00
Capital Outlays		-	-	-	-	-	-	-	-	-	-	-	
SUB-TOTAL, 00: ACCESS TO SOCIAL HEALTH PROTECTION ASSURED		2,767,976,084.62	-	1,412,448,203.75	1,355,527,880.87	1,724,476,084.62	-	1,412,448,203.75	-	312,027,880.87	-	179,100,000.00	179,100,000.00
TOTAL, OPERATIONS		8,333,657,877.70	-	1,927,405,280.72	6,406,252,596.98	7,280,630,827.70	5,947.11	1,927,411,227.83	-	5,353,225,546.98	788,185,874.68	3,561,194,259.07	4,349,380,133.75
TOTAL SPECIFIC BUDGET (CONAP 2019)		8,735,449,246.58	-	1,924,420,062.13	6,811,029,184.45	7,682,422,196.58	2,991,165.70	1,927,411,227.83	-	5,758,002,134.45	621,912,768.86	3,592,607,715.35	4,414,520,484.21
PS		12,703,202.05	-	-	12,703,202.05	12,703,202.05	-	-	-	12,703,202.05	3,519,693.18	4,407,732.90	7,927,426.08
MOOE		8,128,656,747.52	-	1,806,820,062.13	6,321,836,685.39	7,082,156,747.52	2,991,165.70	1,809,811,227.83	-	5,275,336,685.39	773,709,202.63	3,568,401,082.45	4,342,110,285.08
CO		594,089,297.01	-	117,600,000.00	476,489,297.01	587,562,247.01	-	117,600,000.00	-	469,962,247.01	44,683,873.05	19,798,900.00	64,482,773.05
III. SPECIAL PURPOSE FUND													
Bayanihan Act II, RA#11494 (SARO-BMB-B-20-0018167), vali	01102414	-	-	1,384,612,203.39	1,384,612,203.39	302,962,670.44	7,640,000.00	1,074,009,532.95	-	1,384,612,203.39	699,264,636.90	668,988,659.39	1,368,253,296.29
Personnel Services		-	-	-	-	-	-	-	-	-	-	-	
Maintenance & Other Operating Expenses		-	-	1,384,612,203.39	1,384,612,203.39	302,962,670.44	7,640,000.00	1,074,009,532.95	-	1,384,612,203.39	699,264,636.90	668,988,659.39	1,368,253,296.29
Capital Outlays		-	-	-	-	-	-	-	-	-	-	-	

PROGRAM/ACTIVITY/PROJECT	PREXC CODE	APPROPRIATION				ALLOTMENTS					TOTAL OBLIGATION			
		Authorized Appropriation	Outside Dept.	Within Dept.	Adjusted Appropriations	Amounts Received	Adjustments	(Transfer to)	Transfer from	Adjusted Total Allotments	1st Qtr ending March 31	2nd Qtr ending June 30	TOTAL	
						TOTAL	TOTAL		TOTAL					
GRAND TOTAL (CURRENT + CONAP)		81,598,023,246.58	-	44,757,269,794.00	126,355,293,040.58	82,410,861,545.71	87,197,358,432.72	-	44,334,376,459.85	-	125,273,843,518.58	8,462,989,037.07	48,462,796,676.56	56,925,785,713.63
PS		16,686,326,202.05	-	14,102,580,651.32	2,583,745,550.73	17,444,199,094.60	2,549,872,906.00	-	17,410,326,449.87	-	2,583,745,550.73	160,158,359.57	1,147,986,490.41	1,308,144,849.98
MOE		52,701,321,747.52	-	65,233,995,445.32	117,935,317,192.84	52,762,814,204.10	83,610,202,526.72	-	19,512,622,009.98	-	116,860,394,720.84	8,255,682,804.45	43,599,423,027.81	51,855,105,832.26
CO		12,210,375,297.01	-	6,374,145,000.00	5,836,230,297.01	12,203,848,247.01	1,037,283,000.00	-	7,411,428,000.00	-	5,829,703,247.01	47,147,873.05	3,715,387,158.34	3,762,535,031.39

Department: Department of Health (DOH)

Agency: Office of the Secretary

Operating Unit: All

Organization Code (UACS): 130010000000

Fund Cluster: 01 - Regular Agency Fund, 04 - Special Accounts/ For

Current Year Appropriations

Continuing Appropriations

PROGRAM/ACTIVITY/PROJECT	PREXC CODE	TOTAL DISBURSEMENT			BALANCES			
		1st Qtr ending March 31	2nd Qtr ending June 30	TOTAL	Unreleased Appropriation	Unobligated Allotment	UNPAID OBLIGATION	
							Due and Demandable	Not Yet Due and Demandable
I. NEW APPROPRIATION (CURRENT)								
A. PROGRAMS								
I. GENERAL ADMINISTRATION AND SUPPORT								
General Management and Supervision	100000100001000	115,652,241.59	142,395,669.01	258,047,910.60	-	320,803,188.12	-	58,473,201.28
Personnel Services		74,126,006.89	82,282,570.53	156,408,577.42	-	175,844,459.19	-	7,207,963.39
Maintenance & Other Operating Expenses		41,526,234.70	60,113,098.48	101,639,333.18	-	144,958,728.93	-	51,265,237.89
Capital Outlays		-	-	-	-	-	-	-
Administration of Personnel Benefits	100000100002000	6,056,357.20	33,841,616.00	39,897,973.20	-	82,981,457.82	-	-
Personnel Services		6,056,357.20	33,841,616.00	39,897,973.20	-	82,981,457.82	-	-
Maintenance & Other Operating Expenses		-	-	-	-	-	-	-
Capital Outlays		-	-	-	-	-	-	-
TOTAL, GASS		121,708,598.79	176,237,285.01	297,945,883.80	-	403,784,645.94	-	58,473,201.28
II. SUPPORT TO OPERATIONS								
Health Information Technology	200000100001000	14,005,393.64	16,842,652.97	30,848,046.61	-	42,896,331.65	-	23,564,621.74
Personnel Services		4,624,572.26	756,346.86	5,380,919.12	-	788,110.81	-	6,970.07
Maintenance & Other Operating Expenses		9,380,821.38	16,086,306.11	25,467,127.49	-	42,108,220.84	-	23,557,651.67
Capital Outlays		-	-	-	-	-	-	-
Operations of Regional Offices	200000100002000	-	-	-	-	-	-	-
Personnel Services		-	-	-	-	-	-	-
Maintenance & Other Operating Expenses		-	-	-	-	-	-	-
Capital Outlays		-	-	-	-	-	-	-
Procurement and Supply Chain Management Service		161,604.16	33,594,795.04	33,756,399.20	-	74,756,036.70	-	343,794,564.10
Personnel Services		-	-	-	-	-	-	-
Maintenance & Other Operating Expenses		161,604.16	33,594,795.04	33,756,399.20	-	74,756,036.70	-	343,794,564.10
Capital Outlays		-	-	-	-	-	-	-
TOTAL, STO		14,166,997.80	50,437,448.01	64,604,445.81	-	117,652,368.35	-	367,359,185.84
III. OPERATIONS								
PREXC OO : ACCESS TO PROMOTIVE AND PREVENTIVE HEALTH CARE SERV								
HEALTH POLICY AND STANDARDS DEVELOPMENT PROGRAM								
International Health Policy Development and Cooperation	310100100001000	6,796,023.19	6,891,761.41	13,687,784.60	-	25,178,698.93	-	2,099,516.47
Personnel Services		4,125,578.38	4,370,327.49	8,495,905.87	-	14,560,044.41	-	623,049.72
Maintenance & Other Operating Expenses		2,670,444.81	2,521,433.92	5,191,878.73	-	10,618,654.52	-	1,476,466.75
Capital Outlays		-	-	-	-	-	-	-
Health Sector Policy and Plan Development	310100100002000	9,791,997.33	11,450,355.59	21,242,352.92	-	27,333,258.56	-	2,119,388.52
Personnel Services		6,451,962.07	6,707,260.53	13,159,222.60	-	12,981,659.74	-	818,117.66
Maintenance & Other Operating Expenses		3,340,035.26	4,743,095.06	8,083,130.32	-	14,351,598.82	-	1,301,270.86
Capital Outlays		-	-	-	-	-	-	-
Health Sector Research Development	310100100003000	3,952,489.30	5,102,354.88	9,054,844.18	-	73,951,751.57	-	66,475,982.25
Personnel Services		-	-	-	-	57,844,000.00	-	-
Maintenance & Other Operating Expenses		3,952,489.30	5,102,354.88	9,054,844.18	-	16,107,751.57	-	66,475,982.25
Capital Outlays		-	-	-	-	-	-	-

PROGRAM/ACTIVITY/PROJECT	PREXC CODE	TOTAL DISBURSEMENT			BALANCES			
		1st Qtr ending March 31	2nd Qtr ending June 30	TOTAL	Unreleased Appropriation	Unobligated Allotment	UNPAID OBLIGATION	
							Due and Demandable	Not Yet Due and Demandable
		-	-	-	-	-	-	-
HEALTH SYSTEMS STRENGTHENING PROGRAM		-	-	-	-	-	-	-
SERVICE DELIVERY SUB-PROGRAM		-	-	-	-	-	-	-
Health Facility Policy and Plan Development	310201100001000	9,723,788.39	11,440,064.09	21,163,852.48	-	78,631,012.99	-	6,593,103.64
Personnel Services		7,038,108.09	7,180,298.22	14,218,406.31	-	13,426,091.74	-	833,501.95
Maintenance & Other Operating Expenses		2,685,680.30	4,259,765.87	6,945,446.17	-	65,204,921.25	-	5,759,601.69
Capital Outlays		-	-	-	-	-	-	-
Health Facilities Enhancement Program	310201100002000	3,749,466.52	5,656,535.17	9,406,001.69	-	402,990,334.32	-	294,374,169.59
Personnel Services		-	-	-	-	-	-	-
Maintenance & Other Operating Expenses		3,749,466.52	5,656,535.17	9,406,001.69	-	40,090,334.32	-	3,004,169.59
Capital Outlays		-	-	-	-	362,900,000.00	-	291,370,000.00
Local Health Systems Development and Assistance	310201100003000	5,318,401.42	5,770,970.59	11,089,372.01	-	27,287,496.44	-	3,295,513.15
Personnel Services		4,397,558.04	4,528,002.10	8,925,560.14	-	1,387,509.99	-	413,929.87
Maintenance & Other Operating Expenses		920,843.38	1,242,968.49	2,163,811.87	-	25,899,986.45	-	2,881,583.28
Capital Outlays		-	-	-	-	-	-	-
Pharmaceutical Management	310201100004000	2,820,686.54	3,743,731.19	6,564,417.73	-	205,375,264.98	-	2,222,276.29
Personnel Services		-	-	-	-	-	-	-
Maintenance & Other Operating Expenses		2,820,686.54	3,743,731.19	6,564,417.73	-	205,375,264.98	-	2,222,276.29
Capital Outlays		-	-	-	-	-	-	-
HEALTH HUMAN RESOURCE SUB-PROGRAM		-	-	-	-	-	-	-
Human Resource for Health (HRH) Deployment	310202100001000	9,629,818.47	15,154,945.51	24,784,763.98	-	706,154,225.48	-	949,365,839.54
Personnel Services		5,794,563.47	6,500,542.27	12,295,105.74	-	272,851,014.57	-	902,876,509.69
Maintenance & Other Operating Expenses		3,835,255.00	8,654,403.24	12,489,658.24	-	433,303,210.91	-	46,489,329.85
Capital Outlays		-	-	-	-	-	-	-
Human Resources for Health (HRH) and Institutional Capacity M	310202100002000	7,836,934.81	13,052,177.70	20,889,112.51	-	73,520,652.17	-	12,363,235.32
Personnel Services		4,954,088.79	5,322,067.21	10,276,156.00	-	26,469,466.72	-	829,377.28
Maintenance & Other Operating Expenses		2,882,846.02	7,730,110.49	10,612,956.51	-	47,051,185.45	-	11,533,858.04
Capital Outlays		-	-	-	-	-	-	-
HEALTH PROMOTION SUB-PROGRAM		-	-	-	-	-	-	-
Health Promotion	310203100001000	8,321,625.86	10,901,322.06	19,222,947.92	-	97,799,973.87	-	25,248,440.21
Personnel Services		2,995,278.81	2,716,761.09	5,712,039.90	-	22,400,915.28	-	401,044.82
Maintenance & Other Operating Expenses		5,326,347.05	8,184,560.97	13,510,908.02	-	75,399,058.59	-	24,847,395.39
Capital Outlays		-	-	-	-	-	-	-
PUBLIC HEALTH PROGRAM		-	-	-	-	-	-	-
PUBLIC HEALTH MANAGEMENT SUB-PROGRAM		-	-	-	-	-	-	-
Health System Enhancement to Address and Limit (HEAL) COVI	310301100001000	-	864,452,895.30	864,452,895.30	-	1,324,191,993.50	-	2,016,859,111.20
Personnel Services		-	-	-	-	-	-	-
Maintenance & Other Operating Expenses		-	5,763,866.88	5,763,866.88	-	1,324,191,993.50	-	28,120,139.62
Capital Outlays		-	858,689,028.42	858,689,028.42	-	-	-	1,988,738,971.58
Philippines COVID-19 Emergency Response Project (ERP) (Loa	310301100001000	2,752,936.57	3,615,355.93	6,368,292.50	-	808,843,139.52	-	235,782,567.98
Personnel Services		-	-	-	-	-	-	-
Maintenance & Other Operating Expenses		2,752,936.57	3,615,355.93	6,368,292.50	-	183,210,536.80	-	181,415,170.70
Capital Outlays		-	-	-	-	625,632,602.72	-	54,367,397.28
Covid-19 Laboratory Network Commodities	310301100001000	-	-	-	-	124,000,000.00	-	-
Personnel Services		-	-	-	-	-	-	-

PROGRAM/ACTIVITY/PROJECT	PREXC CODE	TOTAL DISBURSEMENT			BALANCES			
		1st Qtr ending March 31	2nd Qtr ending June 30	TOTAL	Unreleased Appropriation	Unobligated Allotment	UNPAID OBLIGATION	
							Due and Demandable	Not Yet Due and Demandable
Maintenance & Other Operating Expenses		-	-	-	-	124,000,000.00	-	-
Capital Outlays		-	-	-	-	-	-	-
Public Health Management	310301100001000	9,626,700.01	15,561,334.36	25,188,034.37	-	318,184,381.69	-	74,445,869.62
Personnel Services		74,394.06	341,399.09	415,793.15	-	5,206.84	-	0.01
Maintenance & Other Operating Expenses		9,552,305.95	15,219,935.27	24,772,241.22	-	318,179,174.85	-	74,445,869.61
Capital Outlays		-	-	-	-	-	-	-
Operation of PNAC Secretariat		1,390,647.56	1,527,967.15	2,918,614.71	-	29,514,476.98	-	367,908.31
Personnel Services		988,013.51	1,016,256.84	2,004,270.35	-	22,447,423.85	-	140,305.80
Maintenance & Other Operating Expenses		402,634.05	511,710.31	914,344.36	-	5,054,053.13	-	227,602.51
Capital Outlays		-	-	-	-	2,013,000.00	-	-
		-	-	-	-	-	-	-
Complementary Feeding Program	310301100002000	-	-	-	-	100,000,000.00	-	-
Personnel Services		-	-	-	-	-	-	-
Maintenance & Other Operating Expenses		-	-	-	-	100,000,000.00	-	-
Capital Outlays		-	-	-	-	-	-	-
		-	-	-	-	-	-	-
ENVIRONMENTAL AND OCCUPATIONAL HEALTH SUB-PROGRAM		-	-	-	-	-	-	-
Environmental and Occupational Health	310302100001000	-	-	-	-	2,062,000.00	-	-
Personnel Services		-	-	-	-	-	-	-
Maintenance & Other Operating Expenses		-	-	-	-	2,062,000.00	-	-
Capital Outlays		-	-	-	-	-	-	-
		-	-	-	-	-	-	-
FAMILY HEALTH SUB-PROGRAM		-	-	-	-	-	-	-
Family Health , Immunization, Nutrition and Responsible Parenting	310304100001000	23,483,122.80	65,073,368.07	88,556,490.87	-	2,975,579,356.43	-	7,252,463,540.69
Personnel Services		-	-	-	-	-	-	-
Maintenance & Other Operating Expenses		23,483,122.80	65,073,368.07	88,556,490.87	-	2,975,579,356.43	-	7,252,463,540.69
Capital Outlays		-	-	-	-	-	-	-
		-	-	-	-	-	-	-
PREVENTION AND CONTROL OF INFECTIOUS DISEASES SUB-PROGRAM		-	-	-	-	-	-	-
Prevention and Control Communicable Diseases	310306100001000	-	2,121,327,763.04	2,121,327,763.04	-	4,218,570,333.99	-	1,066,054,902.97
Personnel Services		-	-	-	-	-	-	-
Maintenance & Other Operating Expenses		-	2,121,327,763.04	2,121,327,763.04	-	4,218,570,333.99	-	1,066,054,902.97
Capital Outlays		-	-	-	-	-	-	-
		-	-	-	-	-	-	-
Assistance to Philippine Tuberculosis	310306100003000	-	14,048,000.00	14,048,000.00	-	-	-	-
Personnel Services		-	-	-	-	-	-	-
Maintenance & Other Operating Expenses		-	14,048,000.00	14,048,000.00	-	-	-	-
Capital Outlays		-	-	-	-	-	-	-
		-	-	-	-	-	-	-
NON COMMUNICABLE DISEASES SUB-PROGRAM		-	-	-	-	-	-	-
Prevention and Control of Non-Communicable Diseases	310307100001000	-	426,150,978.06	426,150,978.06	-	292,021.94	-	136,000,000.00
Personnel Services		-	-	-	-	-	-	-
Maintenance & Other Operating Expenses		-	426,150,978.06	426,150,978.06	-	292,021.94	-	136,000,000.00
Capital Outlays		-	-	-	-	-	-	-
		-	-	-	-	-	-	-
National Integrated Cancer Control Program, Including Cancer M	310307100001000	-	-	-	-	-	-	500,000,000.00
Personnel Services		-	-	-	-	-	-	-
Maintenance & Other Operating Expenses		-	-	-	-	-	-	500,000,000.00
Capital Outlays		-	-	-	-	-	-	-
		-	-	-	-	-	-	-
EPIDEMIOLOGY AND SURVEILLANCE PROGRAM		-	-	-	-	-	-	-
Epidemiology and Surveillance	310400100001000	19,640,235.38	27,474,168.83	47,114,404.21	-	39,414,043.14	-	50,583,655.85
Personnel Services		4,766,962.70	4,953,474.65	9,720,437.35	-	4,734,891.80	-	698,670.85
Maintenance & Other Operating Expenses		14,873,272.68	22,520,694.18	37,393,966.86	-	34,679,151.34	-	49,884,985.00
Capital Outlays		-	-	-	-	-	-	-
		-	-	-	-	-	-	-
HEALTH EMERGENCY MANAGEMENT PROGRAM		-	-	-	-	-	-	-

PROGRAM/ACTIVITY/PROJECT	PREXC CODE	TOTAL DISBURSEMENT			BALANCES			
		1st Qtr ending March 31	2nd Qtr ending June 30	TOTAL	Unreleased Appropriation	Unobligated Allotment	UNPAID OBLIGATION	
							Due and Demandable	Not Yet Due and Demandable
Health Emergency Preparedness and Response	310500100001000	7,099,917.72	8,913,771.58	16,013,689.30	-	91,051,994.25	-	59,084,316.45
Personnel Services		4,754,770.88	2,312,532.14	7,067,303.02	-	1,522,739.04	-	37,957.94
Maintenance & Other Operating Expenses		2,345,146.84	6,264,639.44	8,609,786.28	-	60,322,255.21	-	59,042,958.51
Capital Outlays		-	336,600.00	336,600.00	-	29,207,000.00	-	3,400.00
Quick Response Fund		12,600,000.00	130,114.27	12,730,114.27	-	227,314,400.54	-	2,557,718.39
Personnel Services		-	-	-	-	-	-	-
Maintenance & Other Operating Expenses		12,600,000.00	130,114.27	12,730,114.27	-	120,578,400.54	-	93,718.39
Capital Outlays		-	-	-	-	106,736,000.00	-	2,464,000.00
		-	-	-	-	-	-	-
SUB-TOTAL, 00 : ACCESS TO PROMOTIVE AND PREVENTIVE HEALTH CARE SERVICES		144,534,791.87	3,637,439,934.78	3,781,974,726.65	-	11,977,240,811.29	-	12,758,357,056.44
		-	-	-	-	-	-	-
PREXC OO : ACCESS TO CURATIVE AND REHABILITATIVE HEALTH CARE SERVICES								
HEALTH FACILITIES OPERATION PROGRAM								
CURATIVE HEALTH CARE SUB-PROGRAM								
Operation of Blood Centers and National Voluntary Blood Services	320101100001000	11,164,675.29	17,292,127.89	28,456,803.18	-	176,439,228.10	-	17,550,904.68
Personnel Services		600,295.25	626,745.30	1,227,040.55	-	6,904,094.63	-	109,864.82
Maintenance & Other Operating Expenses		10,564,380.04	16,665,382.59	27,229,762.63	-	169,535,133.47	-	17,441,039.86
Capital Outlays		-	-	-	-	-	-	-
Operation of DOH Hospitals in Metro Manila (MM)	320101100002000	-	-	-	-	-	-	-
Personnel Services		-	-	-	-	-	-	-
Maintenance & Other Operating Expenses		-	-	-	-	-	-	-
Capital Outlays		-	-	-	-	-	-	-
Operation of DOH Regional Hospitals and Other Health Facilities	320101100003000	-	-	-	-	-	-	-
Personnel Services		-	-	-	-	-	-	-
Maintenance & Other Operating Expenses		-	-	-	-	-	-	-
Capital Outlays		-	-	-	-	-	-	-
Operation of National Reference Laboratories	320101100004000	-	-	-	-	4,825,000.00	-	-
Personnel Services		-	-	-	-	-	-	-
Maintenance & Other Operating Expenses		-	-	-	-	4,825,000.00	-	-
Capital Outlays		-	-	-	-	-	-	-
REHABILITATIVE HEALTH CARE SUB-PROGRAM								
Operation of Dangerous Drug Abuse Treatment and Rehabilitation Centers	320102100001000	2,495,280.77	3,531,888.02	6,027,168.79	-	18,923,476.85	-	2,556,354.36
Personnel Services		-	-	-	-	-	-	-
Maintenance & Other Operating Expenses		2,495,280.77	3,531,888.02	6,027,168.79	-	18,923,476.85	-	2,556,354.36
Capital Outlays		-	-	-	-	-	-	-
SUB-TOTAL, 00 : ACCESS TO CURATIVE AND REHABILITATIVE HEALTH CARE SERVICES		13,659,956.06	20,824,015.91	34,483,971.97	-	200,187,704.95	-	20,107,259.04
		-	-	-	-	-	-	-
PREXC OO : ACCESS TO SAFE AND QUALITY HEALTH COMMODITIES, DEVICES AND SUPPLIES								
HEALTH REGULATORY PROGRAM								
HEALTH FACILITIES AND SERVICES REGULATION SUB-PROGRAM								
Regulations of Health Facilities and Services	330101100001000	13,005,918.49	14,611,464.05	27,617,382.54	-	45,920,091.94	-	3,490,525.52
Personnel Services		9,943,170.25	10,553,228.66	20,496,398.91	-	25,193,034.09	-	1,446,567.00
Maintenance & Other Operating Expenses		3,062,748.24	4,058,235.39	7,120,983.63	-	20,727,057.85	-	2,043,958.52
Capital Outlays		-	-	-	-	-	-	-
Regulation of Regional Health Facilities and Services	330101100002000	-	-	-	-	-	-	-
Personnel Services		-	-	-	-	-	-	-
Maintenance & Other Operating Expenses		-	-	-	-	-	-	-
Capital Outlays		-	-	-	-	-	-	-
CONSUMER HEALTH AND WELFARE SUB-PROGRAM								
Regulation of Health Products and Establishments	330102100001000	-	-	-	-	-	-	-
Personnel Services		-	-	-	-	-	-	-
Maintenance & Other Operating Expenses		-	-	-	-	-	-	-

PROGRAM/ACTIVITY/PROJECT	PREXC CODE	TOTAL DISBURSEMENT			BALANCES			
		1st Qtr ending March 31	2nd Qtr ending June 30	TOTAL	Unreleased Appropriation	Unobligated Allotment	UNPAID OBLIGATION	
							Due and Demandable	Not Yet Due and Demandable
Capital Outlays		-	-	-	-	-	-	-
ROUTINE QUARANTINE SERVICES SUB-PROGRAM	33010300000000	-	-	-	-	-	-	-
Provision of Quarantine Services and International Health Survei	330103100001000	-	-	-	-	-	-	-
Personnel Services		-	-	-	-	-	-	-
Maintenance & Other Operating Expenses		-	-	-	-	-	-	-
Capital Outlays		-	-	-	-	-	-	-
Health Technology Assessment		2,489,402.93	5,276,908.61	7,766,311.54	-	43,123,127.88	-	62,560.58
Personnel Services		-	-	-	-	-	-	-
Maintenance & Other Operating Expenses		2,489,402.93	5,276,908.61	7,766,311.54	-	43,123,127.88	-	62,560.58
Capital Outlays		-	-	-	-	-	-	-
SUB-TOTAL, 00: ACCESS TO SAFE AND QUALITY HEALTH COMMODITIES, DEV		15,495,321.42	19,888,372.66	35,383,694.08	-	89,043,219.82	-	3,553,086.10
PREXC 00: ACCESS TO SOCIAL HEALTH PROTECTION ASSURED		-	-	-	-	-	-	-
SOCIAL HEALTH PROTECTION PROGRAM		-	-	-	-	-	-	-
PROJECTS		-	-	-	-	-	-	-
LOCALLY - FUNDED PROJECTS		-	-	-	-	-	-	-
Assistance to Indigent Patients either confined or out patient s in	340100100001000	2,824,133.12	3,926,547.39	6,750,680.51	-	11,479,956,995.32	-	220,498.11
Personnel Services		-	-	-	-	-	-	-
Maintenance & Other Operating Expenses		2,824,133.12	3,926,547.39	6,750,680.51	-	11,479,956,995.32	-	220,498.11
Capital Outlays		-	-	-	-	-	-	-
Cancer Assistance Fund		-	-	-	-	-	-	120,000,000.00
Personnel Services		-	-	-	-	-	-	-
Maintenance & Other Operating Expenses		-	-	-	-	-	-	120,000,000.00
Capital Outlays		-	-	-	-	-	-	-
SUB-TOTAL, 00: ACCESS TO SOCIAL HEALTH PROTECTION ASSURED		2,824,133.12	3,926,547.39	6,750,680.51	-	11,479,956,995.32	-	120,220,498.11
TOTAL, OPERATIONS		176,514,202.47	3,682,078,870.74	3,858,593,073.21	-	23,746,428,731.38	-	12,902,237,899.69
TOTAL NEW APPROPRIATIONS		312,389,799.06	3,908,753,603.76	4,221,143,402.82	-	24,267,865,745.67	-	13,328,070,286.81
PS		141,691,680.65	174,009,428.98	315,701,109.63	-	742,342,120.52	-	916,443,830.87
MOOE		170,698,118.41	2,875,718,546.36	3,046,416,664.77	-	22,399,035,022.43	-	10,074,682,687.08
CO		-	859,025,628.42	859,025,628.42	-	1,126,488,602.72	-	2,336,943,768.86
II. AUTOMATIC APPROPRIATION		-	-	-	-	-	-	-
Retirement and Life Insurance Premium	01104102	7,625,441.47	11,885,657.81	19,511,099.28	-	29,712,900.72	-	-
Personnel Services		7,625,441.47	11,885,657.81	19,511,099.28	-	29,712,900.72	-	-
Maintenance & Other Operating Expenses		-	-	-	-	-	-	-
Capital Outlays		-	-	-	-	-	-	-
Custom and Duties and Taxes	01104105	-	-	-	-	0.61	-	170,574,097.39
Personnel Services		-	-	-	-	-	-	-
Maintenance & Other Operating Expenses		-	-	-	-	0.61	-	170,574,097.39
Capital Outlays		-	-	-	-	-	-	-
Franchise Tax	03104347	997,527.30	-	997,527.30	28,422,472.00	0.70	-	-
Personnel Services		-	-	-	-	-	-	-
Maintenance & Other Operating Expenses		997,527.30	-	997,527.30	28,422,472.00	0.70	-	-
Capital Outlays		-	-	-	-	-	-	-
Regulation of Health Establishments and Products	03104348	-	-	-	-	-	-	-
Personnel Services		-	-	-	-	-	-	-
Maintenance & Other Operating Expenses		-	-	-	-	-	-	-
Capital Outlays		-	-	-	-	-	-	-
Provision of Quarantine Services and International Health S	03104349	-	-	-	-	-	-	-
Personnel Services		-	-	-	-	-	-	-
Maintenance & Other Operating Expenses		-	-	-	-	-	-	-
Capital Outlays		-	-	-	-	-	-	-

PROGRAM/ACTIVITY/PROJECT	PREXC CODE	TOTAL DISBURSEMENT			BALANCES			
		1st Qtr ending March 31	2nd Qtr ending June 30	TOTAL	Unreleased Appropriation	Unobligated Allotment	UNPAID OBLIGATION	
							Due and Demandable	Not Yet Due and Demandable
		-	-	-	-	-	-	-
Asian Development Bank	04104152	-	-	-	-	6,295,793.00	-	-
Personnel Services		-	-	-	-	-	-	-
Maintenance & Other Operating Expenses		-	-	-	-	6,295,793.00	-	-
Capital Outlays		-	-	-	-	-	-	-
SUB-TOTAL, AUTOMATIC APPROPRIATION		8,622,968.77	11,885,657.81	20,508,626.58	28,422,472.00	36,008,695.03	-	170,574,097.39
PS		7,625,441.47	11,885,657.81	19,511,099.28	-	29,712,900.72	-	-
MOOE		997,527.30	-	997,527.30	28,422,472.00	6,295,794.31	-	170,574,097.39
CO		-	-	-	-	-	-	-
		-	-	-	-	-	-	-
III. SPECIAL PURPOSE FUND		-	-	-	-	-	-	-
Pension and Graduity Fund	01101407	-	-	-	-	-	-	-
Personnel Services		-	-	-	-	-	-	-
Maintenance & Other Operating Expenses		-	-	-	-	-	-	-
Capital Outlays		-	-	-	-	-	-	-
		-	-	-	-	-	-	-
Miscellaneous Personnel Benefits Fund	01101406	-	446,160.00	446,160.00	-	171,344,878.95	-	826,160.00
Personnel Services		-	-	-	-	171,162,740.95	-	-
Maintenance & Other Operating Expenses		-	446,160.00	446,160.00	-	182,138.00	-	826,160.00
Capital Outlays		-	-	-	-	-	-	-
		-	-	-	-	-	-	-
World Bank - Philippine COVID-19 Emergency Response Pro	01105428	-	8,518,466,355.70	8,518,466,355.70	-	16,990,584,720.39	-	650,772,923.91
Personnel Services		-	-	-	-	-	-	-
Maintenance & Other Operating Expenses		-	8,518,466,355.70	8,518,466,355.70	-	16,495,861,583.98	-	446,886,060.32
Capital Outlays		-	-	-	-	494,723,136.41	-	203,886,863.59
		-	-	-	-	-	-	-
ADB- Health System Enhancement to Address and Limit (HE	01105428	-	-	-	-	21,320,155,002.53	-	14,018,517,997.47
Personnel Services		-	-	-	-	-	-	-
Maintenance & Other Operating Expenses		-	-	-	-	21,279,678,000.00	-	13,720,322,000.00
Capital Outlays		-	-	-	-	40,477,002.53	-	298,195,997.47
		-	-	-	-	-	-	-
Contingent Fund	01101402	-	-	-	-	2,800,000,000.00	-	-
Personnel Services		-	-	-	-	-	-	-
Maintenance & Other Operating Expenses		-	-	-	-	2,800,000,000.00	-	-
Capital Outlays		-	-	-	-	-	-	-
		-	-	-	-	-	-	-
SUB-TOTAL, SPECIAL PURPOSE		-	8,518,912,515.70	8,518,912,515.70	-	41,282,084,601.87	-	14,670,117,081.38
PS		-	-	-	-	171,162,740.95	-	-
MOOE		-	8,518,912,515.70	8,518,912,515.70	-	40,575,721,721.98	-	14,168,034,220.32
CO		-	-	-	-	535,200,138.94	-	502,082,861.06
		-	-	-	-	-	-	-
GRAND TOTAL (CURRENT YEAR 2021)		321,012,767.83	12,439,551,777.27	12,760,564,545.10	28,422,472.00	65,585,959,042.57	-	28,168,761,465.58
PS		149,317,122.12	185,895,086.79	335,212,208.91	-	943,217,762.19	-	916,443,830.87
MOOE		171,695,645.71	11,394,631,062.06	11,566,326,707.77	28,422,472.00	62,981,052,538.72	-	24,413,291,004.79
CO		-	859,025,628.42	859,025,628.42	-	1,661,688,741.66	-	2,839,026,629.92
		-	-	-	-	-	-	-
I. CONTINUING APPROPRIATIONS		-	-	-	-	-	-	-
A. PROGRAMS		-	-	-	-	-	-	-
I. GENERAL ADMINISTRATION AND SUPPORT		-	-	-	-	-	-	-
General Management and Supervision	100000100001000	13,500.00	5,914.23	19,414.23	-	36,103.41	-	-
Personnel Services		-	-	-	-	32.76	-	-
Maintenance & Other Operating Expenses		13,500.00	5,914.23	19,414.23	-	36,070.65	-	-
Capital Outlays		-	-	-	-	-	-	-
		-	-	-	-	-	-	-
Administration of Personnel Benefits	100000100002000	3,436,679.98	319,422.33	3,756,102.31	-	7,248.48	-	83,013.20
Personnel Services		3,436,679.98	319,422.33	3,756,102.31	-	7,248.48	-	83,013.20
Maintenance & Other Operating Expenses		-	-	-	-	-	-	-
Capital Outlays		-	-	-	-	-	-	-
		-	-	-	-	-	-	-
TOTAL, GASS		3,450,179.98	325,336.56	3,775,516.54	-	43,351.89	-	83,013.20

PROGRAM/ACTIVITY/PROJECT	PREXC CODE	TOTAL DISBURSEMENT			BALANCES			
		1st Qtr ending March 31	2nd Qtr ending June 30	TOTAL	Unreleased Appropriation	Unobligated Allotment	UNPAID OBLIGATION	
							Due and Demandable	Not Yet Due and Demandable
II. SUPPORT TO OPERATIONS								
Health Information Technology	200000100001000	-	13,662.60	13,662.60	-	339,592,885.12	-	61,268,158.12
Personnel Services		-	-	-	-	2,197,727.64	-	-
Maintenance & Other Operating Expenses		-	13,662.60	13,662.60	-	8,832,066.39	-	16,871,757.12
Capital Outlays		-	-	-	-	328,563,091.09	-	44,396,401.00
Operations of Regional Offices	200000100002000	-	-	-	-	-	-	-
Personnel Services		-	-	-	-	-	-	-
Maintenance & Other Operating Expenses		-	-	-	-	-	-	-
Capital Outlays		-	-	-	-	-	-	-
TOTAL, STO		-	13,662.60	13,662.60	-	339,592,885.12	-	61,268,158.12
III. OPERATIONS								
PREXC OO : ACCESS TO PROMOTIVE AND PREVENTIVE HEALTH CARE SERV								
HEALTH POLICY AND STANDARDS DEVELOPMENT PROGRAM								
International Health Policy Development and Cooperation	310100100001000	-	953,464.03	953,464.03	-	872,775.12	-	129,900.00
Personnel Services		-	953,464.03	953,464.03	-	10,296.84	-	-
Maintenance & Other Operating Expenses		-	-	-	-	862,478.28	-	129,900.00
Capital Outlays		-	-	-	-	-	-	-
Health Sector Policy and Plan Development	310100100002000	327,936.00	689,211.99	1,017,147.99	-	1,655,522.99	-	-
Personnel Services		-	689,211.99	689,211.99	-	209,552.54	-	-
Maintenance & Other Operating Expenses		327,936.00	-	327,936.00	-	1,445,970.45	-	-
Capital Outlays		-	-	-	-	-	-	-
Health Sector Research Development	310100100003000	-	9,003,539.72	9,003,539.72	-	27,084,016.00	-	4,515,707.16
Personnel Services		-	701,967.50	701,967.50	-	204,960.33	-	-
Maintenance & Other Operating Expenses		-	8,301,572.22	8,301,572.22	-	26,879,055.67	-	4,515,707.16
Capital Outlays		-	-	-	-	-	-	-
HEALTH SYSTEMS STRENGTHENING PROGRAM								
SERVICE DELIVERY SUB-PROGRAM								
Health Facility Policy and Plan Development	310201100001000	-	-	-	-	128,609.41	-	599,250.00
Personnel Services		-	-	-	-	39,424.33	-	-
Maintenance & Other Operating Expenses		-	-	-	-	89,185.08	-	599,250.00
Capital Outlays		-	-	-	-	-	-	-
Health Facilities Enhancement Program	310201100002000	-	2,371,405.81	2,371,405.81	6,527,050.00	74,683,327.72	-	13,437,966.24
Personnel Services		-	-	-	-	-	-	-
Maintenance & Other Operating Expenses		-	-	-	-	2,492,699.77	-	-
Capital Outlays		-	2,371,405.81	2,371,405.81	6,527,050.00	72,190,627.95	-	13,437,966.24
Local Health Systems Development and Assistance	310201100003000	-	-	-	-	177,131.31	-	-
Personnel Services		-	-	-	-	543.96	-	-
Maintenance & Other Operating Expenses		-	-	-	-	176,587.35	-	-
Capital Outlays		-	-	-	-	-	-	-
Pharmaceutical Management	310201100004000	-	198,000.00	198,000.00	3,000,000.00	5,456,279.98	-	2,000.00
Personnel Services		-	-	-	-	-	-	-
Maintenance & Other Operating Expenses		-	198,000.00	198,000.00	3,000,000.00	5,456,279.98	-	2,000.00
Capital Outlays		-	-	-	-	-	-	-
HEALTH HUMAN RESOURCE SUB-PROGRAM								
Human Resource for Health (HRH) Deployment	310202100001000	974,610.00	2,124,176.85	3,098,786.85	-	133,150,345.17	-	9,174.00
Personnel Services		-	511,056.85	511,056.85	-	4,768.67	-	9,174.00
Maintenance & Other Operating Expenses		974,610.00	1,613,120.00	2,587,730.00	-	133,145,576.50	-	-
Capital Outlays		-	-	-	-	-	-	-

PROGRAM/ACTIVITY/PROJECT	PREXC CODE	TOTAL DISBURSEMENT			BALANCES			
		1st Qtr ending March 31	2nd Qtr ending June 30	TOTAL	Unreleased Appropriation	Unobligated Allotment	UNPAID OBLIGATION	
							Due and Demandable	Not Yet Due and Demandable
		-	-	-	-	-	-	-
Human Resources for Health (HRH) and Institutional Capacity M	310202100002000	-	5,050.00	5,050.00	-	221,874.08	-	-
Personnel Services		-	-	-	-	113,340.50	-	-
Maintenance & Other Operating Expenses		-	5,050.00	5,050.00	-	108,533.58	-	-
Capital Outlays		-	-	-	-	-	-	-
		-	-	-	-	-	-	-
HEALTH PROMOTION SUB-PROGRAM		-	-	-	-	-	-	-
Health Promotion	310203100001000	-	98,913.11	98,913.11	-	2,875,796.78	-	15,682,394.00
Personnel Services		-	98,913.11	98,913.11	-	1,762,507.49	-	-
Maintenance & Other Operating Expenses		-	-	-	-	1,113,289.29	-	15,682,394.00
Capital Outlays		-	-	-	-	-	-	-
		-	-	-	-	-	-	-
PUBLIC HEALTH PROGRAM		-	-	-	-	-	-	-
PUBLIC HEALTH MANAGEMENT SUB-PROGRAM		-	-	-	-	-	-	-
Public Health Management	310301100001000	-	22,746,894.00	22,746,894.00	-	229,530,478.33	-	72,672,396.00
Personnel Services		-	-	-	-	636.72	-	-
Maintenance & Other Operating Expenses		-	22,746,894.00	22,746,894.00	-	229,529,841.61	-	72,672,396.00
Capital Outlays		-	-	-	-	-	-	-
		-	-	-	-	-	-	-
Operation of PNAC Secretariat	310301100002000	-	53,178.82	53,178.82	-	53,807.66	-	-
Personnel Services		-	-	-	-	19,586.08	-	-
Maintenance & Other Operating Expenses		-	53,178.82	53,178.82	-	34,221.58	-	-
Capital Outlays		-	-	-	-	-	-	-
		-	-	-	-	-	-	-
Complementary Feeding Program		62,000,000.00	-	62,000,000.00	-	-	-	-
Personnel Services		-	-	-	-	-	-	-
Maintenance & Other Operating Expenses		62,000,000.00	-	62,000,000.00	-	-	-	-
Capital Outlays		-	-	-	-	-	-	-
		-	-	-	-	-	-	-
ENVIRONMENTAL AND OCCUPATIONAL HEALTH SUB-PROGRAM		-	-	-	-	-	-	-
Environmental and Occupational Health	310302100001000	-	-	-	-	-	-	-
Personnel Services		-	-	-	-	-	-	-
Maintenance & Other Operating Expenses		-	-	-	-	-	-	-
Capital Outlays		-	-	-	-	-	-	-
		-	-	-	-	-	-	-
NATIONAL IMMUNIZATION SUB-PROGRAM		-	-	-	-	-	-	-
National Immunization	310303100001000	10,869,056.33	30,422,042.51	41,291,098.84	-	133,231,616.06	-	3,655,652,991.84
Personnel Services		-	-	-	-	-	-	-
Maintenance & Other Operating Expenses		10,869,056.33	30,422,042.51	41,291,098.84	-	133,231,616.06	-	3,655,652,991.84
Capital Outlays		-	-	-	-	-	-	-
		-	-	-	-	-	-	-
FAMILY HEALTH SUB-PROGRAM		-	-	-	-	-	-	-
Family Health , Nutrition and Responsible Parenting	310304100001000	-	41,580,000.00	41,580,000.00	-	126,970,477.22	-	138,695,440.00
Personnel Services		-	-	-	-	-	-	-
Maintenance & Other Operating Expenses		-	41,580,000.00	41,580,000.00	-	126,970,477.22	-	138,695,440.00
Capital Outlays		-	-	-	-	-	-	-
		-	-	-	-	-	-	-
ELIMINATION OF INFECTIOUS DISEASES PROGRAM		-	-	-	-	-	-	-
Elimination of Disease such as Malaria, Schistosomiasis, Lepros	310305100001000	-	-	-	-	9,033,914.70	-	-
Personnel Services		-	-	-	-	-	-	-
Maintenance & Other Operating Expenses		-	-	-	-	9,033,914.70	-	-
Capital Outlays		-	-	-	-	-	-	-
		-	-	-	-	-	-	-
Rabies Control	310305100002000	-	-	-	-	20,103,591.50	-	-
Personnel Services		-	-	-	-	-	-	-
Maintenance & Other Operating Expenses		-	-	-	-	20,103,591.50	-	-
Capital Outlays		-	-	-	-	-	-	-
		-	-	-	-	-	-	-
PREVENTION AND CONTROL OF INFECTIOUS DISEASES SUB-PROGRAM		-	-	-	-	-	-	-


PROGRAM/ACTIVITY/PROJECT	PREXC CODE	TOTAL DISBURSEMENT			BALANCES			
		1st Qtr ending March 31	2nd Qtr ending June 30	TOTAL	Unreleased Appropriation	Unobligated Allotment	UNPAID OBLIGATION	
							Due and Demandable	Not Yet Due and Demandable
Prevention and Control of Other Infectious Disease	310306100001000	-	13,344,716.50	13,344,716.50	-	42,718,582.02	-	31,345,507.50
Personnel Services		-	-	-	-	-	-	-
Maintenance & Other Operating Expenses		-	13,344,716.50	13,344,716.50	-	42,718,582.02	-	31,345,507.50
Capital Outlays		-	-	-	-	-	-	-
TB Control	310306100002000	-	-	-	-	7,814,088.80	-	-
Personnel Services		-	-	-	-	-	-	-
Maintenance & Other Operating Expenses		-	-	-	-	5,817,588.80	-	-
Capital Outlays		-	-	-	-	1,996,500.00	-	-
Assistance to Philippine Tuberculosis	310306100003000	-	-	-	-	-	-	-
Personnel Services		-	-	-	-	-	-	-
Maintenance & Other Operating Expenses		-	-	-	-	-	-	-
Capital Outlays		-	-	-	-	-	-	-
NON COMMUNICABLE DISEASES SUB-PROGRAM		-	-	-	-	-	-	-
Prevention and Control of Non-Communicable Diseases	310307100001000	-	-	-	-	236,667.21	-	-
Personnel Services		-	-	-	-	-	-	-
Maintenance & Other Operating Expenses		-	-	-	-	236,667.21	-	-
Capital Outlays		-	-	-	-	-	-	-
EPIDEMIOLOGY AND SURVEILLANCE PROGRAM		-	-	-	-	-	-	-
Epidemiology and Surveillance	310400100001000	-	-	-	-	941,868.86	-	300,000.00
Personnel Services		-	-	-	-	71,441.01	-	-
Maintenance & Other Operating Expenses		-	-	-	-	870,427.85	-	300,000.00
Capital Outlays		-	-	-	-	-	-	-
HEALTH EMERGENCY MANAGEMENT PROGRAM		-	-	-	-	-	-	-
Health Emergency Preparedness and Response	310500100001000	-	2,475,000.00	2,475,000.00	-	1,359,453.36	-	2,266,000.00
Personnel Services		-	-	-	-	1,420.95	-	-
Maintenance & Other Operating Expenses		-	2,475,000.00	2,475,000.00	-	1,358,032.41	-	2,266,000.00
Capital Outlays		-	-	-	-	-	-	-
Quick Response Fund	310500100002000	-	-	-	-	9,208,607.58	-	4,277,000.00
Personnel Services		-	-	-	-	-	-	-
Maintenance & Other Operating Expenses		-	-	-	-	9,208,352.66	-	-
Capital Outlays		-	-	-	-	254.92	-	4,277,000.00
SUB-TOTAL, 00 : ACCESS TO PROMOTIVE AND PREVENTIVE HEALTH CARE SERVICES		74,171,602.33	126,065,593.34	200,237,195.67	9,527,050.00	827,508,831.86	-	3,939,585,726.74
PREXC 00 : ACCESS TO CURATIVE AND REHABILITATIVE HEALTH CARE SERVICES		-	-	-	-	-	-	-
HEALTH FACILITIES OPERATION PROGRAM		-	-	-	-	-	-	-
CURATIVE HEALTH CARE SUB-PROGRAM		-	-	-	-	-	-	-
Operation of Blood Centers and National Voluntary Blood Services	320101100001000	-	4,476,310.05	4,476,310.05	-	39,161,615.59	-	25,980,901.29
Personnel Services		-	607,856.85	607,856.85	-	18,064.75	-	516,666.24
Maintenance & Other Operating Expenses		-	3,868,453.20	3,868,453.20	-	39,143,550.84	-	25,464,235.05
Capital Outlays		-	-	-	-	-	-	-
Operation of DOH Hospitals in Metro Manila (MM)	320101100002000	-	-	-	-	-	-	-
Personnel Services		-	-	-	-	-	-	-
Maintenance & Other Operating Expenses		-	-	-	-	-	-	-
Capital Outlays		-	-	-	-	-	-	-
Operation of DOH Regional Hospitals and Other Health Facilities	320101100003000	-	-	-	-	-	-	-
Personnel Services		-	-	-	-	-	-	-
Maintenance & Other Operating Expenses		-	-	-	-	-	-	-
Capital Outlays		-	-	-	-	-	-	-
Operation of National Reference Laboratories	320101100004000	-	-	-	-	-	-	-

PROGRAM/ACTIVITY/PROJECT	PREXC CODE	TOTAL DISBURSEMENT			BALANCES			
		1st Qtr ending March 31	2nd Qtr ending June 30	TOTAL	Unreleased Appropriation	Unobligated Allotment	UNPAID OBLIGATION	
							Due and Demandable	Not Yet Due and Demandable
Personnel Services		-	-	-	-	-	-	-
Maintenance & Other Operating Expenses		-	-	-	-	-	-	-
Capital Outlays		-	-	-	-	-	-	-
REHABILITATIVE HEALTH CARE SUB-PROGRAM		-	-	-	-	-	-	-
Operation of Dangerous Drug Abuse Treatment and Rehabilitation	320102100001000	-	-	-	-	3,029,000.00	-	-
Personnel Services		-	-	-	-	-	-	-
Maintenance & Other Operating Expenses		-	-	-	-	300,000.00	-	-
Capital Outlays		-	-	-	-	2,729,000.00	-	-
SUB-TOTAL, 00 : ACCESS TO CURATIVE AND REHABILITATIVE HEALTH CARE		-	4,476,310.05	4,476,310.05	-	42,190,615.59	-	25,980,901.29
PREXC OO : ACCESS TO SAFE AND QUALITY HEALTH COMMODITIES, DEVICES		-	-	-	-	-	-	-
HEALTH REGULATORY PROGRAM		-	-	-	-	-	-	-
HEALTH FACILITIES AND SERVICES REGULATION SUB-PROGRAM		-	-	-	-	-	-	-
Regulations of Health Facilities and Services	330101100001000	-	-	-	-	1,218,084.91	-	-
Personnel Services		-	-	-	-	114,222.92	-	-
Maintenance & Other Operating Expenses		-	-	-	-	1,103,861.99	-	-
Capital Outlays		-	-	-	-	-	-	-
Regulation of Regional Health Facilities and Services	330101100002000	-	-	-	-	-	-	-
Personnel Services		-	-	-	-	-	-	-
Maintenance & Other Operating Expenses		-	-	-	-	-	-	-
Capital Outlays		-	-	-	-	-	-	-
CONSUMER HEALTH AND WELFARE SUB-PROGRAM		-	-	-	-	-	-	-
Regulation of Health Products and Establishments	330102100001000	-	-	-	-	-	-	-
Personnel Services		-	-	-	-	-	-	-
Maintenance & Other Operating Expenses		-	-	-	-	-	-	-
Capital Outlays		-	-	-	-	-	-	-
ROUTINE QUARANTINE SERVICES SUB-PROGRAM	330103000000000	-	-	-	-	-	-	-
Provision of Quarantine Services and International Health Surveil	330103100001000	-	-	-	-	-	-	-
Personnel Services		-	-	-	-	-	-	-
Maintenance & Other Operating Expenses		-	-	-	-	-	-	-
Capital Outlays		-	-	-	-	-	-	-
SUB-TOTAL, 00: ACCESS TO SAFE AND QUALITY HEALTH COMMODITIES, DEV		-	-	-	-	1,218,084.91	-	-
PREXC OO: ACCESS TO SOCIAL HEALTH PROTECTION ASSURED		-	-	-	-	-	-	-
SOCIAL HEALTH PROTECTION PROGRAM		-	-	-	-	-	-	-
PROJECTS		-	-	-	-	-	-	-
LOCALLY - FUNDED PROJECTS		-	-	-	-	-	-	-
Assistance to Indigent Patients either confined or out patient s in	340100100001000	-	-	-	1,043,500,000.00	132,927,880.87	-	179,100,000.00
Personnel Services		-	-	-	-	-	-	-
Maintenance & Other Operating Expenses		-	-	-	1,043,500,000.00	132,927,880.87	-	179,100,000.00
Capital Outlays		-	-	-	-	-	-	-
SUB-TOTAL, 00: ACCESS TO SOCIAL HEALTH PROTECTION ASSURED		-	-	-	1,043,500,000.00	132,927,880.87	-	179,100,000.00
TOTAL, OPERATIONS		74,171,602.33	130,541,903.39	204,713,505.72	1,053,027,050.00	1,003,845,413.23	-	4,144,666,628.03
TOTAL SPECIFIC BUDGET (CONAP 2019)		77,621,782.31	130,880,902.55	208,502,684.86	1,053,027,050.00	1,343,481,650.24	-	4,206,917,799.35
PS		3,436,679.98	3,861,892.66	7,318,572.64	-	4,775,775.97	-	608,853.44
MOOE		74,185,102.33	124,627,604.08	198,812,706.41	1,046,500,000.00	933,226,400.31	-	4,143,297,578.67
CO		-	2,371,405.81	2,371,405.81	6,527,050.00	405,479,473.96	-	62,111,367.24
III. SPECIAL PURPOSE FUND		-	-	-	-	-	-	-
Bayanihan Act II, RA#11494 (SARO-BMB-B-20-0018167), vali	01102414	695,021,369.70	663,171,926.59	1,358,193,296.29	-	16,358,907.10	-	10,060,000.00
Personnel Services		-	-	-	-	-	-	-
Maintenance & Other Operating Expenses		695,021,369.70	663,171,926.59	1,358,193,296.29	-	16,358,907.10	-	10,060,000.00
Capital Outlays		-	-	-	-	-	-	-

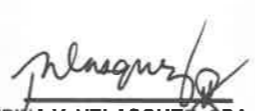
PROGRAM/ACTIVITY/PROJECT	PREXC CODE	TOTAL DISBURSEMENT			BALANCES			
		1st Qtr ending March 31	2nd Qtr ending June 30	TOTAL	Unreleased Appropriation	Unobligated Allotment	UNPAID OBLIGATION	
							Due and Demandable	Not Yet Due and Demandable
Bayanihan to Recover as One Act RA 11494 * Hiring, Valid June 30, 2021 (SARO-		50,179,641.60	138,374,993.14	188,554,634.74	-	2,424,577.56	-	976,730.23
Personnel Services		-	-	-	-	-	-	-
Maintenance & Other Operating Expenses		50,179,641.60	138,374,993.14	188,554,634.74	-	2,424,577.56	-	976,730.23
Capital Outlays		-	-	-	-	-	-	-
Quick Response Fund (SARO-BMB-B-21-0000465)*HRH for 3rd Qtr, Validity 12/31		-	-	-	-	477,997,122.90	-	-
Personnel Services		-	-	-	-	-	-	-
Maintenance & Other Operating Expenses		-	-	-	-	477,997,122.90	-	-
Capital Outlays		-	-	-	-	-	-	-
Miscellaneous Personnel Benefits Fund		-	248,923.72	248,923.72	-	18,130,063.90	-	661,551.31
Personnel Services		-	248,923.72	248,923.72	-	18,130,063.90	-	661,551.31
Maintenance & Other Operating Expenses		-	-	-	-	-	-	-
Capital Outlays		-	-	-	-	-	-	-
QRF-NDRRMF Calamity Funds (Covid-19)	01102401	-	10,708.62	10,708.62	-	9,782,830.89	-	8,520.65
Personnel Services		-	-	-	-	-	-	-
Maintenance & Other Operating Expenses		-	10,708.62	10,708.62	-	9,782,830.89	-	8,520.65
Capital Outlays		-	-	-	-	-	-	-
Pension and Gratuity Fund		-	-	-	-	-	-	-
Personnel Services		-	-	-	-	-	-	-
Maintenance & Other Operating Expenses		-	-	-	-	-	-	-
Capital Outlays		-	-	-	-	-	-	-
Bayanihan to Recover as One Act (SARO-BMB-B-21-0000247) RA 11494 * Covid-		4,186,801,608.00	3,342,739,042.29	7,529,540,650.29	-	-	-	1,792,152,349.71
Personnel Services		-	-	-	-	-	-	-
Maintenance & Other Operating Expenses		4,186,801,608.00	3,342,739,042.29	7,529,540,650.29	-	-	-	1,792,152,349.71
Capital Outlays		-	-	-	-	-	-	-
Bayanihan Act II, (SARO-BMB-B-20-0018166) RA#11494, Val	01102414	-	361,338,671.38	361,338,671.38	-	20,635,843.67	-	11,775,000.00
Personnel Services		-	-	-	-	-	-	-
Maintenance & Other Operating Expenses		-	361,338,671.38	361,338,671.38	-	20,635,843.67	-	11,775,000.00
Capital Outlays		-	-	-	-	-	-	-
Bayanihan Act II (SARO-BMB-B-21-0004459), valid June 30, 2021		-	328,418,181.80	328,418,181.80	-	741,067,375.87	-	-
Personnel Services		-	47,650,909.09	47,650,909.09	-	177,256,708.44	-	-
Maintenance & Other Operating Expenses		-	280,767,272.71	280,767,272.71	-	563,810,667.43	-	-
Capital Outlays		-	-	-	-	-	-	-
Bayanihan Act II - SARO-BMB-B-20-0022460), Valid June 30, 2021		-	-	-	-	132,220,390.25	-	-
Personnel Services		-	-	-	-	132,220,390.25	-	-
Maintenance & Other Operating Expenses		-	-	-	-	-	-	-
Capital Outlays		-	-	-	-	-	-	-
SUB-TOTAL, SPECIAL PURPOSE		4,932,002,619.30	4,834,302,447.54	9,766,305,066.84	-	1,418,617,112.14	-	1,815,634,151.90
PS		-	47,899,832.81	47,899,832.81	-	327,607,162.59	-	661,551.31
MOOE		4,932,002,619.30	4,786,402,614.73	9,718,405,234.03	-	1,091,009,949.55	-	1,814,972,600.59
CO		-	-	-	-	-	-	-
TOTAL (CONAP 2020)		5,009,624,401.61	4,965,183,350.09	9,974,807,751.70	1,053,027,050.00	2,762,098,762.38	-	6,021,651,951.25
PS		3,436,679.98	51,781,725.47	55,218,405.45	-	332,382,938.56	-	1,270,404.75
MOOE		5,006,187,721.63	4,911,030,218.81	9,917,217,940.44	1,046,500,000.00	2,024,236,349.86	-	5,958,270,179.26
CO		-	2,371,405.81	2,371,405.81	6,527,050.00	405,479,473.96	-	62,111,367.24

PROGRAM/ACTIVITY/PROJECT	PREXC CODE	TOTAL DISBURSEMENT			BALANCES			
		1st Qtr ending March 31	2nd Qtr ending June 30	TOTAL	Unreleased Appropriation	Unobligated Allotment	UNPAID OBLIGATION	
							Due and Demandable	Not Yet Due and Demandable
GRAND TOTAL (CURRENT + CONAP)		5,330,637,169.44	17,404,735,127.36	22,735,372,296.80	1,081,449,522.00	68,348,057,804.95	-	34,190,413,416.83
PS		152,753,802.10	237,676,812.26	390,430,614.36	-	1,275,600,700.75	-	917,714,235.62
MOOE		5,177,883,367.34	16,305,661,280.87	21,483,544,648.21	1,074,922,472.00	65,005,288,888.58	-	30,371,561,184.05
CO		-	861,397,034.23	861,397,034.23	6,527,050.00	2,067,168,215.62	-	2,901,137,997.16
							-	34,190,413,416.83

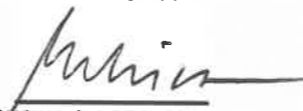
Certified Correct:


 AGNES D. MARFORI
 OIC, BUDGET DIVISION
 06

Certified Correct:


 FILIPINA V. VELASQUEZ, CPA, MM
 OIC, ACCOUNTING DIVISION

Recommending Approval :


 ROWENA C. LORA, CPA, MM
 OIC, DIRECTOR IV
 FINANCIAL AND MANAGEMENT SERVICE

Department: Department of Health (DOH)

Agency: Office of the Secretary

Operating Unit: All

Organization Code (UACS): 130010000000

Fund Cluster: 01 - Regular Agency Fund, 04 - Special Accounts/ Foreign Assisted

PROGRAM/ACTIVITY/PROJECT	PREXC CODE	APPROPRIATION				ALLOTMENTS					TOTAL OBLIGATION		
		Authorized Appropriation	Outside Dept.	Within Dept.	Adjusted Appropriations	Amounts Received	Adjustments	(Transfer to)	Transfer from	Adjusted Total Allotments	1st Qtr ending March 31	2nd Qtr ending June 30	TOTAL
						TOTAL	TOTAL		TOTAL				
I. NEW APPROPRIATION (CURRENT)					-								
A. PROGRAMS					-								
I. GENERAL ADMINISTRATION AND SUPPORT					-								
Gen General Management and Supervision	10000100001000	644,052,000.00	-	-	644,052,000.00	644,052,000.00	-	6,727,700.00	6,727,700.00	644,052,000.00	158,683,799.38	158,660,451.22	317,344,250.60
Gen Personnel Services		339,461,000.00	-	-	339,461,000.00	339,461,000.00	-	-	-	339,461,000.00	77,013,056.47	86,603,484.34	163,616,540.81
Gen Maintenance & Other Operating Expenses		304,591,000.00	-	-	304,591,000.00	304,591,000.00	-	6,727,700.00	6,727,700.00	304,591,000.00	81,670,742.91	72,056,966.88	153,727,709.79
Gen Capital Outlays		-	-	-	-	-	-	-	-	-	-	-	-
Adm Administration of Personnel Benefits	10000100002000	7,446,679,000.00	-	-	7,446,679,000.00	7,446,679,000.00	-	121,588,579.41	121,588,579.41	7,446,679,000.00	538,965,043.01	1,206,813,706.53	1,745,778,749.54
Adm Personnel Services		7,446,679,000.00	-	-	7,446,679,000.00	7,446,679,000.00	-	121,588,579.41	121,588,579.41	7,446,679,000.00	538,965,043.01	1,206,813,706.53	1,745,778,749.54
Adm Maintenance & Other Operating Expenses		-	-	-	-	-	-	-	-	-	-	-	-
Adm Capital Outlays		-	-	-	-	-	-	-	-	-	-	-	-
TOTAL, GASS		8,090,731,000.00			8,090,731,000.00	8,090,731,000.00		128,316,279.41	128,316,279.41	8,090,731,000.00	697,648,842.39	1,365,474,157.75	2,063,123,000.14
II. SUPPORT TO OPERATIONS					-								
Heal Health Information Technology	20000100001000	97,309,000.00	-	-	97,309,000.00	97,309,000.00	-	-	-	97,309,000.00	22,762,510.14	31,650,158.21	54,412,668.35
Heal Personnel Services		6,176,000.00	-	-	6,176,000.00	6,176,000.00	-	-	-	6,176,000.00	5,089,798.28	298,090.91	5,387,889.19
Heal Maintenance & Other Operating Expenses		91,133,000.00	-	-	91,133,000.00	91,133,000.00	-	-	-	91,133,000.00	17,672,711.86	31,352,067.30	49,024,779.16
Heal Capital Outlays		-	-	-	-	-	-	-	-	-	-	-	-
Ope Operations of Regional Offices	20000100002000	1,325,137,000.00	-	-	1,325,137,000.00	1,325,137,000.00	-	-	-	1,325,137,000.00	300,151,323.95	345,094,121.60	645,245,445.55
Ope Personnel Services		1,033,971,000.00	-	-	1,033,971,000.00	1,033,971,000.00	-	-	-	1,033,971,000.00	235,491,951.24	264,212,886.48	499,704,837.72
Ope Maintenance & Other Operating Expenses		213,166,000.00	-	-	213,166,000.00	213,166,000.00	-	-	-	213,166,000.00	64,659,372.71	34,344,350.13	99,003,722.84
Ope Capital Outlays		78,000,000.00	-	-	78,000,000.00	78,000,000.00	-	-	-	78,000,000.00	-	46,536,885.00	46,536,885.00
Proc Procurement and Supply Chain Management Service		486,307,000.00	-	-	486,307,000.00	486,307,000.00	-	34,000,000.00	34,000,000.00	486,307,000.00	373,428,433.10	10,036,202.38	383,464,635.48
Proc Personnel Services		-	-	-	-	-	-	-	-	-	-	-	-
Proc Maintenance & Other Operating Expenses		486,307,000.00	-	-	486,307,000.00	486,307,000.00	-	34,000,000.00	34,000,000.00	486,307,000.00	373,428,433.10	10,036,202.38	383,464,635.48
Proc Capital Outlays		-	-	-	-	-	-	-	-	-	-	-	-
TOTAL, STO		1,908,753,000.00			1,908,753,000.00	1,908,753,000.00		34,000,000.00	34,000,000.00	1,908,753,000.00	696,342,267.19	386,780,482.19	1,083,122,749.38
III. OPERATIONS					-								
PREXC 00 : ACCESS TO PROMOTIVE AND PREVENTIVE HEALTH CARE SERVICES IMPROVED					-								
HEALTH POLICY AND STANDARDS DEVELOPMENT PROGRAM					-								
Inte International Health Policy Development and Cooperation	310100100001000	41,466,000.00	-	-	41,466,000.00	41,466,000.00	-	500,000.00	500,000.00	41,466,000.00	8,800,523.07	6,986,778.00	15,787,301.07
Inte Personnel Services		23,679,000.00	-	-	23,679,000.00	23,679,000.00	-	-	-	23,679,000.00	4,425,358.78	4,693,596.81	9,118,955.59
Inte Maintenance & Other Operating Expenses		17,787,000.00	-	-	17,787,000.00	17,787,000.00	-	500,000.00	500,000.00	17,787,000.00	4,375,164.29	2,293,181.19	6,668,345.48
Inte Capital Outlays		-	-	-	-	-	-	-	-	-	-	-	-
Hea Health Sector Policy and Plan Development	310100100002000	50,695,000.00	-	-	50,695,000.00	50,695,000.00	-	-	-	50,695,000.00	11,204,334.29	12,157,407.15	23,361,741.44
Hea Personnel Services		26,959,000.00	-	-	26,959,000.00	26,959,000.00	-	-	-	26,959,000.00	6,887,736.22	7,089,604.04	13,977,340.26
Hea Maintenance & Other Operating Expenses		23,736,000.00	-	-	23,736,000.00	23,736,000.00	-	-	-	23,736,000.00	4,316,598.07	5,067,803.11	9,384,401.18
Hea Capital Outlays		-	-	-	-	-	-	-	-	-	-	-	-
Hea Health Sector Research Development	310100100003000	173,127,000.00	-	-	173,127,000.00	173,127,000.00	-	5,059,422.00	5,059,422.00	173,127,000.00	8,620,618.74	70,769,970.41	79,390,589.15
Hea Personnel Services		57,844,000.00	-	-	57,844,000.00	57,844,000.00	-	-	-	57,844,000.00	-	-	-
Hea Maintenance & Other Operating Expenses		115,283,000.00	-	-	115,283,000.00	115,283,000.00	-	5,059,422.00	5,059,422.00	115,283,000.00	8,620,618.74	70,769,970.41	79,390,589.15
Hea Capital Outlays		-	-	-	-	-	-	-	-	-	-	-	-

PROGRAM/ACTIVITY/PROJECT	PREXC CODE	APPROPRIATION				ALLOTMENTS					TOTAL OBLIGATION		
		Authorized Appropriation	Outside Dept.	Within Dept.	Adjusted Appropriations	Allocments Received	Adjustments	Transfer from (Transfer to)	Adjusted Total Allotments	1st Qtr ending March 31	2nd Qtr ending June 30	TOTAL	
						TOTAL	TOTAL						TOTAL
GR MOOE		69,987,159,890.48	-	87,128,218,024.26	157,115,377,914.74	72,202,905,922.71	83,797,747,520.03	- 19,611,074,512.59	19,611,074,512.59	156,000,653,442.74	15,124,510,392.96	60,128,573,618.11	75,253,084,011.06
GR CO		17,102,860,554.19	-	2,038,122,350.37	19,140,982,904.56	17,738,372,368.42	1,359,083,486.14	- 7,416,795,500.00	7,416,795,500.00	19,097,455,854.56	1,165,172,133.82	6,319,848,677.48	7,485,020,811.30
Checking													
Based on 100% Submission of Fund Utilization Report													

Department: Department of Health (DOH)

Agency: Office of the Secretary

Operating Unit: All

Organization Code (UACS): 130010000000

Fund Cluster: 01 - Regular Agency Fund, 04 - Special Account

■ Current Year Appropriations
 ■ Continuing Appropriations

	PROGRAM/ACTIVITY/PROJECT	PREXC CODE	TOTAL DISBURSEMENT			BALANCES			
			1st Qtr ending March 31	2nd Qtr ending June 30	TOTAL	Unreleased Appropriation	Unobligated Allotment	UNPAID OBLIGATION	
								Due and Demandable	Not Yet Due and Demandable
I. NEW APPROPRIATION (CURRENT)									
A. PROGRAMS									
I. GENERAL ADMINISTRATION AND SUPPORT									
Gen	General Management and Supervision	100000100001000	115,659,991.59	142,835,373.73	258,495,365.32	-	326,707,749.40	-	58,848,885.28
Gen	Personnel Services		74,126,006.89	82,282,570.53	156,408,577.42	-	175,844,459.19	-	7,207,963.39
Gen	Maintenance & Other Operating Expenses		41,533,984.70	60,552,803.20	102,086,787.90	-	150,863,290.21	-	51,640,921.89
Gen	Capital Outlays		-	-	-	-	-	-	-
Adm	Administration of Personnel Benefits	100000100002000	470,249,569.53	1,197,693,858.13	1,667,943,427.66	-	5,700,900,250.46	3,512,986.27	74,322,335.61
Adm	Personnel Services		470,249,569.53	1,197,693,858.13	1,667,943,427.66	-	5,700,900,250.46	3,512,986.27	74,322,335.61
Adm	Maintenance & Other Operating Expenses		-	-	-	-	-	-	-
Adm	Capital Outlays		-	-	-	-	-	-	-
TOTAL, GASS			585,909,561.12	1,340,529,231.86	1,926,438,792.98	-	6,027,607,999.86	3,512,986.27	133,171,220.89
II. SUPPORT TO OPERATIONS									
Heal	Health Information Technology	200000100001000	14,005,393.64	16,842,652.97	30,848,046.61	-	42,896,331.65	-	23,564,621.74
Heal	Personnel Services		4,624,572.26	756,346.86	5,380,919.12	-	788,110.81	-	6,970.07
Heal	Maintenance & Other Operating Expenses		9,380,821.38	16,086,306.11	25,467,127.49	-	42,108,220.84	-	23,557,651.67
Heal	Capital Outlays		-	-	-	-	-	-	-
Oper	Operations of Regional Offices	200000100002000	252,710,088.80	309,002,560.24	561,712,649.04	-	679,891,554.45	-	83,532,796.51
Oper	Personnel Services		217,368,553.34	273,066,916.17	490,435,469.51	-	534,266,162.28	-	9,269,368.21
Oper	Maintenance & Other Operating Expenses		35,341,535.46	35,935,644.07	71,277,179.53	-	114,162,277.16	-	27,726,543.31
Oper	Capital Outlays		-	-	-	-	31,463,115.00	-	46,536,885.00
Proc	Procurement and Supply Chain Management Service		161,604.16	35,135,203.16	35,296,807.32	-	102,842,364.52	-	348,167,828.16
Proc	Personnel Services		-	-	-	-	-	-	-
Proc	Maintenance & Other Operating Expenses		161,604.16	35,135,203.16	35,296,807.32	-	102,842,364.52	-	348,167,828.16
Proc	Capital Outlays		-	-	-	-	-	-	-
TOTAL, STO			266,877,086.60	360,980,416.37	627,857,502.97	-	825,630,250.62	-	455,265,246.41
III. OPERATIONS									
PRE	PREXC OO : ACCESS TO PROMOTIVE AND PREVENTIVE HEALTH CARE		-	-	-	-	-	-	-
HEA	HEALTH POLICY AND STANDARDS DEVELOPMENT PROGRAM		-	-	-	-	-	-	-
Inte	International Health Policy Development and Cooperation	310100100001000	6,796,023.19	6,891,761.41	13,687,784.60	-	25,678,698.93	-	2,099,516.47
Inte	Personnel Services		4,125,578.38	4,370,327.49	8,495,905.87	-	14,560,044.41	-	623,049.72
Inte	Maintenance & Other Operating Expenses		2,670,444.81	2,521,433.92	5,191,878.73	-	11,118,654.52	-	1,476,466.75
Inte	Capital Outlays		-	-	-	-	-	-	-
Hea	Health Sector Policy and Plan Development	310100100002000	9,791,997.33	11,450,355.59	21,242,352.92	-	27,333,258.56	-	2,119,388.52
Hea	Personnel Services		6,451,962.07	6,707,260.53	13,159,222.60	-	12,981,659.74	-	818,117.66
Hea	Maintenance & Other Operating Expenses		3,340,035.26	4,743,095.06	8,083,130.32	-	14,351,598.82	-	1,301,270.86
Hea	Capital Outlays		-	-	-	-	-	-	-
Hea	Health Sector Research Development	310100100003000	4,401,344.04	6,316,411.93	10,717,755.97	-	93,736,410.85	-	68,672,833.18
Hea	Personnel Services		-	-	-	-	57,844,000.00	-	-
Hea	Maintenance & Other Operating Expenses		4,401,344.04	6,316,411.93	10,717,755.97	-	35,892,410.85	-	68,672,833.18
Hea	Capital Outlays		-	-	-	-	-	-	-

PROGRAM/ACTIVITY/PROJECT	PREXC CODE	TOTAL DISBURSEMENT			BALANCES			
		1st Qtr ending March 31	2nd Qtr ending June 30	TOTAL	Unreleased Appropriation	Unobligated Allotment	UNPAID OBLIGATION	
							Due and Demandable	Not Yet Due and Demandable
		-	-	-	-	-	-	-
HEA HEALTH SYSTEMS STRENGTHENING PROGRAM		-	-	-	-	-	-	-
SER SERVICE DELIVERY SUB-PROGRAM		-	-	-	-	-	-	-
Hea Health Facility Policy and Plan Development	310201100001000	16,796,865.24	25,774,061.44	42,570,926.68	-	119,498,509.61	-	11,589,563.71
Hea Personnel Services		7,038,108.09	7,180,298.22	14,218,406.31	-	13,426,091.74	-	833,501.95
Hea Maintenance & Other Operating Expenses		9,758,757.15	18,593,763.22	28,352,520.37	-	106,072,417.87	-	10,756,061.76
Hea Capital Outlays		-	-	-	-	-	-	-
		-	-	-	-	-	-	-
Hea Health Facilities Enhancement Program	310201100002000	8,479,911.33	78,081,793.47	86,561,704.80	-	5,860,442,244.14	690,000.00	1,891,604,051.06
Hea Personnel Services		-	-	-	-	-	-	-
Hea Maintenance & Other Operating Expenses		6,577,074.18	11,940,419.70	18,517,493.88	-	59,229,199.08	-	4,253,307.04
Hea Capital Outlays		1,902,837.15	66,141,373.77	68,044,210.92	-	5,801,213,045.06	690,000.00	1,887,350,744.02
		-	-	-	-	-	-	-
Loca Local Health Systems Development and Assistance	310201100003000	17,332,170.40	65,944,681.04	83,276,851.44	-	340,837,216.93	-	79,492,931.63
Loca Personnel Services		4,397,558.04	4,528,002.10	8,925,560.14	-	1,387,509.99	-	413,929.87
Loca Maintenance & Other Operating Expenses		12,934,612.36	61,416,678.94	74,351,291.30	-	339,449,706.94	-	79,079,001.76
Loca Capital Outlays		-	-	-	-	-	-	-
		-	-	-	-	-	-	-
Pha Pharmaceutical Management	310201100004000	4,480,321.57	12,667,516.76	17,147,838.33	-	260,277,530.79	-	6,949,630.89
Pers Personnel Services		-	-	-	-	-	-	-
Main Maintenance & Other Operating Expenses		4,480,321.57	12,667,516.76	17,147,838.33	-	260,277,530.79	-	6,949,630.89
Cap Capital Outlays		-	-	-	-	-	-	-
		-	-	-	-	-	-	-
HEA HEALTH HUMAN RESOURCE SUB-PROGRAM		-	-	-	-	-	-	-
Hum Human Resource for Health (HRH) Deployment	310202100001000	1,806,702,769.97	4,306,870,294.40	6,113,573,064.37	-	9,115,784,574.09	-	1,353,562,361.55
Hum Personnel Services		1,730,944,799.93	4,245,216,889.44	5,976,161,689.37	-	8,469,234,515.96	-	1,295,869,794.68
Hum Maintenance & Other Operating Expenses		75,757,970.04	61,653,404.96	137,411,375.00	-	646,550,058.13	-	57,692,566.87
Hum Capital Outlays		-	-	-	-	-	-	-
		-	-	-	-	-	-	-
Hum Human Resources for Health (HRH) and Institutional Cap	310202100002000	9,341,279.93	15,990,534.84	25,331,814.77	-	100,989,217.64	-	13,715,967.59
Hum Personnel Services		4,954,088.79	5,322,067.21	10,276,156.00	-	26,469,466.72	-	829,377.28
Hum Maintenance & Other Operating Expenses		4,387,191.14	10,668,467.63	15,055,658.77	-	74,519,750.92	-	12,886,590.31
Hum Capital Outlays		-	-	-	-	-	-	-
		-	-	-	-	-	-	-
HEA HEALTH PROMOTION SUB-PROGRAM		-	-	-	-	-	-	-
Hea Health Promotion	310203100001000	12,197,404.71	25,709,093.16	37,906,497.87	-	172,095,323.79	-	43,960,178.34
Hea Personnel Services		2,995,278.81	2,716,761.09	5,712,039.90	-	22,400,915.28	-	401,044.82
Hea Maintenance & Other Operating Expenses		9,202,125.90	22,992,332.07	32,194,457.97	-	149,694,408.51	-	43,559,133.52
Hea Capital Outlays		-	-	-	-	-	-	-
		-	-	-	-	-	-	-
PUE PUBLIC HEALTH PROGRAM		-	-	-	-	-	-	-
PUE PUBLIC HEALTH MANAGEMENT SUB-PROGRAM		-	-	-	-	-	-	-
Hea Health System Enhancement to Address and Limit (HEAL	310301100001000	-	864,452,895.30	864,452,895.30	-	1,324,191,993.50	-	2,016,859,111.20
Hea Personnel Services		-	-	-	-	-	-	-
Hea Maintenance & Other Operating Expenses		-	5,763,866.88	5,763,866.88	-	1,324,191,993.50	-	28,120,139.62
Hea Capital Outlays		-	858,689,028.42	858,689,028.42	-	-	-	1,988,738,971.58
		-	-	-	-	-	-	-
Phili Philippines COVID-19 Emergency Response Project (ERF	310301100001000	2,752,936.57	3,615,355.93	6,368,292.50	-	808,843,139.52	-	235,782,567.98
Phili Personnel Services		-	-	-	-	-	-	-
Phili Maintenance & Other Operating Expenses		2,752,936.57	3,615,355.93	6,368,292.50	-	183,210,536.80	-	181,415,170.70
Phili Capital Outlays		-	-	-	-	625,632,602.72	-	54,367,397.28
		-	-	-	-	-	-	-
Covi Covid-19 Laboratory Network Commodities	310301100001000	-	-	-	-	124,000,000.00	-	-

PROGRAM/ACTIVITY/PROJECT	PREXC CODE	TOTAL DISBURSEMENT			BALANCES			
		1st Qtr ending March 31	2nd Qtr ending June 30	TOTAL	Unreleased Appropriation	Unobligated Allotment	UNPAID OBLIGATION	
							Due and Demandable	Not Yet Due and Demandable
Covi Personnel Services		-	-	-	-	-	-	-
Covi Maintenance & Other Operating Expenses		-	-	-	-	124,000,000.00	-	-
Covi Capital Outlays		-	-	-	-	-	-	-
Pub Public Health Management	310301100001000	354,230,735.96	488,528,625.46	842,759,361.42	-	1,721,776,527.16	-	350,284,111.42
Pub Personnel Services		180,279,615.68	211,146,309.75	391,425,925.43	-	227,574,168.06	-	14,656,906.51
Pub Maintenance & Other Operating Expenses		173,951,120.28	277,382,315.71	451,333,435.99	-	1,494,202,359.10	-	335,627,204.91
Pub Capital Outlays		-	-	-	-	-	-	-
Oper Operation of PNAC Secretariat		1,390,647.56	1,527,967.15	2,918,614.71	-	29,514,476.98	-	367,908.31
Oper Personnel Services		988,013.51	1,016,256.84	2,004,270.35	-	22,447,423.85	-	140,305.80
Oper Maintenance & Other Operating Expenses		402,634.05	511,710.31	914,344.36	-	5,054,053.13	-	227,602.51
Oper Capital Outlays		-	-	-	-	2,013,000.00	-	-
Com Complementary Feeding Program	310301100002000	-	-	-	-	100,000,000.00	-	-
Com Personnel Services		-	-	-	-	-	-	-
Com Maintenance & Other Operating Expenses		-	-	-	-	100,000,000.00	-	-
Com Capital Outlays		-	-	-	-	-	-	-
ENV ENVIRONMENTAL AND OCCUPATIONAL HEALTH SUB-PROGRAM		-	-	-	-	-	-	-
Env Environmental and Occupational Health	310302100001000	-	-	-	-	2,062,000.00	-	-
Env Personnel Services		-	-	-	-	-	-	-
Env Maintenance & Other Operating Expenses		-	-	-	-	2,062,000.00	-	-
Env Capital Outlays		-	-	-	-	-	-	-
FAM FAMILY HEALTH SUB-PROGRAM		-	-	-	-	-	-	-
Fam Family Health , Immunization, Nutrition and Responsible F	310304100001000	318,658,318.71	154,856,851.23	473,515,169.94	-	4,258,278,864.73	57,412.86	7,473,160,552.47
Fam Personnel Services		-	-	-	-	-	-	-
Fam Maintenance & Other Operating Expenses		318,658,318.71	154,856,851.23	473,515,169.94	-	4,258,278,864.73	57,412.86	7,473,160,552.47
Fam Capital Outlays		-	-	-	-	-	-	-
PRE PREVENTION AND CONTROL OF INFECTIOUS DISEASES SUB-PROGRAM		-	-	-	-	-	-	-
Pre Prevention and Control Communicable Diseases	310306100001000	-	2,203,258,349.18	2,203,258,349.18	-	4,917,901,913.92	-	1,099,792,736.90
Pre Personnel Services		-	-	-	-	-	-	-
Pre Maintenance & Other Operating Expenses		-	2,203,258,349.18	2,203,258,349.18	-	4,917,901,913.92	-	1,099,792,736.90
Pre Capital Outlays		-	-	-	-	-	-	-
Ass Assistance to Philippine Tuberculosis	310306100003000	-	14,048,000.00	14,048,000.00	-	-	-	-
Ass Personnel Services		-	-	-	-	-	-	-
Ass Maintenance & Other Operating Expenses		-	14,048,000.00	14,048,000.00	-	-	-	-
Ass Capital Outlays		-	-	-	-	-	-	-
NON COMMUNICABLE DISEASES SUB-PROGRAM		-	-	-	-	-	-	-
Pre Prevention and Control of Non-Communicable Diseases	310307100001000	-	426,150,978.06	426,150,978.06	-	292,021.94	-	136,000,000.00
Pre Personnel Services		-	-	-	-	-	-	-
Pre Maintenance & Other Operating Expenses		-	426,150,978.06	426,150,978.06	-	292,021.94	-	136,000,000.00
Pre Capital Outlays		-	-	-	-	-	-	-
Nati National Integrated Cancer Control Program, Including Ca	310307100001000	-	-	-	-	-	-	500,000,000.00
Nati Personnel Services		-	-	-	-	-	-	-
Nati Maintenance & Other Operating Expenses		-	-	-	-	-	-	500,000,000.00
Nati Capital Outlays		-	-	-	-	-	-	-
EPI EPIDEMIOLOGY AND SURVEILLANCE PROGRAM		-	-	-	-	-	-	-
Epic Epidemiology and Surveillance	310400100001000	21,108,901.46	31,391,848.47	52,500,749.93	-	53,535,828.06	-	52,594,422.01
Epic Personnel Services		4,766,962.70	4,953,474.65	9,720,437.35	-	4,734,891.80	-	698,670.85
Epic Maintenance & Other Operating Expenses		16,341,938.76	26,438,373.82	42,780,312.58	-	48,800,936.26	-	51,895,751.16
Epic Capital Outlays		-	-	-	-	-	-	-

PROGRAM/ACTIVITY/PROJECT	PREXC CODE	TOTAL DISBURSEMENT			BALANCES			
		1st Qtr ending March 31	2nd Qtr ending June 30	TOTAL	Unreleased Appropriation	Unobligated Allotment	UNPAID OBLIGATION	
							Due and Demandable	Not Yet Due and Demandable
		-	-	-	-	-		
HEALTH EMERGENCY MANAGEMENT PROGRAM		-	-	-	-	-		
Health Emergency Preparedness and Response	310500100001000	13,463,090.31	21,769,430.29	35,232,520.60	-	175,960,231.31	-	71,947,248.09
Personnel Services		4,754,770.88	2,312,532.14	7,067,303.02	-	1,522,739.04	-	37,957.94
Maintenance & Other Operating Expenses		8,708,319.43	19,120,298.15	27,828,617.58	-	145,230,492.27	-	71,905,890.15
Capital Outlays		-	336,600.00	336,600.00	-	29,207,000.00	-	3,400.00
		-	-	-	-	-		
Quick Response Fund		12,629,827.00	49,647,786.16	62,277,613.16	-	374,486,510.02	-	83,235,876.82
Personnel Services		-	-	-	-	-	-	-
Maintenance & Other Operating Expenses		12,629,827.00	3,658,202.07	16,288,029.07	-	200,217,236.45	-	3,494,734.48
Capital Outlays		-	45,989,584.09	45,989,584.09	-	174,269,273.57	-	79,741,142.34
		-	-	-	-	-		
SUB-TOTAL, 00 : ACCESS TO PROMOTIVE AND PREVENTIVE HEALTH CARE		2,620,554,545.28	8,814,944,591.27	11,435,499,136.55	-	30,007,516,492.46	747,412.86	15,493,790,958.13
		-	-	-	-	-		
PREXC OO : ACCESS TO CURATIVE AND REHABILITATIVE HEALTH CARE		-	-	-	-	-		
HEALTH FACILITIES OPERATION PROGRAM								
CURATIVE HEALTH CARE SUB-PROGRAM								
Operation of Blood Centers and National Voluntary Blood	320101100001000	16,614,004.08	28,992,528.98	45,606,533.06	-	214,790,393.00	-	26,527,073.94
Personnel Services		600,295.25	626,745.30	1,227,040.55	-	6,904,094.63	-	109,864.82
Maintenance & Other Operating Expenses		16,013,708.83	28,365,783.68	44,379,492.51	-	207,886,298.37	-	26,417,209.12
Capital Outlays		-	-	-	-	-	-	-
		-	-	-	-	-		
Operation of DOH Hospitals in Metro Manila (MM)	320101100002000	2,357,380,973.16	3,242,991,573.53	5,600,372,546.69	-	6,241,777,638.30	-	712,728,815.01
Personnel Services		2,201,852,440.41	2,784,245,955.30	4,986,098,395.71	-	4,494,253,699.50	-	95,968,904.79
Maintenance & Other Operating Expenses		155,528,532.75	458,745,618.23	614,274,150.98	-	1,329,153,077.35	-	582,130,771.67
Capital Outlays		-	-	-	-	418,370,861.45	-	34,629,138.55
		-	-	-	-	-		
Operation of DOH Regional Hospitals and Other Health Facilities	320101100003000	6,466,557,486.95	9,454,926,374.51	15,921,483,861.46	-	16,663,448,569.66	13,133,350.74	2,091,448,218.14
Personnel Services		5,585,711,344.42	7,495,923,856.64	13,081,635,201.05	-	11,445,770,032.86	3,914,947.53	122,860,818.56
Maintenance & Other Operating Expenses		870,846,142.53	1,929,597,376.43	2,800,443,518.96	-	3,017,914,193.37	9,218,403.21	1,812,620,884.47
Capital Outlays		10,000,000.00	29,405,141.45	39,405,141.45	-	2,199,764,343.44	-	155,966,515.11
		-	-	-	-	-		
Operation of National Reference Laboratories	320101100004000	2,545,179.92	16,321,391.37	18,866,571.29	-	341,884,452.11	-	135,578,976.60
Personnel Services		-	-	-	-	-	-	-
Maintenance & Other Operating Expenses		2,545,179.92	16,321,391.37	18,866,571.29	-	341,852,450.11	-	98,610,978.60
Capital Outlays		-	-	-	-	32,002.00	-	36,967,998.00
		-	-	-	-	-		
REHABILITATIVE HEALTH CARE SUB-PROGRAM								
Operation of Dangerous Drug Abuse Treatment and Rehabilitation	320102100001000	202,231,368.33	284,022,057.80	486,253,426.13	-	736,476,916.67	-	67,972,657.20
Personnel Services		149,102,108.41	191,904,207.80	341,006,316.21	-	281,378,466.30	-	2,714,217.49
Maintenance & Other Operating Expenses		53,129,259.92	92,117,850.00	145,247,109.92	-	455,098,450.37	-	65,258,439.71
Capital Outlays		-	-	-	-	-	-	-
		-	-	-	-	-		
SUB-TOTAL, 00 : ACCESS TO CURATIVE AND REHABILITATIVE HEALTH CARE		9,045,329,012.44	13,027,253,926.19	22,072,582,938.63	-	24,198,377,969.74	13,133,350.74	3,034,255,740.89
		-	-	-	-	-		
PREXC OO : ACCESS TO SAFE AND QUALITY HEALTH COMMODITIES, DEVICES AND SERVICES								
HEALTH REGULATORY PROGRAM								
HEALTH FACILITIES AND SERVICES REGULATION SUB-PROGRAM								
Regulations of Health Facilities and Services	330101100001000	13,005,918.49	14,611,464.05	27,617,382.54	-	45,920,091.94	-	3,490,525.52
Personnel Services		9,943,170.25	10,553,228.66	20,496,398.91	-	25,193,034.09	-	1,446,567.00
Maintenance & Other Operating Expenses		3,062,748.24	4,058,235.39	7,120,983.63	-	20,727,057.85	-	2,043,958.52
Capital Outlays		-	-	-	-	-	-	-
		-	-	-	-	-		
Regulation of Regional Health Facilities and Services	330101100002000	50,803,834.41	71,467,670.08	122,271,504.50	-	136,901,734.18	-	11,445,761.32
Personnel Services		41,298,040.60	56,327,078.27	97,625,118.88	-	87,636,564.41	-	2,527,316.71
Maintenance & Other Operating Expenses		9,505,793.81	15,140,591.81	24,646,385.62	-	49,265,169.77	-	8,918,444.61
Capital Outlays		-	-	-	-	-	-	-
		-	-	-	-	-		
CONSUMER HEALTH AND WELFARE SUB-PROGRAM								
Regulation of Health Products and Establishments	330102100001000	91,715,103.51	119,613,959.12	211,329,062.63	-	289,316,325.14	-	10,501,612.23

PROGRAM/ACTIVITY/PROJECT	PREXC CODE	TOTAL DISBURSEMENT			BALANCES			
		1st Qtr ending March 31	2nd Qtr ending June 30	TOTAL	Unreleased Appropriation	Unobligated Allotment	UNPAID OBLIGATION	
							Due and Demandable	Not Yet Due and Demandable
Reg Personnel Services		91,715,103.51	119,613,959.12	211,329,062.63	-	189,316,325.14	-	10,501,612.23
Reg Maintenance & Other Operating Expenses		-	-	-	-	20,000,000.00	-	-
Reg Capital Outlays		-	-	-	-	80,000,000.00	-	-
ROUTINE QUARANTINE SERVICES SUB-PROGRAM	33010300000000	-	-	-	-	-	-	-
Pro Provision of Quarantine Services and International Health	330103100001000	-	92,530,898.49	92,530,898.49	-	74,174,216.04	-	630,885.47
Pro Personnel Services		-	92,530,898.49	92,530,898.49	-	74,174,216.04	-	630,885.47
Pro Maintenance & Other Operating Expenses		-	-	-	-	-	-	-
Pro Capital Outlays		-	-	-	-	-	-	-
Hea Health Technology Assessment		2,489,402.93	5,276,908.61	7,766,311.54	-	43,123,127.88	-	62,560.58
Hea Personnel Services		-	-	-	-	-	-	-
Hea Maintenance & Other Operating Expenses		2,489,402.93	5,276,908.61	7,766,311.54	-	43,123,127.88	-	62,560.58
Hea Capital Outlays		-	-	-	-	-	-	-
SUB-TOTAL, 00: ACCESS TO SAFE AND QUALITY HEALTH COMMODITIES		158,014,259.34	303,500,900.35	461,515,159.70	-	589,435,495.18	-	26,131,345.12
PREXC 00: ACCESS TO SOCIAL HEALTH PROTECTION ASSURED		-	-	-	-	-	-	-
SOCIAL HEALTH PROTECTION PROGRAM		-	-	-	-	-	-	-
PROJECTS		-	-	-	-	-	-	-
LOCALLY - FUNDED PROJECTS		-	-	-	-	-	-	-
Ass Assistance to Indigent Patients either confined or out patie	340100100001000	448,648,741.65	1,108,216,818.11	1,556,865,559.76	-	13,442,616,656.14	11,924,515.03	1,997,585,269.07
Ass Personnel Services		-	-	-	-	-	-	-
Ass Maintenance & Other Operating Expenses		448,648,741.65	1,108,216,818.11	1,556,865,559.76	-	13,442,616,656.14	11,924,515.03	1,997,585,269.07
Ass Capital Outlays		-	-	-	-	-	-	-
Can Cancer Assistance Fund		-	-	-	-	-	-	120,000,000.00
Can Personnel Services		-	-	-	-	-	-	-
Can Maintenance & Other Operating Expenses		-	-	-	-	-	-	120,000,000.00
Can Capital Outlays		-	-	-	-	-	-	-
SUB-TOTAL, 00: ACCESS TO SOCIAL HEALTH PROTECTION ASSURED		448,648,741.65	1,108,216,818.11	1,556,865,559.76	-	13,442,616,656.14	11,924,515.03	2,117,585,269.07
TOTAL OPERATIONS		12,272,546,558.71	23,253,916,235.93	35,526,462,794.64	-	68,237,946,613.52	25,805,278.63	20,671,763,313.21
TOTAL NEW APPROPRIATIONS		13,125,333,206.43	24,955,425,884.16	38,080,759,090.59	-	75,091,184,864.00	29,318,264.90	21,260,199,780.51
Pers PS		10,798,287,941.74	16,800,995,800.73	27,599,283,742.48	-	31,891,008,842.30	7,427,933.80	1,642,889,481.42
Main MOOE		2,315,142,427.53	7,153,868,355.70	9,469,010,783.23	-	33,838,210,778.46	21,200,331.10	15,333,008,107.21
Cap CO		11,902,837.15	1,000,561,727.73	1,012,464,564.88	-	9,361,965,243.24	690,000.00	4,284,302,191.89
II. AUTOMATIC APPROPRIATION		-	-	-	-	-	-	-
Ret Retirement and Life Insurance Premium	01104102	657,688,611.86	897,876,072.13	1,555,564,683.99	-	1,678,715,388.16	4,563,195.83	95,609,195.02
Ret Personnel Services		657,688,611.86	897,876,072.13	1,555,564,683.99	-	1,678,715,388.16	4,563,195.83	95,609,195.02
Ret Maintenance & Other Operating Expenses		-	-	-	-	-	-	-
Ret Capital Outlays		-	-	-	-	-	-	-
Cus Custom and Duties and Taxes	01104105	-	-	-	-	0.61	-	170,574,097.39
Cus Personnel Services		-	-	-	-	-	-	-
Cus Maintenance & Other Operating Expenses		-	-	-	-	0.61	-	170,574,097.39
Cus Capital Outlays		-	-	-	-	-	-	-
Fra Franchise Tax	03104347	997,527.30	-	997,527.30	28,422,472.00	0.70	-	-
Fra Personnel Services		-	-	-	-	-	-	-
Fra Maintenance & Other Operating Expenses		997,527.30	-	997,527.30	28,422,472.00	0.70	-	-
Fra Capital Outlays		-	-	-	-	-	-	-
Reg Regulation of Health Establishments and Products	03104348	38,080,690.98	55,112,699.53	93,193,390.51	-	790,536,174.33	-	36,951,303.16
Reg Personnel Services		-	-	-	-	-	-	-
Reg Maintenance & Other Operating Expenses		38,080,690.98	55,112,699.53	93,193,390.51	-	494,328,666.33	-	36,951,303.16
Reg Capital Outlays		-	-	-	-	296,207,508.00	-	-
Pro Provision of Quarantine Services and International Health	03104349	-	52,189,835.35	52,189,835.35	-	28,429,955.32	-	11,123,209.33
Pro Personnel Services		-	-	-	-	-	-	-

PROGRAM/ACTIVITY/PROJECT	PREXC CODE	TOTAL DISBURSEMENT			BALANCES			
		1st Qtr ending March 31	2nd Qtr ending June 30	TOTAL	Unreleased Appropriation	Unobligated Allotment	UNPAID OBLIGATION	
							Due and Demandable	Not Yet Due and Demandable
Pro Maintenance & Other Operating Expenses		-	52,189,835.35	52,189,835.35	-	28,429,955.32	-	11,123,209.33
Pro Capital Outlays		-	-	-	-	-	-	-
Asia Asian Development Bank	04104152	-	-	-	-	6,295,793.00	-	-
Asia Personnel Services		-	-	-	-	-	-	-
Asia Maintenance & Other Operating Expenses		-	-	-	-	6,295,793.00	-	-
Asia Capital Outlays		-	-	-	-	-	-	-
SUB SUB-TOTAL, AUTOMATIC APPROPRIATION		696,766,839.14	1,005,178,607.01	1,701,945,437.15	28,422,472.00	2,503,977,312.12	4,563,195.83	314,257,604.90
SUB PS		657,688,611.86	897,876,072.13	1,555,564,683.99	-	1,678,715,388.16	4,563,195.83	95,609,195.02
SUB MOOE		39,078,218.28	107,302,534.88	146,380,753.16	28,422,472.00	529,054,415.96	-	218,648,609.88
SUB CO		-	-	-	-	296,207,508.00	-	-
III. SPECIAL PURPOSE FUND		-	-	-	-	-	-	-
Pen Pension and Graduity Fund	01101407	42,174,424.35	49,426,971.56	91,601,395.91	-	7,712,824.35	282,004.97	3,851,855.77
Pen Personnel Services		42,174,424.35	49,426,971.56	91,601,395.91	-	7,712,824.35	282,004.97	3,851,855.77
Pen Maintenance & Other Operating Expenses		-	-	-	-	-	-	-
Pen Capital Outlays		-	-	-	-	-	-	-
Mis Miscellaneous Personnel Benefits Fund	01101406	699,141.00	210,497,067.35	211,196,208.35	-	291,611,775.33	-	2,405,427.24
Mis Personnel Services		699,141.00	209,542,563.35	210,241,704.35	-	291,429,637.33	-	1,579,267.24
Mis Maintenance & Other Operating Expenses		-	954,504.00	954,504.00	-	182,138.00	-	826,160.00
Mis Capital Outlays		-	-	-	-	-	-	-
Wo World Bank - Philippine COVID-19 Emergency Respon	01105428	-	8,518,466,355.70	8,518,466,355.70	-	16,990,584,720.39	-	650,772,923.91
Wo Personnel Services		-	-	-	-	-	-	-
Wo Maintenance & Other Operating Expenses		-	8,518,466,355.70	8,518,466,355.70	-	16,495,861,583.98	-	446,886,060.32
Wo Capital Outlays		-	-	-	-	494,723,136.41	-	203,886,863.59
ADB ADB- Health System Enhancement to Address and Lin	01105428	-	-	-	-	21,320,155,002.53	-	14,018,517,997.47
ADB Personnel Services		-	-	-	-	-	-	-
ADB Maintenance & Other Operating Expenses		-	-	-	-	21,279,678,000.00	-	13,720,322,000.00
ADB Capital Outlays		-	-	-	-	40,477,002.53	-	298,195,997.47
Co Contingent Fund	01101402	-	-	-	-	2,800,000,000.00	-	-
Co Personnel Services		-	-	-	-	-	-	-
Co Maintenance & Other Operating Expenses		-	-	-	-	2,800,000,000.00	-	-
Co Capital Outlays		-	-	-	-	-	-	-
SUB SUB-TOTAL, SPECIAL PURPOSE		42,873,565.35	8,778,390,394.61	8,821,263,959.96	-	41,410,064,322.60	282,004.97	14,675,548,204.39
SUB PS		42,873,565.35	258,969,534.91	301,843,100.26	-	299,142,461.68	282,004.97	5,431,123.01
SUB MOOE		-	8,519,420,859.70	8,519,420,859.70	-	40,575,721,721.98	-	14,168,034,220.32
SUB CO		-	-	-	-	535,200,138.94	-	502,082,861.06
GRAND TOTAL (CURRENT YEAR 2021)		13,864,973,601.91	24,738,994,885.78	48,603,968,487.69	28,422,472.00	119,005,226,498.73	34,163,465.70	36,250,005,789.80
GRAND PS		11,498,850,118.95	17,957,841,407.77	29,456,691,526.72	-	33,868,866,692.14	12,273,134.60	1,743,929,799.45
GRAND MOOE		2,354,220,645.81	15,780,591,750.28	18,134,812,396.09	28,422,472.00	74,942,986,916.40	21,200,331.10	29,719,690,937.41
GRAND CO		11,902,837.15	1,000,561,727.73	1,012,464,564.88	-	10,193,372,890.18	690,000.00	4,786,385,052.94
I. CONTINUING APPROPRIATIONS		-	-	-	-	-	-	-
A. PROGRAMS		-	-	-	-	-	-	-
I. GENERAL ADMINISTRATION AND SUPPORT		-	-	-	-	-	-	-
Gen General Management and Supervision	100000100001000	1,022,334.73	1,550,755.48	2,573,090.21	-	785,175.15	-	371,885.87
Gen Personnel Services		207,904.79	-	207,904.79	-	32.76	-	-
Gen Maintenance & Other Operating Expenses		814,429.94	1,550,755.48	2,365,185.42	-	785,142.39	-	371,885.87
Gen Capital Outlays		-	-	-	-	-	-	-
Adm Administration of Personnel Benefits	100000100002000	29,183,710.66	36,754,370.87	65,938,081.53	-	200,323,632.47	-	3,077,752.89
Adm Personnel Services		29,183,710.66	36,754,370.87	65,938,081.53	-	200,323,632.47	-	3,077,752.89
Adm Maintenance & Other Operating Expenses		-	-	-	-	-	-	-

PROGRAM/ACTIVITY/PROJECT	PREXC CODE	TOTAL DISBURSEMENT			BALANCES			
		1st Qtr ending March 31	2nd Qtr ending June 30	TOTAL	Unreleased Appropriation	Unobligated Allotment	UNPAID OBLIGATION	
							Due and Demandable	Not Yet Due and Demandable
Adm Capital Outlays		-	-	-	-	-	-	-
TOT TOTAL, GASS		30,206,045.39	38,305,126.35	68,511,171.74	-	201,108,807.62	-	3,449,638.76
II. SUPPORT TO OPERATIONS		-	-	-	-	-	-	-
Hea Health Information Technology	200000100001000	11,250,827.84	19,761,352.64	31,012,180.48	-	553,887,770.74	-	115,721,196.45
Hea Personnel Services		-	-	-	-	2,197,727.64	-	-
Hea Maintenance & Other Operating Expenses		10,836,827.84	18,859,181.64	29,696,009.48	-	154,596,676.44	-	38,054,480.20
Hea Capital Outlays		414,000.00	902,171.00	1,316,171.00	-	397,093,366.66	-	77,666,716.25
Oper Operations of Regional Offices	200000100002000	1,554,593.96	2,704,768.02	4,259,361.98	-	8,420,682.27	-	2,375,971.13
Oper Personnel Services		175,965.84	440,590.87	616,556.71	-	192,866.90	-	35,090.52
Oper Maintenance & Other Operating Expenses		1,378,628.12	2,264,177.15	3,642,805.27	-	7,227,815.37	-	2,340,880.61
Oper Capital Outlays		-	-	-	-	1,000,000.00	-	-
TOT TOTAL, STO		12,805,421.80	22,466,120.66	35,271,542.46	-	562,308,453.01	-	118,097,167.58
III. OPERATIONS		-	-	-	-	-	-	-
PRE PREXC 00 : ACCESS TO PROMOTIVE AND PREVENTIVE HEALTH CARE		-	-	-	-	-	-	-
HEA HEALTH POLICY AND STANDARDS DEVELOPMENT PROGRAM		-	-	-	-	-	-	-
Inte International Health Policy Development and Cooperation	310100100001000	-	953,592.82	953,592.82	-	1,196,486.43	-	167,250.00
Inte Personnel Services		-	953,464.03	953,464.03	-	10,296.84	-	-
Inte Maintenance & Other Operating Expenses		-	128.79	128.79	-	1,186,189.59	-	167,250.00
Inte Capital Outlays		-	-	-	-	-	-	-
Hea Health Sector Policy and Plan Development	310100100002000	458,416.54	689,211.99	1,147,628.53	-	1,655,527.68	-	-
Hea Personnel Services		-	689,211.99	689,211.99	-	209,552.54	-	-
Hea Maintenance & Other Operating Expenses		458,416.54	-	458,416.54	-	1,445,975.14	-	-
Hea Capital Outlays		-	-	-	-	-	-	-
Hea Health Sector Research Development	310100100003000	2,829,774.72	12,206,896.08	15,036,670.80	-	70,016,766.12	-	14,928,666.56
Hea Personnel Services		-	701,967.50	701,967.50	-	204,960.33	-	-
Hea Maintenance & Other Operating Expenses		2,829,774.72	11,504,928.58	14,334,703.30	-	69,811,805.79	-	14,928,666.56
Hea Capital Outlays		-	-	-	-	-	-	-
HEA HEALTH SYSTEMS STRENGTHENING PROGRAM		-	-	-	-	-	-	-
SER SERVICE DELIVERY SUB-PROGRAM		-	-	-	-	-	-	-
Hea Health Facility Policy and Plan Development	310201100001000	4,165,733.96	5,231,197.28	9,396,931.24	-	11,434,953.14	60,010.00	3,133,260.32
Hea Personnel Services		-	-	-	-	39,424.33	-	-
Hea Maintenance & Other Operating Expenses		4,165,733.96	5,231,197.28	9,396,931.24	-	11,395,528.81	60,010.00	3,133,260.32
Hea Capital Outlays		-	-	-	-	-	-	-
Hea Health Facilities Enhancement Program	310201100002000	3,966,021.51	253,210,913.98	257,176,935.49	6,527,050.00	756,762,585.33	-	508,076,838.26
Hea Personnel Services		-	-	-	-	-	-	-
Hea Maintenance & Other Operating Expenses		1,174,465.16	2,423,136.76	3,597,601.92	-	6,627,339.71	-	758,678.91
Hea Capital Outlays		2,791,556.35	250,787,777.22	253,579,333.57	6,527,050.00	750,135,245.62	-	507,318,159.35
Loca Local Health Systems Development and Assistance	310201100003000	969,952.77	15,254,955.85	16,224,908.62	-	32,118,209.45	-	5,858,367.43
Loca Personnel Services		-	-	-	-	543.96	-	-
Loca Maintenance & Other Operating Expenses		969,952.77	15,254,955.85	16,224,908.62	-	32,117,665.49	-	5,858,367.43
Loca Capital Outlays		-	-	-	-	-	-	-
Pha Pharmaceutical Management	310201100004000	2,384,303.69	5,071,887.61	7,456,191.30	3,000,000.00	13,631,112.85	-	3,661,657.06
Pha Personnel Services		-	-	-	-	-	-	-
Pha Maintenance & Other Operating Expenses		2,384,303.69	5,071,887.61	7,456,191.30	3,000,000.00	13,631,112.85	-	3,661,657.06
Pha Capital Outlays		-	-	-	-	-	-	-
HEA HEALTH HUMAN RESOURCE SUB-PROGRAM		-	-	-	-	-	-	-
Hum Human Resource for Health (HRH) Deployment	310202100001000	54,729,295.88	98,072,221.51	152,801,517.39	0.00	396,456,928.91	-	10,640,645.44
Hum Personnel Services		8,800.00	11,515,379.98	11,524,179.98	0.00	3,395,882.84	-	9,174.00

PROGRAM/ACTIVITY/PROJECT	PREXC CODE	TOTAL DISBURSEMENT			BALANCES			
		1st Qtr ending March 31	2nd Qtr ending June 30	TOTAL	Unreleased Appropriation	Unobligated Allotment	UNPAID OBLIGATION	
							Due and Demandable	Not Yet Due and Demandable
Hum Maintenance & Other Operating Expenses		54,720,495.88	86,556,841.53	141,277,337.41	0.00	393,061,046.07	-	10,631,471.44
Hum Capital Outlays		-	-	-	-	-	-	-
Hum Human Resources for Health (HRH) and Institutional Cap	310202100002000	858,817.49	2,624,533.89	3,483,351.38	-	31,421,338.32	-	2,457,150.31
Hum Personnel Services		-	-	-	-	113,340.50	-	-
Hum Maintenance & Other Operating Expenses		858,817.49	2,624,533.89	3,483,351.38	-	31,307,997.82	-	2,457,150.31
Hum Capital Outlays		-	-	-	-	-	-	-
HEALTH PROMOTION SUB-PROGRAM		-	-	-	-	-	-	-
Hea Health Promotion	310203100001000	213,881.43	2,897,453.38	3,111,334.81	-	9,534,637.08	-	17,850,348.86
Hea Personnel Services		-	98,913.11	98,913.11	-	1,762,507.49	-	-
Hea Maintenance & Other Operating Expenses		213,881.43	2,798,540.27	3,012,421.70	-	7,772,129.59	-	17,850,348.86
Hea Capital Outlays		-	-	-	-	-	-	-
PUBLIC HEALTH PROGRAM		-	-	-	-	-	-	-
PUBLIC HEALTH MANAGEMENT SUB-PROGRAM		-	-	-	-	-	-	-
Pub Public Health Management	310301100001000	35,249,472.42	81,057,428.70	116,306,901.12	20,000,000.00	375,221,987.70	714,000.00	131,054,865.28
Pub Personnel Services		487,795.01	511,884.09	999,679.10	0.00	531,018.67	-	8,174.51
Pub Maintenance & Other Operating Expenses		34,761,677.41	80,545,544.61	115,307,222.02	20,000,000.00	374,690,969.03	714,000.00	131,046,690.77
Pub Capital Outlays		-	-	-	-	-	-	-
Ope Operation of PNAC Secretariat	310301100002000	-	53,178.82	53,178.82	-	57,463.66	-	-
Ope Personnel Services		-	-	-	-	19,586.08	-	-
Ope Maintenance & Other Operating Expenses		-	53,178.82	53,178.82	-	37,877.58	-	-
Ope Capital Outlays		-	-	-	-	-	-	-
Com Complementary Feeding Program		62,000,000.00	-	62,000,000.00	-	-	-	-
Com Personnel Services		-	-	-	-	-	-	-
Com Maintenance & Other Operating Expenses		62,000,000.00	-	62,000,000.00	-	-	-	-
Com Capital Outlays		-	-	-	-	-	-	-
ENVIRONMENTAL AND OCCUPATIONAL HEALTH SUB-PROGRAM		-	-	-	-	-	-	-
Env Environmental and Occupational Health	310302100001000	-	-	-	-	168,038.41	-	-
Env Personnel Services		-	-	-	-	-	-	-
Env Maintenance & Other Operating Expenses		-	-	-	-	168,038.41	-	-
Env Capital Outlays		-	-	-	-	-	-	-
NATIONAL IMMUNIZATION SUB-PROGRAM		-	-	-	-	-	-	-
Nat National Immunization	310303100001000	93,007,677.22	164,064,763.21	257,072,440.43	-	234,422,422.09	-	3,749,281,053.26
Nat Personnel Services		-	-	-	-	-	-	-
Nat Maintenance & Other Operating Expenses		93,007,677.22	164,064,763.21	257,072,440.43	-	234,422,422.09	-	3,749,281,053.26
Nat Capital Outlays		-	-	-	-	-	-	-
FAMILY HEALTH SUB-PROGRAM		-	-	-	-	-	-	-
Fam Family Health , Nutrition and Responsible Parenting	310304100001000	5,804,468.28	52,952,564.40	58,757,032.68	-	226,801,781.26	-	171,539,520.14
Fam Personnel Services		-	-	-	-	-	-	-
Fam Maintenance & Other Operating Expenses		5,804,468.28	52,952,564.40	58,757,032.68	-	226,801,781.26	-	171,539,520.14
Fam Capital Outlays		-	-	-	-	-	-	-
ELIMINATION OF INFECTIOUS DISEASES PROGRAM		-	-	-	-	-	-	-
Elim Elimination of Disease such as Malaria, Schistosomiasis,	310305100001000	-	1,153,000.00	1,153,000.00	-	9,920,250.25	-	-
Elim Personnel Services		-	-	-	-	-	-	-
Elim Maintenance & Other Operating Expenses		-	1,153,000.00	1,153,000.00	-	9,920,250.25	-	-
Elim Capital Outlays		-	-	-	-	-	-	-
Rab Rabies Control	310305100002000	-	-	-	-	20,103,591.50	-	-
Rab Personnel Services		-	-	-	-	-	-	-
Rab Maintenance & Other Operating Expenses		-	-	-	-	20,103,591.50	-	-
Rab Capital Outlays		-	-	-	-	-	-	-

PROGRAM/ACTIVITY/PROJECT	PREXC CODE	TOTAL DISBURSEMENT			BALANCES			
		1st Qtr ending March 31	2nd Qtr ending June 30	TOTAL	Unreleased Appropriation	Unobligated Allotment	UNPAID OBLIGATION	
							Due and Demandable	Not Yet Due and Demandable
		-	-	-	-	-	-	-
PRE PREVENTION AND CONTROL OF INFECTIOUS DISEASES SUB-PROGRAM		-	-	-	-	-	-	-
Prevention and Control of Other Infectious Disease	310306100001000	1,162,958.67	15,511,637.66	16,674,596.33	-	49,214,259.48	-	33,169,282.04
Personnel Services		-	-	-	-	-	-	-
Maintenance & Other Operating Expenses		1,162,958.67	15,511,637.66	16,674,596.33	-	49,214,259.48	-	33,169,282.04
Capital Outlays		-	-	-	-	-	-	-
		-	-	-	-	-	-	-
TB Control	310306100002000	-	-	-	-	7,814,088.80	-	-
Personnel Services		-	-	-	-	-	-	-
Maintenance & Other Operating Expenses		-	-	-	-	5,817,588.80	-	-
Capital Outlays		-	-	-	-	1,996,500.00	-	-
		-	-	-	-	-	-	-
Assistance to Philippine Tuberculosis	310306100003000	-	-	-	-	-	-	-
Personnel Services		-	-	-	-	-	-	-
Maintenance & Other Operating Expenses		-	-	-	-	-	-	-
Capital Outlays		-	-	-	-	-	-	-
		-	-	-	-	-	-	-
NON COMMUNICABLE DISEASES SUB-PROGRAM		-	-	-	-	-	-	-
Prevention and Control of Non-Communicable Diseases	310307100001000	-	-	-	-	3,118,167.21	-	32,500.00
Personnel Services		-	-	-	-	-	-	-
Maintenance & Other Operating Expenses		-	-	-	-	3,118,167.21	-	32,500.00
Capital Outlays		-	-	-	-	-	-	-
		-	-	-	-	-	-	-
EPI EPIDEMIOLOGY AND SURVEILLANCE PROGRAM		-	-	-	-	-	-	-
Epidemiology and Surveillance	310400100001000	2,264,830.36	4,142,913.61	6,407,743.97	-	11,651,599.66	-	2,119,528.70
Personnel Services		-	-	-	-	71,441.01	-	-
Maintenance & Other Operating Expenses		2,264,830.36	4,142,913.61	6,407,743.97	-	11,580,158.65	-	2,119,528.70
Capital Outlays		-	-	-	-	-	-	-
		-	-	-	-	-	-	-
HEA HEALTH EMERGENCY MANAGEMENT PROGRAM		-	-	-	-	-	-	-
Health Emergency Preparedness and Response	310500100001000	715,873.36	8,201,168.43	8,917,041.79	-	14,326,740.69	-	12,485,377.68
Personnel Services		-	-	-	-	1,420.95	-	-
Maintenance & Other Operating Expenses		715,873.36	8,201,168.43	8,917,041.79	-	14,325,319.74	-	12,485,377.68
Capital Outlays		-	-	-	-	-	-	-
		-	-	-	-	-	-	-
Quick Response Fund	310500100002000	42,931.99	7,076,547.52	7,119,479.51	-	84,529,478.31	-	10,995,009.82
Personnel Services		-	-	-	-	-	-	-
Maintenance & Other Operating Expenses		10,454.49	1,985,008.52	1,995,463.01	-	16,010,877.19	-	1,477,211.22
Capital Outlays		32,477.50	5,091,539.00	5,124,016.50	-	68,518,601.12	-	9,517,798.60
		-	-	-	-	-	-	-
SUB-TOTAL, 00 : ACCESS TO PROMOTIVE AND PREVENTIVE HEALTH CARE		270,824,410.29	730,426,066.74	1,001,250,477.03	29,527,050.00	2,361,578,414.32	774,010.00	4,677,451,321.16
PRE PREXC 00 : ACCESS TO CURATIVE AND REHABILITATIVE HEALTH CARE		-	-	-	-	-	-	-
HEA HEALTH FACILITIES OPERATION PROGRAM		-	-	-	-	-	-	-
CUR CURATIVE HEALTH CARE SUB-PROGRAM		-	-	-	-	-	-	-
Operation of Blood Centers and National Voluntary Blood	320101100001000	1,275,943.57	6,538,803.49	7,814,747.06	-	55,543,721.00	-	27,544,747.17
Personnel Services		-	607,856.85	607,856.85	-	18,064.75	-	516,666.24
Maintenance & Other Operating Expenses		1,275,943.57	5,930,946.64	7,206,890.21	-	55,525,656.25	-	27,028,080.93
Capital Outlays		-	-	-	-	-	-	-
		-	-	-	-	-	-	-
Operation of DOH Hospitals in Metro Manila (MM)	320101100002000	6,579,377.69	37,861,625.08	44,441,002.77	-	110,302,799.07	-	78,216,215.01
Personnel Services		161,881.26	15,489,534.84	15,651,416.10	-	1,033,978.56	-	12,467.25
Maintenance & Other Operating Expenses		6,417,496.43	22,372,090.24	28,789,586.67	-	107,955,820.51	-	75,516,747.76
Capital Outlays		-	-	-	-	1,313,000.00	-	2,687,000.00
		-	-	-	-	-	-	-
Operation of DOH Regional Hospitals and Other Health Facilities	320101100003000	48,809,719.84	166,053,765.40	214,863,485.24	19,802,000.00	172,506,116.24	1,199,121.50	185,057,022.69
Personnel Services		1,771,544.64	4,940,014.98	6,711,559.62	0.00	4,682,169.02	-	4,915,774.41
Maintenance & Other Operating Expenses		22,038,175.20	72,960,893.28	94,999,068.48	19,802,000.00	113,200,069.65	1,199,121.50	28,911,569.52
Capital Outlays		25,000,000.00	88,152,857.14	113,152,857.14	-	54,623,877.57	-	151,229,678.76


	PROGRAM/ACTIVITY/PROJECT	PREXC CODE	TOTAL DISBURSEMENT			BALANCES			
			1st Qtr ending March 31	2nd Qtr ending June 30	TOTAL	Unreleased Appropriation	Unobligated Allotment	UNPAID OBLIGATION	
								Due and Demandable	Not Yet Due and Demandable
			-	-	-	-	-	-	-
Oper	Operation of National Reference Laboratories	320101100004000	269,939.87	7,135,561.45	7,405,501.32	37,000,000.00	14,811,979.02	-	31,079,212.89
Oper	Personnel Services		-	-	-	-	-	-	-
Oper	Maintenance & Other Operating Expenses		269,939.87	7,135,561.45	7,405,501.32	-	14,811,979.02	-	31,079,212.89
Oper	Capital Outlays		-	-	-	37,000,000.00	-	-	-
REH	REHABILITATIVE HEALTH CARE SUB-PROGRAM		-	-	-	-	-	-	-
Oper	Operation of Dangerous Drug Abuse Treatment and Reh	320102100001000	9,231,982.78	12,989,076.93	22,221,059.71	0.00	37,763,136.06	-	27,050,087.43
Oper	Personnel Services		3,549,234.70	3,954,271.47	7,503,506.17	-	697,317.53	-	27,940.81
Oper	Maintenance & Other Operating Expenses		5,682,748.08	7,249,992.86	12,932,740.94	0.00	29,395,560.00	-	8,148,217.75
Oper	Capital Outlays		-	1,784,812.60	1,784,812.60	-	7,670,258.53	-	18,873,928.87
SUE	SUB-TOTAL, 00 : ACCESS TO CURATIVE AND REHABILITATIVE HEALTH C		66,166,963.75	230,578,832.35	296,745,796.10	56,802,000.00	390,927,751.39	1,199,121.50	348,947,285.19
PRE	PREXC 00 : ACCESS TO SAFE AND QUALITY HEALTH COMMODITIES, DE		-	-	-	-	-	-	-
HEA	HEALTH REGULATORY PROGRAM		-	-	-	-	-	-	-
HEA	HEALTH FACILITIES AND SERVICES REGULATION SUB-PROGRAM		-	-	-	-	-	-	-
Reg	Regulations of Health Facilities and Services	330101100001000	-	57,360.00	57,360.00	-	1,218,324.91	-	-
Reg	Personnel Services		-	-	-	-	114,222.92	-	-
Reg	Maintenance & Other Operating Expenses		-	57,360.00	57,360.00	-	1,104,101.99	-	-
Reg	Capital Outlays		-	-	-	-	-	-	-
Reg	Regulation of Regional Health Facilities and Services	330101100002000	688,145.71	2,127,376.44	2,815,522.15	-	5,608,060.25	-	1,394,773.60
Reg	Personnel Services		77,956.35	88,247.72	166,204.07	0.00	3,851.16	-	-
Reg	Maintenance & Other Operating Expenses		610,189.36	2,039,128.72	2,649,318.08	-	5,604,209.09	-	1,394,773.60
Reg	Capital Outlays		-	-	-	-	-	-	-
CON	CONSUMER HEALTH AND WELFARE SUB-PROGRAM		-	-	-	-	-	-	-
Reg	Regulation of Health Products and Establishments	330102100001000	-	7,808.20	7,808.20	-	1,457,887.66	-	-
Reg	Personnel Services		-	7,808.20	7,808.20	-	1,457,887.66	-	-
Reg	Maintenance & Other Operating Expenses		-	-	-	-	-	-	-
Reg	Capital Outlays		-	-	-	-	-	-	-
ROU	ROUTINE QUARANTINE SERVICES SUB-PROGRAM	330103000000000	-	-	-	-	-	-	-
Pro	Provision of Quarantine Services and International Health	330103100001000	-	-	-	-	5,547.55	-	-
Pro	Personnel Services		-	-	-	-	5,547.55	-	-
Pro	Maintenance & Other Operating Expenses		-	-	-	-	-	-	-
Pro	Capital Outlays		-	-	-	-	-	-	-
SUE	SUB-TOTAL, 00: ACCESS TO SAFE AND QUALITY HEALTH COMMODITIES		688,145.71	2,192,544.64	2,880,690.35	-	8,289,820.37	-	1,394,773.60
PRE	PREXC 00: ACCESS TO SOCIAL HEALTH PROTECTION ASSURED		-	-	-	-	-	-	-
SOC	SOCIAL HEALTH PROTECTION PROGRAM		-	-	-	-	-	-	-
PRC	PROJECTS		-	-	-	-	-	-	-
LOC	LOCALLY - FUNDED PROJECTS		-	-	-	-	-	-	-
Ass	Assistance to Indigent Patients either confined or out pati	340100100001000	125,424,709.19	503,122,779.26	628,547,488.45	1,043,500,000.00	906,827,520.50	1,220,206.75	781,140,885.45
Ass	Personnel Services		-	-	-	-	-	-	-
Ass	Maintenance & Other Operating Expenses		125,424,709.19	503,122,779.26	628,547,488.45	1,043,500,000.00	906,827,520.50	1,220,206.75	781,140,885.45
Ass	Capital Outlays		-	-	-	-	-	-	-
SUE	SUB-TOTAL, 00: ACCESS TO SOCIAL HEALTH PROTECTION ASSURED		125,424,709.19	503,122,779.26	628,547,488.45	1,043,500,000.00	906,827,520.50	1,220,206.75	781,140,885.45
TOT	TOTAL, OPERATIONS		463,104,228.94	1,466,320,222.99	1,929,424,451.92	1,129,829,050.00	3,667,623,506.57	3,193,338.25	5,808,934,265.40
TOT	TOTAL SPECIFIC BUDGET (CONAP 2019)		506,115,696.13	1,527,091,470.00	2,033,207,166.13	1,129,829,050.00	4,431,040,767.20	3,193,338.25	5,930,481,071.74
TOT	PS		35,624,793.25	76,753,516.50	112,378,309.75	-	217,087,274.45	-	8,603,040.63
TOT	MOOE		442,252,869.03	1,103,618,796.54	1,545,871,665.57	1,086,302,000.00	2,931,602,643.24	3,193,338.25	5,154,584,749.28
TOT	CO		28,238,033.85	346,719,156.96	374,957,190.81	43,527,050.00	1,282,350,849.50	-	767,293,281.83
III.	III. SPECIAL PURPOSE FUND								
Bay	Bayanihan Act II, RA#11494 (SARO-BMB-B-20-001816)	01102414	837,756,329.41	1,387,197,176.39	2,224,953,505.80	-	161,380,804.02	-	151,624,522.54
Bay	Personnel Services		153,133.20	17,555,393.14	17,708,526.34	-	50,104,696.47	-	0.56
Bay	Maintenance & Other Operating Expenses		837,603,196.21	1,369,641,783.25	2,207,244,979.46	-	111,276,107.55	-	151,624,521.98

PROGRAM/ACTIVITY/PROJECT	PREXC CODE	TOTAL DISBURSEMENT			BALANCES			
		1st Qtr ending March 31	2nd Qtr ending June 30	TOTAL	Unreleased Appropriation	Unobligated Allotment	UNPAID OBLIGATION	
							Due and Demandable	Not Yet Due and Demandable
Bay Capital Outlays		-	-	-	-	-	-	-
Bay Bayanihan to Recover as One Act RA 11494 * Hiring, Valid June 30, 2021 (S		174,298,824.36	1,866,727,454.89	2,041,026,279.25	-	119,614,180.70	-	412,167,677.05
Bay Personnel Services		-	-	-	-	-	-	-
Bay Maintenance & Other Operating Expenses		174,298,824.36	1,866,727,454.89	2,041,026,279.25	-	119,614,180.70	-	412,167,677.05
Bay Capital Outlays		-	-	-	-	-	-	-
Qui Quick Response Fund (SARO-BMB-B-21-0000465)*HRH for 3rd Qtr, Validity		-	1,055,837.85	1,055,837.85	-	764,052,921.93	-	16,371,482.22
Qui Personnel Services		-	-	-	-	-	-	-
Qui Maintenance & Other Operating Expenses		-	1,055,837.85	1,055,837.85	-	764,052,921.93	-	16,371,482.22
Qui Capital Outlays		-	-	-	-	-	-	-
Mis Miscellaneous Personnel Benefits Fund		77,251,849.36	238,926,064.28	316,177,913.64	-	229,234,936.67	-	6,810,765.48
Mis Personnel Services		77,251,849.36	238,926,064.28	316,177,913.64	-	229,234,936.67	-	6,810,765.48
Mis Maintenance & Other Operating Expenses		-	-	-	-	-	-	-
Mis Capital Outlays		-	-	-	-	-	-	-
QRF QRF-NDRRMF Calamity Funds (Covid-19)	01102401	6,701,168.16	16,600,516.71	23,301,684.87	-	122,894,177.21	-	9,194,128.34
QRF Personnel Services		-	-	-	-	-	-	-
QRF Maintenance & Other Operating Expenses		6,701,168.16	16,600,516.71	23,301,684.87	-	60,894,177.21	-	9,194,128.34
QRF Capital Outlays		-	-	-	-	62,000,000.00	-	-
Pen Pension and Gratuity Fund		76,631.22	6.37	76,637.59	-	36,899.38	-	-
Pen Personnel Services		76,631.22	6.37	76,637.59	-	36,899.38	-	-
Pen Maintenance & Other Operating Expenses		-	-	-	-	-	-	-
Pen Capital Outlays		-	-	-	-	-	-	-
Bay Bayanihan to Recover as One Act (SARO-BMB-B-21-0000247) RA 11494 * C		4,186,801,608.00	3,759,410,548.19	7,946,212,156.19	-	66,047,696.55	8,236,000.00	1,979,504,147.26
Bay Personnel Services		-	-	-	-	-	-	-
Bay Maintenance & Other Operating Expenses		4,186,801,608.00	3,759,410,548.19	7,946,212,156.19	-	66,047,696.55	8,236,000.00	1,979,504,147.26
Bay Capital Outlays		-	-	-	-	-	-	-
Bay Bayanihan Act II, (SARO-BMB-B-20-0018166) RA#114	01102414	72,813,856.55	775,231,974.21	848,045,830.76	-	131,601,376.15	1,961,318.00	460,009,077.52
Bay Personnel Services		-	-	-	-	-	-	-
Bay Maintenance & Other Operating Expenses		45,933,318.61	628,639,057.12	674,572,375.73	-	56,890,072.56	-	92,213,129.71
Bay Capital Outlays		26,880,537.94	146,592,917.09	173,473,455.03	-	74,711,303.58	1,961,318.00	367,795,947.81
Bay Bayanihan Act II (SARO-BMB-B-21-0004459), valid June 30, 2021		-	6,289,560,494.41	6,289,560,494.41	-	2,437,983,072.96	-	292,962,261.63
Bay Personnel Services		-	1,425,900,377.07	1,425,900,377.07	-	743,778,357.42	-	45,616,185.51
Bay Maintenance & Other Operating Expenses		-	4,863,660,117.34	4,863,660,117.34	-	1,694,204,715.54	-	247,346,076.12
Bay Capital Outlays		-	-	-	-	-	-	-
Bay Bayanihan Act II - SARO-BMB-B-20-0022460), Valid June 30, 2021		-	423,727,783.61	423,727,783.61	-	206,890,666.15	-	122,447,911.81
Bay Personnel Services		-	423,727,783.61	423,727,783.61	-	206,890,666.15	-	122,447,911.81
Bay Maintenance & Other Operating Expenses		-	-	-	-	-	-	-
Bay Capital Outlays		-	-	-	-	-	-	-
SUB SUB-TOTAL, SPECIAL PURPOSE		5,355,700,267.06	14,758,437,856.92	20,114,138,123.98	-	4,239,736,731.71	10,197,318.00	3,451,091,973.84
SUB PS		77,481,613.78	2,106,109,624.47	2,183,591,238.25	-	1,230,045,556.09	-	174,874,863.36
SUB MOOE		5,251,338,115.34	12,505,735,315.36	17,757,073,430.70	-	2,872,979,872.04	8,236,000.00	2,908,421,162.67
SUB CO		26,880,537.94	146,592,917.09	173,473,455.03	-	136,711,303.58	1,961,318.00	367,795,947.81
TO TOTAL (CONAP 2020)		5,861,815,963.19	16,285,529,326.92	22,147,345,290.10	1,129,829,050.00	8,670,777,498.91	13,390,656.25	9,381,573,045.58
TO PS		113,106,407.03	2,182,863,140.97	2,295,969,548.00	-	1,447,132,830.55	-	183,477,903.99
TO MOOE		5,693,590,984.37	13,609,354,111.90	19,302,945,096.27	1,086,302,000.00	5,804,582,515.28	11,429,338.25	8,063,005,911.95
TO CO		55,118,571.79	493,312,074.05	548,430,645.84	43,527,050.00	1,419,062,153.08	1,961,318.00	1,135,089,229.64
GRAND TOTAL (CURRENT + CONAP)		19,726,789,565.10	51,024,524,212.70	70,751,313,777.80	1,158,251,522.00	127,676,003,997.63	47,554,121.95	45,631,678,835.38
GR PS		11,811,956,525.98	20,140,704,548.74	31,752,661,074.72	-	35,315,999,522.69	12,273,134.60	1,927,407,703.44

PROGRAM/ACTIVITY/PROJECT	PREXC CODE	TOTAL DISBURSEMENT			BALANCES			
		1st Qtr ending March 31	2nd Qtr ending June 30	TOTAL	Unreleased Appropriation	Unobligated Allotment	UNPAID OBLIGATION	
							Due and Demandable	Not Yet Due and Demandable
GRA MOOE		8,047,811,630.18	29,389,945,862.17	37,437,757,492.36	1,114,724,472.00	80,747,569,431.68	32,629,669.35	37,782,696,849.36
GRA CO		67,021,408.94	1,493,873,801.78	1,560,895,210.72	43,527,050.00	11,612,435,043.26	2,651,318.00	5,921,474,282.58
Checking								

Based on 100% Submission of Fund Utilization Report


Certified Correct:



 AGNES D. MARFORI
 OIC, BUDGET DIVISION

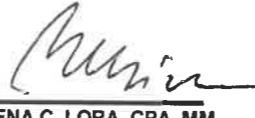
af

Certified Correct:



 FILIPINA V. VELASQUEZ, CPA, MM
 OIC, ACCOUNTING DIVISION

Recommending Approval :



 ROWENA C. LORA, CPA, MM
 OIC, DIRECTOR IV
 FINANCIAL AND MANAGEMENT SERVICE