

STATEMENT OF APPROPRIATIONS, ALLOTMENTS, OBLIGATIONS, DISBURSEMENTS AND BALANCES
As of the Quarter Ending September 30, 2022

Department: Department of Health (DOH)
Agency: Office of the Secretary
Operating Unit: All
Organization Code (UACS): 130010000
Fund Cluster: 01 - Regular Agency Fund, 04 - Special Accounts/ Foreign Assisted

■ Current Year Appropriations
■ Continuing Appropriations

Table with columns: PROGRAM/ACTIVITY/PRO, PREXC CODE, APPROPRIATION (Authorized, Appropriation, Outside Dept., Within Dept., Adjusted Appropriations), ALLOTMENTS (Allotments Received, Adjustments, Transfer from, Adjusted Total Allotments), and TOTAL OBLIGATION (1st Qtr ending March 31, 2nd Qtr ending June 30, 3rd Qtr ending Sept. 30, 4th Qtr ending Dec. 31, TOTAL). Rows include categories like I. NEW APPROPRIATION (CURRENT), II. SUPPORT TO OPERATIONS, and III. OPERATIONS.

PROGRAM/ACTIVITY/PROJECT	PREXC CODE	APPROPRIATION				ALLOTMENTS					TOTAL OBLIGATION				
		Authorized	Appropriation	Outside Dept.	Within Dept.	Adjusted Appropriations	Allotments Received	Adjustments	Transfer from	Adjusted Total Allotments	1st Qtr ending March 31	2nd Qtr ending June 30	3rd Qtr ending Sept. 30	4th Qtr ending Dec. 31	TOTAL
							TOTAL	TOTAL							
SUB-TOTAL, SPECIAL PURPOSE FUND		1,181,942,337.81	-	1,528,318,486.87	2,710,260,824.68	1,181,942,337.81	1,528,318,486.87	(1,735,494,912.86)	1,735,494,912.86	2,710,260,824.68	1,897,356,802.59	618,853,602.92	1,669,589.56	-	2,517,879,995.07
PS		-	-	-	-	-	-	-	-	-	-	-	-	-	-
MOOE		916,822,907.45	-	1,234,699,286.87	2,151,522,194.32	916,822,907.45	1,234,699,286.87	(1,677,494,912.86)	1,677,494,912.86	2,151,522,194.32	1,764,263,784.88	262,852,206.59	7,543,565.90	-	2,019,572,425.57
CO		265,119,430.36	-	293,619,200.00	558,738,630.36	265,119,430.36	293,619,200.00	(58,000,000.00)	58,000,000.00	558,738,630.36	133,093,017.71	356,001,396.33	9,213,155.46	-	498,307,569.50
TOTAL (CONAP 2021)		9,224,334,988.94	-	1,979,224,249.25	11,203,559,238.19	9,224,334,988.94	1,979,224,249.25	(5,272,684,286.82)	5,272,684,286.82	11,203,559,238.19	4,595,053,990.40	2,609,152,356.82	1,403,620,000.40	-	8,607,826,347.62
PS		-	-	-	-	-	-	-	-	-	-	-	-	-	-
MOOE		7,334,255,652.87	-	1,547,705,733.87	8,881,961,386.74	7,334,255,652.87	1,547,705,733.87	(5,164,684,286.82)	5,164,684,286.82	8,881,961,386.74	4,005,363,941.63	1,983,158,134.67	1,096,473,299.38	-	7,084,995,375.68
CO		1,890,079,336.07	-	431,518,515.38	2,321,597,851.45	1,890,079,336.07	431,518,515.38	(108,000,000.00)	108,000,000.00	2,321,597,851.45	589,690,048.77	625,994,222.15	307,146,701.02	-	1,522,830,971.94
GRAND TOTAL (CURRENT + CONAP)		197,066,173,988.94	-	46,273,782,551.25	243,339,956,540.19	193,734,887,988.94	46,273,782,551.25	(84,352,218,132.29)	84,352,218,132.29	240,008,670,540.19	37,229,790,956.17	45,995,967,868.56	42,857,474,280.09	-	126,083,233,104.81
PS		74,509,132,000.00	-	2,174,406,866.00	76,683,538,866.00	74,509,132,000.00	2,174,406,866.00	(28,840,455,359.33)	28,840,455,359.33	76,683,538,866.00	17,424,406,258.34	21,897,212,270.16	17,265,963,024.25	-	56,587,581,552.75
MOOE		93,639,782,652.87	-	43,017,761,664.87	136,657,544,317.74	90,308,496,652.87	43,017,761,664.87	(32,649,695,566.96)	32,649,695,566.96	133,326,258,317.74	15,947,678,269.23	17,484,201,123.76	18,435,627,829.56	-	51,867,507,222.55
CO		28,917,259,336.07	-	1,081,614,020.38	29,998,873,356.45	28,917,259,336.07	1,081,614,020.38	(22,862,067,206.00)	22,862,067,206.00	29,998,873,356.45	3,857,706,428.60	6,614,554,474.64	7,155,883,426.27	-	17,628,144,329.51

Department: Department of H
Agency: Office of the Secretary
Operating Unit: All
Organization Code (UACS): 13001000
Fund Cluster: 01 - Regular Agency Fu

PROGRAM/ACTIVITY/PRO	PREXC CODE	TOTAL DISBURSEMENT					BALANCES			
		1st Qtr ending March 31	2nd Qtr ending June 30	3rd Qtr ending Sept. 30	4th Qtr ending Dec. 31	TOTAL	Unreleased Appropriation	Unobligated Allotment	UNPAID OBLIGATION	
									Due and Demandable	Not Yet Due and Demandable
I. NEW APPROPRIATION (CURRENT)										
A. PROGRAMS										
I. GENERAL ADMINISTRATION AND SUPPORT										
General Management	100000100001000	123,872,640.72	190,834,116.27	153,096,834.63	-	467,803,591.62	-	163,722,332.91	-	38,653,075.47
Personnel Services		83,300,594.75	115,337,507.60	104,118,594.25	-	302,756,696.60	-	56,448,555.83	-	6,382,747.57
Maintenance & Other Operating Expenses		40,572,045.97	75,496,808.67	48,978,240.38	-	165,046,895.02	-	107,273,777.08	-	32,270,327.90
Capital Outlays		-	-	-	-	-	-	-	-	-
Administration of Person	100000100002000	734,324,638.46	1,567,925,826.46	1,673,384,369.88	-	3,975,634,834.80	-	3,557,027,257.90	-	129,643,907.30
Personnel Services		734,324,638.46	1,567,925,826.46	1,673,384,369.88	-	3,975,634,834.80	-	3,557,027,257.90	-	129,643,907.30
Maintenance & Other Operating Expenses		-	-	-	-	-	-	-	-	-
Capital Outlays		-	-	-	-	-	-	-	-	-
TOTAL, GASS		858,197,279.18	1,758,759,942.73	1,826,481,204.51	-	4,443,438,426.42	-	3,720,749,590.81	-	168,296,982.77
II. SUPPORT TO OPERATIONS										
Health Information Tech	200000100001000	20,839,354.09	160,603,826.37	2,169,009.23	-	183,612,189.69	-	313,906,504.93	-	141,149,305.38
Personnel Services		5,637,487.90	1,068,012.08	-	-	6,705,499.98	-	-	-	7,500.02
Maintenance & Other Operating Expenses		15,201,866.19	42,789,219.29	48,342,631.58	-	106,333,717.06	-	64,564,010.66	-	92,834,272.28
Capital Outlays		-	116,746,595.00	46,173,622.35	-	70,572,972.65	-	249,342,494.27	-	48,307,533.08
Operations of Regional	200000100002000	267,443,429.51	294,310,356.20	298,975,457.36	-	860,729,243.07	-	413,399,460.02	-	58,951,296.91
Personnel Services		237,447,549.68	247,892,646.59	255,358,371.62	-	740,698,567.89	-	344,385,172.43	-	24,407,259.68
Maintenance & Other Operating Expenses		29,995,879.83	46,417,709.61	43,617,085.74	-	120,030,675.18	-	69,014,287.59	-	34,544,037.23
Capital Outlays		-	-	-	-	-	-	-	-	-
Procurement and Suppl	200000100003000	4,420,426.36	111,235,225.73	377,002,255.80	-	492,657,907.89	-	433,634,006.94	-	1,270,035,085.17
Personnel Services		-	-	-	-	-	-	-	-	-
Maintenance & Other Operating Expenses		4,420,426.36	87,167,014.66	241,882,590.64	-	333,470,031.66	-	69,346,616.93	-	1,058,490,351.41
Capital Outlays		-	24,068,211.07	135,119,665.16	-	159,187,876.23	-	364,287,390.01	-	211,544,733.76
TOTAL, STO		292,703,209.96	566,149,408.30	678,146,722.39	-	1,536,999,340.65	-	1,160,939,971.89	-	1,470,135,687.46
III. OPERATIONS										
ACCESS TO PROMOTIVE AND PREVENTIVE										
HEALTH POLICY AND STANDARDS DEVELOPMENT										
International Health Poli	310100100001000	17,034,777.81	23,196,479.90	32,525,271.19	-	72,756,528.90	-	117,069,310.97	-	30,461,160.13
Personnel Services		5,861,775.58	8,386,573.93	6,565,465.47	-	20,813,814.98	-	17,759,836.00	-	2,672,349.02
Personnel Services		4,505,615.23	5,666,572.68	4,297,154.52	-	14,469,342.43	-	8,665,522.00	-	324,135.57
Maintenance & Other Operating Expenses		1,356,160.35	2,720,001.25	2,268,310.95	-	6,344,472.55	-	9,094,314.00	-	2,348,213.45
Capital Outlays		-	-	-	-	-	-	-	-	-
Health Sector Policy and	310100100002000	10,666,880.35	12,347,056.93	9,212,255.03	-	32,226,192.31	-	4,650,192.57	-	9,104,615.12
Personnel Services		8,147,350.48	9,763,398.35	5,518,323.88	-	23,429,072.71	-	77.22	-	215,850.07
Maintenance & Other Operating Expenses		2,519,529.87	2,583,658.58	3,693,931.15	-	8,797,119.60	-	4,650,115.35	-	8,888,765.05
Capital Outlays		-	-	-	-	-	-	-	-	-
Health Sector Research	310100100003000	506,121.88	2,462,849.04	16,747,550.69	-	19,716,521.61	-	94,659,282.40	-	18,684,195.99
Personnel Services		-	-	8,416,852.66	-	8,416,852.66	-	50,769,228.65	-	684,918.69
Maintenance & Other Operating Expenses		506,121.88	2,462,849.04	8,330,698.03	-	11,299,668.95	-	43,890,053.75	-	17,999,277.30
Capital Outlays		-	-	-	-	-	-	-	-	-
HEALTH SYSTEMS STRENGTHENING PROGRAM		3,658,549,308.66	5,878,661,930.94	5,567,411,197.50	-	15,104,622,437.09	-	14,983,354,375.08	-	11,735,363,187.83
SERVICE DELIVERY SUB-PROGRAM										
Health Facility Policy and	310201100001000	22,990,396.39	59,363,452.66	56,613,100.35	-	138,966,949.40	-	136,874,514.68	-	53,237,535.92
Personnel Services		8,421,506.51	10,419,705.98	8,952,770.02	-	27,793,982.51	-	6,035,458.48	-	568,559.01
Maintenance & Other Operating Expenses		14,568,889.88	48,943,746.68	47,660,330.33	-	111,172,966.89	-	130,839,056.20	-	52,668,976.91
Capital Outlays		-	-	-	-	-	-	-	-	-
Health Facilities Enhanc	310201100002000	164,774,166.97	937,341,614.20	1,662,035,111.40	-	2,764,150,892.57	-	9,399,625,668.64	-	10,902,790,437.79
Personnel Services		-	-	-	-	-	-	-	-	-
Maintenance & Other Operating Expenses		5,356,390.75	13,007,827.60	15,334,335.66	-	33,698,554.01	-	26,112,306.91	-	12,189,139.08
Capital Outlays		159,417,776.22	924,333,786.60	1,646,700,775.74	-	2,730,452,338.56	-	9,373,513,362.73	-	10,890,601,298.71
Local Health Systems D	310201100003000	37,609,874.18	79,323,272.75	107,476,585.70	-	224,409,732.63	-	164,694,071.19	-	114,801,196.18

PROGRAM/ACTIVITY/PROJECT	PREXC CODE	TOTAL DISBURSEMENT					BALANCES			
		1st Qtr ending March 31	2nd Qtr ending June 30	3rd Qtr ending Sept. 30	4th Qtr ending Dec. 31	TOTAL	Unreleased Appropriation	Unobligated Allotment	UNPAID OBLIGATION	
									Due and Demandable	Not Yet Due and Demandable
Personnel Services		4,407,227.90	6,102,426.88	510,588.72	-	11,020,243.50	-	783.70	-	3,972.80
Maintenance & Other Operating Expenses		33,202,646.28	73,220,845.87	106,965,996.98	-	213,389,489.13	-	164,693,287.49	-	114,797,223.38
Capital Outlays		-	-	-	-	-	-	-	-	-
Pharmaceutical Manag	310201100004000	5,373,692.44	12,505,049.44	19,512,457.82	-	37,391,199.70	-	55,172,521.30	-	21,964,279.01
Personnel Services		-	-	-	-	-	-	-	-	-
Maintenance & Other Operating Expenses		5,373,692.44	12,505,049.44	19,512,457.82	-	37,391,199.70	-	55,172,521.30	-	21,964,279.01
Capital Outlays		-	-	-	-	-	-	-	-	-
HEALTH HUMAN RESOURCE SUB-PROGRAM		3,410,932,141.79	4,730,394,062.88	3,622,905,182.66	-	11,764,231,387.34	-	4,991,308,463.74	-	524,995,148.92
National Health Workfo	310202100001000	3,398,429,690.17	4,710,706,955.31	3,592,827,278.00	-	11,701,963,923.49	-	4,873,866,831.38	-	439,413,245.13
Personnel Services		3,282,721,883.29	4,631,461,522.04	3,470,694,806.11	-	11,384,878,211.45	-	4,517,699,376.57	-	391,150,411.98
Maintenance & Other Operating Expenses		115,707,806.88	79,245,433.27	122,132,471.89	-	317,085,712.04	-	356,167,454.81	-	48,262,833.15
Capital Outlays		-	-	-	-	-	-	-	-	-
Human Resources for H	310202100002000	12,502,451.62	19,687,107.57	30,077,904.66	-	62,267,463.85	-	117,441,632.36	-	85,581,903.79
Personnel Services		6,614,825.34	7,970,014.07	6,698,582.04	-	21,283,421.45	-	20,806,639.49	-	600,939.06
Maintenance & Other Operating Expenses		5,887,626.28	11,717,093.50	23,379,322.62	-	40,984,042.40	-	96,634,992.87	-	84,980,964.73
Capital Outlays		-	-	-	-	-	-	-	-	-
HEALTH PROMOTION SUB-PROGRAM		16,869,036.89	59,734,479.01	98,868,759.57	-	175,472,275.47	-	235,679,134.53	-	117,574,590.00
Health Promotion	310203100001000	16,869,036.89	59,734,479.01	98,868,759.57	-	175,472,275.47	-	235,679,134.53	-	117,574,590.00
Personnel Services		2,808,095.67	3,523,394.13	3,985,171.75	-	10,316,661.55	-	18,351,632.22	-	387,706.23
Maintenance & Other Operating Expenses		14,060,941.22	56,211,084.88	94,883,587.82	-	165,155,613.92	-	217,327,502.31	-	117,186,883.77
Capital Outlays		-	-	-	-	-	-	-	-	-
PUBLIC HEALTH PROGRAM		2,776,773,536.58	6,020,110,450.97	5,016,579,040.71	-	13,813,463,028.25	3,285,486,000.00	21,573,294,592.59	-	9,188,493,379.16
LOCALLY - FUNDED PROJECTS		2,367,675,327.50	5,316,579,785.84	3,957,094,795.21	-	11,641,349,908.55	-	7,941,126,958.02	-	1,671,952,133.43
Compensation and Other Benefits for Covid-19 W		1,358,578,870.31	3,811,368,511.11	2,393,365,260.31	-	7,563,312,641.73	-	1,094,271,654.74	-	342,415,703.54
Personnel Services		846,293,710.12	1,441,119,437.44	1,654,943,718.76	-	3,942,356,866.32	-	438,355,981.28	-	119,287,152.40
Maintenance & Other Operating Expenses		512,285,160.19	2,370,249,073.67	738,421,541.55	-	3,620,955,775.41	-	655,915,673.46	-	223,128,551.14
Capital Outlays		-	-	-	-	-	-	-	-	-
Covid-19 Laboratory Ne	310300200001000	-	243,524,412.62	720,768,338.09	-	964,292,750.71	-	5,926,839,756.73	-	1,030,771,492.56
Personnel Services		-	-	-	-	-	-	-	-	-
Maintenance & Other Operating Expenses		-	243,524,412.62	720,768,338.09	-	964,292,750.71	-	5,926,839,756.73	-	1,030,771,492.56
Capital Outlays		-	-	-	-	-	-	-	-	-
Covid-19 Human Resource for Health Emergenc		1,009,096,457.19	1,261,686,862.11	842,961,196.81	-	3,113,744,516.11	-	920,015,546.55	-	298,764,937.34
Personnel Services		-	-	-	-	-	-	-	-	-
Maintenance & Other Operating Expenses		1,009,096,457.19	1,261,686,862.11	842,961,196.81	-	3,113,744,516.11	-	920,015,546.55	-	298,764,937.34
Capital Outlays		-	-	-	-	-	-	-	-	-
FOREIGN-ASSISTED PROJECT(S)		4,211,726.95	5,407,065.69	10,534,838.95	-	20,153,631.59	492,516,000.00	382,654,006.55	-	688,688,361.86
Health System Enhanc	310300300002000	4,211,726.95	5,407,065.69	6,443,732.89	-	16,062,525.53	-	11,797,246.12	-	36,897,228.35
Personnel Services		-	-	-	-	-	-	-	-	-
Maintenance & Other Operating Expenses		4,211,726.95	5,407,065.69	6,443,732.89	-	16,062,525.53	-	11,797,246.12	-	9,013,228.35
Capital Outlays		-	-	-	-	-	-	-	-	27,884,000.00
Philippines COVID-19 E	310300300003000	-	-	4,091,106.06	-	4,091,106.06	-	370,856,760.43	-	651,791,133.51
Personnel Services		-	-	-	-	-	-	-	-	-
Maintenance & Other Operating Expenses		-	-	314,257.08	-	314,257.08	-	210,429,717.17	-	10,995,025.75
Capital Outlays		-	-	3,776,848.98	-	3,776,848.98	-	160,427,043.26	-	640,796,107.76
World Bank Philippine Multi-Sectoral Nutrition Pro		-	-	-	-	-	492,516,000.00	-	-	-
Personnel Services		-	-	-	-	-	-	-	-	-
Maintenance & Other Operating Expenses		-	-	-	-	-	492,516,000.00	-	-	-
Capital Outlays		-	-	-	-	-	-	-	-	-
PUBLIC HEALTH MANAGEMENT SUB-PROGR		401,583,272.26	658,733,715.52	771,660,508.50	-	1,831,977,496.28	-	1,128,100,258.60	-	743,956,245.12
Public Health Managem	310301100001000	401,583,272.26	658,733,715.52	771,621,763.50	-	1,831,938,751.28	-	1,123,977,384.66	-	742,857,864.06
Personnel Services		177,949,088.93	204,907,984.95	124,789,167.68	-	507,646,241.56	-	115,525,231.97	-	30,939,526.47
Maintenance & Other Operating Expenses		223,634,183.33	453,825,730.57	646,832,595.82	-	1,324,292,509.72	-	1,008,452,152.69	-	711,918,337.59
Capital Outlays		-	-	-	-	-	-	-	-	-
Environmental and Occ	310302100001000	-	-	38,745.00	-	38,745.00	-	4,122,873.94	-	1,098,381.06

PROGRAM/ACTIVITY/PROJECT	PREXC CODE	TOTAL DISBURSEMENT					BALANCES			
		1st Qtr ending March 31	2nd Qtr ending June 30	3rd Qtr ending Sept. 30	4th Qtr ending Dec. 31	TOTAL	Unreleased Appropriation	Unobligated Allotment	UNPAID OBLIGATION	
									Due and Demandable	Not Yet Due and Demandable
Personnel Services		-	-	-	-	-	-	-	-	-
Maintenance & Other Operating Expenses		-	-	38,745.00	-	38,745.00	-	4,122,873.94	-	1,098,381.06
Capital Outlays		-	-	-	-	-	-	-	-	-
FAMILY HEALTH SUB-PROGRAM		3,303,209.87	39,389,883.92	98,395,024.99	-	141,088,118.78	-	2,843,240,313.84	-	4,135,729,567.38
Family Health , Immuniz	310304100001000	3,303,209.87	39,389,883.92	98,395,024.99	-	141,088,118.78	-	2,843,240,313.84	-	4,135,729,567.38
Personnel Services		-	-	-	-	-	-	-	-	-
Maintenance & Other Operating Expenses		3,303,209.87	39,389,883.92	98,395,024.99	-	141,088,118.78	-	2,843,240,313.84	-	4,135,729,567.38
Capital Outlays		-	-	-	-	-	-	-	-	-
Locally Funded Project		-	-	-	-	-	2,792,970,000.00	-	-	-
Procurement of Covid-19 Vaccine Booster Shots		-	-	-	-	-	2,792,970,000.00	-	-	-
Personnel Services		-	-	-	-	-	-	-	-	-
Maintenance & Other Operating Expenses		-	-	-	-	-	2,792,970,000.00	-	-	-
Capital Outlays		-	-	-	-	-	-	-	-	-
PREVENTION AND CONTROL OF INFECTIOUS		-	-	169,515,323.46	-	169,515,323.46	-	8,364,884,050.24	-	1,493,389,626.30
Prevention and Control	310306100001000	-	-	169,515,323.46	-	169,515,323.46	-	8,350,583,050.24	-	1,493,389,626.30
Personnel Services		-	-	-	-	-	-	-	-	-
Maintenance & Other Operating Expenses		-	-	169,515,323.46	-	169,515,323.46	-	8,350,583,050.24	-	1,493,389,626.30
Capital Outlays		-	-	-	-	-	-	-	-	-
Assistance to Philippine	310306100003000	-	-	-	-	-	-	14,301,000.00	-	-
Personnel Services		-	-	-	-	-	-	-	-	-
Maintenance & Other Operating Expenses		-	-	-	-	-	-	14,301,000.00	-	-
Capital Outlays		-	-	-	-	-	-	-	-	-
NON COMMUNICABLE DISEASES SUB-PROGRAM		-	-	9,378,549.60	-	9,378,549.60	-	913,289,005.34	-	454,777,445.06
Prevention and Control	310307100001000	-	-	9,378,549.60	-	9,378,549.60	-	913,289,005.34	-	454,777,445.06
Personnel Services		-	-	-	-	-	-	-	-	-
Maintenance & Other Operating Expenses		-	-	9,378,549.60	-	9,378,549.60	-	913,289,005.34	-	454,777,445.06
Capital Outlays		-	-	-	-	-	-	-	-	-
EPIDEMIOLOGY AND SURVEILLANCE PROGRAM		102,114,966.88	181,299,152.84	161,368,300.87	-	444,782,420.59	-	298,590,389.99	-	130,258,189.42
Epidemiology and Surveil	310400100001000	102,114,966.88	181,299,152.84	161,368,300.87	-	444,782,420.59	-	298,590,389.99	-	130,258,189.42
Personnel Services		4,826,025.33	6,528,899.76	4,172,078.09	-	15,527,003.18	-	26,999.46	-	37,997.36
Maintenance & Other Operating Expenses		97,288,941.55	174,723,453.08	156,318,400.78	-	428,330,795.41	-	263,306,974.53	-	123,608,230.06
Capital Outlays		-	46,800.00	877,822.00	-	924,622.00	-	35,256,416.00	-	6,611,962.00
HEALTH EMERGENCY MANAGEMENT PROGRAM		58,186,583.63	78,666,544.46	54,005,266.43	-	190,858,394.52	-	491,766,714.46	-	131,199,891.02
Health Emergency Prep	310500100001000	22,848,696.84	27,951,134.46	42,231,886.08	-	93,031,717.38	-	105,159,350.23	-	115,633,932.39
Personnel Services		5,661,035.90	1,732,364.04	-	-	7,393,399.94	-	-	-	600.06
Maintenance & Other Operating Expenses		17,187,660.94	25,734,660.42	42,231,886.08	-	85,154,207.44	-	89,217,573.73	-	102,512,218.83
Capital Outlays		-	484,110.00	-	-	484,110.00	-	15,941,776.50	-	13,121,113.50
Quick Response Fund	310500100002000	35,337,886.79	50,715,410.00	11,773,380.35	-	97,826,677.14	-	386,607,364.23	-	15,565,958.63
Personnel Services		-	-	-	-	-	-	-	-	-
Maintenance & Other Operating Expenses		35,337,886.79	50,715,410.00	11,773,380.35	-	97,826,677.14	-	86,607,364.23	-	15,565,958.63
Capital Outlays		-	-	-	-	-	-	300,000,000.00	-	-
SUB-TOTAL: ACCESS TO PROMOTIVE AND PREVENTIVE		6,612,659,173.56	12,181,834,559.10	10,831,889,076.69	-	29,626,482,809.36	3,285,486,000.00	37,464,075,383.09	-	21,215,775,807.55
ACCESS TO CURATIVE AND REHABILITATIVE		-	-	-	-	-	-	-	-	-
HEALTH FACILITIES OPERATION PROGRAM		10,353,649,182.04	14,622,878,599.59	12,285,435,503.38	-	37,261,963,285.01	16,380,000.00	14,710,241,729.71	-	4,399,444,985.28
CURATIVE HEALTH CARE SUB-PROGRAM		10,116,652,966.77	14,310,573,879.15	11,999,754,423.43	-	36,426,981,269.35	16,380,000.00	14,254,602,123.26	-	4,309,095,607.39
Operation of Blood Cen	320101100001000	17,802,954.56	27,303,942.25	41,619,369.41	-	86,726,266.22	-	214,164,065.60	-	205,379,668.18
Personnel Services		839,676.71	915,682.38	736,370.84	-	2,491,729.93	-	5,875,328.54	-	88,941.53
Maintenance & Other Operating Expenses		16,963,277.85	26,388,259.87	40,882,998.57	-	84,234,536.29	-	208,288,737.06	-	205,290,726.65
Capital Outlays		-	-	-	-	-	-	-	-	-
Operation of DOH Hosp	320101100002000	2,633,562,324.75	3,574,547,480.71	3,108,018,392.02	-	9,316,128,197.48	-	4,159,334,882.66	-	1,122,138,919.86
Personnel Services		2,405,827,477.88	2,939,711,393.87	2,341,216,651.71	-	7,686,755,523.46	-	2,520,726,497.59	-	108,001,978.95
Maintenance & Other Operating Expenses		227,547,646.87	634,585,498.84	736,067,348.09	-	1,598,200,493.80	-	1,077,809,562.46	-	749,283,943.74
Capital Outlays		187,200.00	250,588.00	30,734,392.22	-	31,172,180.22	-	560,798,822.61	-	264,852,997.17
Operation of DOH Regi	320101100003000	7,449,535,823.11	10,672,894,327.10	8,793,999,893.86	-	26,916,430,044.07	-	9,415,896,541.05	-	2,682,071,414.88
Personnel Services		6,310,065,920.67	8,409,371,841.42	6,387,458,908.32	-	21,106,896,670.42	-	6,793,791,240.51	-	185,771,089.07
Maintenance & Other Operating Expenses		1,097,736,882.75	2,195,394,453.75	2,312,324,274.03	-	5,605,455,410.53	-	2,454,697,320.43	-	2,256,827,269.04
Capital Outlays		41,733,219.69	68,128,031.93	94,216,711.51	-	204,077,963.13	-	167,407,980.10	-	239,473,056.77
Operation of National R	320101100004000	15,751,864.35	35,828,129.09	56,116,768.14	-	107,696,761.58	16,380,000.00	465,206,633.95	-	299,505,604.47

PROGRAM/ACTIVITY/PROJECT	PREXC CODE	TOTAL DISBURSEMENT					BALANCES			
		1st Qtr ending March 31	2nd Qtr ending June 30	3rd Qtr ending Sept. 30	4th Qtr ending Dec. 31	TOTAL	Unreleased Appropriation	Unobligated Allotment	UNPAID OBLIGATION	
									Due and Demandable	Not Yet Due and Demandable
Personnel Services		-	-	-	-	-	-	-	-	-
Maintenance & Other Operating Expenses		15,751,864.35	35,828,129.09	56,116,768.14	-	107,696,761.58	16,380,000.00	301,798,750.95	-	281,783,487.47
Capital Outlays		-	-	-	-	-	-	163,407,883.00	-	17,722,117.00
REHABILITATIVE HEALTH CARE SUB-PROGRAM		236,996,215.26	312,304,720.44	285,681,079.95	-	834,982,015.66	-	455,639,606.45	-	90,349,377.89
Operation of Dangerous	320102100001000	236,996,215.26	312,304,720.44	285,681,079.95	-	834,982,015.66	-	455,639,606.45	-	90,349,377.89
Personnel Services		166,151,491.48	192,171,337.58	143,762,421.42	-	502,085,250.48	-	215,875,162.98	-	5,406,586.54
Maintenance & Other Operating Expenses		70,844,723.78	120,133,382.86	141,918,658.54	-	332,896,765.18	-	239,764,443.47	-	84,942,791.35
Capital Outlays		-	-	-	-	-	-	-	-	-
SUB-TOTAL: ACCESS TO CURATIVE AND REHABILITATIVE HEALTH CARE		10,353,649,182.04	14,622,878,599.59	12,285,435,503.38	-	37,261,963,285.01	16,380,000.00	14,710,241,729.71	-	4,399,444,985.28
ACCESS TO SAFE AND QUALITY HEALTH CARE		-	-	-	-	-	-	-	-	-
HEALTH REGULATORY PROGRAM		226,620,866.94	271,226,738.03	242,371,243.88	-	740,218,848.85	-	232,532,143.94	-	30,769,007.21
HEALTH FACILITIES AND SERVICES REGULATION		67,536,878.74	92,221,790.91	87,632,801.07	-	247,391,470.72	-	91,091,608.99	-	19,887,920.29
Regulations of Health Facilities	330101100001000	14,942,232.08	19,892,393.08	20,228,810.52	-	55,063,435.68	-	23,373,872.69	-	3,231,691.63
Personnel Services		11,380,933.57	13,689,910.11	12,375,159.79	-	37,446,003.47	-	8,850,833.93	-	780,162.60
Maintenance & Other Operating Expenses		3,561,298.51	6,202,482.97	7,853,650.73	-	17,617,432.21	-	9,823,038.76	-	2,451,529.03
Capital Outlays		-	-	-	-	-	-	4,700,000.00	-	-
Regulation of Regional Health Facilities	330101100002000	52,594,646.66	72,329,397.83	67,403,990.55	-	192,328,035.04	-	67,717,736.30	-	16,656,228.66
Personnel Services		42,432,077.01	52,402,390.71	42,712,599.63	-	137,547,067.35	-	51,412,747.11	-	4,912,185.54
Maintenance & Other Operating Expenses		10,162,569.65	19,927,007.12	24,691,390.92	-	54,780,967.69	-	16,304,989.19	-	11,744,043.12
Capital Outlays		-	-	-	-	-	-	-	-	-
CONSUMER HEALTH AND WELFARE SUB-PROGRAM		113,661,598.23	122,494,678.75	90,015,105.04	-	326,171,382.02	-	81,273,223.62	-	10,343,394.36
Regulation of Health Programs	330102100001000	113,661,598.23	122,494,678.75	90,015,105.04	-	326,171,382.02	-	81,273,223.62	-	10,343,394.36
Personnel Services		113,661,598.23	122,494,678.75	90,015,105.04	-	326,171,382.02	-	81,273,223.62	-	10,343,394.36
Maintenance & Other Operating Expenses		-	-	-	-	-	-	-	-	-
Capital Outlays		-	-	-	-	-	-	-	-	-
ROUTINE QUARANTINE	330103000000000	43,347,631.44	52,871,810.70	60,553,270.60	-	156,772,712.74	-	37,279,698.56	-	231,588.70
Provision of Quarantine	330103100001000	43,347,631.44	52,871,810.70	60,553,270.60	-	156,772,712.74	-	37,279,698.56	-	231,588.70
Personnel Services		43,347,631.44	52,871,810.70	42,808,193.22	-	139,027,635.36	-	35,024,775.94	-	231,588.70
Maintenance & Other Operating Expenses		-	-	17,745,077.38	-	17,745,077.38	-	2,254,922.62	-	-
Capital Outlays		-	-	-	-	-	-	-	-	-
Health Technology Assessment	330104100001000	2,074,758.53	3,638,457.67	4,170,067.17	-	9,883,283.37	-	22,887,612.77	-	306,103.86
Personnel Services		-	-	-	-	-	-	-	-	-
Maintenance & Other Operating Expenses		2,074,758.53	3,638,457.67	4,170,067.17	-	9,883,283.37	-	22,887,612.77	-	306,103.86
Capital Outlays		-	-	-	-	-	-	-	-	-
SUB-TOTAL: ACCESS TO SAFE AND QUALITY HEALTH CARE		226,620,866.94	271,226,738.03	242,371,243.88	-	740,218,848.85	-	232,532,143.94	-	30,769,007.21
PREXC 00: ACCESS TO SOCIAL HEALTH PROGRAM		-	-	-	-	-	-	-	-	-
SOCIAL HEALTH PROTECTION PROGRAM		704,435,155.58	2,263,625,123.21	4,639,881,487.83	-	7,607,941,766.62	-	11,205,512,146.73	-	3,076,775,086.65
Assistance to Indigent Patients	340100100001000	704,435,155.58	2,263,625,123.21	4,639,881,487.83	-	7,607,941,766.62	-	10,676,312,146.73	-	3,076,775,086.65
Personnel Services		-	-	-	-	-	-	-	-	-
Maintenance & Other Operating Expenses		704,435,155.58	2,263,625,123.21	4,639,881,487.83	-	7,607,941,766.62	-	10,676,312,146.73	-	3,076,775,086.65
Capital Outlays		-	-	-	-	-	-	-	-	-
Cancer Assistance Fund	340100100002000	-	-	-	-	-	-	529,200,000.00	-	-
Personnel Services		-	-	-	-	-	-	-	-	-
Maintenance & Other Operating Expenses		-	-	-	-	-	-	529,200,000.00	-	-
Capital Outlays		-	-	-	-	-	-	-	-	-
SUBTOTAL: ACCESS TO SOCIAL HEALTH PROGRAM		704,435,155.58	2,263,625,123.21	4,639,881,487.83	-	7,607,941,766.62	-	11,205,512,146.73	-	3,076,775,086.65
TOTAL, OPERATIONS		17,897,364,378.12	29,339,665,019.93	27,999,577,311.79	-	75,236,606,709.84	3,301,866,000.00	63,612,361,403.46	-	28,722,764,886.70
TOTAL NEW APPROPRIATIONS		19,048,264,867.26	31,664,574,370.96	30,504,205,238.68	-	81,217,044,476.90	3,301,866,000.00	68,494,050,966.17	-	30,361,197,566.93
PS		14,506,773,442.49	20,045,048,758.56	16,386,925,959.95	-	50,938,748,161.00	-	18,846,927,727.43	-	1,020,179,111.57
MOOE		4,340,153,228.86	10,485,467,469.80	12,252,026,685.47	-	27,077,647,404.13	3,301,866,000.00	38,252,040,070.28	-	16,980,103,525.61
CO		201,338,195.91	1,134,058,122.60	1,865,252,593.26	-	3,200,648,911.77	-	11,395,083,168.48	-	12,360,914,919.75
II. AUTOMATIC APPROPRIATION		-	-	-	-	-	-	-	-	-
Retirement and Life Insurance	01104102	776,065,639.03	1,416,846,528.29	1,268,473,482.89	-	3,461,385,650.21	-	1,233,976,140.91	-	221,306,548.89
Personnel Services		776,065,639.03	1,416,846,528.29	1,268,473,482.89	-	3,461,385,650.21	-	1,233,976,140.91	-	221,306,548.89
Maintenance & Other Operating Expenses		-	-	-	-	-	-	-	-	-
Capital Outlays		-	-	-	-	-	-	-	-	-
Custom and Duties and Fees	01104105	-	-	-	-	-	-	0.87	-	92,633,314.13
Personnel Services		-	-	-	-	-	-	-	-	-
Maintenance & Other Operating Expenses		-	-	-	-	-	-	0.87	-	92,633,314.13
Capital Outlays		-	-	-	-	-	-	-	-	-

GRAM/ACTIVITY/PRO	PREXC CODE	TOTAL DISBURSEMENT					BALANCES			
		1st Qtr ending March 31	2nd Qtr ending June 30	3rd Qtr ending Sept. 30	4th Qtr ending Dec. 31	TOTAL	Unreleased Appropriation	Unobligated Allotment	UNPAID OBLIGATION	
									Due and Demandable	Not Yet Due and Demandable
		-	-	-	-	-	-	-	-	-
Franchise Tax	03104347	-	-	-	-	-	29,420,000.00	-	-	-
Personnel Services		-	-	-	-	-	-	-	-	-
Maintenance & Other Operating Expenses		-	-	-	-	-	29,420,000.00	-	-	-
Capital Outlays		-	-	-	-	-	-	-	-	-
		-	-	-	-	-	-	-	-	-
Regulation of Health E	03104348	47,618,554.85	59,842,221.01	70,927,295.26	-	178,388,071.12	-	386,078,703.19	-	21,771,225.69
Personnel Services		-	-	-	-	-	-	-	-	-
Maintenance & Other Operating Expenses		47,618,554.85	59,842,221.01	70,927,295.26	-	178,388,071.12	-	345,508,703.19	-	21,771,225.69
Capital Outlays		-	-	-	-	-	-	40,570,000.00	-	-
		-	-	-	-	-	-	-	-	-
Provision of Quarantin	03104349	31,352,528.97	45,814,716.76	33,650,222.51	-	110,817,468.24	-	30,037,576.99	-	7,889,954.77
Personnel Services		-	-	-	-	-	-	-	-	-
Maintenance & Other Operating Expenses		31,352,528.97	45,136,636.76	34,328,302.51	-	110,817,468.24	-	74,576.99	-	7,889,954.77
Capital Outlays		-	678,080.00	678,080.00	-	-	-	29,963,000.00	-	-
		-	-	-	-	-	-	-	-	-
Asian Development Bank - Marawi		-	9,140,792.60	-	-	9,140,792.60	-	2,891,369.40	-	-
Personnel Services		-	-	-	-	-	-	-	-	-
Maintenance & Other Operating Expenses		-	2,764,187.20	-	-	2,764,187.20	-	2,573,428.80	-	-
Capital Outlays		-	6,376,605.40	-	-	6,376,605.40	-	317,940.60	-	-
		-	-	-	-	-	-	-	-	-
SUB-TOTAL, AUTOMATIC APPROPRIATION		855,036,722.85	1,531,644,258.66	1,373,051,000.66	-	3,759,731,982.17	29,420,000.00	1,652,983,791.36	-	343,601,043.48
PS		776,065,639.03	1,416,846,528.29	1,268,473,482.89	-	3,461,385,650.21	-	1,233,976,140.91	-	221,306,548.89
MOOE		78,971,083.82	107,743,044.97	105,255,597.77	-	291,969,726.56	29,420,000.00	348,156,709.85	-	122,294,494.59
CO		-	7,054,685.40	678,080.00	-	6,376,605.40	-	70,850,940.60	-	-
		-	-	-	-	-	-	-	-	-
III. SPECIAL PURPOSE FUND		-	-	-	-	-	-	-	-	-
Pension and Graduity	01101407	-	2,078,209.37	2,939,972.50	-	5,018,181.87	-	284,750.82	-	1,045,859.31
Personnel Services		-	2,078,209.37	2,939,972.50	-	5,018,181.87	-	284,750.82	-	1,045,859.31
Maintenance & Other Operating Expenses		-	-	-	-	-	-	-	-	-
Capital Outlays		-	-	-	-	-	-	-	-	-
		-	-	-	-	-	-	-	-	-
Miscellaneous Person	01101406	377,781,581.40	541,852,194.28	11,366,880.18	-	931,000,655.86	-	14,768,694.10	-	10,982,384.04
Personnel Services		377,781,581.40	541,852,194.28	9,281,880.18	-	928,915,655.86	-	14,768,694.10	-	10,982,384.04
Maintenance & Other Operating Expenses		-	-	2,085,000.00	-	2,085,000.00	-	-	-	-
Capital Outlays		-	-	-	-	-	-	-	-	-
		-	-	-	-	-	-	-	-	-
SUB-TOTAL, SPECIAL PURPOSE FUND		377,781,581.40	543,930,403.65	14,306,852.68	-	936,018,837.73	-	15,053,444.92	-	12,028,243.35
PS		377,781,581.40	543,930,403.65	12,221,852.68	-	933,933,837.73	-	15,053,444.92	-	12,028,243.35
MOOE		-	-	2,085,000.00	-	2,085,000.00	-	-	-	-
CO		-	-	-	-	-	-	-	-	-
		-	-	-	-	-	-	-	-	-
Asian Infrastructure Investment Bank- AIIB L		-	-	-	-	-	-	12,750,000,000.00	-	-
Personnel Services		-	-	-	-	-	-	-	-	-
Maintenance & Other Operating Expenses		-	-	-	-	-	-	12,750,000,000.00	-	-
Capital Outlays		-	-	-	-	-	-	-	-	-
		-	-	-	-	-	-	-	-	-
ADB- Health System Enhancement to Address		-	-	-	-	-	-	12,750,000,000.00	-	-
Personnel Services		-	-	-	-	-	-	-	-	-
Maintenance & Other Operating Expenses		-	-	-	-	-	-	12,750,000,000.00	-	-
Capital Outlays		-	-	-	-	-	-	-	-	-
		-	-	-	-	-	-	-	-	-
WB - Philippine COVID-19 Emergency Respons		-	-	-	-	-	-	15,300,000,000.00	-	-
Personnel Services		-	-	-	-	-	-	-	-	-
Maintenance & Other Operating Expenses		-	-	-	-	-	-	15,300,000,000.00	-	-
Capital Outlays		-	-	-	-	-	-	-	-	-
		-	-	-	-	-	-	-	-	-
ADB- Health System Enhancement to Address		-	-	-	-	-	-	106,028,038.35	-	537,372,920.65
Personnel Services		-	-	-	-	-	-	-	-	-
Maintenance & Other Operating Expenses		-	-	-	-	-	-	-	-	-
Capital Outlays		-	-	-	-	-	-	106,028,038.35	-	537,372,920.65
		-	-	-	-	-	-	-	-	-
Unprogrammed Appro- Compensation and Ot		-	-	210,021,695.98	-	210,021,695.98	-	261,588,304.02	-	98,390,000.00
Personnel Services		-	-	-	-	-	-	-	-	-
Maintenance & Other Operating Expenses		-	-	210,021,695.98	-	210,021,695.98	-	261,588,304.02	-	98,390,000.00
Capital Outlays		-	-	-	-	-	-	-	-	-
		-	-	-	-	-	-	-	-	-
SUB-TOTAL, UNPROGRAMMED FUNDS		-	-	210,021,695.98	-	210,021,695.98	-	41,167,616,342.37	-	635,762,920.65
PS		-	-	-	-	-	-	-	-	-
MOOE		-	-	210,021,695.98	-	210,021,695.98	-	41,061,588,304.02	-	98,390,000.00

GRAM/ACTIVITY/PRO	PREXC CODE	TOTAL DISBURSEMENT					BALANCES			
		1st Qtr ending March 31	2nd Qtr ending June 30	3rd Qtr ending Sept. 30	4th Qtr ending Dec. 31	TOTAL	Unreleased Appropriation	Unobligated Allotment	UNPAID OBLIGATION	
									Due and Demandable	Not Yet Due and Demandable
CO		-	-	-	-	-	-	106,028,038.35	-	537,372,920.65
GRAND TOTAL (CURRENT YEAR 2022)		20,281,083,171.51	33,740,149,033.27	32,101,584,788.00	-	86,122,816,992.78	3,331,286,000.00	111,329,704,544.81	-	31,352,589,764.41
PS		15,660,620,662.92	22,005,825,690.50	17,667,621,295.52	-	55,334,067,648.94	-	20,095,957,313.25	-	1,253,513,903.80
MOOE		4,419,124,312.68	10,593,210,534.76	12,569,388,979.22	-	27,581,723,826.67	3,331,286,000.00	79,661,785,084.13	-	17,200,788,020.20
CO		201,338,195.91	1,141,112,808.00	1,864,574,513.26	-	3,207,025,517.17	-	11,571,962,147.43	-	12,898,287,840.40
L CONTINUING APPROPRIATIONS		-	-	-	-	-	-	-	-	-
A. PROGRAMS		-	-	-	-	-	-	-	-	-
I. GENERAL ADMINISTRATION AND SUPPORT		-	-	-	-	-	-	-	-	-
General Management	100000100001000	9,972,180.85	3,105,010.88	7,364,748.01	-	20,441,939.74	-	6,793,666.83	-	7,050,310.01
Personnel Services		-	-	-	-	-	-	-	-	-
Maintenance & Other Operating Expenses		9,972,180.85	3,105,010.88	7,364,748.01	-	20,441,939.74	-	6,793,666.83	-	7,050,310.01
Capital Outlays		-	-	-	-	-	-	-	-	-
Administration of Personnel	100000100002000	-	-	-	-	-	-	-	-	-
Personnel Services		-	-	-	-	-	-	-	-	-
Maintenance & Other Operating Expenses		-	-	-	-	-	-	-	-	-
Capital Outlays		-	-	-	-	-	-	-	-	-
TOTAL, GASS		9,972,180.85	3,105,010.88	7,364,748.01	-	20,441,939.74	-	6,793,666.83	-	7,050,310.01
II. SUPPORT TO OPERATIONS		-	-	-	-	-	-	-	-	-
Health Information Tech	200000100001000	141,573.49	52,687.29	1,697,231.63	-	1,891,492.41	-	7,639,012.61	-	1,596,784.23
Personnel Services		-	-	-	-	-	-	-	-	-
Maintenance & Other Operating Expenses		141,573.49	52,687.29	1,697,231.63	-	1,891,492.41	-	7,639,012.61	-	1,596,784.23
Capital Outlays		-	-	-	-	-	-	-	-	-
Operations of Regional	200000100002000	7,690,879.03	3,288,316.92	584,321.24	-	11,563,517.19	-	3,849,225.29	-	2,655,203.82
Personnel Services		-	-	-	-	-	-	-	-	-
Maintenance & Other Operating Expenses		7,690,879.03	3,288,316.92	584,321.24	-	11,563,517.19	-	418,099.67	-	2,425,203.82
Capital Outlays		-	-	-	-	-	-	3,431,125.62	-	230,000.00
Procurement and Supplies	200000100003000	2,291,984.88	2,181,733.85	1,060,147.27	-	5,533,866.00	-	15,576,856.35	-	7,034,770.11
Personnel Services		-	-	-	-	-	-	-	-	-
Maintenance & Other Operating Expenses		2,291,984.88	2,181,733.85	1,060,147.27	-	5,533,866.00	-	15,576,856.35	-	7,034,770.11
Capital Outlays		-	-	-	-	-	-	-	-	-
TOTAL, STO		10,124,437.40	5,522,738.06	3,341,700.14	-	18,988,875.60	-	27,065,094.25	-	11,286,758.16
III. OPERATIONS		-	-	-	-	-	-	-	-	-
PREXC 00 : ACCESS TO PROMOTIVE AND P		107,880,553.40	217,888,649.79	348,139,834.97	-	673,909,038.16	-	1,407,278,864.15	-	700,591,656.92
HEALTH POLICY AND STANDARDS DEVELOP		295,288.20	1,018,996.31	4,205,426.61	-	5,519,711.12	-	16,857,827.70	-	4,373,673.79
International Health Poli	310100100001000	191,080.60	69,770.82	218,502.95	-	479,354.37	-	226,093.55	-	304,917.00
Personnel Services		-	-	-	-	-	-	-	-	-
Maintenance & Other Operating Expenses		191,080.60	69,770.82	218,502.95	-	479,354.37	-	226,093.55	-	304,917.00
Capital Outlays		-	-	-	-	-	-	-	-	-
Health Sector Policy and	310100100002000	15,180.00	-	794,886.48	-	810,066.48	-	3,197,127.00	-	197,127.00
Personnel Services		-	-	-	-	-	-	-	-	-
Maintenance & Other Operating Expenses		15,180.00	-	794,886.48	-	810,066.48	-	3,197,127.00	-	197,127.00
Capital Outlays		-	-	-	-	-	-	-	-	-
Health Sector Research	310100100003000	89,027.60	949,225.49	3,192,037.18	-	4,230,290.27	-	13,434,607.15	-	3,871,629.79
Personnel Services		-	-	-	-	-	-	-	-	-
Maintenance & Other Operating Expenses		89,027.60	949,225.49	3,192,037.18	-	4,230,290.27	-	13,434,607.15	-	3,871,629.79
Capital Outlays		-	-	-	-	-	-	-	-	-
HEALTH SYSTEMS STRENGTHENING PROG		36,158,305.95	99,527,668.90	153,319,655.56	-	289,005,630.41	-	615,373,411.11	-	362,832,582.94
SERVICE DELIVERY SUB-PROGRAM		12,848,529.39	73,084,167.74	132,826,611.67	-	218,759,308.80	-	530,697,693.97	-	337,840,968.37
Health Facility Policy and	310201100001000	3,297,086.84	2,127,027.35	3,946,092.17	-	9,370,206.36	-	6,309,452.53	-	869,356.18
Personnel Services		-	-	-	-	-	-	-	-	-
Maintenance & Other Operating Expenses		3,297,086.84	2,127,027.35	3,946,092.17	-	9,370,206.36	-	6,309,452.53	-	869,356.18
Capital Outlays		-	-	-	-	-	-	-	-	-
Health Facilities Enhanc	310201100002000	6,951,943.10	61,048,929.45	120,596,488.10	-	188,597,360.65	-	495,783,926.08	-	324,821,922.41
Personnel Services		-	-	-	-	-	-	-	-	-
Maintenance & Other Operating Expenses		1,030,420.47	2,852,948.69	3,850,139.65	-	7,733,508.81	-	5,094,546.31	-	1,672,392.41
Capital Outlays		5,921,522.63	58,195,980.76	116,746,348.45	-	180,863,851.84	-	490,689,379.77	-	323,149,530.00
Local Health Systems D	310201100003000	1,501,994.17	4,340,501.04	6,561,242.22	-	12,403,737.43	-	30,413,805.74	-	11,094,301.44


PROGRAM/ACTIVITY/PROJECT	PREXC CODE	TOTAL DISBURSEMENT					BALANCES			
		1st Qtr ending March 31	2nd Qtr ending June 30	3rd Qtr ending Sept. 30	4th Qtr ending Dec. 31	TOTAL	Unreleased Appropriation	Unobligated Allotment	UNPAID OBLIGATION	
									Due and Demandable	Not Yet Due and Demandable
Personnel Services		-	-	-	-	-	-	-	-	-
Maintenance & Other Operating Expenses		1,501,994.17	4,340,501.04	6,561,242.22	-	12,403,737.43	-	30,413,805.74	-	11,094,301.44
Capital Outlays		-	-	-	-	-	-	-	-	-
Pharmaceutical Management	310201100004000	1,097,505.28	5,567,709.90	1,722,789.18	-	8,388,004.36	-	6,190,509.62	-	1,055,388.34
Personnel Services		-	-	-	-	-	-	-	-	-
Maintenance & Other Operating Expenses		1,097,505.28	5,567,709.90	1,722,789.18	-	8,388,004.36	-	6,190,509.62	-	1,055,388.34
Capital Outlays		-	-	-	-	-	-	-	-	-
HEALTH HUMAN RESOURCE SUB-PROGRAM		21,670,898.44	25,091,449.15	15,671,048.88	-	62,433,396.47	-	66,836,008.33	-	15,326,885.06
Human Resource for Health	310202100001000	19,494,721.00	21,817,211.33	13,329,372.59	-	54,641,304.92	-	55,200,336.25	-	13,456,734.38
Personnel Services		-	-	-	-	-	-	-	-	-
Maintenance & Other Operating Expenses		19,494,721.00	21,817,211.33	13,329,372.59	-	54,641,304.92	-	55,200,336.25	-	13,456,734.38
Capital Outlays		-	-	-	-	-	-	-	-	-
Human Resources for Health	310202100002000	2,176,177.44	3,274,237.82	2,341,676.29	-	7,792,091.55	-	11,635,672.08	-	1,870,150.68
Personnel Services		-	-	-	-	-	-	-	-	-
Maintenance & Other Operating Expenses		2,176,177.44	3,274,237.82	2,341,676.29	-	7,792,091.55	-	11,635,672.08	-	1,870,150.68
Capital Outlays		-	-	-	-	-	-	-	-	-
HEALTH PROMOTION SUB-PROGRAM		1,638,878.12	1,352,052.01	4,821,995.01	-	7,812,925.14	-	9,839,708.81	-	9,664,729.51
Health Promotion	310203100001000	1,638,878.12	1,352,052.01	4,821,995.01	-	7,812,925.14	-	9,839,708.81	-	9,664,729.51
Personnel Services		-	-	-	-	-	-	-	-	-
Maintenance & Other Operating Expenses		1,638,878.12	1,352,052.01	4,821,995.01	-	7,812,925.14	-	9,839,708.81	-	9,664,729.51
Capital Outlays		-	-	-	-	-	-	-	-	-
PUBLIC HEALTH PROGRAM		69,533,508.06	109,278,378.42	150,932,608.93	-	329,744,495.41	-	727,877,913.83	-	304,896,145.26
PUBLIC HEALTH MANAGEMENT SUB-PROGRAM		22,404,982.56	34,009,147.74	25,225,423.63	-	81,639,553.93	-	311,437,723.59	-	172,785,081.23
Health System Enhancement	310301100001000	72,143.39	1,366.61	-	-	73,510.00	-	70,897,197.45	-	50,635.87
Personnel Services		-	-	-	-	-	-	-	-	-
Maintenance & Other Operating Expenses		72,143.39	1,366.61	-	-	73,510.00	-	5,979,962.45	-	50,635.87
Capital Outlays		-	-	-	-	-	-	64,917,235.00	-	-
Philippines COVID-19 Emergency	310301100001000	6,046,825.30	6,067,314.11	6,819,166.13	-	18,733,305.54	-	183,587,817.18	-	100,870,472.41
Personnel Services		-	-	-	-	-	-	-	-	-
Maintenance & Other Operating Expenses		6,046,825.30	6,067,314.11	6,819,166.13	-	18,733,305.54	-	101,709,469.91	-	28,800,596.23
Capital Outlays		-	-	-	-	-	-	81,878,347.27	-	72,069,876.18
Covid-19 Laboratory Network	310301100001000	3,674,345.32	598,259.17	65,921.15	-	4,338,525.64	-	7,350,083.92	-	22,910.72
Personnel Services		-	-	-	-	-	-	-	-	-
Maintenance & Other Operating Expenses		3,674,345.32	598,259.17	65,921.15	-	4,338,525.64	-	7,350,083.92	-	22,910.72
Capital Outlays		-	-	-	-	-	-	-	-	-
Public Health Management	310301100001000	12,607,347.55	25,452,665.25	18,324,987.06	-	56,384,999.86	-	47,513,921.95	-	70,984,502.64
Personnel Services		-	-	-	-	-	-	-	-	-
Maintenance & Other Operating Expenses		12,607,347.55	25,452,665.25	18,324,987.06	-	56,384,999.86	-	47,513,921.95	-	70,984,502.64
Capital Outlays		-	-	-	-	-	-	-	-	-
Operation of PNAC Section	310301100002000	4,321.00	1,889,542.60	215,349.29	-	2,109,212.89	-	2,088,703.09	-	856,559.59
Personnel Services		-	-	-	-	-	-	-	-	-
Maintenance & Other Operating Expenses		4,321.00	44,668.00	215,349.29	-	264,338.29	-	1,921,372.69	-	855,764.59
Capital Outlays		-	1,844,874.60	-	-	1,844,874.60	-	167,330.40	-	795.00
Complementary Feeding Program		-	-	-	-	-	-	-	-	-
Personnel Services		-	-	-	-	-	-	-	-	-
Maintenance & Other Operating Expenses		-	-	-	-	-	-	-	-	-
Capital Outlays		-	-	-	-	-	-	-	-	-
ENVIRONMENTAL AND OCCUPATIONAL HEALTH		-	336,570.87	846,867.13	-	1,183,438.00	-	-	-	-
Environmental and Occupational Health	310302100001000	-	336,570.87	846,867.13	-	1,183,438.00	-	-	-	-
Personnel Services		-	-	-	-	-	-	-	-	-
Maintenance & Other Operating Expenses		-	336,570.87	846,867.13	-	1,183,438.00	-	-	-	-
Capital Outlays		-	-	-	-	-	-	-	-	-
FAMILY HEALTH SUB-PROGRAM		5,135,582.85	31,416,133.64	42,489,336.05	-	79,041,052.54	-	107,391,101.30	-	34,805,639.30
Family Health, Nutrition	310304100001000	5,135,582.85	31,416,133.64	42,489,336.05	-	79,041,052.54	-	107,391,101.30	-	34,805,639.30
Personnel Services		-	-	-	-	-	-	-	-	-
Maintenance & Other Operating Expenses		4,715,582.85	31,416,133.64	42,489,336.05	-	78,621,052.54	-	105,974,001.30	-	32,642,739.30
Capital Outlays		420,000.00	-	-	-	420,000.00	-	1,417,100.00	-	2,162,900.00
PREVENTION AND CONTROL OF INFECTIOUS DISEASES		41,992,942.65	43,509,504.23	82,370,982.12	-	167,873,429.00	-	309,049,088.95	-	97,305,424.73

PROGRAM/ACTIVITY/PROG	PREXC CODE	TOTAL DISBURSEMENT					BALANCES			
		1st Qtr ending March 31	2nd Qtr ending June 30	3rd Qtr ending Sept. 30	4th Qtr ending Dec. 31	TOTAL	Unreleased Appropriation	Unobligated Allotment	UNPAID OBLIGATION	
									Due and Demandable	Not Yet Due and Demandable
Prevention and Control	310306100001000	41,992,942.65	43,509,504.23	82,370,982.12	-	167,873,429.00	-	309,049,088.95	-	97,305,424.73
Personnel Services		-	-	-	-	-	-	-	-	-
Maintenance & Other Operating Expenses		41,992,942.65	43,509,504.23	82,370,982.12	-	167,873,429.00	-	309,049,088.95	-	97,305,424.73
Capital Outlays		-	-	-	-	-	-	-	-	-
Assistance to Philippine	310306100003000	-	-	-	-	-	-	-	-	-
Personnel Services		-	-	-	-	-	-	-	-	-
Maintenance & Other Operating Expenses		-	-	-	-	-	-	-	-	-
Capital Outlays		-	-	-	-	-	-	-	-	-
NON COMMUNICABLE DISEASES SUB-PROG		-	7,021.94	-	-	7,021.94	-	-	-	-
Prevention and Control	310307100001000	-	7,021.94	-	-	7,021.94	-	-	-	-
Personnel Services		-	-	-	-	-	-	-	-	-
Maintenance & Other Operating Expenses		-	7,021.94	-	-	7,021.94	-	-	-	-
Capital Outlays		-	-	-	-	-	-	-	-	-
National Integrated Can	310307100001000	-	-	-	-	-	-	-	-	-
Personnel Services		-	-	-	-	-	-	-	-	-
Maintenance & Other Operating Expenses		-	-	-	-	-	-	-	-	-
Capital Outlays		-	-	-	-	-	-	-	-	-
EPIDEMIOLOGY AND SURVEILLANCE PROG		588,584.51	2,187,018.80	693,932.20	-	3,469,535.51	-	5,915,171.71	-	2,406,240.77
Epidemiology and Surve	310400100001000	588,584.51	2,187,018.80	693,932.20	-	3,469,535.51	-	5,915,171.71	-	2,406,240.77
Personnel Services		-	-	-	-	-	-	-	-	-
Maintenance & Other Operating Expenses		588,584.51	2,187,018.80	693,932.20	-	3,469,535.51	-	5,915,171.71	-	2,406,240.77
Capital Outlays		-	-	-	-	-	-	-	-	-
HEALTH EMERGENCY MANAGEMENT PROG		1,304,866.68	5,876,587.36	38,988,211.67	-	46,169,665.71	-	41,254,539.80	-	26,083,014.16
Health Emergency Prep	310500100001000	1,302,886.68	1,316,637.20	2,416,001.41	-	5,035,525.29	-	7,323,887.24	-	4,290,982.95
Personnel Services		-	-	-	-	-	-	-	-	-
Maintenance & Other Operating Expenses		1,302,886.68	1,316,637.20	2,416,001.41	-	5,035,525.29	-	7,286,332.64	-	4,290,982.95
Capital Outlays		-	-	-	-	-	-	37,554.60	-	-
Quick Response Fund	310500100002000	1,980.00	4,559,950.16	36,572,210.26	-	41,134,140.42	-	33,930,652.56	-	21,792,031.21
Personnel Services		-	-	-	-	-	-	-	-	-
Maintenance & Other Operating Expenses		1,980.00	2,724,673.38	2,043,424.54	-	4,770,077.92	-	2,882,228.65	-	7,386.71
Capital Outlays		-	1,835,276.78	34,528,785.72	-	36,364,062.50	-	31,048,423.91	-	21,784,644.50
SUB-TOTAL, 00 : ACCESS TO PROMOTIVE AN		107,880,553.40	217,888,649.79	348,139,834.97	-	673,909,038.16	-	1,407,278,864.15	-	700,591,656.92
PREXC 00 : ACCESS TO CURATIVE AND REH		-	-	-	-	-	-	-	-	-
HEALTH FACILITIES OPERATION PROGRAM		-	-	-	-	-	-	-	-	-
CURATIVE HEALTH CARE SUB-PROGRAM		-	-	-	-	-	-	-	-	-
Operation of Blood Cent	320101100001000	2,104,044.44	2,057,291.12	4,610,412.33	-	8,771,747.89	-	20,354,333.54	-	4,941,141.16
Personnel Services		-	-	-	-	-	-	-	-	-
Maintenance & Other Operating Expenses		2,104,044.44	2,057,291.12	4,610,412.33	-	8,771,747.89	-	20,354,333.54	-	4,941,141.16
Capital Outlays		-	-	-	-	-	-	-	-	-
Operation of DOH Hosp	320101100002000	8,216,582.58	35,113,534.71	48,294,338.22	-	91,624,455.51	-	25,839,310.73	-	147,055,606.46
Personnel Services		-	-	-	-	-	-	-	-	-
Maintenance & Other Operating Expenses		8,216,582.58	29,988,283.30	39,927,797.95	-	78,132,663.83	-	23,762,553.94	-	70,312,730.58
Capital Outlays		-	5,125,251.41	8,366,540.27	-	13,491,791.68	-	2,076,756.79	-	76,742,875.88
Operation of DOH Regio	320101100003000	19,322,457.46	23,692,756.52	51,940,937.41	-	94,956,151.39	-	163,985,780.92	-	302,212,550.76
Personnel Services		-	-	-	-	-	-	-	-	-
Maintenance & Other Operating Expenses		17,573,014.28	22,070,679.11	44,939,731.09	-	84,583,424.48	-	101,555,147.63	-	17,495,147.41
Capital Outlays		1,749,443.18	1,622,077.41	7,001,206.32	-	10,372,726.91	-	62,430,633.29	-	284,717,403.35
Operation of National Re	320101100004000	722,310.40	952,855.88	9,410,428.56	-	11,085,594.84	-	34,364.07	-	16,782,473.00
Personnel Services		-	-	-	-	-	-	-	-	-
Maintenance & Other Operating Expenses		722,310.40	952,855.88	9,410,428.56	-	11,085,594.84	-	2,362.07	-	16,782,473.00
Capital Outlays		-	-	-	-	-	-	32,002.00	-	-
REHABILITATIVE HEALTH CARE SUB-PROGR		-	-	-	-	-	-	-	-	-
Operation of Dangerous	320102100001000	5,638,125.86	6,588,904.93	13,462,844.66	-	25,689,875.45	-	33,293,987.84	-	2,152,148.20
Personnel Services		-	-	-	-	-	-	-	-	-
Maintenance & Other Operating Expenses		5,638,125.86	6,588,904.93	13,462,844.66	-	25,689,875.45	-	33,293,987.84	-	2,152,148.20
Capital Outlays		-	-	-	-	-	-	-	-	-
SUB-TOTAL, 00 : ACCESS TO CURATIVE AND		36,003,520.74	68,405,343.16	127,718,961.18	-	232,127,825.08	-	243,507,777.11	-	473,143,919.58
PREXC 00 : ACCESS TO SAFE AND QUALITY		-	-	-	-	-	-	-	-	-

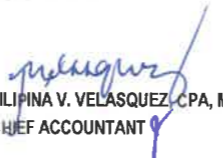
GRAM/ACTIVITY/PRO	PREXC CODE	TOTAL DISBURSEMENT					BALANCES			
		1st Qtr ending March 31	2nd Qtr ending June 30	3rd Qtr ending Sept. 30	4th Qtr ending Dec. 31	TOTAL	Unreleased Appropriation	Unobligated Allotment	UNPAID OBLIGATION	
									Due and Demandable	Not Yet Due and Demandable
HEALTH REGULATORY PROGRAM										
HEALTH FACILITIES AND SERVICES REGULATORY PROGRAM		-	-	-	-	-	-	-	-	-
Regulations of Health Facilities	330101100001000	86,215.30	52,022.00	222,991.21	-	361,228.51	-	3,705,547.46	-	50,600.00
Personnel Services		-	-	-	-	-	-	-	-	-
Maintenance & Other Operating Expenses		86,215.30	52,022.00	222,991.21	-	361,228.51	-	3,705,547.46	-	50,600.00
Capital Outlays		-	-	-	-	-	-	-	-	-
Regulation of Regional Health Facilities	330101100002000	718,492.07	1,616,072.74	524,528.19	-	2,859,093.00	-	1,938,713.12	-	606,173.70
Personnel Services		-	-	-	-	-	-	-	-	-
Maintenance & Other Operating Expenses		410,422.07	1,616,072.74	524,528.19	-	2,551,023.00	-	1,896,783.12	-	606,173.70
Capital Outlays		308,070.00	-	-	-	308,070.00	-	41,930.00	-	-
CONSUMER HEALTH AND WELFARE SUB-PROGRAM										
Regulation of Health Programs	330102100001000	-	-	1,491,845.00	-	1,491,845.00	-	10,444,385.80	-	452,160.00
Personnel Services		-	-	-	-	-	-	-	-	-
Maintenance & Other Operating Expenses		-	-	1,491,845.00	-	1,491,845.00	-	10,276,385.80	-	452,160.00
Capital Outlays		-	-	-	-	-	-	168,000.00	-	-
ROUTINE QUARANTINE										
Provision of Quarantine	330103100001000	-	-	-	-	-	-	-	-	-
Personnel Services		-	-	-	-	-	-	-	-	-
Maintenance & Other Operating Expenses		-	-	-	-	-	-	-	-	-
Capital Outlays		-	-	-	-	-	-	-	-	-
HEALTH TECHNOLOGY ASSESSMENT SUB-PROGRAM										
Health Technology Assessment		26,188.50	-	-	-	26,188.50	-	16,320,212.08	-	4,290,219.00
Personnel Services		-	-	-	-	-	-	-	-	-
Maintenance & Other Operating Expenses		26,188.50	-	-	-	26,188.50	-	16,320,212.08	-	4,290,219.00
Capital Outlays		-	-	-	-	-	-	-	-	-
SUB-TOTAL, 00: ACCESS TO SAFE AND QUALITY CARE		830,895.87	1,668,094.74	2,239,364.40		4,738,355.01		32,408,858.46		5,399,152.70
PREXC 00: ACCESS TO SOCIAL HEALTH PROTECTION PROGRAM										
Assistance to Indigent Patients	340100100001000	675,330,291.41	1,048,344,673.47	1,053,185,214.17	-	2,776,860,179.05	-	686,297,800.17	-	1,165,408,342.55
Personnel Services		-	-	-	-	-	-	-	-	-
Maintenance & Other Operating Expenses		675,330,291.41	1,048,344,673.47	1,053,185,214.17	-	2,776,860,179.05	-	686,297,800.17	-	1,165,408,342.55
Capital Outlays		-	-	-	-	-	-	-	-	-
SUB-TOTAL, 00: ACCESS TO SOCIAL HEALTH PROTECTION PROGRAM		675,330,291.41	1,048,344,673.47	1,053,185,214.17		2,776,860,179.05		686,297,800.17		1,165,408,342.55
TOTAL, OPERATIONS		820,045,261.42	1,336,306,761.16	1,531,283,374.72		3,687,635,397.30		2,369,493,299.89		2,344,543,071.75
TOTAL SPECIFIC BUDGET (CONAP 2021)		840,141,879.67	1,344,934,510.10	1,541,989,822.86		3,727,066,212.63		2,403,352,060.97		2,362,880,139.92
PS										
MOOE		831,742,843.86	1,276,311,049.14	1,375,346,942.10		3,483,400,835.10		1,665,016,242.32		1,582,022,115.01
CO		8,399,035.81	68,623,460.96	166,642,880.76		243,865,377.53		738,335,818.65		780,858,024.91
III. SPECIAL PURPOSE FUND										
Contingent Fund - SRA 196		815,888,648.86	114,671,377.26	32,334,949.69		962,894,975.81		69,163,008.22		153,058,950.97
Personnel Services		-	-	-	-	-	-	-	-	-
Maintenance & Other Operating Expenses		815,888,648.86	114,671,377.26	32,334,949.69	-	962,894,975.81	-	69,163,008.22	-	153,058,950.97
Capital Outlays		-	-	-	-	-	-	-	-	-
Contingent Fund (SARO-BMB-B-21-0002785) S		322,550,091.89	315,363,535.66	140,431,726.88		778,345,354.43		115,427,927.19		275,905,268.82
Personnel Services		-	-	-	-	-	-	-	-	-
Maintenance & Other Operating Expenses		284,530,493.01	301,539,495.53	105,633,217.08	-	691,703,205.62	-	55,016,066.33	-	157,839,848.13
Capital Outlays		38,019,598.88	13,824,040.13	34,798,509.80	-	86,642,148.81	-	60,411,860.86	-	118,065,420.69
Contingent Fund (SARO-BMB-B-21-0008451) S			1,048,629.00	1,048,629.00				286,084.87		
Personnel Services		-	-	-	-	-	-	-	-	-
Maintenance & Other Operating Expenses		-	1,048,629.00	1,048,629.00	-	-	-	286,084.87	-	-
Capital Outlays		-	-	-	-	-	-	-	-	-
Contingent Fund (SARO-BMB-B-21-0008535) S		20,362,522.21	13,200,358.12	12,021,243.15		45,584,123.48		7,484,609.33		8,491,321.56
Personnel Services		-	-	-	-	-	-	-	-	-
Maintenance & Other Operating Expenses		20,362,522.21	13,200,358.12	12,021,243.15	-	45,584,123.48	-	7,484,609.33	-	8,491,321.56
Capital Outlays		-	-	-	-	-	-	-	-	-
Calamity Fund				103,229,760.00		103,229,760.00		19,200.00		190,370,240.00
Personnel Services		-	-	-	-	-	-	-	-	-
Maintenance & Other Operating Expenses		-	-	-	-	-	-	-	-	-
Capital Outlays		-	-	103,229,760.00	-	103,229,760.00	-	19,200.00	-	190,370,240.00

PROGRAM/ACTIVITY/PROJECT	PREXC CODE	TOTAL DISBURSEMENT					BALANCES			
		1st Qtr ending March 31	2nd Qtr ending June 30	3rd Qtr ending Sept. 30	4th Qtr ending Dec. 31	TOTAL	Unreleased Appropriation	Unobligated Allotment	UNPAID OBLIGATION	
									Due and Demandable	Not Yet Due and Demandable
SUB-TOTAL, SPECIAL PURPOSE FUND		1,158,801,262.96	444,283,900.04	266,969,050.72	-	1,890,054,213.72	-	192,380,829.61	-	627,825,781.35
PS		-	-	-	-	-	-	-	-	-
MOOE		1,120,781,664.08	430,459,859.91	148,940,780.92	-	1,700,182,304.91	-	131,949,768.75	-	319,390,120.66
CO		38,019,598.88	13,824,040.13	138,028,269.80	-	189,871,908.81	-	60,431,060.86	-	308,435,660.69
TOTAL (CONAP 2021)		1,998,943,142.63	1,789,218,410.14	1,828,958,873.58	-	5,617,120,426.35	-	2,595,732,890.57	-	2,990,705,921.27
PS		-	-	-	-	-	-	-	-	-
MOOE		1,952,524,507.94	1,706,770,909.05	1,524,287,723.02	-	5,183,583,140.01	-	1,796,966,011.06	-	1,901,412,235.67
CO		46,418,634.69	82,447,501.09	304,671,150.56	-	433,537,286.34	-	798,766,879.51	-	1,089,293,685.60
GRAND TOTAL (CURRENT + CONAP)		22,280,026,314.14	35,529,367,443.41	33,930,543,661.59	-	91,739,937,419.13	3,331,286,000.00	113,925,437,435.39	-	34,343,295,685.68
PS		15,660,620,662.92	22,005,825,890.50	17,667,621,295.52	-	55,334,067,848.94	-	20,095,957,313.25	-	1,253,513,903.80
MOOE		6,371,648,820.62	12,299,981,443.81	14,093,676,702.25	-	32,765,306,966.68	3,331,286,000.00	81,458,751,095.19	-	19,102,200,255.87
CO		247,756,830.60	1,223,560,309.09	2,169,245,663.82	-	3,640,562,803.51	-	12,370,729,026.94	-	13,987,581,526.00


Certified Correct:


 AGNES D. MARFORI
 OIC, BUDGET DIVISION

Certified Correct:


 FILIPPINA V. VELASQUEZ, CPA, MM
 CHIEF ACCOUNTANT

Approved By:


 ROWENA C. LORA, CPA, MM, CESE
 DIRECTOR IV
 FINANCIAL AND MANAGEMENT SERVICE