

QUARTERLY REPORT OF REVENUE AND OTHER RECEIPTS

As at the Quarter Ending June 30, 2022


Department : Department of Health (DOH)
 Agency : Office of the Secretary
 Operating Unit : Central Office
 Organization Code (UACS) : 13 001 010000
 Fund Cluster : 01 - Regular Agency Fund


Classification/Sources of Revenue and Other Receipts	UACS CODE	REVENUE TARGET (Annual) per BESF	Actual Revenue and Other Receipts Collections					Cumulative Remittance/Deposits to Date			Variance		Remarks
			1st Quarter Ending March 31	2nd Quarter Ending June 30	3rd Quarter Ending Sept. 30	4th Quarter Ending Dec. 31	Total	Remittance to BTr	Deposited with AGDB	TOTAL	Amount	%	
1	2	3	4	5	6	7	8=[(6+(-17)-8+9)]	9	10	11=(9+10)	12=(8-3)	13=(12/3)	14
Regular Agency Fund		68,685,000.00	510,116,638.48	949,412,365.39	0.00	0.00	1,459,529,003.87	1,451,212,474.35	7,838,770.00	1,459,051,244.35	1,390,844,003.87	2,025 %	
Revenue Collections		68,685,000.00	13,499,209.91	27,447,363.43	0.00	0.00	40,946,573.34	34,630,043.82	5,838,770.00	40,468,813.82	(27,738,428.66)	-40 %	
Cash Revenue		68,685,000.00	11,898,970.00	23,155,000.46	0.00	0.00	35,053,970.46	28,737,900.46	5,838,770.00	34,576,670.46	(33,631,029.54)	-49 %	
Non-Tax		68,685,000.00	11,898,970.00	23,155,000.46	0.00	0.00	35,053,970.46	28,737,900.46	5,838,770.00	34,576,670.46	(33,631,029.54)	-49 %	
Permit Fees Import	4020101001	0.00	7,000.00	3,000.00	0.00	0.00	10,000.00	10,000.00	0.00	10,000.00	10,000.00	0 %	
Other Permit Fees	4020101099	1,092,000.00	308,700.00	365,700.00	0.00	0.00	674,400.00	660,100.00	0.00	660,100.00	(417,600.00)	-38 %	
Registration Fees	4020102000	40,000.00	0.00	10,200.00	0.00	0.00	10,200.00	10,200.00	0.00	10,200.00	(29,800.00)	-74 %	
Certification Fees	4020104002	80,000.00	15,900.00	29,800.00	0.00	0.00	45,700.00	45,600.00	0.00	45,600.00	(34,300.00)	-43 %	
Licensing Fees	4020106000	9,327,000.00	1,532,350.00	845,600.00	0.00	0.00	2,377,950.00	2,377,950.00	0.00	2,377,950.00	(6,948,050.00)	-75 %	
Accreditation Fees	4020111001	6,919,000.00	588,000.00	380,500.00	0.00	0.00	968,500.00	968,500.00	0.00	968,500.00	(5,950,500.00)	-86 %	
Other Verification and Authentication Fees	4020111099	0.00	66,850.00	79,850.00	0.00	0.00	146,700.00	145,700.00	0.00	145,700.00	146,700.00	0 %	
Affiliation Fees	4020202000	0.00	0.00	184,440.82	0.00	0.00	184,440.82	184,440.82	0.00	184,440.82	184,440.82	0 %	
Examination Fees	4020203000	137,000.00	0.00	0.00	0.00	0.00	0.00	0.00	0.00	0.00	(137,000.00)	-100 %	
Income from Hostels/Dormitories and other Like facilities	4020213000	0.00	6,550.00	0.00	0.00	0.00	6,550.00	0.00	6,550.00	6,550.00	6,550.00	0 %	
Miscellaneous Income	4060999000	51,090,000.00	9,373,620.00	21,255,909.64	0.00	0.00	30,629,529.64	24,335,409.64	5,832,220.00	30,167,629.64	(20,460,470.36)	-40 %	
Non-Cash Revenue		0.00	1,600,239.91	4,292,362.97	0.00	0.00	5,892,602.88	5,892,143.36	0.00	5,892,143.36	5,892,602.88	0 %	
Collections effected through outright deductions from claims		0.00	1,600,239.91	4,292,362.97	0.00	0.00	5,892,602.88	5,892,143.36	0.00	5,892,143.36	5,892,602.88	0 %	
Miscellaneous Income	4060999000	0.00	1,600,239.91	4,292,362.97	0.00	0.00	5,892,602.88	5,892,143.36	0.00	5,892,143.36	5,892,602.88	0 %	Total Cash-Constructive Income/Remittances from liquidated damages, with unremitted of 459.52
Non-Revenue Collections/Other Receipts		0.00	496,617,428.57	921,965,001.96	0.00	0.00	1,418,582,430.53	1,416,582,430.53	2,000,000.00	1,418,582,430.53	1,418,582,430.53	0 %	
Cash Receipts		0.00	496,415,128.73	921,582,901.42	0.00	0.00	1,417,998,030.15	1,415,998,030.15	2,000,000.00	1,417,998,030.15	1,417,998,030.15	0 %	
Others		0.00	496,415,128.73	921,582,901.42	0.00	0.00	1,417,998,030.15	1,415,998,030.15	2,000,000.00	1,417,998,030.15	1,417,998,030.15	0 %	
Petty Cash	1010102000	0.00	0.00	70,000.00	0.00	0.00	70,000.00	70,000.00	0.00	70,000.00	70,000.00	0 %	
Accounts Receivable	1030101000	0.00	0.00	1,109,165.64	0.00	0.00	1,109,165.64	1,109,165.64	0.00	1,109,165.64	1,109,165.64	0 %	
Due from National Government Agencies	1030301000	0.00	443,837,968.07	769,863,158.90	0.00	0.00	1,213,701,126.97	1,213,701,126.97	0.00	1,213,701,126.97	1,213,701,126.97	0 %	
Due from Government-Owned and/or Controlled Corporations	1030302000	0.00	49,706,725.73	144,533,309.26	0.00	0.00	194,240,034.99	194,240,034.99	0.00	194,240,034.99	194,240,034.99	0 %	
Due from Operating Units	1030404000	0.00	127,842.00	0.00	0.00	0.00	127,842.00	127,842.00	0.00	127,842.00	127,842.00	0 %	
Receivables - Disallowances/Charges	1030501000	0.00	287,519.13	279,983.20	0.00	0.00	567,502.33	567,502.33	0.00	567,502.33	567,502.33	0 %	
Due from Officers and Employees	1030502000	0.00	13.01	3,858.97	0.00	0.00	3,871.98	3,871.98	0.00	3,871.98	3,871.98	0 %	

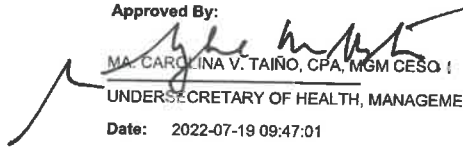
This report was generated using the Unified Reporting System on null version.FAR5.1.1 ; Status : SUBMITTED

Department : Department of Health (DOH)
 Agency : Office of the Secretary
 Operating Unit : Central Office
 Organization Code (UACS) : 13 001 0100000
 Fund Cluster : 01 - Regular Agency Fund

Classification/Sources of Revenue and Other Receipts	UACS CODE	REVENUE TARGET (Annual) per BESF	Actual Revenue and Other Receipts Collections					Cumulative Remittance/Deposits to Date			Variance		Remarks
			1st Quarter Ending March 31	2nd Quarter Ending June 30	3rd Quarter Ending Sept. 30	4th Quarter Ending Dec. 31	Total	Remittance to BTr	Deposited with AGDB	TOTAL	Amount	%	
1	2	3	4	5	6	7	8=[(6+(-)7)+8+9]	9	10	11=(9+10)	12=(8-3)	13=(12/3)	14
Other Receivables	1030599000	0.00	372,105.39	7,471.16	0.00	0.00	379,576.55	379,576.55	0.00	379,576.55	379,576.55	0 %	
Advances for Special Disbursing Officer	1990103000	0.00	46,859.64	26,787.72	0.00	0.00	73,647.36	73,647.36	0.00	73,647.36	73,647.36	0 %	
Advances to Officers and Employees	1990104000	0.00	36,095.76	155,851.57	0.00	0.00	191,947.33	191,947.33	0.00	191,947.33	191,947.33	0 %	
Due to NGAs	2020105000	0.00	2,000,000.00	5,475,015.00	0.00	0.00	7,475,015.00	5,475,015.00	2,000,000.00	7,475,015.00	7,475,015.00	0 %	5.4M collection was a refund from UP-Manila
Government Equity	3010101000	0.00	0.00	58,300.00	0.00	0.00	58,300.00	58,300.00	0.00	58,300.00	58,300.00	0 %	
Non-Cash Receipts		0.00	202,299.84	382,100.54	0.00	0.00	584,400.38	584,400.38	0.00	584,400.38	584,400.38	0 %	
Collections effected through outright deductions from claims		0.00	202,299.84	382,100.54	0.00	0.00	584,400.38	584,400.38	0.00	584,400.38	584,400.38	0 %	
Receivables - Disallowances/Charges	1030501000	0.00	45,000.00	327,249.04	0.00	0.00	372,249.04	372,249.04	0.00	372,249.04	372,249.04	0 %	
Due from Officers and Employees	1030502000	0.00	157,299.84	54,851.50	0.00	0.00	212,151.34	212,151.34	0.00	212,151.34	212,151.34	0 %	Total Cash-Constructive Income/Remittances for overpayment of salary
TOTAL		68,685,000.00	510,116,638.48	9,412,365.39	0.00	0.00	1,459,529,003.87	1,451,212,474.35	7,838,770.00	1,459,051,244.35	1,390,844,003.87	2,025 %	

Certified Correct:

 FILIPINA V. VELASQUEZ, CPA, MM
 CHIEF ACCOUNTANT
 Date: 2022-07-18 15:00:58

Recommending Approval:

 ROWENA C. LORA, CPA, MM, CESE
 DIRECTOR IV, FINANCIAL AND MANAGEMENT SERVICE
 Date:

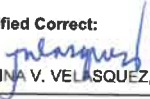
Approved By:

 MA. CAROLINA V. TAINO, CPA, MGM CESQ I
 UNDER SECRETARY OF HEALTH, MANAGEMENT SERVICE TEAM
 Date: 2022-07-19 09:47:01


QUARTERLY REPORT OF REVENUE AND OTHER RECEIPTS


As at the Quarter Ending June 30, 2022

Department : Department of Health (DOH)
 Agency : Office of the Secretary
 Operating Unit : Central Office
 Organization Code (UACS) : 13 001 0100000
 Fund Cluster : 02 - Foreign Assisted Projects Fund

Classification/Sources of Revenue and Other Receipts	UACS CODE	REVENUE TARGET (Annual) per BESF	Actual Revenue and Other Receipts Collections					Cumulative Remittance/Deposits to Date			Variance		Remarks
			1st Quarter Ending March 31	2nd Quarter Ending June 30	3rd Quarter Ending Sept. 30	4th Quarter Ending Dec. 31	Total	Remittance to BTr	Deposited with AGDB	TOTAL	Amount	%	
1	2	3	4	5	6	7	8=[(6+(-)7)-8+9]	9	10	11=(9+10)	12=(6-3)	13=(12/3)	14
Foreign Assisted Projects Fund		0.00	4,695.03	4,054.54	0.00	0.00	8,749.57	0.00	8,749.57	8,749.57	8,749.57	0%	
Revenue Collections		0.00	4,695.03	4,054.54	0.00	0.00	8,749.57	0.00	8,749.57	8,749.57	8,749.57	0%	
Cash Revenue		0.00	4,695.03	4,054.54	0.00	0.00	8,749.57	0.00	8,749.57	8,749.57	8,749.57	0%	
Non-Tax		0.00	4,695.03	4,054.54	0.00	0.00	8,749.57	0.00	8,749.57	8,749.57	8,749.57	0%	
Others	4020221099	0.00	4,695.03	4,054.54	0.00	0.00	8,749.57	0.00	8,749.57	8,749.57	8,749.57	0%	
TOTAL		0.00	4,695.03	4,054.54	0.00	0.00	8,749.57	0.00	8,749.57	8,749.57	8,749.57	0%	

Certified Correct:

 FILIPINA V. VELASQUEZ, CPA, MM
 CHIEF ACCOUNTANT
 Date: 2022-07-18 15:00:58

Recommending Approval:

 ROWENA C. LORA, CPA, MM, CESE
 DIRECTOR IV, FINANCIAL AND MANAGEMENT SERVICE
 Date:


Approved By:

 MA. CAROLINA V. TAINO, CPA, MGM CESO II
 UNDERSECRETARY OF HEALTH, MANAGEMENT SERVICE TEAM
 Date: 2022-07-19 09:47:01


QUARTERLY REPORT OF REVENUE AND OTHER RECEIPTS


As at the Quarter Ending June 30, 2022

Department : Department of Health (DOH)
 Agency : Office of the Secretary
 Operating Unit : Central Office
 Organization Code (UACS) : 13 001 0100000
 Fund Cluster : 07 - Trust Receipts

Classification/Sources of Revenue and Other Receipts	UACS CODE	REVENUE TARGET (Annual) per BESF	Actual Revenue and Other Receipts Collections					Cumulative Remittance/Deposits to Date			Variance		Remarks
			1st Quarter Ending March 31	2nd Quarter Ending June 30	3rd Quarter Ending Sept. 30	4th Quarter Ending Dec. 31	Total	Remittance to BTr	Deposited with AGDB	TOTAL	Amount	%	
1	2	3	4	5	6	7	8=[(6+(-)7)-8+9]	9	10	11=(9+10)	12=(8-3)	13=(12/3)	14
Trust Receipts		0.00	6,713,445.71	8,769,714.77	0.00	0.00	15,483,160.48	10,902,714.96	4,580,445.52	15,483,160.48	15,483,160.48	0 %	
Other Trust Receipts Deposited with the National Treasury		0.00	6,713,058.50	4,189,656.46	0.00	0.00	10,902,714.96	10,902,714.96	0.00	10,902,714.96	10,902,714.96	0 %	
Performance Bond/Guaranty Deposits Payable		0.00	6,713,058.50	4,189,656.46	0.00	0.00	10,902,714.96	10,902,714.96	0.00	10,902,714.96	10,902,714.96	0 %	
Trust Receipts Deposited with Authorized Government Depository Banks (AGDB)		0.00	387.21	4,580,058.31	0.00	0.00	4,580,445.52	0.00	4,580,445.52	4,580,445.52	4,580,445.52	0 %	
Donations in Cash		0.00	0.00	4,579,472.40	0.00	0.00	4,579,472.40	0.00	4,579,472.40	4,579,472.40	4,579,472.40	0 %	Funds from PCCM
Interest Income-Others (4020221099)		0.00	387.21	585.91	0.00	0.00	973.12	0.00	973.12	973.12	973.12	0 %	
TOTAL		0.00	6,713,445.71	8,769,714.77	0.00	0.00	15,483,160.48	10,902,714.96	4,580,445.52	15,483,160.48	15,483,160.48	0 %	

Certified Correct:

 FILIPINA V. VELASQUEZ, CPA, MM
 CHIEF ACCOUNTANT
 Date: 2022-07-18 15:00:58

Recommending Approval:

 ROWENA C. LORA, CPA, MM, CESE
 DIRECTOR IV, FINANCIAL AND MANAGEMENT SERVICE
 Date:

Approved By:

 MA. CAROLINA V. TAÑO, CPA, MGM CESO I.
 UNDERSECRETARY OF HEALTH, MANAGEMENT SERVICE TEAM
 Date: 2022-07-19 09:47:01