

QUARTERLY REPORT OF REVENUE AND OTHER RECEIPTS
As at the Quarter Ending December 31, 2021


Department : Department of Health (DOH)
 Agency : Office of the Secretary
 Operating Unit : Central Office
 Organization Code (UACS) : 13 001 0100000
 Fund Cluster : 01 - Regular Agency Fund

Classification/Sources of Revenue and Other Receipts	UACS CODE	REVENUE TARGET (Annual) per BESF	Actual Revenue and Other Receipts Collections					Cumulative Remittance/Deposits to Date			Variance		Remarks
			1st Quarter Ending March 31	2nd Quarter Ending June 30	3rd Quarter Ending Sept. 30	4th Quarter Ending Dec. 31	Total	Remittance to BTr	Deposited with AGDB	TOTAL	Amount	%	
1	2	3	4	5	6	7	8=[(6+(-)7)-8+9]	9	10	11=(9+10)	12=(8-3)	13=(12/3)	14
Regular Agency Fund		76,927,000.00	143,463,870.01	120,180,935.76	423,463,149.85	192,916,989.71	880,024,945.33	879,497,714.87	0.00	879,497,714.87	803,007,945.33	1,044 %	
Revenue Collections		76,927,000.00	23,483,613.56	73,569,918.12	16,190,474.10	25,500,420.41	138,744,426.19	138,238,255.73	0.00	138,238,255.73	61,817,426.19	80 %	
Cash Revenue		76,927,000.00	14,104,525.60	16,904,325.00	13,666,306.00	22,166,518.56	66,841,675.18	66,841,675.18	0.00	66,841,675.18	(10,085,324.82)	-13 %	
Non-Tax		76,927,000.00	14,104,525.60	16,904,325.00	13,666,306.00	22,166,518.56	66,841,675.18	66,841,675.18	0.00	66,841,675.18	(10,085,324.82)	-13 %	
Permit Fees Import	4020101001	0.00	0.00	7,400.00	0.00	0.00	7,400.00	7,400.00	0.00	7,400.00	7,400.00	0 %	
Other Permit Fees	4020101099	1,098,000.00	296,300.00	328,700.00	373,200.00	294,200.00	1,292,400.00	1,292,400.00	0.00	1,292,400.00	194,400.00	18 %	
Registration Fees	4020102000	38,000.00	10,700.00	3,400.00	0.00	10,300.00	24,400.00	24,400.00	0.00	24,400.00	(13,600.00)	-36 %	
Clearance Fees	4020104001	0.00	0.00	100.00	350.00	0.00	450.00	450.00	0.00	450.00	450.00	0 %	
Certification Fees	4020104002	81,000.00	24,550.00	22,100.00	23,300.00	16,450.00	86,400.00	86,400.00	0.00	86,400.00	5,400.00	7 %	
Licensing Fees	4020106000	10,353,000.00	1,193,600.00	766,900.00	804,200.00	6,404,300.00	9,169,000.00	9,169,000.00	0.00	9,169,000.00	(1,184,000.00)	-11 %	
Accreditation Fees	4020111001	7,323,000.00	772,500.00	248,000.00	287,600.00	5,316,000.00	6,624,100.00	6,624,100.00	0.00	6,624,100.00	(698,900.00)	-10 %	
Weights and Measures Fees	4020111002	0.00	0.00	0.00	400.00	0.00	400.00	400.00	0.00	400.00	400.00	0 %	
Other Verification and Authentication Fees	4020111099	0.00	54,300.00	61,200.00	37,950.00	58,800.00	212,250.00	212,250.00	0.00	212,250.00	212,250.00	0 %	
Examination Fees	4020203000	424,000.00	0.00	0.00	0.00	1,000.00	1,000.00	1,000.00	0.00	1,000.00	(423,000.00)	-100 %	
Income from Hostels/Dormitories and other Like facilities	4020213000	0.00	0.00	0.00	0.00	5,100.00	5,100.00	5,100.00	0.00	5,100.00	5,100.00	0 %	
Miscellaneous Income	4080999000	57,610,000.00	11,752,575.60	15,466,525.00	12,139,306.00	10,060,368.56	49,418,775.18	49,418,775.18	0.00	49,418,775.18	(8,191,224.82)	-14 %	
Non-Cash Revenue		0.00	9,379,087.96	58,665,593.12	2,524,168.10	3,333,901.83	71,902,751.01	71,396,580.55	0.00	71,396,580.55	71,902,751.01	0 %	
Collections effected through outright deductions from claims		0.00	9,379,087.96	58,665,593.12	2,524,168.10	3,333,901.83	71,902,751.01	71,396,580.55	0.00	71,396,580.55	71,902,751.01	0 %	
Miscellaneous Income	4080999000	0.00	9,379,087.96	58,665,593.12	2,524,168.10	3,333,901.83	71,902,751.01	71,396,580.55	0.00	71,396,580.55	71,902,751.01	0 %	with unremitted amount for the month of December
Non-Revenue Collections/Other Receipts		0.00	119,980,256.45	46,611,017.84	407,272,675.75	167,416,569.30	741,280,519.14	741,259,459.14	0.00	741,259,459.14	741,280,519.14	0 %	
Cash Receipts		0.00	119,455,226.87	46,401,329.80	407,136,453.75	167,384,790.30	740,377,800.72	740,377,800.72	0.00	740,377,800.72	740,377,800.72	0 %	
Others		0.00	119,455,226.87	46,401,329.80	407,136,453.75	167,384,790.30	740,377,800.72	740,377,800.72	0.00	740,377,800.72	740,377,800.72	0 %	
Petty Cash	1010102000	0.00	274.00	0.00	0.00	0.00	274.00	274.00	0.00	274.00	274.00	0 %	
Due from National Government Agencies	1030301000	0.00	1,391.63	20,532,169.36	122,319,802.73	38,714,526.06	181,567,889.78	181,567,889.78	0.00	181,567,889.78	181,567,889.78	0 %	
Due from Government-Owned and/or Controlled Corporations	1030302000	0.00	119,085,943.30	25,635,323.80	282,582,974.00	128,415,926.09	553,700,167.19	553,700,167.19	0.00	553,700,167.19	553,700,167.19	0 %	
Due from Local Government Units	1030303000	0.00	0.00	0.00	11,128.11	0.00	11,128.11	11,128.11	0.00	11,128.11	11,128.11	0 %	
Due from Regional Offices	1030403000	0.00	0.00	0.00	121,382.04	0.00	121,382.04	121,382.04	0.00	121,382.04	121,382.04	0 %	
Due from Operating Units	1030404000	0.00	0.00	0.00	589,430.00	766,839.70	1,356,269.70	1,356,269.70	0.00	1,356,269.70	1,356,269.70	0 %	
Receivables - Disallowances/Charges	1030501000	0.00	99,565.17	40,846.13	94,816.60	114,579.96	349,807.96	349,807.96	0.00	349,807.96	349,807.96	0 %	

Department : Department of Health (DOH)
 Agency : Office of the Secretary
 Operating Unit : Central Office
 Organization Code (UACS) : 13 001 010000
 Fund Cluster : 01 - Regular Agency Fund


Classification/Sources of Revenue and Other Receipts	UACS CODE	REVENUE TARGET (Annual) per BESF	Actual Revenue and Other Receipts Collections					Cumulative Remittance/Deposits to Date			Variance		Remarks
			1st Quarter Ending March 31	2nd Quarter Ending June 30	3rd Quarter Ending Sept. 30	4th Quarter Ending Dec. 31	Total	Remittance to BTr	Deposited with AGDB	TOTAL	Amount	%	
1	2	3	4	5	6	7	8={6+(-)7}-8+9	9	10	11=(9+10)	12=(8-3)	13=(12/3)	14
Due from Officers and Employees	1030502000	0.00	41,948.25	33,575.00	70,010.02	114,815.00	260,348.27	260,348.27	0.00	260,348.27	260,348.27	0 %	
Other Receivables	1030599000	0.00	5,067.18	54,145.00	60,758.11	232,124.55	352,094.84	352,094.84	0.00	352,094.84	352,094.84	0 %	
Advances for Special Disbursing Officer	1990103000	0.00	119,781.63	46,709.93	128,830.36	11,600.21	306,922.13	306,922.13	0.00	306,922.13	306,922.13	0 %	
Advances to Officers and Employees	1990104000	0.00	121,255.71	55,085.05	3,481.08	12,960.20	192,782.04	192,782.04	0.00	192,782.04	192,782.04	0 %	
Advances to Contractors	1990201000	0.00	0.00	0.00	1,153,840.50	0.00	1,153,840.50	1,153,840.50	0.00	1,153,840.50	1,153,840.50	0 %	
Due to Regional Offices	2030103000	0.00	0.00	0.00	0.00	520,000.00	520,000.00	520,000.00	0.00	520,000.00	520,000.00	0 %	
Due to Other Funds	2030105000	0.00	0.00	0.00	0.00	26,648.88	26,648.88	26,648.88	0.00	26,648.88	26,648.88	0 %	
Other Payables	2999999000	0.00	0.00	0.00	0.00	70,000.00	70,000.00	70,000.00	0.00	70,000.00	70,000.00	0 %	
Government Equity	3010101000	0.00	0.00	0.00	0.00	384,769.75	384,769.75	384,769.75	0.00	384,769.75	384,769.75	0 %	
Financial Assistance to NGAs	5021402000	0.00	0.00	3,475.53	0.00	0.00	3,475.53	3,475.53	0.00	3,475.53	3,475.53	0 %	
Non-Cash Receipts		0.00	525,029.58	209,687.84	136,222.00	31,779.00	902,718.42	881,658.42	0.00	881,658.42	902,718.42	0 %	
Collections effected through outright deductions from claims		0.00	525,029.58	209,687.84	136,222.00	31,779.00	902,718.42	881,658.42	0.00	881,658.42	902,718.42	0 %	
Receivables - Disallowances/Charges	1030501000	0.00	525,029.58	209,687.84	136,222.00	31,779.00	902,718.42	881,658.42	0.00	881,658.42	902,718.42	0 %	with unremitted amount from november (terminal leave) and december (salaries)
TOTAL		76,927,000.00	143,463,870.01	120,180,935.76	423,463,149.85	192,916,989.71	880,024,945.33	879,497,714.87	0.00	879,497,714.87	803,097,945.33	1,044 %	

Certified Correct:


 FILIPINA V. VELASQUEZ, CPA, MM
 Chief Accountant

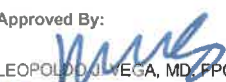
Date:

Recommending Approval:


 ROWENA C. LORA, CPA, MM
 Director IV, Financial and Management Service

Date:

Approved By:


 LEOPOLDO J. VEGA, MD, FPACS, FPATACSI, MBA-H
 Undersecretary of Health, Chief of Staff

Date:

QUARTERLY REPORT OF REVENUE AND OTHER RECEIPTS

As at the Quarter Ending December 31, 2021

Department : Department of Health (DOH)
 Agency : Office of the Secretary
 Operating Unit : Central Office
 Organization Code (UACS) : 13 001 0100000
 Fund Cluster : 02 - Foreign Assisted Projects Fund


Classification/Sources of Revenue and Other Receipts	UACS CODE	REVENUE TARGET (Annual) per BESF	Actual Revenue and Other Receipts Collections					Cumulative Remittance/Deposits to Date			Variance		Remarks
			1st Quarter Ending March 31	2nd Quarter Ending June 30	3rd Quarter Ending Sept. 30	4th Quarter Ending Dec. 31	Total	Remittance to BTr	Deposited with AGDB	TOTAL	Amount	%	
1	2	3	4	5	6	7	8=[(6+(-)7)-8+9]	9	10	11=(9+10)	12=(8-3)	13=(12/3)	14
Foreign Assisted Projects Fund		0.00	171,506.51	170,792.46	10,634,787.85	140,484.77	11,117,571.59	0.00	11,117,571.59	11,117,571.59	11,117,571.59	0 %	
Revenue Collections		0.00	171,506.51	170,792.46	10,634,787.85	140,484.77	11,117,571.59	0.00	11,117,571.59	11,117,571.59	11,117,571.59	0 %	
Cash Revenue		0.00	171,506.51	170,792.46	428,144.08	137,793.80	908,236.85	0.00	908,236.85	908,236.85	908,236.85	0 %	
Non-Tax		0.00	171,506.51	170,792.46	428,144.08	137,793.80	908,236.85	0.00	908,236.85	908,236.85	908,236.85	0 %	
Others	4020221099	0.00	1,210.69	2,037.18	1,635.57	0.00	4,883.44	0.00	4,883.44	4,883.44	4,883.44	0 %	
Gain in Foreign Exchange (FOREX)	4050101000	0.00	170,295.82	168,755.28	426,508.51	137,793.80	903,353.41	0.00	903,353.41	903,353.41	903,353.41	0 %	
Cash Receipts		0.00	0.00	0.00	10,206,643.77	2,690.97	10,209,334.74	0.00	10,209,334.74	10,209,334.74	10,209,334.74	0 %	
Others		0.00	0.00	0.00	10,206,643.77	2,690.97	10,209,334.74	0.00	10,209,334.74	10,209,334.74	10,209,334.74	0 %	
Petty Cash	1010102000	0.00	0.00	0.00	25,829.48	0.00	25,829.48	0.00	25,829.48	25,829.48	25,829.48	0 %	
Due from Government-Owned and/or Controlled Corporations	1030302000	0.00	0.00	0.00	9,012,985.55	0.00	9,012,985.55	0.00	9,012,985.55	9,012,985.55	9,012,985.55	0 %	
Due from Regional Offices	1030403000	0.00	0.00	0.00	0.00	2,690.97	2,690.97	0.00	2,690.97	2,690.97	2,690.97	0 %	
Miscellaneous Income	4060999000	0.00	0.00	0.00	1,167,828.74	0.00	1,167,828.74	0.00	1,167,828.74	1,167,828.74	1,167,828.74	0 %	
TOTAL		0.00	171,506.51	170,792.46	10,634,787.85	140,484.77	11,117,571.59	0.00	11,117,571.59	11,117,571.59	11,117,571.59	0 %	

Certified Correct:


 FILIPINA V. VELASQUEZ, CPA, MM
 Chief Accountant

Date:

Recommending Approval:


 ROWENA C. LORA, CFA, MM
 Director IV, Financial and Management Service

Date:

Approved By:


 LEOPOLDO J. VEGA, MD, FPCS, FPATACSI, MBA-H
 Undersecretary of Health, Chief of Staff

Date:

QUARTERLY REPORT OF REVENUE AND OTHER RECEIPTS

As at the Quarter Ending December 31, 2021

Department : Department of Health (DOH)
 Agency : Office of the Secretary
 Operating Unit : Central Office
 Organization Code (UACS) : 13 001 0100000
 Fund Cluster : 07 - Trust Receipts

Classification/Sources of Revenue and Other Receipts	UACS CODE	REVENUE TARGET (Annual) per BESF	Actual Revenue and Other Receipts Collections					Cumulative Remittance/Deposits to Date			Variance		Remarks
			1st Quarter Ending March 31	2nd Quarter Ending June 30	3rd Quarter Ending Sept. 30	4th Quarter Ending Dec. 31	Total	Remittance to BTr	Deposited with AGDB	TOTAL	Amount	%	
1	2	3	4	5	6	7	8=[(6+(-)7)-8+9]	9	10	11=(9+10)	12=(8-3)	13=(12/3)	14
Trust Receipts		0.00	2,451,810.50	22,849,209.18	8,862,242.26	4,802,212.54	38,965,474.48	38,734,525.34	21,000.00	38,755,525.34	38,965,474.48	0 %	
Inter-Agency Transferred Funds (IATF) Deposited with the National Treasury		0.00	0.00	11,508,000.00	0.00	0.00	11,508,000.00	11,508,000.00	0.00	11,508,000.00	11,508,000.00	0 %	
Due to Other NGAs (OPAPP)		0.00	0.00	11,508,000.00	0.00	0.00	11,508,000.00	11,508,000.00	0.00	11,508,000.00	11,508,000.00	0 %	
Other Trust Receipts Deposited with the National Treasury		0.00	2,430,810.50	11,341,209.18	8,862,242.26	4,802,212.54	27,436,474.48	27,226,525.34	0.00	27,226,525.34	27,436,474.48	0 %	
Due from Regional Offices		0.00	450,000.00	4.32	0.00	0.00	450,004.32	450,004.32	0.00	450,004.32	450,004.32	0 %	
Guaranty Deposits Payable (Performance Bond)		0.00	1,980,810.50	11,341,189.73	3,613,486.04	4,802,212.54	21,737,698.81	21,527,749.67	0.00	21,527,749.67	21,737,698.81	0 %	with cash balance on collecting officer
Due from Operating units		0.00	0.00	15.13	5,248,756.22	0.00	5,248,771.35	5,248,771.35	0.00	5,248,771.35	5,248,771.35	0 %	
Trust Receipts Deposited with Authorized Government Depository Banks (AGDB)		0.00	21,000.00	0.00	0.00	0.00	21,000.00	0.00	21,000.00	21,000.00	21,000.00	0 %	
Advances to OE (refund of cash advance)		0.00	21,000.00	0.00	0.00	0.00	21,000.00	0.00	21,000.00	21,000.00	21,000.00	0 %	
TOTAL		0.00	2,451,810.50	22,849,209.18	8,862,242.26	4,802,212.54	38,965,474.48	38,734,525.34	21,000.00	38,755,525.34	38,965,474.48	0 %	

Certified Correct:


 FILIPINA V. VELAZQUEZ, CPA, MM
 Chief Accountant

Date:

Recommending Approval:


 ROWENA C. LORA, CPA, MM
 Director IV, Financial and Management Service

Date:

Approved By:


 LEOPOLDO J. VEGA, MD, FPCPS, FPATACSI, MBA-H
 Undersecretary of Health, Chief of Staff

Date: