

**QUARTERLY REPORT OF REVENUE AND OTHER RECEIPTS**  
As at the Quarter Ending September 30, 2022

Department : Department of Health (DOH)  
 Agency : Office of the Secretary  
 Operating Unit : Central Office  
 Organization Code (UACS) : 13 001 0100000  
 Fund Cluster : 01 - Regular Agency Fund

Classification/Sources of Revenue and Other Receipts	UACS CODE	REVENUE TARGET (Annual) per BESF	Actual Revenue and Other Receipts Collections					Cumulative Remittance/Deposits to Date			Variance		Remarks
			1st Quarter Ending March 31	2nd Quarter Ending June 30	3rd Quarter Ending Sept. 30	4th Quarter Ending Dec. 31	Total	Remittance to BTr	Deposited with AGDB	TOTAL	Amount	%	
1	2	3	4	5	6	7	8=[(6+(-)7)-8+9]	9	10	11=(9+10)	12=(8-3)	13=(12/3)	14
<b>Regular Agency Fund</b>		88,885,000.00	510,116,838.48	949,848,645.18	441,750,242.89	0.00	1,901,715,526.55	1,892,133,457.03	9,349,166.20	1,901,482,623.23	1,833,030,526.55	2,669 %	
<b>Revenue Collections</b>		88,885,000.00	13,499,209.91	27,447,363.43	44,578,393.86	0.00	85,524,967.20	77,942,897.68	7,349,166.20	85,292,063.88	16,839,667.20	25 %	
<b>Cash Revenue</b>		88,885,000.00	11,898,970.00	23,155,000.46	17,930,320.00	0.00	52,984,290.46	45,402,880.46	7,349,166.20	52,751,846.66	(15,700,709.54)	-23 %	
<b>Non-Tax</b>		88,885,000.00	11,898,970.00	23,155,000.46	17,930,320.00	0.00	52,984,290.46	45,402,880.46	7,349,166.20	52,751,846.66	(15,700,709.54)	-23 %	
Permit Fees Import	4020101001	0.00	7,000.00	3,000.00	4,800.00	0.00	14,800.00	14,800.00	0.00	14,800.00	14,800.00	0 %	
Other Permit Fees	4020101099	1,092,000.00	308,700.00	365,700.00	378,700.00	0.00	1,053,100.00	1,053,100.00	0.00	1,053,100.00	(38,900.00)	-4 %	
Registration Fees	4020102000	40,000.00	0.00	10,200.00	200.00	0.00	10,400.00	10,400.00	0.00	10,400.00	(29,600.00)	-74 %	
Certification Fees	4020104002	80,000.00	15,900.00	29,800.00	45,700.00	0.00	91,400.00	91,400.00	0.00	91,400.00	11,400.00	14 %	
Licensing Fees	4020108000	9,327,000.00	1,532,350.00	845,600.00	894,200.00	0.00	3,272,150.00	3,272,150.00	0.00	3,272,150.00	(6,054,850.00)	-65 %	
Accreditation Fees	4020111001	6,919,000.00	588,000.00	380,500.00	416,550.00	0.00	1,385,050.00	1,385,050.00	0.00	1,385,050.00	(5,533,950.00)	-80 %	
Other Verification and Authentication Fees	4020111099	0.00	68,850.00	79,850.00	75,600.00	0.00	222,300.00	222,300.00	0.00	222,300.00	222,300.00	0 %	
Fines and Penalties - Service Income	4020114000	0.00	0.00	0.00	200,000.00	0.00	200,000.00	200,000.00	0.00	200,000.00	200,000.00	0 %	
Affiliation Fees	4020202000	0.00	0.00	184,440.82	0.00	0.00	184,440.82	184,440.82	0.00	184,440.82	184,440.82	0 %	
Examination Fees	4020203000	137,000.00	0.00	0.00	0.00	0.00	0.00	0.00	0.00	0.00	(137,000.00)	-100 %	
Income from Hostels/Dormitories and other Like facilities	4020213000	0.00	6,550.00	0.00	35,800.00	0.00	42,350.00	0.00	42,350.00	42,350.00	42,350.00	0 %	
Miscellaneous Income	4060999000	51,090,000.00	9,373,620.00	21,255,009.64	15,878,770.00	0.00	46,508,299.64	38,969,039.64	7,306,816.20	46,275,855.84	(4,581,700.36)	-9 %	
<b>Non-Cash Revenue</b>		0.00	1,800,239.91	4,292,362.97	26,648,073.86	0.00	32,540,676.74	32,540,217.22	0.00	32,540,217.22	32,540,676.74	0 %	
<b>Collections effected through outright deductions from claims</b>		0.00	1,800,239.91	4,292,362.97	26,648,073.86	0.00	32,540,676.74	32,540,217.22	0.00	32,540,217.22	32,540,676.74	0 %	
Miscellaneous Income	4060999000	0.00	1,800,239.91	4,292,362.97	26,648,073.86	0.00	32,540,676.74	32,540,217.22	0.00	32,540,217.22	32,540,676.74	0 %	Cash-Constructive Income/ Remittances from liquidated damages and cash advances, with 459.52 balance to be remitted on October 2022
<b>Non-Revenue Collections/Other Receipts</b>		0.00	496,617,428.57	822,401,281.75	397,171,849.03	0.00	1,816,190,559.35	1,814,190,559.35	2,000,000.00	1,816,190,559.35	1,816,190,559.35	0 %	
<b>Cash Receipts</b>		0.00	496,415,128.73	821,856,491.91	396,705,328.51	0.00	1,814,976,949.15	1,812,976,949.15	2,000,000.00	1,814,976,949.15	1,814,976,949.15	0 %	
<b>Others</b>		0.00	496,415,128.73	821,856,491.91	396,705,328.51	0.00	1,814,976,949.15	1,812,976,949.15	2,000,000.00	1,814,976,949.15	1,814,976,949.15	0 %	
Petty Cash	1010102000	0.00	0.00	70,000.00	12,629.81	0.00	82,629.81	82,629.81	0.00	82,629.81	82,629.81	0 %	
Accounts Receivable	1030101000	0.00	0.00	1,109,165.84	0.00	0.00	1,109,165.84	1,109,165.84	0.00	1,109,165.84	1,109,165.84	0 %	
Due from National Government Agencies	1030301000	0.00	443,837,968.07	770,136,749.39	266,661,767.98	0.00	1,480,666,485.44	1,480,666,485.44	0.00	1,480,666,485.44	1,480,666,485.44	0 %	
Due from Government-Owned and/or Controlled Corporations	1030302000	0.00	49,706,725.73	144,533,309.26	49,860,819.09	0.00	244,100,854.08	244,100,854.08	0.00	244,100,854.08	244,100,854.08	0 %	
Due from Operating Units	1030404000	0.00	127,842.00	0.00	0.00	0.00	127,842.00	127,842.00	0.00	127,842.00	127,842.00	0 %	

Department : Department of Health (DOH)  
 Agency : Office of the Secretary  
 Operating Unit : Central Office  
 Organization Code (UACS) : 13 001 0100000  
 Fund Cluster : 01 - Regular Agency Fund

Classification/Sources of Revenue and Other Receipts	UACS CODE	REVENUE TARGET (Annual) per BESF	Actual Revenue and Other Receipts Collections					Cumulative Remittance/Deposits to Date			Variance		Remarks	
			1st Quarter Ending March 31	2nd Quarter Ending June 30	3rd Quarter Ending Sept. 30	4th Quarter Ending Dec. 31	Total	Remittance to BTR	Deposited with AGDB	TOTAL	Amount	%		
1	2	3	4	5	6	7	8=[(6+(-)7)-8+9]	9	10	11=(9+10)	12=(8-3)	13=(12/3)	14	
Receivables - Disallowances/Charges	1030501000	0.00	287,519.13	279,983.20	151,203.72	0.00	718,706.05	718,706.05	0.00	718,706.05	718,706.05	0.00	0 %	
Due from Officers and Employees	1030502000	0.00	13.01	3,858.97	3,312.89	0.00	7,184.87	7,184.87	0.00	7,184.87	7,184.87	0.00	0 %	
Other Receivables	1030599000	0.00	372,105.39	7,471.16	42,377.55	0.00	421,954.10	421,954.10	0.00	421,954.10	421,954.10	0.00	0 %	
Advances for Special Disbursing Officer	1990103000	0.00	46,859.64	26,787.72	0.00	0.00	73,647.36	73,647.36	0.00	73,647.36	73,647.36	0.00	0 %	
Advances to Officers and Employees	1990104000	0.00	36,095.76	155,851.57	218,483.42	0.00	410,430.75	410,430.75	0.00	410,430.75	410,430.75	0.00	0 %	
Due to NGAs	2020105000	0.00	2,000,000.00	5,475,015.00	0.00	0.00	7,475,015.00	5,475,015.00	2,000,000.00	7,475,015.00	7,475,015.00	0.00	0 %	Refund from UP-Manila & receipt of funds from NRC-PHILSDOST
Government Equity	3010101000	0.00	0.00	58,300.00	0.00	0.00	58,300.00	58,300.00	0.00	58,300.00	58,300.00	0.00	0 %	
Income from Grants and Donations in Cash	4040201000	0.00	0.00	0.00	79,724,734.25	0.00	79,724,734.25	79,724,734.25	0.00	79,724,734.25	79,724,734.25	0.00	0 %	Receipt of funds from King Salman Humanitarian Aid & Relief Centre
<b>Non-Cash Receipts</b>		0.00	202,299.84	544,789.84	486,520.52	0.00	1,213,610.20	1,213,610.20	0.00	1,213,610.20	1,213,610.20	0.00	0 %	
<b>Collections effected through outright deductions from claims</b>		0.00	202,299.84	544,789.84	486,520.52	0.00	1,213,610.20	1,213,610.20	0.00	1,213,610.20	1,213,610.20	0.00	0 %	
Receivables - Disallowances/Charges	1030501000	0.00	45,000.00	327,249.04	387,414.93	0.00	739,663.97	739,663.97	0.00	739,663.97	739,663.97	0.00	0 %	
Due from Officers and Employees	1030502000	0.00	157,299.84	217,540.80	99,105.59	0.00	473,946.23	473,946.23	0.00	473,946.23	473,946.23	0.00	0 %	Total Cash-Constructive Income/Remittances for overpayment of salary
<b>TOTAL</b>		68,885,000.00	510,116,638.48	949,848,645.18	441,750,242.89	0.00	1,901,715,526.55	1,892,133,457.03	9,349,186.20	1,891,482,623.23	1,833,030,526.55	2,669 %		

Certified Correct:

  
 EMY I. LOPEZ, CPA, MBA  
 Accountant IV


Date:

Recommending Approval:

  
 FILIPINA V. VELASCO, CPA, MM  
 Chief Accountant

Date:

Approved By:

  
 ROWENA C. LORA, CPA, MM, CESE  
 Director IV, Financial and Management Service

Date:

**QUARTERLY REPORT OF REVENUE AND OTHER RECEIPTS**  
As at the Quarter Ending September 30, 2022

Department : Department of Health (DOH)  
 Agency : Office of the Secretary  
 Operating Unit : Central Office  
 Organization Code (UACS) : 13 001 010000  
 Fund Cluster : 02 - Foreign Assisted Projects Fund

Classification/Sources of Revenue and Other Receipts	UACS CODE	REVENUE TARGET (Annual) per BESF	Actual Revenue and Other Receipts Collections					Cumulative Remittance/Deposits to Date			Variance		Remarks
			1st Quarter Ending March 31	2nd Quarter Ending June 30	3rd Quarter Ending Sept. 30	4th Quarter Ending Dec. 31	Total	Remittance to BTr	Deposited with AGDB	TOTAL	Amount	%	
1	2	3	4	5	6	7	8=[(6+(-)-7)-8+9]	9	10	11=(9+10)	12=(8-3)	13=(12/3)	14
Foreign Assisted Projects Fund		0.00	4,895.03	4,054.54	3,505.48	0.00	12,255.05	0.00	12,255.05	12,255.05	12,255.05	0 %	
Revenue Collections		0.00	4,895.03	4,054.54	3,505.48	0.00	12,255.05	0.00	12,255.05	12,255.05	12,255.05	0 %	
Cash Revenue		0.00	4,895.03	4,054.54	3,505.48	0.00	12,255.05	0.00	12,255.05	12,255.05	12,255.05	0 %	
Non-Tax		0.00	4,895.03	4,054.54	3,505.48	0.00	12,255.05	0.00	12,255.05	12,255.05	12,255.05	0 %	
Others	4020221089	0.00	4,895.03	4,054.54	3,505.48	0.00	12,255.05	0.00	12,255.05	12,255.05	12,255.05	0 %	
<b>TOTAL</b>		0.00	4,895.03	4,054.54	3,505.48	0.00	12,255.05	0.00	12,255.05	12,255.05	12,255.05	0 %	

Certified Correct

EMY I. LOPEZ, CPA, MBA

Accountant IV

Date:

Recommending Approval:

FILIPINA V. VELASQUEZ, CPA, MM

Chief Accountant

Date:

Approved By:

ROWENA C. LORA, CPA, MM, CESE

Director IV, Financial and Management Service


Date:

**QUARTERLY REPORT OF REVENUE AND OTHER RECEIPTS**  
**As at the Quarter Ending September 30, 2022**

Department : Department of Health (DOH)  
 Agency : Office of the Secretary  
 Operating Unit : Central Office  
 Organization Code (UACS) : 13 001 0100000  
 Fund Cluster : 07 - Trust Receipts

Classification/Sources of Revenue and Other Receipts	UACS CODE	REVENUE TARGET (Annual) per BESF	Actual Revenue and Other Receipts Collections					Cumulative Remittance/Deposits to Date			Variance		Remarks
			1st Quarter Ending March 31	2nd Quarter Ending June 30	3rd Quarter Ending Sept. 30	4th Quarter Ending Dec. 31	Total	Remittance to BTr	Deposited with AGDB	TOTAL	Amount	%	
1	2	3	4	5	6	7	8=[(6+(-)7)-8+9]	9	10	11=(9+10)	12=(8-3)	13=(12/3)	14
Trust Receipts		0.00	6,713,445.71	8,769,714.77	19,764,357.93	0.00	35,247,518.41	26,047,170.92	9,200,347.49	35,247,518.41	35,247,518.41	0 %	
Other Trust Receipts Deposited with the National Treasury		0.00	6,713,058.50	4,189,656.46	15,144,455.96	0.00	26,047,170.92	26,047,170.92	0.00	26,047,170.92	26,047,170.92	0 %	
Performance Bond/Guaranty Deposits Payable		0.00	6,713,058.50	4,189,656.46	5,851,229.04	0.00	16,753,944.00	16,753,944.00	0.00	16,753,944.00	16,753,944.00	0 %	
Due from Operating Unit		0.00	0.00	0.00	9,293,226.92	0.00	9,293,226.92	9,293,226.92	0.00	9,293,226.92	9,293,226.92	0 %	Refund from RITM
Trust Receipts Deposited with Authorized Government Depository Banks (AGDB)		0.00	387.21	4,580,058.31	4,619,901.97	0.00	9,200,347.49	0.00	9,200,347.49	9,200,347.49	9,200,347.49	0 %	
Donations in Cash		0.00	0.00	4,579,472.40	4,619,427.65	0.00	9,198,900.05	0.00	9,198,900.05	9,198,900.05	9,198,900.05	0 %	Funds from PCCM
Interest Income-Others (4020221099)		0.00	387.21	585.91	474.32	0.00	1,447.44	0.00	1,447.44	1,447.44	1,447.44	0 %	
<b>TOTAL</b>		0.00	6,713,445.71	8,769,714.77	19,764,357.93	0.00	35,247,518.41	26,047,170.92	9,200,347.49	35,247,518.41	35,247,518.41	0 %	

Certified Correct:

  
 EMY I. LOPEZ, CPA, MBA  
 Accountant IV


Date:

Recommending Approval:

  
 FILIPINA V. VELASQUEZ, CPA, MM  
 Chief Accountant

Date:

Approved By:

  
 ROWENA C. LORA, CPA, MM, CESE  
 Director IV, Financial and Management Service

Date: