

QUARTERLY REPORT OF REVENUE AND OTHER RECEIPTS
As at the Quarter Ending December 31, 2019

Department : Department of Health (DOH)
 Agency : Office of the Secretary
 Operating Unit : Central Office
 Organization Code : 13 001 010000
 Fund Cluster : 01 - Regular Agency Fund

Classification/Sources of Revenue and Other Receipts	UACS CODE	REVENUE TARGET (Annual) per BESF	Actual Revenue and Other Receipts Collections					Cumulative Remittance/Deposits to Date			Variance		Remarks
			1st Quarter Ending March 31	2nd Quarter Ending June 30	3rd Quarter Ending Sept. 30	4th Quarter Ending Dec. 31	Total	Remittance to BTr	Deposited with AGDB	TOTAL	Amount	%	
1	2	3	4	5	6	7	8=[(6+(-)7)-8+9]	9	10	11=(9+10)	12=(8-3)	13=(12/3)	14
Regular Agency Fund		390,387,000.00	39,748,503.64	3,026,549,502.24	83,752,975.28	426,780,327.83	3,576,831,308.99	3,518,817,906.65	10,457,848.43	3,529,275,755.08	3,186,444,308.99		816 %
Revenue Collections		390,387,000.00	38,615,569.33	25,840,083.19	34,765,460.55	55,612,930.13	154,834,043.20	98,028,542.03	10,457,848.43	108,486,390.46	(235,552,956.80)		-80 %
Cash Revenue		390,387,000.00	23,278,491.60	20,457,612.35	26,178,976.71	38,839,629.80	108,754,710.46	98,028,542.03	10,457,848.43	108,486,390.46	(281,632,289.54)		-72 %
Non-Tax		390,387,000.00	23,278,491.60	20,457,612.35	26,178,976.71	38,839,629.80	108,754,710.46	98,028,542.03	10,457,848.43	108,486,390.46	(281,632,289.54)		-72 %
Permit Fees Import	4020101001	0.00	0.00	0.00	4,500.00	14,700.00	19,200.00	19,200.00	0.00	19,200.00	19,200.00		0 %
Permit Fees Export	4020101002	0.00	0.00	1,400.00	0.00	0.00	1,400.00	1,400.00	0.00	1,400.00	1,400.00		0 %
Other Permit Fees	4020101099	6,806,000.00	392,900.00	325,200.00	336,800.00	307,400.00	1,365,300.00	1,365,300.00	0.00	1,365,300.00	(5,440,700.00)		-80 %
Registration Fees	4020102000	715,000.00	0.00	0.00	0.00	200.00	200.00	200.00	0.00	200.00	(714,800.00)		-100 %
Certification Fees	4020104002	395,000.00	23,600.00	29,200.00	34,300.00	22,750.00	109,850.00	109,850.00	0.00	109,850.00	(285,150.00)		-72 %
Licensing Fees	4020106000	36,773,000.00	1,791,850.00	885,800.00	896,700.00	9,916,550.00	13,490,900.00	13,490,900.00	0.00	13,490,900.00	(23,282,100.00)		-63 %
Accreditation Fees	4020111001	0.00	1,060,500.00	438,000.00	306,000.00	7,552,650.00	9,357,150.00	9,357,150.00	0.00	9,357,150.00	9,357,150.00		0 %
Weights and Measures Fees	4020111002	0.00	0.00	1,400.00	0.00	0.00	1,400.00	1,400.00	0.00	1,400.00	1,400.00		0 %
Other Verification and Authentication Fees	4020111099	28,382,000.00	130,200.00	67,050.00	78,450.00	86,050.00	361,750.00	361,750.00	0.00	361,750.00	(28,020,250.00)		-99 %
Examination Fees	4020203000	5,404,000.00	0.00	202,000.00	0.00	252,000.00	454,000.00	454,000.00	0.00	454,000.00	(4,950,000.00)		-92 %
Income from Hostels/Dormitories and other Like facilities	4020213000	0.00	9,000.00	21,950.00	222,550.00	150,100.00	403,600.00	0.00	403,600.00	403,600.00	403,600.00		0 %
Interest on Advances to GOCCs	4020221002	0.00	0.00	0.00	4,480,177.04	0.00	4,480,177.04	4,480,177.04	0.00	4,480,177.04	4,480,177.04		0 %
Others	4020221099	0.00	0.00	0.00	31.87	77.81	109.68	0.00	109.68	109.68	109.68		0 %
Miscellaneous Income	4060999000	311,912,000.00	19,870,441.60	18,465,612.35	19,816,467.80	20,537,151.99	78,709,673.74	68,387,214.99	10,054,138.75	78,441,353.74	(233,202,326.26)		-75 %
Non-Cash Revenue		0.00	15,337,077.73	5,382,470.84	8,586,483.84	16,773,300.33	46,079,332.74	0.00	0.00	0.00	46,079,332.74		0 %
Collections effected through outright deductions from claims		0.00	15,337,077.73	5,382,470.84	8,586,483.84	16,773,300.33	46,079,332.74	0.00	0.00	0.00	46,079,332.74		0 %
Miscellaneous Income	4060999000	0.00	15,337,077.73	5,382,470.84	8,586,483.84	16,773,300.33	46,079,332.74	0.00	0.00	0.00	46,079,332.74		0 %
Non-Revenue Collections/Other Receipts		0.00	1,132,934.31	3,000,709,419.05	48,987,514.73	371,167,397.70	3,421,997,265.79	3,420,789,364.62	0.00	3,420,789,364.62	3,421,997,265.79		0 %
Cash Receipts		0.00	634,719.47	3,000,317,040.48	48,727,873.83	371,109,730.84	3,420,789,364.62	3,420,789,364.62	0.00	3,420,789,364.62	3,420,789,364.62		0 %
Others		0.00	634,719.47	3,000,317,040.48	48,727,873.83	371,109,730.84	3,420,789,364.62	3,420,789,364.62	0.00	3,420,789,364.62	3,420,789,364.62		0 %
Petty Cash	1010102000	0.00	42,509.35	535.18	4,824.58	17,108.12	64,977.23	64,977.23	0.00	64,977.23	64,977.23		0 %
Due from National Government Agencies	1030301000	0.00	251,768.85	3,536,268.30	54,894.79	2,003,960.90	5,846,892.84	5,846,892.84	0.00	5,846,892.84	5,846,892.84		0 %
Due from Government-Owned and/or Controlled Corporations	1030302000	0.00	0.00	6,173,050.98	22,552,453.83	4,491,377.94	33,216,882.75	33,216,882.75	0.00	33,216,882.75	33,216,882.75		0 %
Due from Local Government Units	1030303000	0.00	2,660.32	1,144,045.42	700.00	0.00	1,147,405.74	1,147,405.74	0.00	1,147,405.74	1,147,405.74		0 %
Due from Regional Offices	1030403000	0.00	0.00	0.00	1,151,994.35	0.00	1,151,994.35	1,151,994.35	0.00	1,151,994.35	1,151,994.35		0 %
Due from Operating Units	1030404000	0.00	0.00	0.00	329.72	0.00	329.72	329.72	0.00	329.72	329.72		0 %

Department : Department of Health (DOH)
 Agency : Office of the Secretary
 Operating Unit : Central Office
 Organization Code : 13 001 0100000
 Fund Cluster : 01 - Regular Agency Fund

Classification/Sources of Revenue and Other Receipts	UACS CODE	REVENUE TARGET (Annual) per BESF	Actual Revenue and Other Receipts Collections					Cumulative Remittance/Deposits to Date			Variance		Remark
			1st Quarter Ending March 31	2nd Quarter Ending June 30	3rd Quarter Ending Sept. 30	4th Quarter Ending Dec. 31	Total	Remittance to BTr	Deposited with AGDB	TOTAL	Amount	%	
1	2	3	4	5	6	7	8=[(6+(-)7)-8+9]	9	10	11=(9+10)	12=(8-3)	13=(12/3)	14
Receivables - Disallowances/Charges	1030501000	0.00	164,825.21	323,573.14	89,655.42	328,435.87	906,489.64	906,489.64	0.00	906,489.64	906,489.64	0%	
Due from Officers and Employees	1030502000	0.00	44,742.44	2,188.19	45,008.48	11,381.92	103,321.03	103,321.03	0.00	103,321.03	103,321.03	0%	
Other Receivables	1030599000	0.00	19,907.19	2,373.71	6,072.01	26,855.56	55,208.47	55,208.47	0.00	55,208.47	55,208.47	0%	
Advances for Special Disbursing Officer	1990103000	0.00	443.00	37,407.50	16,112.36	21,335.93	75,298.79	75,298.79	0.00	75,298.79	75,298.79	0%	
Advances to Officers and Employees	1990104000	0.00	47,863.11	153,659.77	127,148.07	391,909.93	720,580.55	720,580.55	0.00	720,580.55	720,580.55	0%	
Deposits on Letter of Credit	1990301000	0.00	0.00	2,988,661,135.99	24,677,410.86	363,817,365.00	3,377,155,911.85	3,377,155,911.85	0.00	3,377,155,911.85	3,377,155,911.85	0%	
Due to NGAs	2020105000	0.00	0.00	18.00	0.00	0.00	18.00	18.00	0.00	18.00	18.00	0%	
Due to Other Funds	2030105000	0.00	0.00	0.00	1,269.36	0.00	1,269.36	1,269.36	0.00	1,269.36	1,269.36	0%	
Government Equity	3010101000	0.00	0.00	282,784.30	0.00	0.00	282,784.30	282,784.30	0.00	282,784.30	282,784.30	0%	
Income from Grants and Donations in Cash	4040201000	0.00	60,000.00	0.00	0.00	0.00	60,000.00	60,000.00	0.00	60,000.00	60,000.00	0%	
Non-Cash Receipts		0.00	498,214.84	392,378.57	259,640.90	57,666.86	1,207,901.17	0.00	0.00	0.00	1,207,901.17	0%	
Collections effected through outright deductions from claims		0.00	498,214.84	392,378.57	259,640.90	57,666.86	1,207,901.17	0.00	0.00	0.00	1,207,901.17	0%	
Receivables - Disallowances/Charges	1030501000	0.00	498,214.84	392,378.57	259,640.90	57,666.86	1,207,901.17	0.00	0.00	0.00	1,207,901.17	0%	
TOTAL		390,387,000.00	39,748,503.64	3,026,549,502.24	83,752,975.28	426,780,327.83	3,576,831,308.99	3,518,817,906.65	10,467,848.43	3,529,275,755.08	3,186,444,308.99	816%	

Certified Correct:
 RABAGO LORICA CALUPITAN
 Agency Chief Accountant
 Date: 2020-01-30 10:30:11.0



Recommending Approval:
 OWENA C. LORA, CPA, MM
 Director of Financial Management Services (FMS) or Equivalent
 Date: _____

Approved By:
 ROGER P. SONG AN, DMPA, MPA
 Undersecretary of Health
 Agency/Entity Head or Authorized Representative
 Date: 2020-01-30 11:21:28.0


QUARTERLY REPORT OF REVENUE AND OTHER RECEIPTS
As at the Quarter Ending December 31, 2019

Department : Department of Health (DOH)
 Agency : Office of the Secretary
 Operating Unit : Central Office
 Organization Code : 13 001 0100000
 Fund Cluster : 02 - Foreign Assisted Projects Fund

Classification/Sources of Revenue and Other Receipts	UACS CODE	REVENUE TARGET (Annual) per BESF	Actual Revenue and Other Receipts Collections					Cumulative Remittance/Deposits to Date			Variance		Remark
			1st Quarter Ending March 31	2nd Quarter Ending June 30	3rd Quarter Ending Sept. 30	4th Quarter Ending Dec. 31	Total	Remittance to BTr	Deposited with AGDB	TOTAL	Amount	%	
1	2	3	4	5	6	7	8=([6+(-)7]-8+9)	9	10	11=(9+10)	12=(8-3)	13=(12/3)	14
Foreign Assisted Projects Fund		0.00	32,571.03	33,278.95	33,869.10	34,090.22	133,809.30	0.00	133,809.30	133,809.30	133,809.30	0 %	
Revenue Collections		0.00	32,571.03	33,278.95	33,869.10	34,090.22	133,809.30	0.00	133,809.30	133,809.30	133,809.30	0 %	
Cash Revenue		0.00	32,571.03	33,278.95	33,869.10	34,090.22	133,809.30	0.00	133,809.30	133,809.30	133,809.30	0 %	
Non-Tax		0.00	32,571.03	33,278.95	33,869.10	34,090.22	133,809.30	0.00	133,809.30	133,809.30	133,809.30	0 %	
Others	4020221099	0.00	32,571.03	33,278.95	33,869.10	34,090.22	133,809.30	0.00	133,809.30	133,809.30	133,809.30	0 %	
TOTAL		0.00	32,571.03	33,278.95	33,869.10	34,090.22	133,809.30	0.00	133,809.30	133,809.30	133,809.30	0 %	

Certified Correct: 
 RABAGO LORICA CALUPITAN
 Agency Chief Accountant
 Date: 2020-01-30 10:30:11.0 


Recommending Approval: 
 ROWENA C. LORA, CPA, MM
 OIC - Director IV
 Director of Financial Management Services (FMS) or Equivalent
 Date:

Approved By: 
 ROGER P. TONG-AN, DMPA, MAN, RN
 Undersecretary of Health
 Agency/Entity Head or Authorized Representative
 Administration and Finance Cluster
 Date: 2020-01-30 11:21:28.0

QUARTERLY REPORT OF REVENUE AND OTHER RECEIPTS
As at the Quarter Ending December 31, 2019

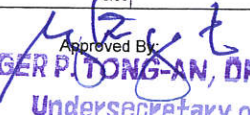
Department : Department of Health (DOH)
 Agency : Office of the Secretary
 Operating Unit : Central Office
 Organization Code : 13 001 0100000
 Fund Cluster : 04 - Special Account - Foreign Assisted/Foreign Grants Fund

Classification/Sources of Revenue and Other Receipts	UACS CODE	REVENUE TARGET (Annual) per BESF	Actual Revenue and Other Receipts Collections					Cumulative Remittance/Deposits to Date			Variance		Remark
			1st Quarter Ending March 31	2nd Quarter Ending June 30	3rd Quarter Ending Sept. 30	4th Quarter Ending Dec. 31	Total	Remittance to BTR	Deposited with AGDB	TOTAL	Amount	%	
1	2	3	4	5	6	7	8=[(6+(-)7)-8+9]	9	10	11=(9+10)	12=(8-3)	13=(12/3)	14
Special Account - Foreign Assisted/Foreign Grants Fund		0.00	0.00	16,350.00	0.00	0.00	16,350.00	0.00	0.00	0.00	16,350.00	0%	
Revenue Collections		0.00	0.00	16,350.00	0.00	0.00	16,350.00	0.00	0.00	0.00	16,350.00	0%	
Non-Cash Revenue		0.00	0.00	16,350.00	0.00	0.00	16,350.00	0.00	0.00	0.00	16,350.00	0%	
Collections effected through outright deductions from claims		0.00	0.00	16,350.00	0.00	0.00	16,350.00	0.00	0.00	0.00	16,350.00	0%	
Miscellaneous Income	4060999000	0.00	0.00	16,350.00	0.00	0.00	16,350.00	0.00	0.00	0.00	16,350.00	0%	
TOTAL		0.00	0.00	16,350.00	0.00	0.00	16,350.00	0.00	0.00	0.00	16,350.00	0%	

Certified Correct:

 RABAGO LORICA CALUPITAN
 Agency Chief Accountant
 Date: 2020-01-30 10:30:11.0

Recommending Approval:

 ROWENA C. LORA, CPA, MM
 Director of Financial Management Services (FMS) or Equivalent
 Date: _____
 Financial and Management Service

Approved By:

 ROGER PITONG-AN, DMPA, MAN, etc.
 Undersecretary of Health
 Agency/Entity Head or Authorized Representative
 Administration and Finance Cluster
 Date: 2020-01-30 11:21:28.0

QUARTERLY REPORT OF REVENUE AND OTHER RECEIPTS
As at the Quarter Ending December 31, 2019

Department : Department of Health (DOH)
 Agency : Office of the Secretary
 Operating Unit : Central Office
 Organization Code : 13 001 0100000
 Fund Cluster : 07 - Trust Receipts

Classification/Sources of Revenue and Other Receipts	UACS CODE	REVENUE TARGET (Annual) per BESF	Actual Revenue and Other Receipts Collections					Cumulative Remittance/Deposits to Date			Variance		Remark
			1st Quarter Ending March 31	2nd Quarter Ending June 30	3rd Quarter Ending Sept. 30	4th Quarter Ending Dec. 31	Total	Remittance to BTr	Deposited with AGDB	TOTAL	Amount	%	
1	2	3	4	5	6	7	8=[(6+(-)7)-8+9]	9	10	11=(9+10)	12=(8-3)	13=(12/3)	14
Trust Receipts		0.00	55,412,311.07	5,256,598.56	8,492,403.72	6,598,676.96	75,759,990.31	69,259,046.78	6,500,943.53	75,759,990.31	75,759,990.31	0 %	
Inter-Agency Transferred Funds (IATF) Deposited with the National Treasury		0.00	10,963,757.23	0.00	2,040,000.00	0.00	13,003,757.23	13,003,757.23	0.00	13,003,757.23	13,003,757.23	0 %	
Due to NGAs		0.00	10,963,757.23	0.00	2,040,000.00	0.00	13,003,757.23	13,003,757.23	0.00	13,003,757.23	13,003,757.23	0 %	
Other Trust Receipts Deposited with the National Treasury		0.00	42,305,281.04	4,560,771.77	5,103,728.46	4,285,508.28	56,255,289.55	56,255,289.55	0.00	56,255,289.55	56,255,289.55	0 %	
Due to Regional Offices		0.00	38,154,000.00	0.00	0.00	0.00	38,154,000.00	38,154,000.00	0.00	38,154,000.00	38,154,000.00	0 %	
Guaranty/Security Deposits Payable		0.00	2,949,500.00	3,920,672.00	1,777,248.04	2,503,562.00	11,150,982.04	11,150,982.04	0.00	11,150,982.04	11,150,982.04	0 %	
Due from Regional Offices		0.00	1,200,215.80	350,000.00	3,153,455.30	1,636,746.28	6,340,417.38	6,340,417.38	0.00	6,340,417.38	6,340,417.38	0 %	
Due from Operating Units		0.00	1,565.24	290,099.77	173,025.12	145,200.00	609,890.13	609,890.13	0.00	609,890.13	609,890.13	0 %	
Trust Receipts Deposited with Authorized Government Depository Banks (AGDB)		0.00	2,143,272.80	695,826.79	1,348,675.26	2,313,168.68	6,500,943.53	0.00	6,500,943.53	6,500,943.53	6,500,943.53	0 %	
Others		0.00	3,042.67	3,021.04	2,218.18	586.67	8,868.56	0.00	8,868.56	8,868.56	8,868.56	0 %	
Advances to Officers and Employees		0.00	0.00	0.00	57,090.00	2,140.00	59,230.00	0.00	59,230.00	59,230.00	59,230.00	0 %	
Due from GOCCs		0.00	0.00	400,000.00	0.00	0.00	400,000.00	0.00	400,000.00	400,000.00	400,000.00	0 %	
Due from Regional Offices		0.00	44,080.06	292,805.75	0.00	0.00	336,885.81	0.00	336,885.81	336,885.81	336,885.81	0 %	
Other Payables		0.00	2,651.79	0.00	0.00	0.00	2,651.79	0.00	2,651.79	2,651.79	2,651.79	0 %	
Income from Grants and Donations in Cash		0.00	2,093,498.28	0.00	1,289,367.08	2,310,442.01	5,693,307.37	0.00	5,693,307.37	5,693,307.37	5,693,307.37	0 %	
TOTAL		0.00	55,412,311.07	5,256,598.56	8,492,403.72	6,598,676.96	75,759,990.31	69,259,046.78	6,500,943.53	75,759,990.31	75,759,990.31	0 %	

Certified Correct:

RABAGO LORICA CALUPITAN

Agency Chief Accountant

Date: 2020-01-30 10:30:11.0

Recommending Approval:

HOWENA C. LORA, CPA, MM
 Director of Financial Management Services (FMS) or Equivalent
 Date: **Financial and Management Service**

Approved By:

ROGER P. TONG-AN, DMPA, MAN, RN
 Undersecretary of Health
 Agency/Entity Head or Authorized Representative
 Date: 2020-01-30 11:21:28.0