

**QUARTERLY REPORT OF REVENUE AND OTHER RECEIPTS
As at the Quarter Ending September 30, 2019**

Department : Department of Health (DOH)
 Agency : Office of the Secretary
 Operating Unit : Central Office
 Organization Code : 13 001 0100000
 Fund Cluster : 01 - Regular Agency Fund

| Classification/Sources of Revenue and Other Receipts | UACS CODE | REVENUE TARGET (Annual) per BESF | Actual Revenue and Other Receipts Collections | | | | | Cumulative Remittance/Deposits to Date | | | Variance | |
|---|------------|----------------------------------|---|----------------------------|-----------------------------|----------------------------|------------------|--|---------------------|------------------|------------------|-----------|
| | | | 1st Quarter Ending March 31 | 2nd Quarter Ending June 30 | 3rd Quarter Ending Sept. 30 | 4th Quarter Ending Dec. 31 | Total | Remittance to BTr | Deposited with AGDB | TOTAL | Amount | % |
| 1 | 2 | 3 | 4 | 5 | 6 | 7 | 8=[(6+(-)7)-8+9] | 9 | 10 | 11=(9+10) | 12=(8-3) | 13=(12/3) |
| Regular Agency Fund | | 390,387,000.00 | 39,748,503.64 | 3,026,549,502.24 | 83,752,943.41 | 0.00 | 3,150,050,949.29 | 3,111,820,537.29 | 7,594,100.00 | 3,119,414,637.29 | 2,759,663,949.29 | 707 % |
| Revenue Collections | | 390,387,000.00 | 38,615,569.33 | 25,840,083.19 | 34,765,428.68 | 0.00 | 99,221,081.20 | 62,147,448.79 | 7,594,100.00 | 65,261,371.75 | (295,646,095.84) | -76 % |
| Cash Revenue | | 390,387,000.00 | 23,278,491.60 | 20,457,612.35 | 26,178,944.84 | 0.00 | 69,915,048.79 | 62,147,448.79 | 7,594,100.00 | 65,261,371.75 | (324,952,128.25) | -83 % |
| Non-Tax | | 390,387,000.00 | 23,278,491.60 | 20,457,612.35 | 26,178,944.84 | 0.00 | 69,915,048.79 | 62,147,448.79 | 7,594,100.00 | 65,261,371.75 | (324,952,128.25) | -83 % |
| Permit Fees Import | 4020101001 | 0.00 | 0.00 | 0.00 | 4,500.00 | 0.00 | 4,500.00 | 4,500.00 | 0.00 | 4,500.00 | 4,500.00 | 0 % |
| Permit Fees Export | 4020101002 | 0.00 | 0.00 | 1,400.00 | 0.00 | 0.00 | 1,400.00 | 1,400.00 | 0.00 | 1,400.00 | 1,400.00 | 0 % |
| Other Permit Fees | 4020101099 | 6,806,000.00 | 392,900.00 | 325,200.00 | 339,800.00 | 0.00 | 1,057,900.00 | 1,057,900.00 | 0.00 | 1,057,900.00 | (5,748,100.00) | -84 % |
| Registration Fees | 4020102000 | 715,000.00 | 0.00 | 0.00 | 0.00 | 0.00 | 0.00 | 0.00 | 0.00 | 0.00 | (715,000.00) | -100 % |
| Certification Fees | 4020104002 | 395,000.00 | 23,600.00 | 29,200.00 | 34,300.00 | 0.00 | 87,100.00 | 87,100.00 | 0.00 | 87,100.00 | (307,900.00) | -78 % |
| Licensing Fees | 4020106000 | 36,773,000.00 | 1,791,850.00 | 885,800.00 | 896,700.00 | 0.00 | 3,574,350.00 | 3,574,350.00 | 0.00 | 3,574,350.00 | (33,198,650.00) | -90 % |
| Accreditation Fees | 4020111001 | 0.00 | 1,060,500.00 | 438,000.00 | 306,000.00 | 0.00 | 1,804,500.00 | 1,804,500.00 | 0.00 | 1,804,500.00 | 1,804,500.00 | 0 % |
| Weights and Measures Fees | 4020111002 | 0.00 | 0.00 | 1,400.00 | 0.00 | 0.00 | 1,400.00 | 1,400.00 | 0.00 | 1,400.00 | 1,400.00 | 0 % |
| Other Verification and Authentication Fees | 4020111099 | 28,382,000.00 | 130,200.00 | 67,050.00 | 78,450.00 | 0.00 | 275,700.00 | 275,700.00 | 0.00 | 275,700.00 | (28,106,300.00) | -99 % |
| Examination Fees | 4020203000 | 5,404,000.00 | 0.00 | 202,000.00 | 0.00 | 0.00 | 202,000.00 | 202,000.00 | 0.00 | 202,000.00 | (5,202,000.00) | -96 % |
| Income from Hostels/Dormitories and other Like facilities | 4020213000 | 0.00 | 9,000.00 | 21,950.00 | 222,550.00 | 0.00 | 253,500.00 | 0.00 | 250,600.00 | 250,600.00 | 253,500.00 | 0 % |
| Interest on Advances to GOCCs | 4020221002 | 0.00 | 0.00 | 0.00 | 4,480,177.04 | 0.00 | 4,480,177.04 | 4,480,177.04 | 0.00 | 4,480,177.04 | 4,480,177.04 | 0 % |
| Miscellaneous Income | 4060999000 | 311,912,000.00 | 19,870,441.60 | 18,485,612.35 | 19,816,467.80 | 0.00 | 58,172,521.75 | 50,658,421.75 | 7,343,500.00 | 58,001,921.75 | (253,739,478.25) | -81 % |
| Non-Cash Revenue | | 0.00 | 15,337,077.73 | 5,382,470.84 | 8,586,483.84 | 0.00 | 29,306,032.41 | 0.00 | 0.00 | 0.00 | 29,306,032.41 | 0 % |
| Collections effected through outright deductions from claims | | 0.00 | 15,337,077.73 | 5,382,470.84 | 8,586,483.84 | 0.00 | 29,306,032.41 | 0.00 | 0.00 | 0.00 | 29,306,032.41 | 0 % |
| Miscellaneous Income | 4060999000 | 0.00 | 15,337,077.73 | 5,382,470.84 | 8,586,483.84 | 0.00 | 29,306,032.41 | 0.00 | 0.00 | 0.00 | 29,306,032.41 | 0 % |
| Non-Revenue Collections/Other Receipts | | 0.00 | 1,132,934.31 | 3,000,426,634.75 | 48,987,514.73 | 0.00 | 3,050,547,083.79 | 3,049,390,304.20 | 0.00 | 3,049,390,304.20 | 3,050,547,083.79 | 0 % |
| Cash Receipts | | 0.00 | 257,873.76 | 516,828.60 | 277,924.33 | 0.00 | 1,052,626.69 | 1,046,081.41 | 0.00 | 1,046,081.41 | 1,052,626.69 | 0 % |
| Others | | 0.00 | 257,873.76 | 516,828.60 | 277,924.33 | 0.00 | 1,052,626.69 | 1,046,081.41 | 0.00 | 1,046,081.41 | 1,052,626.69 | 0 % |
| Receivables - Disallowances/Charges | 1030501000 | 0.00 | 164,825.21 | 323,573.14 | 89,655.42 | 0.00 | 578,053.77 | 578,053.77 | 0.00 | 578,053.77 | 578,053.77 | 0 % |
| Advances for Special Disbursing Officer | 1990103000 | 0.00 | 443.00 | 37,407.50 | 16,112.36 | 0.00 | 53,962.86 | 53,962.86 | 0.00 | 53,962.86 | 53,962.86 | 0 % |
| Advances to Officers and Employees | 1990104000 | 0.00 | 47,863.11 | 153,659.77 | 127,148.07 | 0.00 | 328,670.95 | 322,125.67 | 0.00 | 322,125.67 | 328,670.95 | 0 % |
| Due from Officers and Employees | 1030502000 | 0.00 | 44,742.44 | 2,188.19 | 45,008.48 | 0.00 | 91,939.11 | 91,939.11 | 0.00 | 91,939.11 | 91,939.11 | 0 % |
| Non-Cash Receipts | | 0.00 | 498,214.84 | 392,378.57 | 259,640.90 | 0.00 | 1,150,234.31 | 0.00 | 0.00 | 0.00 | 1,150,234.31 | 0 % |
| Collections effected through outright deductions from claims | | 0.00 | 498,214.84 | 392,378.57 | 259,640.90 | 0.00 | 1,150,234.31 | 0.00 | 0.00 | 0.00 | 1,150,234.31 | 0 % |
| Receivables - Disallowances/Charges | 1030501000 | 0.00 | 498,214.84 | 392,378.57 | 259,640.90 | 0.00 | 1,150,234.31 | 0.00 | 0.00 | 0.00 | 1,150,234.31 | 0 % |
| Cash Receipts | | 0.00 | 376,845.71 | 2,999,517,427.58 | 48,449,949.50 | 0.00 | 3,048,344,222.79 | 3,048,344,222.79 | 0.00 | 3,048,344,222.79 | 3,048,344,222.79 | 0 % |

This report was generated using the Unified Reporting System on null version.FAR5.1.1

Department : Department of Health (DOH)
 Agency : Office of the Secretary
 Operating Unit : Central Office
 Organization Code : 13 001 0100000
 Fund Cluster : 01 - Regular Agency Fund

| Classification/Sources of Revenue and Other Receipts | UACS CODE | REVENUE TARGET (Annual) per BESF | Actual Revenue and Other Receipts Collections | | | | | Cumulative Remittance/Deposits to Date | | | Variance | |
|--|------------|----------------------------------|---|----------------------------|-----------------------------|----------------------------|-------------------------|--|---------------------|-------------------------|-------------------------|--------------|
| | | | 1st Quarter Ending March 31 | 2nd Quarter Ending June 30 | 3rd Quarter Ending Sept. 30 | 4th Quarter Ending Dec. 31 | Total | Remittance to BTr | Deposited with AGDB | TOTAL | Amount | % |
| 1 | 2 | 3 | 4 | 5 | 6 | 7 | 8=[(6+(-)7)-8+9] | 9 | 10 | 11=(9+10) | 12=(8-3) | 13=(12/3) |
| Others | | 0.00 | 376,845.71 | 2,999,517,427.58 | 48,449,949.50 | 0.00 | 3,048,344,222.79 | 3,048,344,222.79 | 0.00 | 3,048,344,222.79 | 3,048,344,222.79 | 0 % |
| Petty Cash | 1010102000 | 0.00 | 42,509.35 | 535.18 | 4,824.58 | 0.00 | 47,869.11 | 47,869.11 | 0.00 | 47,869.11 | 47,869.11 | 0 % |
| Due from National Government Agencies | 1030301000 | 0.00 | 251,768.85 | 3,536,268.30 | 54,894.79 | 0.00 | 3,842,931.94 | 3,842,931.94 | 0.00 | 3,842,931.94 | 3,842,931.94 | 0 % |
| Due from Government-Owned and/or Controlled Corporations | 1030302000 | 0.00 | 0.00 | 6,173,050.98 | 22,552,453.83 | 0.00 | 28,725,504.81 | 28,725,504.81 | 0.00 | 28,725,504.81 | 28,725,504.81 | 0 % |
| Due from Local Government Units | 1030303000 | 0.00 | 2,660.32 | 1,144,045.42 | 700.00 | 0.00 | 1,147,405.74 | 1,147,405.74 | 0.00 | 1,147,405.74 | 1,147,405.74 | 0 % |
| Due from Regional Offices | 1030403000 | 0.00 | 0.00 | 0.00 | 1,151,994.35 | 0.00 | 1,151,994.35 | 1,151,994.35 | 0.00 | 1,151,994.35 | 1,151,994.35 | 0 % |
| Due from Operating Units | 1030404000 | 0.00 | 0.00 | 0.00 | 329.72 | 0.00 | 329.72 | 329.72 | 0.00 | 329.72 | 329.72 | 0 % |
| Other Receivables | 1030599000 | 0.00 | 19,907.19 | 2,373.71 | 6,072.01 | 0.00 | 28,352.91 | 28,352.91 | 0.00 | 28,352.91 | 28,352.91 | 0 % |
| Income from Grants and Donations in Cash | 4040201000 | 0.00 | 60,000.00 | 0.00 | 0.00 | 0.00 | 60,000.00 | 60,000.00 | 0.00 | 60,000.00 | 60,000.00 | 0 % |
| Deposits on Letter of Credit | 1990301000 | 0.00 | 0.00 | 2,988,661,135.99 | 24,677,410.86 | 0.00 | 3,013,338,546.85 | 3,013,338,546.85 | 0.00 | 3,013,338,546.85 | 3,013,338,546.85 | 0 % |
| Due to NGAs | 2020105000 | 0.00 | 0.00 | 18.00 | 0.00 | 0.00 | 18.00 | 18.00 | 0.00 | 18.00 | 18.00 | 0 % |
| Due to Other Funds | 2030105000 | 0.00 | 0.00 | 0.00 | 1,269.36 | 0.00 | 1,269.36 | 1,269.36 | 0.00 | 1,269.36 | 1,269.36 | 0 % |
| Non-Revenue Collections/Other Receipts | | 0.00 | 0.00 | 282,784.30 | 0.00 | 0.00 | 282,784.30 | 282,784.30 | 0.00 | 282,784.30 | 282,784.30 | 0 % |
| Cash Receipts | | 0.00 | 0.00 | 282,784.30 | 0.00 | 0.00 | 282,784.30 | 282,784.30 | 0.00 | 282,784.30 | 282,784.30 | 0 % |
| Others | | 0.00 | 0.00 | 282,784.30 | 0.00 | 0.00 | 282,784.30 | 282,784.30 | 0.00 | 282,784.30 | 282,784.30 | 0 % |
| Government Equity | 3010101000 | 0.00 | 0.00 | 282,784.30 | 0.00 | 0.00 | 282,784.30 | 282,784.30 | 0.00 | 282,784.30 | 282,784.30 | 0 % |
| TOTAL | | 390,387,000.00 | 39,748,503.64 | 3,026,549,502.24 | 83,752,943.41 | 0.00 | 3,150,050,949.29 | 3,111,820,537.29 | 7,594,100.00 | 3,119,414,637.29 | 2,759,663,949.29 | 707 % |

Certified Correct:

LORICA C. RABAGO, CPA, MM

Chief Accountant

Date: 2019-10-15 11:19:05.0

Recommending Approval:

ROWENA C. LORA, CPA, MM

OIC-Director IV, Financial and Management Service

Approved By:

ROGER P. TONG-AN, DMPA, MAN, RN

Undersecretary of Health, Administration and Financial Management Team


Date: 2019-10-21 10:16:15.0

**QUARTERLY REPORT OF REVENUE AND OTHER RECEIPTS
As at the Quarter Ending September 30, 2019**

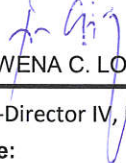
Department : Department of Health (DOH)
 Agency : Office of the Secretary
 Operating Unit : Central Office
 Organization Code : 13 001 0100000
 Fund Cluster : 02 - Foreign Assisted Projects Fund

| Classification/Sources of Revenue and Other Receipts | UACS CODE | REVENUE TARGET (Annual) per BESF | Actual Revenue and Other Receipts Collections | | | | | Cumulative Remittance/Deposits to Date | | | Variance | | Rem |
|--|------------|----------------------------------|---|----------------------------|-----------------------------|----------------------------|------------------|--|---------------------|-----------|-----------|-----------|-----|
| | | | 1st Quarter Ending March 31 | 2nd Quarter Ending June 30 | 3rd Quarter Ending Sept. 30 | 4th Quarter Ending Dec. 31 | Total | Remittance to BTr | Deposited with AGDB | TOTAL | Amount | % | |
| 1 | 2 | 3 | 4 | 5 | 6 | 7 | 8=[(6+(-)7)-8+9] | 9 | 10 | 11=(9+10) | 12=(8-3) | 13=(12/3) | 1 |
| Foreign Assisted Projects Fund | | 0 | 32,571.03 | 33,278.95 | 33,869.10 | 0 | 99,719.08 | 0 | 99,719.08 | 0 | 99,719.08 | 0% | |
| Revenue Collections | | 0 | 32,571.03 | 33,278.95 | 33,869.10 | 0 | 99,719.08 | 0 | 99,719.08 | 0 | 99,719.08 | 0% | |
| Cash Revenue | | 0 | 32,571.03 | 33,278.95 | 33,869.10 | 0 | 99,719.08 | 0 | 99,719.08 | 0 | 99,719.08 | 0% | |
| Non-Tax | | 0 | 32,571.03 | 33,278.95 | 33,869.10 | 0 | 99,719.08 | 0 | 99,719.08 | 0 | 99,719.08 | 0% | |
| Interest on NG Deposits | 4020221001 | 0 | 32,571.03 | 33,278.95 | 33,869.10 | 0 | 99,719.08 | 0 | 99,719.08 | 0 | 99,719.08 | 0% | |
| TOTAL | | 0 | 32,571.03 | 33,278.95 | 33,869.10 | 0 | 99,719.08 | 0 | 99,719.08 | 0 | 99,719.08 | 0% | |


Certified Correct:


 LORICA C. RABAGO, CPA, MM
 Chief Accountant
 Date: 2019-10-15 11:19:05.0

Recommending Approval:


 ROWENA C. LORA, CPA, MM
 OIC-Director IV, Financial and Management Service
 Date:

Approved By:


 ROGER P. TONG-AN, DMPA, MAN, RN
 Undersecretary of Health, Administration and Financial Management Team
 Date: 2019-10-21 10:16:15.0

QUARTERLY REPORT OF REVENUE AND OTHER RECEIPTS
As at the Quarter Ending September 30, 2019


Department : Department of Health (DOH)
 Agency : Office of the Secretary
 Operating Unit : Central Office
 Organization Code : 13 001 0100000
 Fund Cluster : 04 - Special Account - Foreign Assisted/Foreign Grants Fund

| Classification/Sources of Revenue and Other Receipts | UACS CODE | REVENUE TARGET (Annual) per BESF | Actual Revenue and Other Receipts Collections | | | | | Cumulative Remittance/Deposits to Date | | | Variance | | Remark |
|--|------------|----------------------------------|---|----------------------------|-----------------------------|----------------------------|------------------|--|---------------------|-------------|------------------|-----------|--------|
| | | | 1st Quarter Ending March 31 | 2nd Quarter Ending June 30 | 3rd Quarter Ending Sept. 30 | 4th Quarter Ending Dec. 31 | Total | Remittance to BTr | Deposited with AGDB | TOTAL | Amount | % | |
| 1 | 2 | 3 | 4 | 5 | 6 | 7 | 8=[{6+(-)7}-8+9] | 9 | 10 | 11=(9+10) | 12=(8-3) | 13=(12/3) | 14 |
| Special Account - Foreign Assisted/Foreign Grants Fund | | 0.00 | 0.00 | 16,350.00 | 0.00 | 0.00 | 16,350.00 | 0.00 | 0.00 | 0.00 | 16,350.00 | 0% | |
| Revenue Collections | | 0.00 | 0.00 | 16,350.00 | 0.00 | 0.00 | 16,350.00 | 0.00 | 0.00 | 0.00 | 16,350.00 | 0% | |
| Non-Cash Revenue | | 0.00 | 0.00 | 16,350.00 | 0.00 | 0.00 | 16,350.00 | 0.00 | 0.00 | 0.00 | 16,350.00 | 0% | |
| Collections effected through outright deductions from claims | | 0.00 | 0.00 | 16,350.00 | 0.00 | 0.00 | 16,350.00 | 0.00 | 0.00 | 0.00 | 16,350.00 | 0% | |
| Miscellaneous Income | 4060999000 | 0.00 | 0.00 | 16,350.00 | 0.00 | 0.00 | 16,350.00 | 0.00 | 0.00 | 0.00 | 16,350.00 | 0% | |
| TOTAL | | 0.00 | 0.00 | 16,350.00 | 0.00 | 0.00 | 16,350.00 | 0.00 | 0.00 | 0.00 | 16,350.00 | 0% | |

Certified Correct:


 LORICA C. RABAGO, CPA, MM

Chief Accountant

Date: 2019-10-15 11:19:05.0 

Recommending Approval:


 ROWENA C. LORA, CPA, MM

OIC-Director IV, Financial and Management Service

Date:

Approved By:


 ROGER P. TONG-AN, DMPA, MAN, RN

Undersecretary of Health, Administration and Financial Management Team


Date: 2019-10-21 10:16:15.0

**QUARTERLY REPORT OF REVENUE AND OTHER RECEIPTS
As at the Quarter Ending September 30, 2019**


Department : Department of Health (DOH)
 Agency : Office of the Secretary
 Operating Unit : Central Office
 Organization Code : 13 001 0100000
 Fund Cluster : 07 - Trust Receipts

| Classification/Sources of Revenue and Other Receipts | UACS CODE | REVENUE TARGET (Annual) per BESF | Actual Revenue and Other Receipts Collections | | | | | Cumulative Remittance/Deposits to Date | | | Variance | | Rema |
|---|-----------|----------------------------------|---|----------------------------|-----------------------------|----------------------------|-------------------|--|---------------------|---------------|---------------|-----------|------|
| | | | 1st Quarter Ending March 31 | 2nd Quarter Ending June 30 | 3rd Quarter Ending Sept. 30 | 4th Quarter Ending Dec. 31 | Total | Remittance to BTr | Deposited with AGDB | TOTAL | Amount | % | |
| 1 | 2 | 3 | 4 | 5 | 6 | 7 | 8=[{(6+(-)7)-8+9] | 9 | 10 | 11=(9+10) | 12=(8-3) | 13=(12/3) | 14 |
| Trust Receipts | | 0 | 55,368,231.01 | 5,256,598.56 | 8,435,313.72 | 0 | 69,060,143.29 | 64,953,538.50 | 4,086,604.79 | 69,040,143.29 | 69,060,143.29 | 0% | |
| Inter-Agency Transferred Funds (IATF) Deposited with the National Treasury | | 0 | 10,963,757.23 | 0 | 2,040,000.00 | 0 | 13,003,757.23 | 13,003,757.23 | 0 | 13,003,757.23 | 13,003,757.23 | 0% | |
| Due to NGAs | | 0 | 10,963,757.23 | 0 | 2,040,000.00 | 0 | 13,003,757.23 | 13,003,757.23 | 0 | 13,003,757.23 | 13,003,757.23 | 0% | |
| Other Trust Receipts Deposited with the National Treasury | | 0 | 42,305,281.04 | 4,560,771.77 | 5,103,728.46 | 0 | 51,969,781.27 | 51,949,781.27 | 0 | 51,949,781.27 | 51,969,781.27 | 0% | |
| Due to Regional Offices | | 0 | 38,154,000.00 | 0 | 0 | 0 | 38,154,000.00 | 38,154,000.00 | 0 | 38,154,000.00 | 38,154,000.00 | 0% | |
| Due from Regional Offices | | 0 | 1,200,215.80 | 350,000.00 | 3,153,455.30 | 0 | 4,703,671.10 | 4,703,671.10 | 0 | 4,703,671.10 | 4,703,671.10 | 0% | |
| Due from Operating Units | | 0 | 1,565.24 | 290,099.77 | 173,025.12 | 0 | 464,690.13 | 464,690.13 | 0 | 464,690.13 | 464,690.13 | 0% | |
| Guaranty/Security Deposits Payable | | 0 | 2,949,500.00 | 3,920,672.00 | 1,777,248.04 | 0 | 8,647,420.04 | 8,627,420.04 | 0 | 8,627,420.04 | 8,647,420.04 | 0% | |
| Trust Receipts Deposited with Authorized Government Depository Banks (AGDB) | | 0 | 2,099,192.74 | 695,826.79 | 1,291,585.26 | 0 | 4,086,604.79 | 0 | 4,086,604.79 | 4,086,604.79 | 4,086,604.79 | 0% | |
| Due from GOCCs | | 0 | 0 | 400,000.00 | 0 | 0 | 400,000.00 | 0 | 400,000.00 | 400,000.00 | 400,000.00 | 0% | |
| Due from Regional Offices | | 0 | 0 | 292,805.75 | 0 | 0 | 292,805.75 | 0 | 292,805.75 | 292,805.75 | 292,805.75 | 0% | |
| Other Payables | | 0 | 2,651.79 | 0 | 0 | 0 | 2,651.79 | 0 | 2,651.79 | 2,651.79 | 2,651.79 | 0% | |
| Interest Income on NG Deposits | | 0 | 3,042.67 | 3,021.04 | 2,218.18 | 0 | 8,281.89 | 0 | 8,281.89 | 8,281.89 | 8,281.89 | 0% | |
| Income from Grants and Donations in Cash | | 0 | 2,093,498.28 | 0 | 1,289,367.08 | 0 | 3,382,865.36 | 0 | 3,382,865.36 | 3,382,865.36 | 3,382,865.36 | 0% | |
| TOTAL | | 0 | 55,368,231.01 | 5,256,598.56 | 8,435,313.72 | 0 | 69,060,143.29 | 64,953,538.50 | 4,086,604.79 | 69,040,143.29 | 69,060,143.29 | 0% | |


Certified Correct:


 LORICA C. RABAGO, CPA, MM
 Chief Accountant
 Date: 2019-10-15 11:19:05.0

Recommending Approval:


 ROWENA C. LORA, CPA, MM
 OIC-Director IV, Financial and Management Service
 Date:

Approved By:


 ROGER P. TONG-AN, DMPA, MAN, RN
 Undersecretary of Health, Administration and Financial Management Team
 Date: 2019-10-21 10:16:15.0