

MONTHLY REPORT OF DISBURSEMENTS
For the month of May 2022


Department: Department of Health (DOH)
 Agency/Entity: Office of the Secretary
 Operating Unit: Central Office
 Organization Code (UACS): 13 001 010000
 Fund Cluster: 01 Regular Agency Fund


Particulars	Current Year Budget					Prior Year's Budget										Current Year's Accounts Payable					Trust Liabilities					Grand Total					Remarks
	PS	MOOE	FinEx	CO	TOTAL	Prior Year's Accounts Payable					Current Year's Accounts Payable					PS	MOOE	CO	TOTAL	PS	MOOE	CO	TOTAL	PS	MOOE	FinEx	CO	TOTAL			
	1	2	3	4	5	6=(2+3+4+5)	7	8	9	10	11=(7+8+9+10)	12	13	14	15	16=(12+13+14+15)	17=(11+16)	18=(6+17)	19	20	21	22=(19+20+21)	23	24	25	26	27=(23+24+25+26)	28			
CASH DISBURSEMENTS	99,161,523.37	284,060,459.73	0.00	0.00	383,221,983.10	570,469.74	885,641,125.22	0.00	25,234,634.98	911,446,229.94	0.00	6,518,571.24	0.00	0.00	6,518,571.24	917,964,801.18	1,301,186,784.28	0.00	0.00	0.00	0.00	99,731,993.11	1,176,220,156.19	0.00	25,234,634.98	1,301,186,784.28					
Notice of Cash Allocation (NCA)	99,161,523.37	284,060,459.73	0.00	0.00	383,221,983.10	570,469.74	885,641,125.22	0.00	25,234,634.98	911,446,229.94	0.00	6,518,571.24	0.00	0.00	6,518,571.24	917,964,801.18	1,301,186,784.28	0.00	0.00	0.00	0.00	99,731,993.11	1,176,220,156.19	0.00	25,234,634.98	1,301,186,784.28					
MDS Checks Issued	90,399,172.67	168,359,315.89	0.00	0.00	258,758,488.56	567,169.74	1,094,351.61	0.00	1,900,000.00	3,561,521.35	0.00	1,844,330.82	0.00	0.00	1,844,330.82	5,405,852.17	264,164,340.73	0.00	0.00	0.00	0.00	90,966,342.41	171,297,998.32	0.00	1,900,000.00	264,164,340.73					
Advice to Debit Account	8,762,350.70	115,701,143.84	0.00	0.00	124,463,494.54	3,300.00	884,546,773.61	0.00	23,334,634.98	907,884,708.59	0.00	4,674,240.42	0.00	0.00	4,674,240.42	912,558,949.01	1,037,022,443.55	0.00	0.00	0.00	0.00	8,765,650.70	1,004,922,157.87	0.00	23,334,634.98	1,037,022,443.55					
Notice of Transfer Allocations (NTA)	0.00	0.00	0.00	0.00	0.00	0.00	0.00	0.00	0.00	0.00	0.00	0.00	0.00	0.00	0.00	0.00	0.00	0.00	0.00	0.00	0.00	0.00	0.00	0.00	0.00	0.00	0.00				
MDS Checks Issued	0.00	0.00	0.00	0.00	0.00	0.00	0.00	0.00	0.00	0.00	0.00	0.00	0.00	0.00	0.00	0.00	0.00	0.00	0.00	0.00	0.00	0.00	0.00	0.00	0.00	0.00	0.00				
Advice to Debit Account	0.00	0.00	0.00	0.00	0.00	0.00	0.00	0.00	0.00	0.00	0.00	0.00	0.00	0.00	0.00	0.00	0.00	0.00	0.00	0.00	0.00	0.00	0.00	0.00	0.00	0.00	0.00				
Working Fund for FAPs	0.00	0.00	0.00	0.00	0.00	0.00	0.00	0.00	0.00	0.00	0.00	0.00	0.00	0.00	0.00	0.00	0.00	0.00	0.00	0.00	0.00	0.00	0.00	0.00	0.00	0.00	0.00				
Cash Disbursement Ceiling (CDC)	0.00	0.00	0.00	0.00	0.00	0.00	0.00	0.00	0.00	0.00	0.00	0.00	0.00	0.00	0.00	0.00	0.00	0.00	0.00	0.00	0.00	0.00	0.00	0.00	0.00	0.00	0.00				
TOTAL CASH DISBURSEMENTS	99,161,523.37	284,060,459.73	0.00	0.00	383,221,983.10	570,469.74	885,641,125.22	0.00	25,234,634.98	911,446,229.94	0.00	6,518,571.24	0.00	0.00	6,518,571.24	917,964,801.18	1,301,186,784.28	0.00	0.00	0.00	0.00	99,731,993.11	1,176,220,156.19	0.00	25,234,634.98	1,301,186,784.28					
NON-CASH DISBURSEMENTS	9,295,351.19	4,960,423.79	0.00	0.00	14,255,774.98	(174.26)	17,931,097.38	0.00	1,321,839.00	19,252,762.12	0.00	142,474.27	0.00	0.00	142,474.27	19,395,236.39	33,651,011.37	0.00	0.00	0.00	0.00	9,295,176.93	23,033,995.44	0.00	1,321,839.00	33,651,011.37					
Tax Remittance Advices Issued (TRA)	9,137,661.89	4,960,423.79	0.00	0.00	14,098,085.68	(174.26)	15,424,025.88	0.00	1,321,839.00	18,745,860.62	0.00	142,474.27	0.00	0.00	142,474.27	16,888,164.89	30,966,250.57	0.00	0.00	0.00	0.00	9,137,487.63	20,526,923.94	0.00	1,321,839.00	30,966,250.57					
Non-Cash Availment Authority (NCAA)	0.00	0.00	0.00	0.00	0.00	0.00	0.00	0.00	0.00	0.00	0.00	0.00	0.00	0.00	0.00	0.00	0.00	0.00	0.00	0.00	0.00	0.00	0.00	0.00	0.00	0.00					
Disbursements effected through outright deductions from claims (please specify...)	157,689.30	0.00	0.00	0.00	157,689.30	0.00	2,507,071.50	0.00	0.00	2,507,071.50	0.00	0.00	0.00	0.00	0.00	2,507,071.50	2,664,760.80	0.00	0.00	0.00	0.00	157,689.30	2,507,071.50	0.00	0.00	2,664,760.80					
Overpayment of expenses (e.g. personnel benefits)	0.00	0.00	0.00	0.00	0.00	0.00	0.00	0.00	0.00	0.00	0.00	0.00	0.00	0.00	0.00	0.00	0.00	0.00	0.00	0.00	0.00	0.00	0.00	0.00	0.00	0.00	0.00				
Restitution for loss of government property	0.00	0.00	0.00	0.00	0.00	0.00	0.00	0.00	0.00	0.00	0.00	0.00	0.00	0.00	0.00	0.00	0.00	0.00	0.00	0.00	0.00	0.00	0.00	0.00	0.00	0.00	0.00				
Liquidated damages and similar claims	157,689.30	0.00	0.00	0.00	157,689.30	0.00	2,507,071.50	0.00	0.00	2,507,071.50	0.00	0.00	0.00	0.00	0.00	2,507,071.50	2,664,760.80	0.00	0.00	0.00	0.00	157,689.30	2,507,071.50	0.00	0.00	2,664,760.80					
Others (e.g. TEF, BTr, Docs Stamp, etc.)	0.00	0.00	0.00	0.00	0.00	0.00	0.00	0.00	0.00	0.00	0.00	0.00	0.00	0.00	0.00	0.00	0.00	0.00	0.00	0.00	0.00	0.00	0.00	0.00	0.00	0.00	0.00				
TOTAL NON-CASH DISBURSEMENTS	9,295,351.19	4,960,423.79	0.00	0.00	14,255,774.98	(174.26)	17,931,097.38	0.00	1,321,839.00	19,252,762.12	0.00	142,474.27	0.00	0.00	142,474.27	19,395,236.39	33,651,011.37	0.00	0.00	0.00	0.00	9,295,176.93	23,033,995.44	0.00	1,321,839.00	33,651,011.37					
GRAND TOTAL	108,456,874.56	289,020,883.52	0.00	0.00	397,477,758.08	570,295.48	903,572,222.60	0.00	26,556,473.98	930,698,992.06	0.00	6,661,045.51	0.00	0.00	6,661,045.51	937,360,037.57	1,334,837,795.65	0.00	0.00	0.00	0.00	109,027,170.04	1,199,254,151.63	0.00	26,556,473.98	1,334,837,795.65					


SUMMARY

Particulars	Previous Report	This Month	As at Date
(1)	(2)	(3)	(4)
Total Disbursement Authorities Received	27,282,736,790.61	6,333,342,250.57	33,616,079,041.18
NCA	26,963,115,000.00	6,302,396,000.00	33,265,471,000.00
NTA	0.00	0.00	0.00
Working Fund	0.00	0.00	0.00
TRA	319,621,790.61	30,886,250.57	350,608,041.18
CDC	0.00	0.00	0.00
NCAA	0.00	0.00	0.00
Less: Notice of Transfer of Allocations (NTA) issued	20,693,256,917.12	5,001,171,119.09	25,694,428,036.21
Total Disbursement Authorities Available	6,589,479,873.49	1,332,171,131.48	7,921,651,004.97
Less:	0.00	0.00	0.00
Lapsed NCA	42.37	0.00	42.37
Disbursements	6,582,707,143.48	1,334,837,795.68	7,917,544,939.16
Less: Other Non-Cash Disbursements	1,763,783.83	2,664,760.80	4,428,544.63
Disbursements effected through outright deductions from claims	1,763,783.83	2,664,760.80	4,428,544.63
Overpayment of expenses (e.g. personnel benefits)	0.00	0.00	0.00
Restitution for loss of government property	0.00	0.00	0.00
Liquidated damages and similar claims	1,763,783.83	2,664,760.80	4,428,544.63
Others (e.g. TEF, BTr, Docs Stamp, etc.)	0.00	0.00	0.00
Add/Less: Adjustments (e.g. cancelled/staled checks)	(6,534,000.00)	0.00	(6,534,000.00)
Balance of Disbursement Authorities as at date	2,471.47	(1,903.40)	568.07
Total Disbursements Program	24,028,707,000.00	7,367,537,000.00	31,396,244,000.00
Less: Actual Disbursements	6,582,707,143.48	1,334,837,795.68	7,917,544,939.16
(Over)/Under spending	17,445,999,856.52	6,032,699,204.32	23,478,699,060.84

Notes: * The use of NTA is discouraged
 Notes: ** Amounts should tally with the grand total disbursement (column 27).

Certified Correct:

 EMY L. LOPEZ, CPA
 Accountant IV
 Date: 2022-07-19 17:43:30

Recommending Approval:

 FILINA V. VELASQUEZ, CPA, MM
 Chief Accountant
 Date:

Approved By:

 ROWENA C. LORA, CPA, MM, CESE
 Director IV, FMS
 Date: 2022-06-08 17:31:41