

MONTHLY REPORT OF DISBURSEMENTS
For the month of January 2020


Department : Department of Health (DOH)
Agency/Entity : Office of the Secretary
Operating Unit : Central Office
Organization Code : 13 001 0100000
Fund Cluster : 01 Regular Agency Fund

Particulars	Current Year Budget					Prior Year's Budget											SUB-TOTAL	Trust Liabilities				Grand Total					Remarks	
	PS	MOOE	FinEx	CO	TOTAL	Prior Year's Accounts Payable					Current Year's Accounts Payable					TOTAL		PS	MOOE	CO	TOTAL	PS	MOOE	FinEx	CO	TOTAL		
						PS	MOOE	FinEx	CO	Sub-Total	PS	MOOE	FinEx	CO	Sub-Total													PS
1	2	3	4	5	6=(2+3+4+5)	7	8	9	10	11=(7+8+9+10)	12	13	14	15	16=(12+13+14+15)	17=(11+16)	18=(6+17)	19	20	21	22=(19+20+21)	23	24	25	26	27=(23+24+25+26)	28	
CASH DISBURSEMENTS	32,259,842.00	1,148,960.33	0.00	0.00	33,408,802.33	2,173,756.73	21,233,755.81	0.00	0.00	23,407,512.54	14,805,269.42	1,032,604,969.00	0.00	102,573,376.00	1,149,983,614.42	1,173,391,126.96	1,206,799,929.29	0.00	0.00	0.00	0.00	49,238,868.15	1,054,987,685.14	0.00	102,573,376.00	1,206,799,929.29		
Notice of Cash Allocation (NCA)	32,259,842.00	1,148,960.33	0.00	0.00	33,408,802.33	2,173,756.73	21,233,755.81	0.00	0.00	23,407,512.54	14,805,269.42	1,032,604,969.00	0.00	102,573,376.00	1,149,983,614.42	1,173,391,126.96	1,206,799,929.29	0.00	0.00	0.00	0.00	49,238,868.15	1,054,987,685.14	0.00	102,573,376.00	1,206,799,929.29		
MDS Checks Issued	32,195,179.00	1,148,960.33	0.00	0.00	33,344,139.33	2,170,756.73	20,257,209.39	0.00	0.00	22,427,966.12	13,309,546.44	91,262,258.76	0.00	102,573,376.00	207,145,181.20	229,573,147.32	262,917,286.65	0.00	0.00	0.00	0.00	47,675,482.17	112,668,428.48	0.00	102,573,376.00	262,917,286.65		
Advice to Debit Account	64,663.00	0.00	0.00	0.00	64,663.00	3,000.00	976,546.42	0.00	0.00	979,546.42	1,495,722.98	941,342,710.24	0.00	0.00	942,838,433.22	943,817,979.64	943,882,642.64	0.00	0.00	0.00	0.00	1,563,385.98	942,319,256.66	0.00	0.00	943,882,642.64		
Notice of Transfer Allocations (NTA)	0.00	0.00	0.00	0.00	0.00	0.00	0.00	0.00	0.00	0.00	0.00	0.00	0.00	0.00	0.00	0.00	0.00	0.00	0.00	0.00	0.00	0.00	0.00	0.00	0.00	0.00		
MDS Checks Issued	0.00	0.00	0.00	0.00	0.00	0.00	0.00	0.00	0.00	0.00	0.00	0.00	0.00	0.00	0.00	0.00	0.00	0.00	0.00	0.00	0.00	0.00	0.00	0.00	0.00	0.00	0.00	
Advice to Debit Account	0.00	0.00	0.00	0.00	0.00	0.00	0.00	0.00	0.00	0.00	0.00	0.00	0.00	0.00	0.00	0.00	0.00	0.00	0.00	0.00	0.00	0.00	0.00	0.00	0.00	0.00	0.00	
Working Fund for FAPs	0.00	0.00	0.00	0.00	0.00	0.00	0.00	0.00	0.00	0.00	0.00	0.00	0.00	0.00	0.00	0.00	0.00	0.00	0.00	0.00	0.00	0.00	0.00	0.00	0.00	0.00	0.00	
Cash Disbursement Ceiling (CDC)	0.00	0.00	0.00	0.00	0.00	0.00	0.00	0.00	0.00	0.00	0.00	0.00	0.00	0.00	0.00	0.00	0.00	0.00	0.00	0.00	0.00	0.00	0.00	0.00	0.00	0.00	0.00	
TOTAL CASH DISBURSEMENTS	32,259,842.00	1,148,960.33	0.00	0.00	33,408,802.33	2,173,756.73	21,233,755.81	0.00	0.00	23,407,512.54	14,805,269.42	1,032,604,969.00	0.00	102,573,376.00	1,149,983,614.42	1,173,391,126.96	1,206,799,929.29	0.00	0.00	0.00	0.00	49,238,868.15	1,054,987,685.14	0.00	102,573,376.00	1,206,799,929.29		
NON-CASH DISBURSEMENTS	6,231,280.47	0.00	0.00	2,023,426.65	8,254,707.12	0.00	0.00	0.00	0.00	0.00	51,811,671.50	0.00	0.00	51,811,671.50	51,811,671.50	60,066,378.62	0.00	0.00	0.00	0.00	6,231,280.47	51,811,671.50	0.00	2,023,426.65	60,066,378.62			
Tax Remittance Advices Issued (TRA)	6,231,280.47	0.00	0.00	2,023,426.65	8,254,707.12	0.00	0.00	0.00	0.00	0.00	51,811,671.50	0.00	0.00	51,811,671.50	51,811,671.50	60,066,378.62	0.00	0.00	0.00	0.00	6,231,280.47	51,811,671.50	0.00	2,023,426.65	60,066,378.62			
Non-Cash Availment Authority (NCAA)	0.00	0.00	0.00	0.00	0.00	0.00	0.00	0.00	0.00	0.00	0.00	0.00	0.00	0.00	0.00	0.00	0.00	0.00	0.00	0.00	0.00	0.00	0.00	0.00	0.00	0.00	0.00	
Disbursements effected through outright deductions from claims (please specify...)	0.00	0.00	0.00	0.00	0.00	0.00	0.00	0.00	0.00	0.00	0.00	0.00	0.00	0.00	0.00	0.00	0.00	0.00	0.00	0.00	0.00	0.00	0.00	0.00	0.00	0.00	0.00	
Overpayment of expenses (e.g. personnel benefits)	0.00	0.00	0.00	0.00	0.00	0.00	0.00	0.00	0.00	0.00	0.00	0.00	0.00	0.00	0.00	0.00	0.00	0.00	0.00	0.00	0.00	0.00	0.00	0.00	0.00	0.00	0.00	
Restitution for loss of government property	0.00	0.00	0.00	0.00	0.00	0.00	0.00	0.00	0.00	0.00	0.00	0.00	0.00	0.00	0.00	0.00	0.00	0.00	0.00	0.00	0.00	0.00	0.00	0.00	0.00	0.00	0.00	
Liquidated damages and similar claims	0.00	0.00	0.00	0.00	0.00	0.00	0.00	0.00	0.00	0.00	0.00	0.00	0.00	0.00	0.00	0.00	0.00	0.00	0.00	0.00	0.00	0.00	0.00	0.00	0.00	0.00	0.00	
Others (TEF, BTR, Docs Stamp, etc.)	0.00	0.00	0.00	0.00	0.00	0.00	0.00	0.00	0.00	0.00	0.00	0.00	0.00	0.00	0.00	0.00	0.00	0.00	0.00	0.00	0.00	0.00	0.00	0.00	0.00	0.00	0.00	
TOTAL NON-CASH DISBURSEMENTS	6,231,280.47	0.00	0.00	2,023,426.65	8,254,707.12	0.00	0.00	0.00	0.00	0.00	51,811,671.50	0.00	0.00	51,811,671.50	51,811,671.50	60,066,378.62	0.00	0.00	0.00	0.00	6,231,280.47	51,811,671.50	0.00	2,023,426.65	60,066,378.62			
GRAND TOTAL	38,491,122.47	1,148,960.33	0.00	2,023,426.65	41,663,509.45	2,173,756.73	21,233,755.81	0.00	0.00	23,407,512.54	14,805,269.42	1,084,416,640.50	0.00	102,573,376.00	1,201,795,285.92	1,225,202,798.46	1,266,866,307.91	0.00	0.00	0.00	0.00	55,470,148.62	1,106,799,356.64	0.00	104,596,802.65	1,266,866,307.91		


SUMMARY

Particulars (1)	Previous Report (2)	This Month (3)	As at Date (4)
Total Disbursement Authorities Received	0.00	1,281,917,682.62	1,281,917,682.62
NCA	0.00	1,221,851,304.00	1,221,851,304.00
NTA	0.00	0.00	0.00
Working Fund	0.00	0.00	0.00
TRA	0.00	60,066,378.62	60,066,378.62
CDC	0.00	0.00	0.00
NCAA	0.00	0.00	0.00
Less: Notice of Transfer of Allocations (NTA) issued	0.00	14,680,913.00	14,680,913.00
Total Disbursement Authorities Available	0.00	1,267,236,769.62	1,267,236,769.62
Less:	0.00	0.00	0.00
Lapsed NCA	0.00	0.00	0.00
Disbursements	0.00	1,266,866,307.91	1,266,866,307.91
Less: Other Non-Cash Disbursements	0.00	0.00	0.00
Disbursements effected through outright deductions from claims	0.00	0.00	0.00
Overpayment of expenses (e.g. personnel benefits)	0.00	0.00	0.00
Restitution for loss of government property	0.00	0.00	0.00
Liquidated damages and similar claims	0.00	0.00	0.00
Others (e.g. TEF, BTR, Docs Stamp, etc.)	0.00	0.00	0.00
Add/Less: Adjustments (e.g. cancelled/stated checks)	0.00	0.00	0.00
Balance of Disbursement Authorities as at date	0.00	370,461.71	370,461.71
Total Disbursements Program	0.00	1,427,653,000.00	1,427,653,000.00
Less: Actual Disbursements	0.00	1,266,866,307.91	1,266,866,307.91
(Over)/Under spending	0.00	160,786,692.09	160,786,692.09

Notes: * The use of NTA is discouraged
Notes: ** Amounts should tally with the grand total disbursement (column 27).

Certified Correct:

FILIPINA V. VELASCO, CPA, MM
OIC, Accounting Division
Date: 2021-01-04 09:00:31.0

Recommending Approval:
ROMEO ONG, MD, MHA
Assistant Secretary of Health, OIC- AFMT
Date: 2020-03-02 16:18:45.0

Approved By:

LEOPOLDO J. VEGA, MD, FRCS, FPATACSI, MBA-H
Undersecretary of Health, OIC- AFMT
Date: 2021-01-08 17:30.

MONTHLY REPORT OF DISBURSEMENTS
For the month of February 2020


Department : Department of Health (DOH)
Agency/Entity : Office of the Secretary
Operating Unit : Central Office
Organization Code : 13 001 010000
Fund Cluster : 01 Regular Agency Fund


Particulars	Current Year Budget					Prior Year's Budget											SUB-TOTAL	Trust Liabilities				Grand Total					Remarks		
	PS	MOOE	FinEx	CO	TOTAL	Prior Year's Accounts Payable					Current Year's Accounts Payable							PS	MOOE	CO	TOTAL	PS	MOOE	FinEx	CO	TOTAL			
						7	8	9	10	11	12	13	14	15	16	17												18	19
1	2	3	4	5	6=(2+3+4+5)	7	8	9	10	11=(7+8+9+10)	12	13	14	15	16=(12+13+14+15)	17=(11+16)	18=(6+17)	19	20	21	22=(19+20+21)	23	24	25	26	27=(23+24+25+26)	28		
CASH DISBURSEMENTS	43,198,938.11	41,657,792.08	0.00	0.00	84,856,730.19	639,631.15	55,627,269.71	0.00	0.00	56,266,900.86	408,741.68	665,252,901.87	0.00	0.00	665,661,643.55	721,928,544.41	806,785,274.60	0.00	0.00	0.00	0.00	44,247,310.94	762,537,963.66	0.00	0.00	806,785,274.60			
Notice of Cash Allocation (NCA)	43,198,938.11	41,657,792.08	0.00	0.00	84,856,730.19	639,631.15	55,627,269.71	0.00	0.00	56,266,900.86	408,741.68	665,252,901.87	0.00	0.00	665,661,643.55	721,928,544.41	806,785,274.60	0.00	0.00	0.00	0.00	44,247,310.94	762,537,963.66	0.00	0.00	806,785,274.60			
MDS Checks Issued	41,646,321.91	40,786,835.56	0.00	0.00	82,433,157.47	611,757.52	47,494,911.16	0.00	0.00	48,106,668.68	408,741.68	66,113,849.80	0.00	0.00	66,522,591.48	114,629,260.16	197,062,417.65	0.00	0.00	0.00	0.00	42,666,821.11	154,395,596.54	0.00	0.00	197,062,417.65			
Advice to Debit Account	1,552,616.20	870,956.50	0.00	0.00	2,423,572.70	27,873.63	8,132,358.55	0.00	0.00	8,160,232.18	0.00	599,139,052.07	0.00	0.00	599,139,052.07	607,299,284.25	609,722,856.95	0.00	0.00	0.00	0.00	1,580,489.83	608,142,367.12	0.00	0.00	609,722,856.95			
Notice of Transfer Allocations (NTA)	0.00	0.00	0.00	0.00	0.00	0.00	0.00	0.00	0.00	0.00	0.00	0.00	0.00	0.00	0.00	0.00	0.00	0.00	0.00	0.00	0.00	0.00	0.00	0.00	0.00	0.00	0.00		
MDS Checks Issued	0.00	0.00	0.00	0.00	0.00	0.00	0.00	0.00	0.00	0.00	0.00	0.00	0.00	0.00	0.00	0.00	0.00	0.00	0.00	0.00	0.00	0.00	0.00	0.00	0.00	0.00	0.00		
Advice to Debit Account	0.00	0.00	0.00	0.00	0.00	0.00	0.00	0.00	0.00	0.00	0.00	0.00	0.00	0.00	0.00	0.00	0.00	0.00	0.00	0.00	0.00	0.00	0.00	0.00	0.00	0.00	0.00	0.00	
Working Fund for FAPs	0.00	0.00	0.00	0.00	0.00	0.00	0.00	0.00	0.00	0.00	0.00	0.00	0.00	0.00	0.00	0.00	0.00	0.00	0.00	0.00	0.00	0.00	0.00	0.00	0.00	0.00	0.00	0.00	
Cash Disbursement Ceiling (CDC)	0.00	0.00	0.00	0.00	0.00	0.00	0.00	0.00	0.00	0.00	0.00	0.00	0.00	0.00	0.00	0.00	0.00	0.00	0.00	0.00	0.00	0.00	0.00	0.00	0.00	0.00	0.00	0.00	
TOTAL CASH DISBURSEMENTS	43,198,938.11	41,657,792.08	0.00	0.00	84,856,730.19	639,631.15	55,627,269.71	0.00	0.00	56,266,900.86	408,741.68	665,252,901.87	0.00	0.00	665,661,643.55	721,928,544.41	806,785,274.60	0.00	0.00	0.00	0.00	44,247,310.94	762,537,963.66	0.00	0.00	806,785,274.60			
NON-CASH DISBURSEMENTS	6,617,726.59	51,437.83	0.00	2,641,071.43	9,310,235.85	0.00	0.00	0.00	0.00	0.00	33,280,766.86	0.00	0.00	33,280,766.86	33,280,766.86	42,591,002.71	0.00	0.00	0.00	0.00	0.00	6,617,726.59	33,332,204.69	0.00	2,641,071.43	42,591,002.71			
Tax Remittance Advices Issued (TRA)	6,617,726.59	51,437.83	0.00	2,641,071.43	9,310,235.85	0.00	0.00	0.00	0.00	0.00	33,280,766.86	0.00	0.00	33,280,766.86	33,280,766.86	42,591,002.71	0.00	0.00	0.00	0.00	0.00	6,617,726.59	33,332,204.69	0.00	2,641,071.43	42,591,002.71			
Non-Cash Availment Authority (NCAA)	0.00	0.00	0.00	0.00	0.00	0.00	0.00	0.00	0.00	0.00	0.00	0.00	0.00	0.00	0.00	0.00	0.00	0.00	0.00	0.00	0.00	0.00	0.00	0.00	0.00	0.00	0.00		
Disbursements effected through outright deductions from claims (please specify...)	0.00	0.00	0.00	0.00	0.00	0.00	0.00	0.00	0.00	0.00	0.00	0.00	0.00	0.00	0.00	0.00	0.00	0.00	0.00	0.00	0.00	0.00	0.00	0.00	0.00	0.00	0.00	0.00	
Overpayment of expenses(e.g. personnel benefits)	0.00	0.00	0.00	0.00	0.00	0.00	0.00	0.00	0.00	0.00	0.00	0.00	0.00	0.00	0.00	0.00	0.00	0.00	0.00	0.00	0.00	0.00	0.00	0.00	0.00	0.00	0.00	0.00	
Restitution for loss of government property	0.00	0.00	0.00	0.00	0.00	0.00	0.00	0.00	0.00	0.00	0.00	0.00	0.00	0.00	0.00	0.00	0.00	0.00	0.00	0.00	0.00	0.00	0.00	0.00	0.00	0.00	0.00	0.00	
Liquidated damages and similar claims	0.00	0.00	0.00	0.00	0.00	0.00	0.00	0.00	0.00	0.00	0.00	0.00	0.00	0.00	0.00	0.00	0.00	0.00	0.00	0.00	0.00	0.00	0.00	0.00	0.00	0.00	0.00	0.00	
Others (TEF, BTR, Documentary Stamp Tax, etc.)	0.00	0.00	0.00	0.00	0.00	0.00	0.00	0.00	0.00	0.00	0.00	0.00	0.00	0.00	0.00	0.00	0.00	0.00	0.00	0.00	0.00	0.00	0.00	0.00	0.00	0.00	0.00	0.00	
TOTAL NON-CASH DISBURSEMENTS	6,617,726.59	51,437.83	0.00	2,641,071.43	9,310,235.85	0.00	0.00	0.00	0.00	0.00	33,280,766.86	0.00	0.00	33,280,766.86	33,280,766.86	42,591,002.71	0.00	0.00	0.00	0.00	0.00	6,617,726.59	33,332,204.69	0.00	2,641,071.43	42,591,002.71			
GRAND TOTAL	49,816,664.70	41,709,229.91	0.00	2,641,071.43	94,166,966.04	639,631.15	55,627,269.71	0.00	0.00	56,266,900.86	408,741.68	698,533,668.73	0.00	0.00	698,942,410.41	755,209,311.27	849,376,277.31	0.00	0.00	0.00	0.00	50,865,037.53	795,870,168.35	0.00	2,641,071.43	849,376,277.31			


SUMMARY

Particulars	Previous Report	This Month	As at Date
(1)	(2)	(3)	(4)
Total Disbursement Authorities Received	1,281,917,682.62	1,258,491,271.71	2,540,408,954.33
NCA	1,221,851,304.00	1,215,900,269.00	2,437,751,573.00
NTA	0.00	0.00	0.00
Working Fund	0.00	0.00	0.00
TRA	60,066,378.62	42,591,002.71	102,657,381.33
CDC	0.00	0.00	0.00
NCAA	0.00	0.00	0.00
Less: Notice of Transfer of Allocations (NTA)* issued	14,680,913.00	262,009,020.80	276,689,933.80
Total Disbursement Authorities Available	1,267,236,769.62	996,482,250.91	2,263,719,020.53
Less:	0.00	0.00	0.00
Lapsed NCA	0.00	0.00	0.00
Disbursements	1,266,866,307.91	849,376,277.31	2,116,242,585.22
Less: Other Non-Cash Disbursements	0.00	0.00	0.00
Disbursements effected through outright deductions from claims	0.00	0.00	0.00
Overpayment of expenses(e.g. personnel benefits)	0.00	0.00	0.00
Restitution for loss of government property	0.00	0.00	0.00
Liquidated damages and similar claims	0.00	0.00	0.00
Others (e.g. TEF, BTR, Docs Stamp, etc.)	0.00	0.00	0.00
Add/Less: Adjustments (e.g. cancelled/staled checks)	0.00	0.00	0.00
Balance of Disbursement Authorities as at date	370,461.71	147,105,973.60	147,476,435.31
Total Disbursements Program	1,427,653,000.00	1,427,653,000.00	2,855,306,000.00
Less: *Actual Disbursements	1,266,866,307.91	849,376,277.31	2,116,242,585.22
(Over)/Under spending	160,786,692.09	578,276,722.69	739,063,414.78

Notes: * The use of NTA is discouraged
Notes: ** Amounts should tally with the grand total disbursement (column 27).

Certified Correct:

FILIPINA V. VELASQUEZ, CPA, MM
OIC, Accounting Division
Date: 2021-01-04 09:10:01.0

Recommending Approval:
ROMEO ONG, MD, MHA
Assistant Secretary of Health, OIC- AFMT
Date: 2020-03-09 09:45:02.0


Approved By:

LEOPOLDO S. VEGA, MD, FPCS, FPATACSI, MBA-H
Underscretary of Health, OIC- AFMT
Date: 2021-01-11 14:12:

MONTHLY REPORT OF DISBURSEMENTS
For the month of March 2020

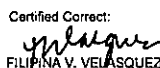
Department : Department of Health (DOH)
Agency/Entity : Office of the Secretary
Operating Unit : Central Office
Organization Code : 13 001 0100000
Fund Cluster : 01 Regular Agency Fund


Particulars	Current Year Budget					Prior Year's Budget										SUB-TOTAL	Trust Liabilities				Grand Total					Remarks		
	PS	MOOE	FinEx	CO	TOTAL	Prior Year's Accounts Payable					Current Year's Accounts Payable						TOTAL	PS	MOOE	CO	TOTAL	PS	MOOE	FinEx	CO		TOTAL	
						PS	MOOE	FinEx	CO	Sub-Total	PS	MOOE	FinEx	CO	Sub-Total													PS
1	2	3	4	5	6=(2+3+4+5)	7	8	9	10	11=(7+8+9+10)	12	13	14	15	16=(12+13+14+15)	17=(11+16)	18=(8+17)	19	20	21	22=(19+20+21)	23	24	25	26	27=(23+24+25+26)	28	
CASH DISBURSEMENTS	331,390,160.78	100,846,130.80	0.00	9,600,000.00	441,836,291.58	715,433.84	20,634,427.74	0.00	0.00	21,349,861.58	341,148.57	478,039,608.73	0.00	0.00	478,380,757.30	499,730,818.88	941,566,910.46	0.00	0.00	0.00	0.00	332,446,743.19	599,520,167.27	0.00	9,600,000.00	941,566,910.46		
Notice of Cash Allocation (NCA)	331,390,160.78	100,846,130.80	0.00	9,600,000.00	441,836,291.58	715,433.84	20,634,427.74	0.00	0.00	21,349,861.58	341,148.57	478,039,608.73	0.00	0.00	478,380,757.30	499,730,818.88	941,566,910.46	0.00	0.00	0.00	0.00	332,446,743.19	599,520,167.27	0.00	9,600,000.00	941,566,910.46		
MDS Checks Issued	47,576,818.70	47,421,628.42	0.00	9,600,000.00	104,597,445.12	715,433.84	2,069,186.29	0.00	0.00	2,784,620.13	341,148.57	39,450,009.59	0.00	0.00	39,821,158.16	42,605,778.29	147,233,223.41	0.00	0.00	0.00	0.00	48,832,401.11	88,970,822.30	0.00	9,600,000.00	147,233,223.41		
Advice to Debit Account	283,814,342.08	53,424,504.38	0.00	0.00	337,238,846.46	0.00	18,565,241.45	0.00	0.00	18,565,241.45	0.00	438,559,599.14	0.00	0.00	438,559,599.14	457,124,840.59	794,363,687.05	0.00	0.00	0.00	0.00	283,814,342.08	510,548,344.97	0.00	0.00	794,363,687.05		
Notice of Transfer Allocations (NTA)	0.00	0.00	0.00	0.00	0.00	0.00	0.00	0.00	0.00	0.00	0.00	0.00	0.00	0.00	0.00	0.00	0.00	0.00	0.00	0.00	0.00	0.00	0.00	0.00	0.00	0.00	0.00	
MDS Checks Issued	0.00	0.00	0.00	0.00	0.00	0.00	0.00	0.00	0.00	0.00	0.00	0.00	0.00	0.00	0.00	0.00	0.00	0.00	0.00	0.00	0.00	0.00	0.00	0.00	0.00	0.00	0.00	
Advice to Debit Account	0.00	0.00	0.00	0.00	0.00	0.00	0.00	0.00	0.00	0.00	0.00	0.00	0.00	0.00	0.00	0.00	0.00	0.00	0.00	0.00	0.00	0.00	0.00	0.00	0.00	0.00	0.00	
Working Fund for FAPs	0.00	0.00	0.00	0.00	0.00	0.00	0.00	0.00	0.00	0.00	0.00	0.00	0.00	0.00	0.00	0.00	0.00	0.00	0.00	0.00	0.00	0.00	0.00	0.00	0.00	0.00	0.00	
Cash Disbursement Ceiling (CDC)	0.00	0.00	0.00	0.00	0.00	0.00	0.00	0.00	0.00	0.00	0.00	0.00	0.00	0.00	0.00	0.00	0.00	0.00	0.00	0.00	0.00	0.00	0.00	0.00	0.00	0.00	0.00	
TOTAL CASH DISBURSEMENTS	331,390,160.78	100,846,130.80	0.00	9,600,000.00	441,836,291.58	715,433.84	20,634,427.74	0.00	0.00	21,349,861.58	341,148.57	478,039,608.73	0.00	0.00	478,380,757.30	499,730,818.88	941,566,910.46	0.00	0.00	0.00	0.00	332,446,743.19	599,520,167.27	0.00	9,600,000.00	941,566,910.46		
NON-CASH DISBURSEMENTS	48,246.98	571,278.37	0.00	0.00	617,523.33	0.00	582,964.81	0.00	0.00	582,964.81	1,230.54	18,297,000.82	0.00	0.00	18,298,231.46	18,881,198.07	19,498,719.40	0.00	0.00	0.00	0.00	47,477.60	19,451,241.80	0.00	0.00	19,498,719.40		
Tax Remittance Advices Issued (TRA)	48,246.98	571,278.37	0.00	0.00	617,523.33	0.00	582,964.81	0.00	0.00	582,964.81	1,230.54	18,297,000.82	0.00	0.00	18,298,231.46	18,881,198.07	19,498,719.40	0.00	0.00	0.00	0.00	47,477.60	19,451,241.80	0.00	0.00	19,498,719.40		
Non-Cash Availment Authority (NCAA)	0.00	0.00	0.00	0.00	0.00	0.00	0.00	0.00	0.00	0.00	0.00	0.00	0.00	0.00	0.00	0.00	0.00	0.00	0.00	0.00	0.00	0.00	0.00	0.00	0.00	0.00	0.00	
Disbursements effected through outright deductions from claims (please specify...)	0.00	0.00	0.00	0.00	0.00	0.00	0.00	0.00	0.00	0.00	0.00	0.00	0.00	0.00	0.00	0.00	0.00	0.00	0.00	0.00	0.00	0.00	0.00	0.00	0.00	0.00	0.00	
Overpayment of expenses (e.g. personnel benefits)	0.00	0.00	0.00	0.00	0.00	0.00	0.00	0.00	0.00	0.00	0.00	0.00	0.00	0.00	0.00	0.00	0.00	0.00	0.00	0.00	0.00	0.00	0.00	0.00	0.00	0.00	0.00	
Restitution for loss of government property	0.00	0.00	0.00	0.00	0.00	0.00	0.00	0.00	0.00	0.00	0.00	0.00	0.00	0.00	0.00	0.00	0.00	0.00	0.00	0.00	0.00	0.00	0.00	0.00	0.00	0.00	0.00	
Liquidated damages and similar claims	0.00	0.00	0.00	0.00	0.00	0.00	0.00	0.00	0.00	0.00	0.00	0.00	0.00	0.00	0.00	0.00	0.00	0.00	0.00	0.00	0.00	0.00	0.00	0.00	0.00	0.00	0.00	
Others (e.g. TEF, BTR, Docs Stamp, etc.)	0.00	0.00	0.00	0.00	0.00	0.00	0.00	0.00	0.00	0.00	0.00	0.00	0.00	0.00	0.00	0.00	0.00	0.00	0.00	0.00	0.00	0.00	0.00	0.00	0.00	0.00	0.00	
TOTAL NON-CASH DISBURSEMENTS	48,246.98	571,278.37	0.00	0.00	617,523.33	0.00	582,964.81	0.00	0.00	582,964.81	1,230.54	18,297,000.82	0.00	0.00	18,298,231.46	18,881,198.07	19,498,719.40	0.00	0.00	0.00	0.00	47,477.60	19,451,241.80	0.00	0.00	19,498,719.40		
GRAND TOTAL	331,438,407.74	101,417,407.17	0.00	9,600,000.00	442,453,814.91	715,433.84	21,217,392.35	0.00	0.00	21,932,826.19	342,379.21	496,336,609.55	0.00	0.00	496,634,840.99	518,612,016.95	961,065,629.86	0.00	0.00	0.00	0.00	332,494,220.79	618,971,409.07	0.00	9,600,000.00	961,065,629.86		


SUMMARY

Particulars	Previous Report	This Month	As at Date
(1)	(2)	(3)	(4)
Total Disbursement Authorities Received	2,540,408,954.33	4,711,084,453.40	7,251,493,407.73
NCA	2,437,751,573.00	4,691,585,734.00	7,129,337,307.00
NTA	0.00	0.00	0.00
Working Fund	0.00	0.00	0.00
TRA	102,657,381.33	18,498,719.40	122,156,100.73
CDC	0.00	0.00	0.00
NCAA	0.00	0.00	0.00
Less: Notice of Transfer of Allocations (NTA) Issued	276,699,933.80	3,772,008,520.15	4,048,698,453.95
Total Disbursement Authorities Available	2,263,719,020.53	939,075,933.25	3,202,794,953.78
Less:	0.00	0.00	0.00
Lapsed NCA	0.00	125,488,738.70	125,488,738.70
Disbursements	2,115,242,585.22	961,065,629.86	3,077,308,215.08
Less: Other Non-Cash Disbursements	0.00	0.00	0.00
Disbursements effected through outright deductions from claims	0.00	0.00	0.00
Overpayment of expenses (e.g. personnel benefits)	0.00	0.00	0.00
Restitution for loss of government property	0.00	0.00	0.00
Liquidated damages and similar claims	0.00	0.00	0.00
Others (e.g. TEF, BTR, Docs Stamp, etc.)	0.00	0.00	0.00
Add/Less: Adjustments (e.g. cancelled/issued checks)	0.00	0.00	0.00
Balance of Disbursement Authorities as at date	147,476,435.31	(147,476,435.31)	0.00
Total Disbursements Program	2,855,306,000.00	1,227,653,000.00	4,082,959,000.00
Less: Actual Disbursements	2,116,242,585.22	961,065,629.86	3,077,308,215.08
(Over)/Under spending	739,063,414.78	266,387,370.14	1,005,450,784.92

Notes: * The use of NTA is discouraged
Notes: ** Amounts should tally with the grand total disbursement (column 27).

Certified Correct:

FILIPPINA V. VELASQUEZ, CPA, MM
OIC, Accounting Division
Date: 2021-01-04 09:54:42.0

Recommending Approval:
ROMEO ONG, MD, MHA
Assistant Secretary of Health, OIC- AFMT
Date: 2020-04-13 18:53:00.0


Approved By:

LEOPOLDO VEGA, MD, FPCC, FPATACSI, MBA-H
Underscretary of Health, OIC- AFMT
Date: 2021-01-11 14:14:

MONTHLY REPORT OF DISBURSEMENTS
For the month of April 2020

Department : Department of Health (DOH)
Agency/Entity : Office of the Secretary
Operating Unit : Central Office
Organization Code : 13 001 0100000
Fund Cluster : 01 Regular Agency Fund

Particulars	Current Year Budget					Prior Year's Budget											SUB-TOTAL	Trust Liabilities				Grand Total					Remarks
	PS	MOOE	FinEx	CO	TOTAL	Prior Year's Accounts Payable					Current Year's Accounts Payable							PS	MOOE	CO	TOTAL	PS	MOOE	FinEx	CO	TOTAL	
						7	8	9	10	11	12	13	14	15	16	17											
1	2	3	4	5	6=(2+3+4+5)	7	8	9	10	11=(7+8+9+10)	12	13	14	15	16=(12+13+14+15)	17=(11+16)	18=(6+17)	19	20	21	22=(19+20+21)	23	24	25	26	27=(23+24+25+26)	28
CASH DISBURSEMENTS	41,664,868.56	32,835,883,800.58	0.00	1,392,450,000.00	34,269,998,669.14	0.00	51,320,377.63	0.00	0.00	51,320,377.63	195,451.39	1,405,250,266.97	0.00	15,207,118.70	1,420,652,837.06	1,471,973,214.69	35,741,971,883.83	0.00	0.00	0.00	0.00	41,860,319.95	34,292,454,445.18	0.00	1,407,657,118.70	35,741,971,883.83	
Notice of Cash Allocation (NCA)	41,664,868.56	32,835,883,800.58	0.00	1,392,450,000.00	34,269,998,669.14	0.00	51,320,377.63	0.00	0.00	51,320,377.63	195,451.39	1,405,250,266.97	0.00	15,207,118.70	1,420,652,837.06	1,471,973,214.69	35,741,971,883.83	0.00	0.00	0.00	0.00	41,860,319.95	34,292,454,445.18	0.00	1,407,657,118.70	35,741,971,883.83	
MDS Checks Issued	40,270,939.49	32,832,846,143.02	0.00	1,392,450,000.00	34,265,567,082.51	0.00	325,123.82	0.00	0.00	325,123.82	195,451.39	97,902,875.80	0.00	0.00	98,098,327.19	98,423,451.01	34,363,990,533.52	0.00	0.00	0.00	0.00	40,466,390.88	32,931,074,142.64	0.00	1,392,450,000.00	34,363,990,533.52	
Advice to Debit Account	1,393,929.07	3,037,657.56	0.00	0.00	4,431,586.63	0.00	50,995,253.81	0.00	0.00	50,995,253.81	0.00	1,307,347,391.17	0.00	15,207,118.70	1,322,554,509.87	1,373,549,763.68	1,377,981,350.31	0.00	0.00	0.00	0.00	1,393,929.07	1,361,360,302.54	0.00	15,207,118.70	1,377,981,350.31	
Notice of Transfer Allocations (NTA)	0.00	0.00	0.00	0.00	0.00	0.00	0.00	0.00	0.00	0.00	0.00	0.00	0.00	0.00	0.00	0.00	0.00	0.00	0.00	0.00	0.00	0.00	0.00	0.00	0.00	0.00	0.00
MDS Checks Issued	0.00	0.00	0.00	0.00	0.00	0.00	0.00	0.00	0.00	0.00	0.00	0.00	0.00	0.00	0.00	0.00	0.00	0.00	0.00	0.00	0.00	0.00	0.00	0.00	0.00	0.00	0.00
Advice to Debit Account	0.00	0.00	0.00	0.00	0.00	0.00	0.00	0.00	0.00	0.00	0.00	0.00	0.00	0.00	0.00	0.00	0.00	0.00	0.00	0.00	0.00	0.00	0.00	0.00	0.00	0.00	0.00
Working Fund for FAPs	0.00	0.00	0.00	0.00	0.00	0.00	0.00	0.00	0.00	0.00	0.00	0.00	0.00	0.00	0.00	0.00	0.00	0.00	0.00	0.00	0.00	0.00	0.00	0.00	0.00	0.00	0.00
Cash Disbursement Ceiling (CDC)	0.00	0.00	0.00	0.00	0.00	0.00	0.00	0.00	0.00	0.00	0.00	0.00	0.00	0.00	0.00	0.00	0.00	0.00	0.00	0.00	0.00	0.00	0.00	0.00	0.00	0.00	0.00
TOTAL CASH DISBURSEMENTS	41,664,868.56	32,835,883,800.58	0.00	1,392,450,000.00	34,269,998,669.14	0.00	51,320,377.63	0.00	0.00	51,320,377.63	195,451.39	1,405,250,266.97	0.00	15,207,118.70	1,420,652,837.06	1,471,973,214.69	35,741,971,883.83	0.00	0.00	0.00	0.00	41,860,319.95	34,292,454,445.18	0.00	1,407,657,118.70	35,741,971,883.83	
NON-CASH DISBURSEMENTS	7,367,903.41	1,096,587.12	0.00	860,780.30	9,325,270.83	0.00	0.00	0.00	0.00	0.00	0.00	63,402,025.88	0.00	0.00	63,402,025.88	63,402,025.88	72,727,296.71	0.00	0.00	0.00	0.00	7,367,903.41	64,498,613.00	0.00	860,780.30	72,727,296.71	
Tax Remittance Advices Issued (TRA)	7,367,903.41	1,096,587.12	0.00	860,780.30	9,325,270.83	0.00	0.00	0.00	0.00	0.00	0.00	63,402,025.88	0.00	0.00	63,402,025.88	63,402,025.88	72,727,296.71	0.00	0.00	0.00	0.00	7,367,903.41	64,498,613.00	0.00	860,780.30	72,727,296.71	
Non-Cash Availment Authority (NCAA)	0.00	0.00	0.00	0.00	0.00	0.00	0.00	0.00	0.00	0.00	0.00	0.00	0.00	0.00	0.00	0.00	0.00	0.00	0.00	0.00	0.00	0.00	0.00	0.00	0.00	0.00	0.00
Disbursements effected through outright deductions from claims (please specify...)	0.00	0.00	0.00	0.00	0.00	0.00	0.00	0.00	0.00	0.00	0.00	0.00	0.00	0.00	0.00	0.00	0.00	0.00	0.00	0.00	0.00	0.00	0.00	0.00	0.00	0.00	0.00
Overpayment of expenses (e.g. personnel benefits)	0.00	0.00	0.00	0.00	0.00	0.00	0.00	0.00	0.00	0.00	0.00	0.00	0.00	0.00	0.00	0.00	0.00	0.00	0.00	0.00	0.00	0.00	0.00	0.00	0.00	0.00	0.00
Restitution for loss of government property	0.00	0.00	0.00	0.00	0.00	0.00	0.00	0.00	0.00	0.00	0.00	0.00	0.00	0.00	0.00	0.00	0.00	0.00	0.00	0.00	0.00	0.00	0.00	0.00	0.00	0.00	0.00
Liquidated damages and similar claims	0.00	0.00	0.00	0.00	0.00	0.00	0.00	0.00	0.00	0.00	0.00	0.00	0.00	0.00	0.00	0.00	0.00	0.00	0.00	0.00	0.00	0.00	0.00	0.00	0.00	0.00	0.00
Others (TEF, BTR, Documentary Stamp Tax, etc.)	0.00	0.00	0.00	0.00	0.00	0.00	0.00	0.00	0.00	0.00	0.00	0.00	0.00	0.00	0.00	0.00	0.00	0.00	0.00	0.00	0.00	0.00	0.00	0.00	0.00	0.00	0.00
TOTAL NON-CASH DISBURSEMENTS	7,367,903.41	1,096,587.12	0.00	860,780.30	9,325,270.83	0.00	0.00	0.00	0.00	0.00	0.00	63,402,025.88	0.00	0.00	63,402,025.88	63,402,025.88	72,727,296.71	0.00	0.00	0.00	0.00	7,367,903.41	64,498,613.00	0.00	860,780.30	72,727,296.71	
GRAND TOTAL	49,032,771.97	32,836,980,387.70	0.00	1,393,310,780.30	34,279,323,939.97	0.00	51,320,377.63	0.00	0.00	51,320,377.63	195,451.39	1,468,652,292.85	0.00	15,207,118.70	1,484,054,862.94	1,535,375,240.57	35,814,699,180.54	0.00	0.00	0.00	0.00	49,228,223.36	34,356,953,058.18	0.00	1,408,517,899.00	35,814,699,180.54	

SUMMARY

Particulars	Previous Report	This Month	As at Date
(1)	(2)	(3)	(4)
Total Disbursement Authorities Received	7,251,493,407.73	59,352,605,926.71	66,604,099,334.44
NCA	7,129,337,307.00	59,279,878,630.00	66,409,215,937.00
NTA	0.00	0.00	0.00
Working Fund	0.00	0.00	0.00
TRA	122,156,100.73	72,727,296.71	194,883,397.44
CDC	0.00	0.00	0.00
NCAA	0.00	0.00	0.00
Less: Notice of Transfer of Allocations (NTA) Issued	4,048,698,453.95	1,704,546,684.00	5,753,245,137.95
Total Disbursement Authorities Available	3,202,794,953.78	57,648,059,242.71	60,850,854,196.49
Less:	0.00	0.00	0.00
Lapsed NCA	125,486,738.70	0.00	125,486,738.70
Disbursements	3,077,308,215.08	35,814,699,180.54	38,892,007,395.62
Less: Other Non-Cash Disbursements	0.00	0.00	0.00
Disbursements effected through outright deductions from claims	0.00	0.00	0.00
Overpayment of expenses (e.g. personnel benefits)	0.00	0.00	0.00
Restitution for loss of government property	0.00	0.00	0.00
Liquidated damages and similar claims	0.00	0.00	0.00
Others (e.g. TEF, BTR, Docs Stamp, etc.)	0.00	0.00	0.00
Add/Less: Adjustments (e.g. cancelled/staled checks)	0.00	0.00	0.00
Balance of Disbursement Authorities as at date	0.00	21,833,360,062.17	21,833,360,062.17
Total Disbursements Program	4,082,959,000.00	3,227,653,000.00	7,310,612,000.00
Less: Actual Disbursements	3,077,308,215.08	35,814,699,180.54	38,892,007,395.62
(Over)/Under spending	1,005,650,784.92	(32,587,046,180.54)	(31,581,395,395.62)

Notes: * The use of NTA is discouraged
Notes: ** Amounts should tally with the grand total disbursement (column 27)

Certified Correct:

FILIPPINA V. VELASQUEZ, CPA, MM
OIC, Accounting Division
Date: 2021-01-04 10:25:23.0

Recommending Approval:

ROMEO ONG, MD, MPA
Assistant Secretary of Health, OIC-AFMT
Date:

Approved By:

LEOPOLDO J. VEGA, MD, FPCS, FPATACSI, MBA-H
Undersecretary of Health, OIC-AFMT
Date: 2021-02-02 09:04

MONTHLY REPORT OF DISBURSEMENTS
For the month of May 2020


Department : Department of Health (DOH)
 Agency/Entity : Office of the Secretary
 Operating Unit : Central Office
 Organization Code : 13 001 0100000
 Fund Cluster : 01 Regular Agency Fund


Particulars	Current Year Budget					Prior Year's Budget										SUB-TOTAL	Trust Liabilities				Grand Total					Remarks		
	PS	MOOE	FinEx	CO	TOTAL	Prior Year's Accounts Payable					Current Year's Accounts Payable						TOTAL	PS	MOOE	CO	TOTAL	PS	MOOE	FinEx	CO		TOTAL	
						PS	MOOE	FinEx	CO	Sub-Total	PS	MOOE	FinEx	CO	Sub-Total													
1	2	3	4	5	6=(2+3+4+5)	7	8	9	10	11=(7+8+9+10)	12	13	14	15	16=(12+13+14+15)	17=(11+16)	18=(6+17)	19	20	21	22=(19+20+21)	23	24	25	26	27=(23+24+25+26)	28	
CASH DISBURSEMENTS	277,843,122.54	3,001,685,085.87	0.00	0.00	3,279,528,208.41	204,075.02	185,532,785.19	0.00	112,143,800.00	297,880,660.21	0.00	805,543,467.82	0.00	143,116,868.44	948,660,336.26	1,246,540,996.47	4,526,069,204.88	0.00	0.00	0.00	0.00	278,047,197.56	3,992,761,338.88	0.00	255,260,668.44	4,526,069,204.88		
Notice of Cash Allocation (NCA)	277,843,122.54	3,001,685,085.87	0.00	0.00	3,279,528,208.41	204,075.02	185,532,785.19	0.00	112,143,800.00	297,880,660.21	0.00	805,543,467.82	0.00	143,116,868.44	948,660,336.26	1,246,540,996.47	4,526,069,204.88	0.00	0.00	0.00	0.00	278,047,197.56	3,992,761,338.88	0.00	255,260,668.44	4,526,069,204.88		
MDS Checks Issued	88,951,011.26	2,903,728,955.07	0.00	0.00	2,992,679,966.33	204,075.02	172,722,894.65	0.00	42,143,800.00	215,070,769.67	0.00	7,932,591.95	0.00	124,500,000.00	132,432,591.95	347,503,361.62	3,340,183,327.95	0.00	0.00	0.00	0.00	89,155,086.28	3,084,384,441.67	0.00	166,643,800.00	3,340,183,327.95		
Advice to Debit Account	188,892,111.28	97,956,130.80	0.00	0.00	286,848,242.08	0.00	12,809,890.54	0.00	70,000,000.00	82,809,890.54	0.00	797,610,875.87	0.00	18,616,868.44	816,227,744.31	899,037,634.85	1,185,885,876.93	0.00	0.00	0.00	0.00	188,892,111.28	908,376,897.21	0.00	88,616,868.44	1,185,885,876.93		
Notice of Transfer Allocations (NTA)	0.00	0.00	0.00	0.00	0.00	0.00	0.00	0.00	0.00	0.00	0.00	0.00	0.00	0.00	0.00	0.00	0.00	0.00	0.00	0.00	0.00	0.00	0.00	0.00	0.00	0.00	0.00	
MDS Checks Issued	0.00	0.00	0.00	0.00	0.00	0.00	0.00	0.00	0.00	0.00	0.00	0.00	0.00	0.00	0.00	0.00	0.00	0.00	0.00	0.00	0.00	0.00	0.00	0.00	0.00	0.00	0.00	
Advice to Debit Account	0.00	0.00	0.00	0.00	0.00	0.00	0.00	0.00	0.00	0.00	0.00	0.00	0.00	0.00	0.00	0.00	0.00	0.00	0.00	0.00	0.00	0.00	0.00	0.00	0.00	0.00	0.00	
Working Fund for FAPs	0.00	0.00	0.00	0.00	0.00	0.00	0.00	0.00	0.00	0.00	0.00	0.00	0.00	0.00	0.00	0.00	0.00	0.00	0.00	0.00	0.00	0.00	0.00	0.00	0.00	0.00	0.00	
Cash Disbursement Ceiling (CDC)	0.00	0.00	0.00	0.00	0.00	0.00	0.00	0.00	0.00	0.00	0.00	0.00	0.00	0.00	0.00	0.00	0.00	0.00	0.00	0.00	0.00	0.00	0.00	0.00	0.00	0.00	0.00	
TOTAL CASH DISBURSEMENTS	277,843,122.54	3,001,685,085.87	0.00	0.00	3,279,528,208.41	204,075.02	185,532,785.19	0.00	112,143,800.00	297,880,660.21	0.00	805,543,467.82	0.00	143,116,868.44	948,660,336.26	1,246,540,996.47	4,526,069,204.88	0.00	0.00	0.00	0.00	278,047,197.56	3,992,761,338.88	0.00	255,260,668.44	4,526,069,204.88		
NON-CASH DISBURSEMENTS	7,045,099.24	13,971,356.39	0.00	0.00	21,016,455.63	0.00	0.00	0.00	0.00	0.00	0.00	25,436,744.18	0.00	0.00	25,436,744.18	25,436,744.18	46,453,199.81	0.00	0.00	0.00	0.00	7,045,099.24	39,408,100.57	0.00	0.00	46,453,199.81		
Tax Remittance Advices Issued (TRA)	7,045,099.24	13,971,356.39	0.00	0.00	21,016,455.63	0.00	0.00	0.00	0.00	0.00	0.00	25,436,744.18	0.00	0.00	25,436,744.18	25,436,744.18	46,453,199.81	0.00	0.00	0.00	0.00	7,045,099.24	39,408,100.57	0.00	0.00	46,453,199.81		
Non-Cash Availment Authority (NCAA)	0.00	0.00	0.00	0.00	0.00	0.00	0.00	0.00	0.00	0.00	0.00	0.00	0.00	0.00	0.00	0.00	0.00	0.00	0.00	0.00	0.00	0.00	0.00	0.00	0.00	0.00		
Disbursements effected through outright deductions from claims (please specify)	0.00	0.00	0.00	0.00	0.00	0.00	0.00	0.00	0.00	0.00	0.00	0.00	0.00	0.00	0.00	0.00	0.00	0.00	0.00	0.00	0.00	0.00	0.00	0.00	0.00	0.00		
Overpayment of expenses (e.g. personnel benefits)	0.00	0.00	0.00	0.00	0.00	0.00	0.00	0.00	0.00	0.00	0.00	0.00	0.00	0.00	0.00	0.00	0.00	0.00	0.00	0.00	0.00	0.00	0.00	0.00	0.00	0.00		
Restitution for loss of government property	0.00	0.00	0.00	0.00	0.00	0.00	0.00	0.00	0.00	0.00	0.00	0.00	0.00	0.00	0.00	0.00	0.00	0.00	0.00	0.00	0.00	0.00	0.00	0.00	0.00	0.00		
Liquidated damages and similar claims	0.00	0.00	0.00	0.00	0.00	0.00	0.00	0.00	0.00	0.00	0.00	0.00	0.00	0.00	0.00	0.00	0.00	0.00	0.00	0.00	0.00	0.00	0.00	0.00	0.00	0.00		
Others (TEF, BTr, Documentary Stamp Tax, etc.)	0.00	0.00	0.00	0.00	0.00	0.00	0.00	0.00	0.00	0.00	0.00	0.00	0.00	0.00	0.00	0.00	0.00	0.00	0.00	0.00	0.00	0.00	0.00	0.00	0.00	0.00		
TOTAL NON-CASH DISBURSEMENTS	7,045,099.24	13,971,356.39	0.00	0.00	21,016,455.63	0.00	0.00	0.00	0.00	0.00	0.00	25,436,744.18	0.00	0.00	25,436,744.18	25,436,744.18	46,453,199.81	0.00	0.00	0.00	0.00	7,045,099.24	39,408,100.57	0.00	0.00	46,453,199.81		
GRAND TOTAL	284,888,221.78	3,015,656,442.26	0.00	0.00	3,300,544,664.04	204,075.02	185,532,785.19	0.00	112,143,800.00	297,880,660.21	0.00	830,980,212.00	0.00	143,116,868.44	974,097,080.44	1,271,977,740.65	4,572,522,404.69	0.00	0.00	0.00	0.00	285,092,296.80	4,032,169,439.45	0.00	255,260,668.44	4,572,522,404.69		

SUMMARY

Particulars	Previous Report	This Month	As at Date
(1)	(2)	(3)	(4)
Total Disbursement Authorities Received	66,604,099,334.44	46,453,199.81	66,650,552,534.25
NCA	66,409,215,937.00	0.00	66,409,215,937.00
NTA	0.00	0.00	0.00
Working Fund	0.00	0.00	0.00
TRA	194,883,397.44	46,453,199.81	241,336,597.25
CDC	0.00	0.00	0.00
NCAA	0.00	0.00	0.00
Less: Notice of Transfer of Allocations (NTA) issued	5,753,245,137.95	2,814,213,906.40	8,567,459,044.35
Total Disbursement Authorities Available	60,850,854,196.49	(2,767,760,706.59)	58,083,093,489.90
Less:	0.00	0.00	0.00
Lapsed NCA	125,486,738.70	0.00	125,486,738.70
Disbursements	38,892,007,395.62	4,572,522,404.69	43,464,529,800.31
Less: Other Non-Cash Disbursements	0.00	0.00	0.00
Disbursements effected through outright deductions from claims	0.00	0.00	0.00
Overpayment of expenses (e.g. personnel benefits)	0.00	0.00	0.00
Restitution for loss of government property	0.00	0.00	0.00
Liquidated damages and similar claims	0.00	0.00	0.00
Others (e.g. TEF, BTr, Docs Stamp, etc.)	0.00	0.00	0.00
Add/Less: Adjustments (e.g. cancelled/stated checks)	0.00	0.00	0.00
Balance of Disbursement Authorities as at date	21,833,360,062.17	(7,340,283,111.28)	14,493,076,950.89
Total Disbursements Program	7,310,812,000.00	2,727,853,000.00	10,038,285,000.00
Less: Actual Disbursements	38,892,007,395.62	4,572,522,404.69	43,464,529,800.31
(Over)/Under spending	(31,581,395,395.62)	(1,844,869,404.69)	(33,426,264,800.31)

Notes: * The use of NTA is discouraged
 Notes: ** Amounts should tally with the grand total disbursement (column 27)

Certified Correct:

 FILIPPINA V. VELASQUEZ, CPA, MM
 OIC, Accounting Division
 Date: 2021-01-04 10:40:59.0

Recommending Approval:

 LEOPOLDO S. VEGA, MD, MPA
 Assistant Secretary of Health, OIC- AFMT
 Date:

Approved By:

 LEOPOLDO S. VEGA, MD, FPCS, FPATACSI, MBA-H
 Undersecretary of Health, OIC- AFMT
 Date: 2021-02-02 09:25:

MONTHLY REPORT OF DISBURSEMENTS
For the month of June 2020


Department : Department of Health (DOH)
Agency/Entity : Office of the Secretary
Operating Unit : Central Office
Organization Code : 13 001 0100000
Fund Cluster : 01 Regular Agency Fund


Particulars	Current Year Budget					Prior Year's Budget											SUB-TOTAL	Trust Liabilities				Grand Total					Remarks	
	PS	MOOE	FinEx	CO	TOTAL	Prior Year's Accounts Payable					Current Year's Accounts Payable							TOTAL	PS	MOOE	CO	TOTAL	PS	MOOE	FinEx	CO		TOTAL
						PS	MOOE	FinEx	CO	Sub-Total	PS	MOOE	FinEx	CO	Sub-Total	PS												
1	2	3	4	5	6=(2+3+4+5)	7	8	9	10	11=(7+8+9+10)	12	13	14	15	16=(12+13+14+15)	17=(11+16)	18=(6+17)	19	20	21	22=(19+20+21)	23	24	25	26	27=(23+24+25+26)	28	
CASH DISBURSEMENTS	48,896,511.22	238,327,434.71	0.00	70,000,000.00	357,223,945.93	17,850.11	427,284,102.70	0.00	2,500,000.00	429,801,952.81	310,389.88	1,029,112,055.95	0.00	46,165,928.57	1,075,588,374.40	1,505,390,327.21	1,862,614,273.14	0.00	0.00	0.00	0.00	49,224,751.21	1,694,723,593.36	0.00	118,665,928.57	1,862,614,273.14		
Notice of Cash Allocation (NCA)	48,896,511.22	238,327,434.71	0.00	70,000,000.00	357,223,945.93	17,850.11	427,284,102.70	0.00	2,500,000.00	429,801,952.81	310,389.88	1,029,112,055.95	0.00	46,165,928.57	1,075,588,374.40	1,505,390,327.21	1,862,614,273.14	0.00	0.00	0.00	0.00	49,224,751.21	1,694,723,593.36	0.00	118,665,928.57	1,862,614,273.14		
MDS Checks Issued	47,135,118.13	213,988,257.56	0.00	70,000,000.00	331,123,375.69	17,850.11	406,098,557.90	0.00	2,500,000.00	408,616,408.01	310,389.88	85,590,128.38	0.00	0.00	85,900,518.26	494,516,926.27	825,640,301.96	0.00	0.00	0.00	0.00	47,463,358.12	705,676,943.84	0.00	72,500,000.00	825,640,301.96		
Advice to Debt Account	1,761,393.09	24,339,177.15	0.00	0.00	26,100,570.24	0.00	21,185,544.80	0.00	0.00	21,185,544.80	0.00	943,521,927.57	0.00	46,165,928.57	989,687,856.14	1,010,873,400.94	1,036,973,971.18	0.00	0.00	0.00	0.00	1,761,393.09	989,046,649.52	0.00	46,165,928.57	1,036,973,971.18		
Notice of Transfer Allocations (NTA)	0.00	0.00	0.00	0.00	0.00	0.00	0.00	0.00	0.00	0.00	0.00	0.00	0.00	0.00	0.00	0.00	0.00	0.00	0.00	0.00	0.00	0.00	0.00	0.00	0.00	0.00	0.00	
MDS Checks Issued	0.00	0.00	0.00	0.00	0.00	0.00	0.00	0.00	0.00	0.00	0.00	0.00	0.00	0.00	0.00	0.00	0.00	0.00	0.00	0.00	0.00	0.00	0.00	0.00	0.00	0.00	0.00	0.00
Advice to Debt Account	0.00	0.00	0.00	0.00	0.00	0.00	0.00	0.00	0.00	0.00	0.00	0.00	0.00	0.00	0.00	0.00	0.00	0.00	0.00	0.00	0.00	0.00	0.00	0.00	0.00	0.00	0.00	0.00
Working Fund for FAPs	0.00	0.00	0.00	0.00	0.00	0.00	0.00	0.00	0.00	0.00	0.00	0.00	0.00	0.00	0.00	0.00	0.00	0.00	0.00	0.00	0.00	0.00	0.00	0.00	0.00	0.00	0.00	0.00
Cash Disbursement Ceiling (CDC)	0.00	0.00	0.00	0.00	0.00	0.00	0.00	0.00	0.00	0.00	0.00	0.00	0.00	0.00	0.00	0.00	0.00	0.00	0.00	0.00	0.00	0.00	0.00	0.00	0.00	0.00	0.00	0.00
TOTAL CASH DISBURSEMENTS	48,896,511.22	238,327,434.71	0.00	70,000,000.00	357,223,945.93	17,850.11	427,284,102.70	0.00	2,500,000.00	429,801,952.81	310,389.88	1,029,112,055.95	0.00	46,165,928.57	1,075,588,374.40	1,505,390,327.21	1,862,614,273.14	0.00	0.00	0.00	0.00	49,224,751.21	1,694,723,593.36	0.00	118,665,928.57	1,862,614,273.14		
NON-CASH DISBURSEMENTS	7,715,225.84	45,038,138.77	0.00	0.00	52,753,364.61	0.00	11,113,831.03	0.00	0.00	11,113,831.03	0.00	0.00	0.00	0.00	0.00	11,113,831.03	63,867,195.64	0.00	0.00	0.00	0.00	7,715,225.84	56,151,969.80	0.00	0.00	63,867,195.64		
Tax Remittance Advices Issued (TRA)	7,715,225.84	45,038,138.77	0.00	0.00	52,753,364.61	0.00	11,113,831.03	0.00	0.00	11,113,831.03	0.00	0.00	0.00	0.00	0.00	11,113,831.03	63,867,195.64	0.00	0.00	0.00	0.00	7,715,225.84	56,151,969.80	0.00	0.00	63,867,195.64		
Non-Cash Availment Authority (NCAA)	0.00	0.00	0.00	0.00	0.00	0.00	0.00	0.00	0.00	0.00	0.00	0.00	0.00	0.00	0.00	0.00	0.00	0.00	0.00	0.00	0.00	0.00	0.00	0.00	0.00	0.00	0.00	
Disbursements effected through outright deductions from claims (please specify)	0.00	0.00	0.00	0.00	0.00	0.00	0.00	0.00	0.00	0.00	0.00	0.00	0.00	0.00	0.00	0.00	0.00	0.00	0.00	0.00	0.00	0.00	0.00	0.00	0.00	0.00	0.00	
Overpayment of expenses (e.g. personnel benefits)	0.00	0.00	0.00	0.00	0.00	0.00	0.00	0.00	0.00	0.00	0.00	0.00	0.00	0.00	0.00	0.00	0.00	0.00	0.00	0.00	0.00	0.00	0.00	0.00	0.00	0.00	0.00	
Restitution for loss of government property	0.00	0.00	0.00	0.00	0.00	0.00	0.00	0.00	0.00	0.00	0.00	0.00	0.00	0.00	0.00	0.00	0.00	0.00	0.00	0.00	0.00	0.00	0.00	0.00	0.00	0.00	0.00	
Liquidated damages and similar claims	0.00	0.00	0.00	0.00	0.00	0.00	0.00	0.00	0.00	0.00	0.00	0.00	0.00	0.00	0.00	0.00	0.00	0.00	0.00	0.00	0.00	0.00	0.00	0.00	0.00	0.00	0.00	
Others (TEF, BTr, Documentary Stamp Tax, etc.)	0.00	0.00	0.00	0.00	0.00	0.00	0.00	0.00	0.00	0.00	0.00	0.00	0.00	0.00	0.00	0.00	0.00	0.00	0.00	0.00	0.00	0.00	0.00	0.00	0.00	0.00	0.00	
TOTAL NON-CASH DISBURSEMENTS	7,715,225.84	45,038,138.77	0.00	0.00	52,753,364.61	0.00	11,113,831.03	0.00	0.00	11,113,831.03	0.00	0.00	0.00	0.00	0.00	11,113,831.03	63,867,195.64	0.00	0.00	0.00	0.00	7,715,225.84	56,151,969.80	0.00	0.00	63,867,195.64		
GRAND TOTAL	56,611,737.06	283,365,573.48	0.00	70,000,000.00	409,977,310.54	17,850.11	438,397,933.73	0.00	2,500,000.00	440,915,783.84	310,389.88	1,029,112,055.95	0.00	46,165,928.57	1,075,588,374.40	1,516,504,158.24	1,926,481,468.78	0.00	0.00	0.00	0.00	56,939,977.05	1,750,875,563.16	0.00	118,665,928.57	1,926,481,468.78		


SUMMARY

Particulars	Previous Report	This Month	As at Date
(1)	(2)	(3)	(4)
Total Disbursement Authorities Received	66,650,552,534.25	177,787,195.64	66,828,319,729.89
NCA	66,409,215,937.00	113,900,000.00	66,523,115,937.00
NTA	0.00	0.00	0.00
Working Fund	0.00	0.00	0.00
TRA	241,336,597.25	63,867,195.64	305,203,792.89
CDC	0.00	0.00	0.00
NCAA	0.00	0.00	0.00
Less: Notice of Transfer of Allocations (NTA)* issued	8,567,459,044.35	4,276,523,069.43	12,843,982,113.78
Total Disbursement Authorities Available	58,083,093,489.90	(4,098,755,873.79)	53,984,337,616.11
Less:	0.00	0.00	0.00
Lapsed NCA	125,486,738.70	8,467,839,608.32	8,593,326,347.02
Disbursements	43,464,529,800.31	1,926,481,468.78	45,391,011,269.09
Less: Other Non-Cash Disbursements	0.00	0.00	0.00
Disbursements effected through outright deductions from claims	0.00	0.00	0.00
Overpayment of expenses (e.g. personnel benefits)	0.00	0.00	0.00
Restitution for loss of government property	0.00	0.00	0.00
Liquidated damages and similar claims	0.00	0.00	0.00
Others (e.g. TEF, BTr, Docs Stamp, etc.)	0.00	0.00	0.00
Add/Less: Adjustments (e.g. cancelled/staled checks)	0.00	0.00	0.00
Balance of Disbursement Authorities as at date	14,493,076,950.89	(14,493,076,950.89)	0.00
Total Disbursements Program	10,038,265,000.00	2,727,653,000.00	12,765,918,000.00
Less: *Actual Disbursements	43,464,529,800.31	1,926,481,468.78	45,391,011,269.09
(Over)/Under spending	(33,426,264,800.31)	801,171,531.22	(32,625,093,269.09)

Notes: * The use of NTA is discouraged
Notes: ** Amounts should tally with the grand total disbursement (column 27).

Certified Correct:

FILIPPINA V. VELASQUEZ, CPA, MM
OIC, Accounting Division
Date: 2021-01-08 11:41:52.0

Recommending Approval:

ROMEO ONG, MD, MHA
Assistant Secretary of Health, OIC- AFMT
Date:

Approved By:

LEOPOLDO MEGA, MD, FACS, FPATACSI, MBA-H
Undersecretary of Health, OIC- AFMT
Date: 2021-02-02 09:37

MONTHLY REPORT OF DISBURSEMENTS
For the month of July 2020


Department : Department of Health (DOH)
 Agency/Entity : Office of the Secretary
 Operating Unit : Central Office
 Organization Code : 13 001 0100000
 Fund Cluster : 01 Regular Agency Fund


Particulars	Current Year Budget					Prior Year's Budget										SUB-TOTAL	Trust Liabilities				Grand Total					Remarks		
	PS	MOOE	FinEx	CO	TOTAL	Prior Year's Accounts Payable					Current Year's Accounts Payable						TOTAL	PS	MOOE	CO	TOTAL	PS	MOOE	FinEx	CO		TOTAL	
						PS	MOOE	FinEx	CO	Sub-Total	PS	MOOE	FinEx	CO	Sub-Total													PS
1	2	3	4	5	6=(2+3+4+5)	7	8	9	10	11=(7+8+9+10)	12	13	14	15	16=(12+13+14+15)	17=(11+16)	18=(6+17)	19	20	21	22=(19+20+21)	23	24	25	26	27=(23+24+25+26)	28	
CASH DISBURSEMENTS	43,116,895.03	1,024,194,812.56	0.00	275,800,000.00	1,343,111,707.59	0.00	41,825,563.85	0.00	6,000,000.00	47,825,563.85	64,528.15	91,640,195.00	0.00	0.00	91,704,723.15	139,530,287.00	1,482,641,994.59	0.00	0.00	0.00	0.00	43,181,423.18	1,157,660,571.41	0.00	281,800,000.00	1,482,641,994.59		
Notice of Cash Allocation (NCA)	43,116,895.03	1,024,194,812.56	0.00	275,800,000.00	1,343,111,707.59	0.00	41,825,563.85	0.00	6,000,000.00	47,825,563.85	64,528.15	91,640,195.00	0.00	0.00	91,704,723.15	139,530,287.00	1,482,641,994.59	0.00	0.00	0.00	0.00	43,181,423.18	1,157,660,571.41	0.00	281,800,000.00	1,482,641,994.59		
MDS Checks Issued	41,974,689.97	521,050,284.19	0.00	275,800,000.00	838,824,974.16	0.00	28,951,191.37	0.00	6,000,000.00	34,951,191.37	64,528.15	6,177,188.46	0.00	0.00	6,241,716.61	41,192,907.98	880,017,882.14	0.00	0.00	0.00	0.00	42,039,218.12	556,178,664.02	0.00	281,800,000.00	880,017,882.14		
Advice to Debit Account	1,142,205.06	503,144,528.37	0.00	0.00	504,286,733.43	0.00	12,874,372.48	0.00	0.00	12,874,372.48	0.00	85,463,006.54	0.00	0.00	85,463,006.54	98,337,379.02	602,624,112.45	0.00	0.00	0.00	0.00	1,142,205.06	601,481,907.39	0.00	0.00	602,624,112.45		
Notice of Transfer Allocations (NTA)	0.00	0.00	0.00	0.00	0.00	0.00	0.00	0.00	0.00	0.00	0.00	0.00	0.00	0.00	0.00	0.00	0.00	0.00	0.00	0.00	0.00	0.00	0.00	0.00	0.00	0.00	0.00	
MDS Checks Issued	0.00	0.00	0.00	0.00	0.00	0.00	0.00	0.00	0.00	0.00	0.00	0.00	0.00	0.00	0.00	0.00	0.00	0.00	0.00	0.00	0.00	0.00	0.00	0.00	0.00	0.00	0.00	
Advice to Debit Account	0.00	0.00	0.00	0.00	0.00	0.00	0.00	0.00	0.00	0.00	0.00	0.00	0.00	0.00	0.00	0.00	0.00	0.00	0.00	0.00	0.00	0.00	0.00	0.00	0.00	0.00	0.00	
Working Fund for FAPs	0.00	0.00	0.00	0.00	0.00	0.00	0.00	0.00	0.00	0.00	0.00	0.00	0.00	0.00	0.00	0.00	0.00	0.00	0.00	0.00	0.00	0.00	0.00	0.00	0.00	0.00	0.00	
Cash Disbursement Ceiling (CDC)	0.00	0.00	0.00	0.00	0.00	0.00	0.00	0.00	0.00	0.00	0.00	0.00	0.00	0.00	0.00	0.00	0.00	0.00	0.00	0.00	0.00	0.00	0.00	0.00	0.00	0.00	0.00	
TOTAL CASH DISBURSEMENTS	43,116,895.03	1,024,194,812.56	0.00	275,800,000.00	1,343,111,707.59	0.00	41,825,563.85	0.00	6,000,000.00	47,825,563.85	64,528.15	91,640,195.00	0.00	0.00	91,704,723.15	139,530,287.00	1,482,641,994.59	0.00	0.00	0.00	0.00	43,181,423.18	1,157,660,571.41	0.00	281,800,000.00	1,482,641,994.59		
NON-CASH DISBURSEMENTS	6,305,014.02	14,569,750.61	0.00	0.00	20,874,764.63	0.00	0.00	0.00	0.00	0.00	0.00	519,510.10	0.00	0.00	519,510.10	519,510.10	21,394,274.73	0.00	0.00	0.00	0.00	6,305,014.02	15,089,260.71	0.00	0.00	21,394,274.73		
Tax Remittance Advices Issued (TRA)	6,305,014.02	14,569,750.61	0.00	0.00	20,874,764.63	0.00	0.00	0.00	0.00	0.00	0.00	519,510.10	0.00	0.00	519,510.10	519,510.10	21,394,274.73	0.00	0.00	0.00	0.00	6,305,014.02	15,089,260.71	0.00	0.00	21,394,274.73		
Non-Cash Availment Authority (NCAA)	0.00	0.00	0.00	0.00	0.00	0.00	0.00	0.00	0.00	0.00	0.00	0.00	0.00	0.00	0.00	0.00	0.00	0.00	0.00	0.00	0.00	0.00	0.00	0.00	0.00	0.00		
Disbursements effected through outright deductions from claims (please specify)	0.00	0.00	0.00	0.00	0.00	0.00	0.00	0.00	0.00	0.00	0.00	0.00	0.00	0.00	0.00	0.00	0.00	0.00	0.00	0.00	0.00	0.00	0.00	0.00	0.00	0.00		
Overpayment of expenses(e.g. personnel benefits)	0.00	0.00	0.00	0.00	0.00	0.00	0.00	0.00	0.00	0.00	0.00	0.00	0.00	0.00	0.00	0.00	0.00	0.00	0.00	0.00	0.00	0.00	0.00	0.00	0.00	0.00		
Restitution for loss of government property	0.00	0.00	0.00	0.00	0.00	0.00	0.00	0.00	0.00	0.00	0.00	0.00	0.00	0.00	0.00	0.00	0.00	0.00	0.00	0.00	0.00	0.00	0.00	0.00	0.00	0.00		
Liquidated damages and similar claims	0.00	0.00	0.00	0.00	0.00	0.00	0.00	0.00	0.00	0.00	0.00	0.00	0.00	0.00	0.00	0.00	0.00	0.00	0.00	0.00	0.00	0.00	0.00	0.00	0.00	0.00		
Others (TEF, BTr, Documentary Stamp Tax, etc.)	0.00	0.00	0.00	0.00	0.00	0.00	0.00	0.00	0.00	0.00	0.00	0.00	0.00	0.00	0.00	0.00	0.00	0.00	0.00	0.00	0.00	0.00	0.00	0.00	0.00	0.00		
TOTAL NON-CASH DISBURSEMENTS	6,305,014.02	14,569,750.61	0.00	0.00	20,874,764.63	0.00	0.00	0.00	0.00	0.00	0.00	519,510.10	0.00	0.00	519,510.10	519,510.10	21,394,274.73	0.00	0.00	0.00	0.00	6,305,014.02	15,089,260.71	0.00	0.00	21,394,274.73		
GRAND TOTAL	49,421,909.05	1,038,764,563.17	0.00	275,800,000.00	1,363,986,472.22	0.00	41,825,563.85	0.00	6,000,000.00	47,825,563.85	64,528.15	92,159,705.10	0.00	0.00	92,224,233.25	140,049,797.10	1,504,036,269.32	0.00	0.00	0.00	0.00	49,486,437.20	1,172,749,832.12	0.00	281,800,000.00	1,504,036,269.32		


SUMMARY

Particulars	Previous Report	This Month	As at Date
(1)	(2)	(3)	(4)
Total Disbursement Authorities Received	66,828,319,729.89	9,231,155,274.73	76,059,475,004.62
NCA	66,523,115,937.00	9,209,761,000.00	75,732,876,937.00
NTA	0.00	0.00	0.00
Working Fund	0.00	0.00	0.00
TRA	305,203,792.89	21,394,274.73	326,598,067.62
CDC	0.00	0.00	0.00
NCAA	0.00	0.00	0.00
Less: Notice of Transfer of Allocations (NTA) issued	12,843,982,113.78	2,106,236,017.75	14,950,218,131.53
Total Disbursement Authorities Available	53,984,337,616.11	7,124,919,256.98	61,109,256,873.09
Less:	0.00	0.00	0.00
Lapsed NCA	8,593,326,347.02	0.00	8,593,326,347.02
Disbursements	45,391,011,269.09	1,504,036,269.32	46,895,047,538.41
Less: Other Non-Cash Disbursements	0.00	0.00	0.00
Disbursements effected through outright deductions from claims	0.00	0.00	0.00
Overpayment of expenses(e.g. personnel benefits)	0.00	0.00	0.00
Restitution for loss of government property	0.00	0.00	0.00
Liquidated damages and similar claims	0.00	0.00	0.00
Others (e.g. TEF, BTr, Docs Stamp, etc.)	0.00	0.00	0.00
Add/Less: Adjustments (e.g. cancelled/stated checks)	0.00	0.00	0.00
Balance of Disbursement Authorities as at date	0.00	5,620,882,987.66	5,620,882,987.66
Total Disbursements Program	12,785,918,000.00	5,128,421,000.00	17,894,339,000.00
Less: Actual Disbursements	45,391,011,269.09	1,504,036,269.32	46,895,047,538.41
(Over)/Under spending	(32,625,093,269.09)	3,624,384,730.68	(29,000,708,538.41)

Notes: * The use of NTA is discouraged
 Notes: ** Amounts should tally with the grand total disbursement (column 27)

Certified Correct:

 FILIPINA V. VELASQUEZ, CPA, MM
 OIC, Accounting Division
 Date: 2021-01-08 13:27:22.0

Recommending Approval:

 ROMEO ONG, MD, MHA
 Assistant Secretary of Health, OIC- AFMT
 Date:

Approved By:

 LEOPOLDO J. VEGA, MD, FPCS, FPATACSI, MBA-H
 Undersecretary of Health, OIC- AFMT
 Date: 2021-02-02 09:43:

MONTHLY REPORT OF DISBURSEMENTS
For the month of August 2020


Department : Department of Health (DOH)
 Agency/Entity : Office of the Secretary
 Operating Unit : Central Office
 Organization Code : 13 001 0100000
 Fund Cluster : 01 Regular Agency Fund


Particulars	Current Year Budget					Prior Year's Budget											Trust Liabilities					Grand Total					Remarks	
	PS	MOOE	FinEx	CO	TOTAL	Prior Year's Accounts Payable					Current Year's Accounts Payable						TOTAL	SUB-TOTAL	PS	MOOE	CO	TOTAL	PS	MOOE	FinEx	CO		TOTAL
						PS	MOOE	FinEx	CO	Sub-Total	PS	MOOE	FinEx	CO	Sub-Total	PS												
1	2	3	4	5	6=(2+3+4+5)	7	8	9	10	11=(7+8+9+10)	12	13	14	15	16=(12+13+14+15)	17=(11+16)	18=(6+17)	19	20	21	22=(19+20+21)	23	24	25	26	27=(23+24+25+26)	28	
CASH DISBURSEMENTS	134,373,669.66	154,025,738.43	0.00	408,580,000.00	696,979,408.09	15,786,000.00	38,363,486.60	0.00	0.00	54,149,486.60	17,298.09	971,385,163.02	0.00	0.00	971,402,461.11	1,025,551,947.71	1,722,531,355.80	0.00	0.00	0.00	0.00	150,176,967.75	1,163,774,388.05	0.00	408,580,000.00	1,722,531,355.80		
Notice of Cash Allocation (NCA)	134,373,669.66	154,025,738.43	0.00	408,580,000.00	696,979,408.09	15,786,000.00	38,363,486.60	0.00	0.00	54,149,486.60	17,298.09	971,385,163.02	0.00	0.00	971,402,461.11	1,025,551,947.71	1,722,531,355.80	0.00	0.00	0.00	0.00	150,176,967.75	1,163,774,388.05	0.00	408,580,000.00	1,722,531,355.80		
MDS Checks Issued	51,311,365.91	106,739,483.88	0.00	408,580,000.00	566,630,849.79	0.00	24,646,152.00	0.00	0.00	24,646,152.00	17,298.09	2,982,112.87	0.00	0.00	2,999,410.96	27,645,582.96	594,276,412.75	0.00	0.00	0.00	0.00	51,328,664.00	134,367,748.75	0.00	408,580,000.00	594,276,412.75		
Advice to Debt Account	83,062,303.75	47,286,254.55	0.00	0.00	130,348,558.30	15,786,000.00	13,717,334.60	0.00	0.00	29,503,334.60	0.00	968,403,050.15	0.00	0.00	968,403,050.15	997,906,384.75	1,128,254,943.05	0.00	0.00	0.00	0.00	98,848,303.75	1,029,406,639.30	0.00	0.00	1,128,254,943.05		
Notice of Transfer Allocations (NTA)	0.00	0.00	0.00	0.00	0.00	0.00	0.00	0.00	0.00	0.00	0.00	0.00	0.00	0.00	0.00	0.00	0.00	0.00	0.00	0.00	0.00	0.00	0.00	0.00	0.00	0.00	0.00	
MDS Checks Issued	0.00	0.00	0.00	0.00	0.00	0.00	0.00	0.00	0.00	0.00	0.00	0.00	0.00	0.00	0.00	0.00	0.00	0.00	0.00	0.00	0.00	0.00	0.00	0.00	0.00	0.00	0.00	
Advice to Debt Account	0.00	0.00	0.00	0.00	0.00	0.00	0.00	0.00	0.00	0.00	0.00	0.00	0.00	0.00	0.00	0.00	0.00	0.00	0.00	0.00	0.00	0.00	0.00	0.00	0.00	0.00	0.00	
Working Fund for FAPs	0.00	0.00	0.00	0.00	0.00	0.00	0.00	0.00	0.00	0.00	0.00	0.00	0.00	0.00	0.00	0.00	0.00	0.00	0.00	0.00	0.00	0.00	0.00	0.00	0.00	0.00	0.00	
Cash Disbursement Ceiling (CDC)	0.00	0.00	0.00	0.00	0.00	0.00	0.00	0.00	0.00	0.00	0.00	0.00	0.00	0.00	0.00	0.00	0.00	0.00	0.00	0.00	0.00	0.00	0.00	0.00	0.00	0.00	0.00	
TOTAL CASH DISBURSEMENTS	134,373,669.66	154,025,738.43	0.00	408,580,000.00	696,979,408.09	15,786,000.00	38,363,486.60	0.00	0.00	54,149,486.60	17,298.09	971,385,163.02	0.00	0.00	971,402,461.11	1,025,551,947.71	1,722,531,355.80	0.00	0.00	0.00	0.00	150,176,967.75	1,163,774,388.05	0.00	408,580,000.00	1,722,531,355.80		
NON-CASH DISBURSEMENTS	7,606,481.64	28,412,917.81	0.00	7,919,868.35	43,939,267.80	0.00	0.00	0.00	0.00	0.00	0.00	22,885,104.25	0.00	0.00	22,885,104.25	22,885,104.25	66,824,372.05	0.00	0.00	0.00	0.00	7,606,481.64	51,298,022.06	0.00	7,919,868.35	66,824,372.05		
Tax Remittance Advices Issued (TRA)	7,606,481.64	28,412,917.81	0.00	7,919,868.35	43,939,267.80	0.00	0.00	0.00	0.00	0.00	0.00	22,885,104.25	0.00	0.00	22,885,104.25	22,885,104.25	66,824,372.05	0.00	0.00	0.00	0.00	7,606,481.64	51,298,022.06	0.00	7,919,868.35	66,824,372.05		
Non-Cash Availment Authority (NCAA)	0.00	0.00	0.00	0.00	0.00	0.00	0.00	0.00	0.00	0.00	0.00	0.00	0.00	0.00	0.00	0.00	0.00	0.00	0.00	0.00	0.00	0.00	0.00	0.00	0.00	0.00		
Disbursements effected through outright deductions from claims (please specify)	0.00	0.00	0.00	0.00	0.00	0.00	0.00	0.00	0.00	0.00	0.00	0.00	0.00	0.00	0.00	0.00	0.00	0.00	0.00	0.00	0.00	0.00	0.00	0.00	0.00	0.00		
Overpayment of expenses(e.g. personnel benefits)	0.00	0.00	0.00	0.00	0.00	0.00	0.00	0.00	0.00	0.00	0.00	0.00	0.00	0.00	0.00	0.00	0.00	0.00	0.00	0.00	0.00	0.00	0.00	0.00	0.00	0.00		
Restitution for loss of government property	0.00	0.00	0.00	0.00	0.00	0.00	0.00	0.00	0.00	0.00	0.00	0.00	0.00	0.00	0.00	0.00	0.00	0.00	0.00	0.00	0.00	0.00	0.00	0.00	0.00	0.00		
Liquidated damages and similar claims	0.00	0.00	0.00	0.00	0.00	0.00	0.00	0.00	0.00	0.00	0.00	0.00	0.00	0.00	0.00	0.00	0.00	0.00	0.00	0.00	0.00	0.00	0.00	0.00	0.00	0.00		
Others (TEF, BTr-Documentary Stamp Tax, etc.)	0.00	0.00	0.00	0.00	0.00	0.00	0.00	0.00	0.00	0.00	0.00	0.00	0.00	0.00	0.00	0.00	0.00	0.00	0.00	0.00	0.00	0.00	0.00	0.00	0.00	0.00		
TOTAL NON-CASH DISBURSEMENTS	7,606,481.64	28,412,917.81	0.00	7,919,868.35	43,939,267.80	0.00	0.00	0.00	0.00	0.00	0.00	22,885,104.25	0.00	0.00	22,885,104.25	22,885,104.25	66,824,372.05	0.00	0.00	0.00	0.00	7,606,481.64	51,298,022.06	0.00	7,919,868.35	66,824,372.05		
GRAND TOTAL	141,980,151.30	182,438,656.24	0.00	416,499,868.35	740,918,675.89	15,786,000.00	38,363,486.60	0.00	0.00	54,149,486.60	17,298.09	994,270,267.27	0.00	0.00	994,287,565.36	1,048,437,051.96	1,789,355,727.85	0.00	0.00	0.00	0.00	157,783,449.39	1,215,072,410.11	0.00	416,499,868.35	1,789,355,727.85		


SUMMARY

Particulars	Previous Report	This Month	As at Date
(1)	(2)	(3)	(4)
Total Disbursement Authorities Received	76,059,475,004.62	66,824,372.05	76,126,299,376.67
NCA	75,732,876,937.00	0.00	75,732,876,937.00
NTA	0.00	0.00	0.00
Working Fund	0.00	0.00	0.00
TRA	326,598,067.62	66,824,372.05	393,422,439.67
CDC	0.00	0.00	0.00
NCAA	0.00	0.00	0.00
Less: Notice of Transfer of Allocations (NTA)* issued	14,950,218,131.53	815,118,208.40	15,765,336,339.93
Total Disbursement Authorities Available	61,109,256,873.09	(748,293,836.35)	60,360,963,036.74
Less:	0.00	0.00	0.00
Lapsed NCA	8,593,326,347.02	0.00	8,593,326,347.02
Disbursements	46,895,047,538.41	1,789,355,727.85	48,684,403,266.26
Less: Other Non-Cash Disbursements	0.00	0.00	0.00
Disbursements effected through outright deductions from claims	0.00	0.00	0.00
Overpayment of expenses(e.g. personnel benefits)	0.00	0.00	0.00
Restitution for loss of government property	0.00	0.00	0.00
Liquidated damages and similar claims	0.00	0.00	0.00
Others (e.g. TEF, BTr, Docs Stamp, etc.)	0.00	0.00	0.00
Add/Less: Adjustments (e.g. cancelled/stated checks)	0.00	0.00	0.00
Balance of Disbursement Authorities as at date	5,620,882,987.66	(2,537,649,564.20)	3,083,233,423.46
Total Disbursements Program	17,894,339,000.00	2,520,561,000.00	20,414,900,000.00
Less: Actual Disbursements	46,895,047,538.41	1,789,355,727.85	48,684,403,266.26
(Over)/Under spending	(29,000,708,538.41)	731,205,272.15	(28,269,503,266.26)

Notes: * The use of NTA is discouraged
 Notes: ** Amounts should tally with the grand total disbursement (column 27)

Certified Correct:

 FILIPINA V. VELASCO, CPA, MM
 OIC, Accounting Division
 Date: 2021-01-08 13:49:25.0

Recommending Approval:

 ROMEO ONG, MD, MHI
 Assistant Secretary of Health, OIC- AFMT
 Date:

Approved By:

 LEOPOLDO P. VEGA, MD, FPCS, FPATACSI, MBA-H
 Undersecretary of Health, OIC- AFMT
 Date: 2021-02-02 09:55:

MONTHLY REPORT OF DISBURSEMENTS
For the month of September 2020

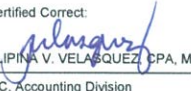
Department : Department of Health (DOH)
 Agency/Entity : Office of the Secretary
 Operating Unit : Central Office
 Organization Code : 13 001 0100000
 Fund Cluster : 01 Regular Agency Fund


Particulars	Current Year Budget					Prior Year's Budget											SUB-TOTAL	Trust Liabilities				Grand Total					Remarks		
	PS	MOOE	FinEx	CO	TOTAL	Prior Year's Accounts Payable					Current Year's Accounts Payable							PS	MOOE	CO	TOTAL	PS	MOOE	FinEx	CO	TOTAL			
						PS	MOOE	FinEx	CO	Sub-Total	PS	MOOE	FinEx	CO	Sub-Total	TOTAL													
1	2	3	4	5	6=(2+3+4+5)	7	8	9	10	11=(7+8+9+10)	12	13	14	15	16=(12+13+14+15)	17=(11+16)	18=(6+17)	19	20	21	22=(19+20+21)	23	24	25	26	27=(23+24+25+26)	28		
CASH DISBURSEMENTS	44,901,582.28	1,485,430,664.53	0.00	33,055,000.00	1,563,387,246.81	0.00	617,939,391.32	0.00	0.00	617,939,391.32	0.00	1,465,594,850.46	0.00	18,984,693.27	1,484,579,543.73	2,102,518,935.05	3,665,906,181.86	0.00	0.00	0.00	0.00	44,901,582.28	3,568,964,906.31	0.00	52,039,693.27	3,665,906,181.86			
Notice of Cash Allocation (NCA)	44,901,582.28	1,485,430,664.53	0.00	33,055,000.00	1,563,387,246.81	0.00	617,939,391.32	0.00	0.00	617,939,391.32	0.00	1,465,594,850.46	0.00	18,984,693.27	1,484,579,543.73	2,102,518,935.05	3,665,906,181.86	0.00	0.00	0.00	0.00	44,901,582.28	3,568,964,906.31	0.00	52,039,693.27	3,665,906,181.86			
MDS Checks Issued	44,012,696.46	278,881,090.78	0.00	33,055,000.00	355,948,787.24	0.00	595,573,223.07	0.00	0.00	595,573,223.07	0.00	142,066,151.31	0.00	4,840,192.02	146,906,343.33	742,479,566.40	1,098,428,353.64	0.00	0.00	0.00	0.00	44,012,696.46	1,016,520,465.16	0.00	37,895,192.02	1,098,428,353.64			
Advice to Debit Account	888,885.82	1,206,549,573.75	0.00	0.00	1,207,438,459.57	0.00	22,366,168.25	0.00	0.00	22,366,168.25	0.00	1,323,528,699.15	0.00	14,144,501.25	1,337,673,200.40	1,360,039,368.65	2,567,477,828.22	0.00	0.00	0.00	0.00	888,885.82	2,552,444,441.15	0.00	14,144,501.25	2,567,477,828.22			
Notice of Transfer Allocations (NTA)	0.00	0.00	0.00	0.00	0.00	0.00	0.00	0.00	0.00	0.00	0.00	0.00	0.00	0.00	0.00	0.00	0.00	0.00	0.00	0.00	0.00	0.00	0.00	0.00	0.00	0.00	0.00		
MDS Checks Issued	0.00	0.00	0.00	0.00	0.00	0.00	0.00	0.00	0.00	0.00	0.00	0.00	0.00	0.00	0.00	0.00	0.00	0.00	0.00	0.00	0.00	0.00	0.00	0.00	0.00	0.00	0.00	0.00	
Advice to Debit Account	0.00	0.00	0.00	0.00	0.00	0.00	0.00	0.00	0.00	0.00	0.00	0.00	0.00	0.00	0.00	0.00	0.00	0.00	0.00	0.00	0.00	0.00	0.00	0.00	0.00	0.00	0.00	0.00	
Working Fund for FAPs	0.00	0.00	0.00	0.00	0.00	0.00	0.00	0.00	0.00	0.00	0.00	0.00	0.00	0.00	0.00	0.00	0.00	0.00	0.00	0.00	0.00	0.00	0.00	0.00	0.00	0.00	0.00	0.00	
Cash Disbursement Ceiling (CDC)	0.00	0.00	0.00	0.00	0.00	0.00	0.00	0.00	0.00	0.00	0.00	0.00	0.00	0.00	0.00	0.00	0.00	0.00	0.00	0.00	0.00	0.00	0.00	0.00	0.00	0.00	0.00	0.00	
TOTAL CASH DISBURSEMENTS	44,901,582.28	1,485,430,664.53	0.00	33,055,000.00	1,563,387,246.81	0.00	617,939,391.32	0.00	0.00	617,939,391.32	0.00	1,465,594,850.46	0.00	18,984,693.27	1,484,579,543.73	2,102,518,935.05	3,665,906,181.86	0.00	0.00	0.00	0.00	44,901,582.28	3,568,964,906.31	0.00	52,039,693.27	3,665,906,181.86			
NON-CASH DISBURSEMENTS	6,896,442.23	107,985,094.56	0.00	3,545,714.28	118,427,251.07	0.00	0.00	0.00	0.00	0.00	0.00	33,137,403.63	0.00	0.00	33,137,403.63	33,137,403.63	151,564,654.70	0.00	0.00	0.00	0.00	6,896,442.23	141,122,498.19	0.00	3,545,714.28	151,564,654.70			
Tax Remittance Advices Issued (TRA)	6,896,442.23	107,985,094.56	0.00	3,545,714.28	118,427,251.07	0.00	0.00	0.00	0.00	0.00	0.00	33,137,403.63	0.00	0.00	33,137,403.63	33,137,403.63	151,564,654.70	0.00	0.00	0.00	0.00	6,896,442.23	141,122,498.19	0.00	3,545,714.28	151,564,654.70			
Non-Cash Availment Authority (NCAA)	0.00	0.00	0.00	0.00	0.00	0.00	0.00	0.00	0.00	0.00	0.00	0.00	0.00	0.00	0.00	0.00	0.00	0.00	0.00	0.00	0.00	0.00	0.00	0.00	0.00	0.00	0.00		
Disbursements effected through outright deductions from claims (please specify)	0.00	0.00	0.00	0.00	0.00	0.00	0.00	0.00	0.00	0.00	0.00	0.00	0.00	0.00	0.00	0.00	0.00	0.00	0.00	0.00	0.00	0.00	0.00	0.00	0.00	0.00	0.00		
Overpayment of expenses (e.g. personnel benefits)	0.00	0.00	0.00	0.00	0.00	0.00	0.00	0.00	0.00	0.00	0.00	0.00	0.00	0.00	0.00	0.00	0.00	0.00	0.00	0.00	0.00	0.00	0.00	0.00	0.00	0.00	0.00		
Restitution for loss of government property	0.00	0.00	0.00	0.00	0.00	0.00	0.00	0.00	0.00	0.00	0.00	0.00	0.00	0.00	0.00	0.00	0.00	0.00	0.00	0.00	0.00	0.00	0.00	0.00	0.00	0.00	0.00		
Liquidated damages and similar claims	0.00	0.00	0.00	0.00	0.00	0.00	0.00	0.00	0.00	0.00	0.00	0.00	0.00	0.00	0.00	0.00	0.00	0.00	0.00	0.00	0.00	0.00	0.00	0.00	0.00	0.00	0.00		
Others (TEF, BTr, Documentary Stamp Tax, etc.)	0.00	0.00	0.00	0.00	0.00	0.00	0.00	0.00	0.00	0.00	0.00	0.00	0.00	0.00	0.00	0.00	0.00	0.00	0.00	0.00	0.00	0.00	0.00	0.00	0.00	0.00	0.00		
TOTAL NON-CASH DISBURSEMENTS	6,896,442.23	107,985,094.56	0.00	3,545,714.28	118,427,251.07	0.00	0.00	0.00	0.00	0.00	0.00	33,137,403.63	0.00	0.00	33,137,403.63	33,137,403.63	151,564,654.70	0.00	0.00	0.00	0.00	6,896,442.23	141,122,498.19	0.00	3,545,714.28	151,564,654.70			
GRAND TOTAL	51,798,024.51	1,593,415,759.09	0.00	36,600,714.28	1,681,814,497.88	0.00	617,939,391.32	0.00	0.00	617,939,391.32	0.00	1,498,732,254.09	0.00	18,984,693.27	1,517,716,947.36	2,135,656,338.68	3,817,470,836.56	0.00	0.00	0.00	0.00	51,798,024.51	3,710,087,404.50	0.00	55,585,407.55	3,817,470,836.56			


SUMMARY

Particulars	Previous Report	This Month	As at Date
(1)	(2)	(3)	(4)
Total Disbursement Authorities Received	76,126,299,376.67	3,085,058,654.70	79,211,358,031.37
NCA	75,732,876,937.00	2,933,494,000.00	78,666,370,937.00
NTA	0.00	0.00	0.00
Working Fund	0.00	0.00	0.00
TRA	393,422,439.67	151,564,654.70	544,987,094.37
CDC	0.00	0.00	0.00
NCAA	0.00	0.00	0.00
Less: Notice of Transfer of Allocations (NTA)* issued	15,765,336,339.93	2,350,818,658.26	18,116,154,998.19
Total Disbursement Authorities Available	60,360,963,036.74	734,239,996.44	61,095,203,033.18
Less:	0.00	0.00	0.00
Lapsed NCA	8,593,326,347.02	2,583.34	8,593,328,930.36
Disbursements	48,684,403,266.26	3,817,470,836.56	52,501,874,102.82
Less: Other Non-Cash Disbursements	0.00	0.00	0.00
Disbursements effected through outright deductions from claims	0.00	0.00	0.00
Overpayment of expenses (e.g. personnel benefits)	0.00	0.00	0.00
Restitution for loss of government property	0.00	0.00	0.00
Liquidated damages and similar claims	0.00	0.00	0.00
Others (e.g. TEF, BTr, Docs Stamp, etc.)	0.00	0.00	0.00
Add/Less: Adjustments (e.g. cancelled/staled checks)	0.00	0.00	0.00
Balance of Disbursement Authorities as at date	3,083,233,423.46	(3,083,233,423.46)	0.00
Total Disbursements Program	20,414,900,000.00	2,227,653,000.00	22,642,553,000.00
Less: Actual Disbursements	48,684,403,266.26	3,817,470,836.56	52,501,874,102.82
(Over)/Under spending	(28,269,503,266.26)	(1,589,817,836.56)	(29,859,321,102.82)

Notes: * The use of NTA is discouraged
 Notes: ** Amounts should tally with the grand total disbursement (column 27)

Certified Correct:

 FILIPINA V. VELA-QUEZ, CPA, MM
 OIC, Accounting Division
 Date: 2021-01-08 13:55:57.0

Recommending Approval:

 ROMEO ONG, MD, MHA
 Assistant Secretary of Health, OIC- AFMT
 Date:

Approved By:

 LEOPOLDO J. VEGA, MD, FPCP, FPATACSI, MBA-H
 Undersecretary of Health, OIC- AFMT
 Date: 2021-02-02 10:05:

MONTHLY REPORT OF DISBURSEMENTS
For the month of October 2020


Department : Department of Health (DOH)
 Agency/Entity : Office of the Secretary
 Operating Unit : Central Office
 Organization Code : 13 001 0100000
 Fund Cluster : 01 Regular Agency Fund

Particulars	Current Year Budget					Prior Year's Budget											SUB-TOTAL	Trust Liabilities				Grand Total					Remarks	
	PS	MOOE	FinEx	CO	TOTAL	Prior Year's Accounts Payable					Current Year's Accounts Payable							TOTAL	PS	MOOE	CO	TOTAL	PS	MOOE	FinEx	CO		TOTAL
						PS	MOOE	FinEx	CO	Sub-Total	PS	MOOE	FinEx	CO	Sub-Total	PS												
1	2	3	4	5	6=(2+3+4+5)	7	8	9	10	11=(7+8+9+10)	12	13	14	15	16=(12+13+14+15)	17=(11+16)	18=(6+17)	19	20	21	22=(19+20+21)	23	24	25	26	27=(23+24+25+26)	28	
CASH DISBURSEMENTS	48,500,755.21	833,778,409.77	0.00	24,355,000.00	906,634,164.98	0.00	154,017,936.36	0.00	0.00	154,017,936.36	10,294,129.21	808,937,052.44	0.00	0.00	819,231,181.65	973,249,118.01	1,879,883,282.99	0.00	0.00	0.00	0.00	58,794,884.42	1,796,733,398.57	0.00	24,355,000.00	1,879,883,282.99		
Notice of Cash Allocation (NCA)	48,500,755.21	833,778,409.77	0.00	24,355,000.00	906,634,164.98	0.00	154,017,936.36	0.00	0.00	154,017,936.36	10,294,129.21	808,937,052.44	0.00	0.00	819,231,181.65	973,249,118.01	1,879,883,282.99	0.00	0.00	0.00	0.00	58,794,884.42	1,796,733,398.57	0.00	24,355,000.00	1,879,883,282.99		
MDS Checks Issued	46,924,582.04	283,141,870.88	0.00	24,355,000.00	354,421,452.92	0.00	4,922,153.20	0.00	0.00	4,922,153.20	10,294,129.21	157,652,080.54	0.00	0.00	167,946,209.75	172,868,362.95	527,289,815.87	0.00	0.00	0.00	0.00	57,218,711.25	445,716,104.82	0.00	24,355,000.00	527,289,815.87		
Advice to Debit Account	1,576,173.17	550,636,538.89	0.00	0.00	552,212,712.06	0.00	149,095,783.16	0.00	0.00	149,095,783.16	0.00	651,284,971.90	0.00	0.00	651,284,971.90	800,380,755.06	1,352,593,467.12	0.00	0.00	0.00	0.00	1,576,173.17	1,351,017,293.95	0.00	0.00	1,352,593,467.12		
Notice of Transfer Allocations (NTA)	0.00	0.00	0.00	0.00	0.00	0.00	0.00	0.00	0.00	0.00	0.00	0.00	0.00	0.00	0.00	0.00	0.00	0.00	0.00	0.00	0.00	0.00	0.00	0.00	0.00	0.00	0.00	
MDS Checks Issued	0.00	0.00	0.00	0.00	0.00	0.00	0.00	0.00	0.00	0.00	0.00	0.00	0.00	0.00	0.00	0.00	0.00	0.00	0.00	0.00	0.00	0.00	0.00	0.00	0.00	0.00	0.00	
Advice to Debit Account	0.00	0.00	0.00	0.00	0.00	0.00	0.00	0.00	0.00	0.00	0.00	0.00	0.00	0.00	0.00	0.00	0.00	0.00	0.00	0.00	0.00	0.00	0.00	0.00	0.00	0.00	0.00	
Working Fund for FAPs	0.00	0.00	0.00	0.00	0.00	0.00	0.00	0.00	0.00	0.00	0.00	0.00	0.00	0.00	0.00	0.00	0.00	0.00	0.00	0.00	0.00	0.00	0.00	0.00	0.00	0.00	0.00	
Cash Disbursement Ceiling (CDC)	0.00	0.00	0.00	0.00	0.00	0.00	0.00	0.00	0.00	0.00	0.00	0.00	0.00	0.00	0.00	0.00	0.00	0.00	0.00	0.00	0.00	0.00	0.00	0.00	0.00	0.00	0.00	
TOTAL CASH DISBURSEMENTS	48,500,755.21	833,778,409.77	0.00	24,355,000.00	906,634,164.98	0.00	154,017,936.36	0.00	0.00	154,017,936.36	10,294,129.21	808,937,052.44	0.00	0.00	819,231,181.65	973,249,118.01	1,879,883,282.99	0.00	0.00	0.00	0.00	58,794,884.42	1,796,733,398.57	0.00	24,355,000.00	1,879,883,282.99		
NON-CASH DISBURSEMENTS	7,074,183.41	72,078,292.15	0.00	3,184,564.23	82,337,039.79	0.00	0.00	0.00	0.00	0.00	6,014,725.18	0.00	0.00	6,014,725.18	6,014,725.18	88,351,764.97	0.00	0.00	0.00	0.00	7,074,183.41	78,093,017.33	0.00	3,184,564.23	88,351,764.97			
Tax Remittance Advices Issued (TRA)	7,074,183.41	72,078,292.15	0.00	3,184,564.23	82,337,039.79	0.00	0.00	0.00	0.00	0.00	6,014,725.18	0.00	0.00	6,014,725.18	6,014,725.18	88,351,764.97	0.00	0.00	0.00	0.00	7,074,183.41	78,093,017.33	0.00	3,184,564.23	88,351,764.97			
Non-Cash Availment Authority (NCAA)	0.00	0.00	0.00	0.00	0.00	0.00	0.00	0.00	0.00	0.00	0.00	0.00	0.00	0.00	0.00	0.00	0.00	0.00	0.00	0.00	0.00	0.00	0.00	0.00	0.00	0.00		
Disbursements effected through outright deductions from claims (please specify...)	0.00	0.00	0.00	0.00	0.00	0.00	0.00	0.00	0.00	0.00	0.00	0.00	0.00	0.00	0.00	0.00	0.00	0.00	0.00	0.00	0.00	0.00	0.00	0.00	0.00	0.00		
Overpayment of expenses (e.g. personnel benefits)	0.00	0.00	0.00	0.00	0.00	0.00	0.00	0.00	0.00	0.00	0.00	0.00	0.00	0.00	0.00	0.00	0.00	0.00	0.00	0.00	0.00	0.00	0.00	0.00	0.00	0.00		
Restitution for loss of government property	0.00	0.00	0.00	0.00	0.00	0.00	0.00	0.00	0.00	0.00	0.00	0.00	0.00	0.00	0.00	0.00	0.00	0.00	0.00	0.00	0.00	0.00	0.00	0.00	0.00	0.00		
Liquidated damages and similar claims	0.00	0.00	0.00	0.00	0.00	0.00	0.00	0.00	0.00	0.00	0.00	0.00	0.00	0.00	0.00	0.00	0.00	0.00	0.00	0.00	0.00	0.00	0.00	0.00	0.00	0.00		
Others (TEF, BTr, Documentary Stamp Tax, etc.)	0.00	0.00	0.00	0.00	0.00	0.00	0.00	0.00	0.00	0.00	0.00	0.00	0.00	0.00	0.00	0.00	0.00	0.00	0.00	0.00	0.00	0.00	0.00	0.00	0.00	0.00		
TOTAL NON-CASH DISBURSEMENTS	7,074,183.41	72,078,292.15	0.00	3,184,564.23	82,337,039.79	0.00	0.00	0.00	0.00	0.00	6,014,725.18	0.00	0.00	6,014,725.18	6,014,725.18	88,351,764.97	0.00	0.00	0.00	0.00	7,074,183.41	78,093,017.33	0.00	3,184,564.23	88,351,764.97			
GRAND TOTAL	55,574,938.62	905,856,701.92	0.00	27,539,564.23	988,971,204.77	0.00	154,017,936.36	0.00	0.00	154,017,936.36	10,294,129.21	814,951,777.62	0.00	0.00	825,245,906.83	979,263,843.19	1,968,235,047.96	0.00	0.00	0.00	0.00	65,869,067.83	1,874,826,415.90	0.00	27,539,564.23	1,968,235,047.96		

SUMMARY


Particulars	Previous Report	This Month	As at Date
(1)	(2)	(3)	(4)
Total Disbursement Authorities Received	79,211,358,031.37	33,368,815,523.97	112,580,173,555.34
NCA	78,666,370,937.00	33,280,463,759.00	111,946,834,696.00
NTA	0.00	0.00	0.00
Working Fund	0.00	0.00	0.00
TRA	544,987,094.37	88,351,764.97	633,338,859.34
CDC	0.00	0.00	0.00
NCAA	0.00	0.00	0.00
Less: Notice of Transfer of Allocations (NTA) issued	18,116,154,998.19	4,184,619,704.84	22,300,774,703.03
Total Disbursement Authorities Available	61,095,203,033.18	29,184,195,819.13	90,279,398,852.31
Less:	0.00	0.00	0.00
Lapsed NCA	8,593,328,930.36	0.00	8,593,328,930.36
Disbursements	52,501,874,102.82	1,968,235,047.96	54,470,109,150.78
Less: Other Non-Cash Disbursements	0.00	0.00	0.00
Disbursements effected through outright deductions from claims	0.00	0.00	0.00
Overpayment of expenses (e.g. personnel benefits)	0.00	0.00	0.00
Restitution for loss of government property	0.00	0.00	0.00
Liquidated damages and similar claims	0.00	0.00	0.00
Others (e.g. TEF, BTr, Docs Stamp, etc.)	0.00	0.00	0.00
Add/Less: Adjustments (e.g. cancelled/staled checks)	0.00	0.00	0.00
Balance of Disbursement Authorities as at date	0.00	27,215,960,771.17	27,215,960,771.17
Total Disbursements Program	22,642,553,000.00	6,508,175,000.00	29,150,728,000.00
Less: *Actual Disbursements	52,501,874,102.82	1,968,235,047.96	54,470,109,150.78
(Over)/Under spending	(29,859,321,102.82)	4,539,939,952.04	(25,319,381,150.78)

Notes: * The use of NTA is discouraged
 Notes: ** Amounts should tally with the grand total disbursement (column 27)

Certified Correct:

 FILIPPINA V. VELASCO, CPA, MM
 OIC, Accounting Division
 Date: 2021-01-08 14:02:24.0

Recommending Approval:

 ROMEO ONG, MD, MPH
 OIC, Assistant Secretary, AFMT
 Date:

Approved By:

 LEOPOLDO J. VEGA, MD, FRCS, FPATACSI, MBA-H
 Underscretary of Health, OIC, AFMT
 Date: 2021-02-02 10:11:

MONTHLY REPORT OF DISBURSEMENTS
For the month of November 2020


Department : Department of Health (DOH)
 Agency/Entity : Office of the Secretary
 Operating Unit : Central Office
 Organization Code : 13 001 0100000
 Fund Cluster : 01 Regular Agency Fund


Particulars	Current Year Budget					Prior Year's Budget											SUB-TOTAL	Trust Liabilities				Grand Total					Remarks	
	PS	MOOE	FinEx	CO	TOTAL	Prior Year's Accounts Payable					Current Year's Accounts Payable							PS	MOOE	CO	TOTAL	PS	MOOE	FinEx	CO	TOTAL		
						PS	MOOE	FinEx	CO	Sub-Total	PS	MOOE	FinEx	CO	Sub-Total	TOTAL												
1	2	3	4	5	6=(2+3+4+5)	7	8	9	10	11=(7+8+9+10)	12	13	14	15	16=(12+13+14+15)	17=(11+16)	18=(6+17)	19	20	21	22=(19+20+21)	23	24	25	26	27=(23+24+25+26)	28	
CASH DISBURSEMENTS	449,064,080.59	653,079,835.13	0.00	125,104,035.29	1,227,847,951.01	0.00	34,538,228.18	0.00	2,085,426.43	36,623,654.61	0.00	367,019,513.17	0.00	16,532,887.24	383,552,400.41	420,176,055.02	1,648,024,006.03	0.00	0.00	0.00	0.00	449,064,080.59	1,054,637,576.48	0.00	143,722,348.96	1,648,024,006.03		
Notice of Cash Allocation (NCA)	449,064,080.59	653,079,835.13	0.00	125,104,035.29	1,227,847,951.01	0.00	34,538,228.18	0.00	2,085,426.43	36,623,654.61	0.00	367,019,513.17	0.00	16,532,887.24	383,552,400.41	420,176,055.02	1,648,024,006.03	0.00	0.00	0.00	0.00	449,064,080.59	1,054,637,576.48	0.00	143,722,348.96	1,648,024,006.03		
MDS Checks Issued	125,597,531.73	139,896,591.24	0.00	125,104,035.29	390,598,158.26	0.00	21,531,258.20	0.00	0.00	21,531,258.20	0.00	15,254,111.81	0.00	0.00	15,254,111.81	36,785,370.01	427,383,528.27	0.00	0.00	0.00	0.00	125,597,531.73	176,681,961.25	0.00	125,104,035.29	427,383,528.27		
Advice to Debt Account	324,066,548.86	513,183,243.89	0.00	0.00	837,249,792.75	0.00	13,008,969.98	0.00	2,085,426.43	15,092,396.41	0.00	351,765,401.36	0.00	16,532,887.24	368,298,288.60	383,390,685.01	1,220,640,477.76	0.00	0.00	0.00	0.00	324,066,548.86	877,955,615.23	0.00	18,618,313.67	1,220,640,477.76		
Notice of Transfer Allocations (NTA)	0.00	0.00	0.00	0.00	0.00	0.00	0.00	0.00	0.00	0.00	0.00	0.00	0.00	0.00	0.00	0.00	0.00	0.00	0.00	0.00	0.00	0.00	0.00	0.00	0.00	0.00	0.00	0.00
MDS Checks Issued	0.00	0.00	0.00	0.00	0.00	0.00	0.00	0.00	0.00	0.00	0.00	0.00	0.00	0.00	0.00	0.00	0.00	0.00	0.00	0.00	0.00	0.00	0.00	0.00	0.00	0.00	0.00	0.00
Advice to Debt Account	0.00	0.00	0.00	0.00	0.00	0.00	0.00	0.00	0.00	0.00	0.00	0.00	0.00	0.00	0.00	0.00	0.00	0.00	0.00	0.00	0.00	0.00	0.00	0.00	0.00	0.00	0.00	0.00
Working Fund for FAPs	0.00	0.00	0.00	0.00	0.00	0.00	0.00	0.00	0.00	0.00	0.00	0.00	0.00	0.00	0.00	0.00	0.00	0.00	0.00	0.00	0.00	0.00	0.00	0.00	0.00	0.00	0.00	0.00
Cash Disbursement Ceiling (CDC)	0.00	0.00	0.00	0.00	0.00	0.00	0.00	0.00	0.00	0.00	0.00	0.00	0.00	0.00	0.00	0.00	0.00	0.00	0.00	0.00	0.00	0.00	0.00	0.00	0.00	0.00	0.00	0.00
TOTAL CASH DISBURSEMENTS	449,064,080.59	653,079,835.13	0.00	125,104,035.29	1,227,847,951.01	0.00	34,538,228.18	0.00	2,085,426.43	36,623,654.61	0.00	367,019,513.17	0.00	16,532,887.24	383,552,400.41	420,176,055.02	1,648,024,006.03	0.00	0.00	0.00	0.00	449,064,080.59	1,054,637,576.48	0.00	143,722,348.96	1,648,024,006.03		
NON-CASH DISBURSEMENTS	8,927,368.39	50,868,617.71	0.00	160,692.85	59,956,678.95	0.00	0.00	0.00	0.00	0.00	0.00	1,088,348.10	0.00	0.00	1,088,348.10	1,088,348.10	61,045,027.05	0.00	0.00	0.00	0.00	8,927,368.39	51,956,965.81	0.00	160,692.85	61,045,027.05		
Tax Remittance Advices Issued (TRA)	8,927,368.39	50,868,617.71	0.00	160,692.85	59,956,678.95	0.00	0.00	0.00	0.00	0.00	0.00	1,088,348.10	0.00	0.00	1,088,348.10	1,088,348.10	61,045,027.05	0.00	0.00	0.00	0.00	8,927,368.39	51,956,965.81	0.00	160,692.85	61,045,027.05		
Non-Cash Availment Authority (NCAA)	0.00	0.00	0.00	0.00	0.00	0.00	0.00	0.00	0.00	0.00	0.00	0.00	0.00	0.00	0.00	0.00	0.00	0.00	0.00	0.00	0.00	0.00	0.00	0.00	0.00	0.00	0.00	0.00
Disbursements effected through outright deductions from claims (please specify)	0.00	0.00	0.00	0.00	0.00	0.00	0.00	0.00	0.00	0.00	0.00	0.00	0.00	0.00	0.00	0.00	0.00	0.00	0.00	0.00	0.00	0.00	0.00	0.00	0.00	0.00	0.00	0.00
Overpayment of expenses(e.g. personnel benefits)	0.00	0.00	0.00	0.00	0.00	0.00	0.00	0.00	0.00	0.00	0.00	0.00	0.00	0.00	0.00	0.00	0.00	0.00	0.00	0.00	0.00	0.00	0.00	0.00	0.00	0.00	0.00	0.00
Restitution for loss of government property	0.00	0.00	0.00	0.00	0.00	0.00	0.00	0.00	0.00	0.00	0.00	0.00	0.00	0.00	0.00	0.00	0.00	0.00	0.00	0.00	0.00	0.00	0.00	0.00	0.00	0.00	0.00	0.00
Liquidated damages and similar claims	0.00	0.00	0.00	0.00	0.00	0.00	0.00	0.00	0.00	0.00	0.00	0.00	0.00	0.00	0.00	0.00	0.00	0.00	0.00	0.00	0.00	0.00	0.00	0.00	0.00	0.00	0.00	0.00
Others (TEF, BTr-Documentary Stamp Tax, etc.)	0.00	0.00	0.00	0.00	0.00	0.00	0.00	0.00	0.00	0.00	0.00	0.00	0.00	0.00	0.00	0.00	0.00	0.00	0.00	0.00	0.00	0.00	0.00	0.00	0.00	0.00	0.00	0.00
TOTAL NON-CASH DISBURSEMENTS	8,927,368.39	50,868,617.71	0.00	160,692.85	59,956,678.95	0.00	0.00	0.00	0.00	0.00	0.00	1,088,348.10	0.00	0.00	1,088,348.10	1,088,348.10	61,045,027.05	0.00	0.00	0.00	0.00	8,927,368.39	51,956,965.81	0.00	160,692.85	61,045,027.05		
GRAND TOTAL	458,591,448.98	703,948,452.84	0.00	125,264,728.14	1,287,804,629.96	0.00	34,538,228.18	0.00	2,085,426.43	36,623,654.61	0.00	368,107,861.27	0.00	16,532,887.24	384,640,748.51	421,264,403.12	1,709,069,033.08	0.00	0.00	0.00	0.00	458,591,448.98	1,106,594,542.29	0.00	143,883,041.81	1,709,069,033.08		


SUMMARY

Particulars	Previous Report	This Month	As at Date
(1)	(2)	(3)	(4)
Total Disbursement Authorities Received	112,580,173,555.34	61,067,692.57	112,641,241,247.91
NCA	111,946,834,696.00	22,665.52	111,946,857,361.52
NTA	0.00	0.00	0.00
Working Fund	0.00	0.00	0.00
TRA	633,338,859.34	61,045,027.05	694,383,886.39
CDC	0.00	0.00	0.00
NCAA	0.00	0.00	0.00
Less: Notice of Transfer of Allocations (NTA)* issued	22,300,774,703.03	6,081,946,757.68	28,382,721,460.71
Total Disbursement Authorities Available	90,279,398,852.31	(6,020,879,065.11)	84,258,519,787.20
Less:	0.00	0.00	0.00
Lapsed NCA	8,593,328,930.36	0.00	8,593,328,930.36
Disbursements	54,470,109,150.78	1,709,069,033.08	56,179,178,183.86
Less: Other Non-Cash Disbursements	0.00	0.00	0.00
Disbursements effected through outright deductions from claims	0.00	0.00	0.00
Overpayment of expenses(e.g. personnel benefits)	0.00	0.00	0.00
Restitution for loss of government property	0.00	0.00	0.00
Liquidated damages and similar claims	0.00	0.00	0.00
Others (e.g. TEF, BTr, Docs Stamp, etc.)	0.00	0.00	0.00
Add/Less: Adjustments (e.g. cancelled/stated checks)	0.00	0.00	0.00
Balance of Disbursement Authorities as at date	27,215,960,771.17	(7,729,948,098.19)	19,486,012,672.98
Total Disbursements Program	29,150,728,000.00	3,727,653,000.00	32,878,381,000.00
Less: *Actual Disbursements	54,470,109,150.78	1,709,069,033.08	56,179,178,183.86
(Over)/Under spending	(25,319,381,150.78)	2,018,583,966.92	(23,300,797,183.86)

Notes: * The use of NTA is discouraged
 Notes: ** Amounts should tally with the grand total disbursement (column 27).

Certified Correct:

 FILIPINA V. VELASCO, CPA, MM
 OIC, Accounting Division
 Date: 2021-02-02 10:25:26.0

Recommending Approv:

 ROMEO OCHOA, MD, MH
 Assistant Secretary, OCS, OIC- AFMT
 Date: 2021-02-02 10:28:00.0

Approved By:

 LEOPOLDO L. YEBO, MD, FPAS, FPATACSI, MBA-H
 Underscretary of Health, OCS, OIC- AFMT
 Date: 2021-02-02 10:28:00.0

MONTHLY REPORT OF DISBURSEMENTS
For the month of December 2020


Department : Department of Health (DOH)
 Agency/Entity : Office of the Secretary
 Operating Unit : Central Office
 Organization Code : 13 001 0100000
 Fund Cluster : 01 Regular Agency Fund

Particulars	Current Year Budget					Prior Year's Budget										Trust Liabilities				Grand Total					Remarks			
	PS	MOOE	FinEx	CO	TOTAL	Prior Year's Accounts Payable					Current Year's Accounts Payable					TOTAL	SUB-TOTAL	PS	MOOE	CO	TOTAL	PS	MOOE	FinEx		CO	TOTAL	
						PS	MOOE	FinEx	CO	Sub-Total	PS	MOOE	FinEx	CO	Sub-Total													19
1	2	3	4	5	6=(2+3+4+5)	7	8	9	10	11=(7+8+9+10)	12	13	14	15	16=(12+13+14+15)	17=(11+16)	18=(6+17)	19	20	21	22=(19+20+21)	23	24	25	26	27=(23+24+25+26)	28	
CASH DISBURSEMENTS	241,430,132.05	6,683,643,288.81	0.00	245,791,360.00	7,170,864,780.86	0.00	368,996,613.90	0.00	0.00	368,996,613.90	0.00	180,276,928.96	0.00	0.00	180,276,928.96	549,273,542.86	7,720,138,323.72	0.00	0.00	0.00	0.00	241,430,132.05	7,232,916,831.67	0.00	245,791,360.00	7,720,138,323.72		
Notice of Cash Allocation (NCA)	241,430,132.05	6,683,643,288.81	0.00	245,791,360.00	7,170,864,780.86	0.00	368,996,613.90	0.00	0.00	368,996,613.90	0.00	180,276,928.96	0.00	0.00	180,276,928.96	549,273,542.86	7,720,138,323.72	0.00	0.00	0.00	0.00	241,430,132.05	7,232,916,831.67	0.00	245,791,360.00	7,720,138,323.72		
MDS Checks Issued	77,526,241.30	4,348,155,141.91	0.00	245,791,360.00	4,871,472,743.21	0.00	313,210,226.17	0.00	0.00	313,210,226.17	0.00	2,570,106.72	0.00	0.00	2,570,106.72	315,780,332.89	4,987,253,076.10	0.00	0.00	0.00	0.00	77,526,241.30	4,663,935,474.80	0.00	245,791,360.00	4,987,253,076.10		
Advice to Debit Account	163,903,890.75	2,335,488,146.90	0.00	0.00	2,499,392,037.65	0.00	55,786,387.73	0.00	0.00	55,786,387.73	0.00	177,706,822.24	0.00	0.00	177,706,822.24	233,493,209.97	2,732,885,247.62	0.00	0.00	0.00	0.00	163,903,890.75	2,568,981,356.87	0.00	0.00	2,732,885,247.62		
Notice of Transfer Allocations (NTA)	0.00	0.00	0.00	0.00	0.00	0.00	0.00	0.00	0.00	0.00	0.00	0.00	0.00	0.00	0.00	0.00	0.00	0.00	0.00	0.00	0.00	0.00	0.00	0.00	0.00	0.00		
MDS Checks Issued	0.00	0.00	0.00	0.00	0.00	0.00	0.00	0.00	0.00	0.00	0.00	0.00	0.00	0.00	0.00	0.00	0.00	0.00	0.00	0.00	0.00	0.00	0.00	0.00	0.00	0.00	0.00	
Advice to Debit Account	0.00	0.00	0.00	0.00	0.00	0.00	0.00	0.00	0.00	0.00	0.00	0.00	0.00	0.00	0.00	0.00	0.00	0.00	0.00	0.00	0.00	0.00	0.00	0.00	0.00	0.00	0.00	
Working Fund for FAPs	0.00	0.00	0.00	0.00	0.00	0.00	0.00	0.00	0.00	0.00	0.00	0.00	0.00	0.00	0.00	0.00	0.00	0.00	0.00	0.00	0.00	0.00	0.00	0.00	0.00	0.00	0.00	
Cash Disbursement Ceiling (CDC)	0.00	0.00	0.00	0.00	0.00	0.00	0.00	0.00	0.00	0.00	0.00	0.00	0.00	0.00	0.00	0.00	0.00	0.00	0.00	0.00	0.00	0.00	0.00	0.00	0.00	0.00	0.00	
TOTAL CASH DISBURSEMENTS	241,430,132.05	6,683,643,288.81	0.00	245,791,360.00	7,170,864,780.86	0.00	368,996,613.90	0.00	0.00	368,996,613.90	0.00	180,276,928.96	0.00	0.00	180,276,928.96	549,273,542.86	7,720,138,323.72	0.00	0.00	0.00	0.00	241,430,132.05	7,232,916,831.67	0.00	245,791,360.00	7,720,138,323.72		
NON-CASH DISBURSEMENTS	12,235,391.10	107,533,743.80	0.00	26,010,396.39	145,779,531.29	0.00	0.00	0.00	0.00	0.00	0.00	8,292,598.72	0.00	0.00	8,292,598.72	8,292,598.72	154,072,130.01	0.00	0.00	0.00	0.00	12,235,391.10	115,826,342.52	0.00	26,010,396.39	154,072,130.01		
Tax Remittance Advices Issued (TRA)	12,235,391.10	107,533,743.80	0.00	26,010,396.39	145,779,531.29	0.00	0.00	0.00	0.00	0.00	0.00	8,292,598.72	0.00	0.00	8,292,598.72	8,292,598.72	154,072,130.01	0.00	0.00	0.00	0.00	12,235,391.10	115,826,342.52	0.00	26,010,396.39	154,072,130.01		
Non-Cash Availment Authority (NCAA)	0.00	0.00	0.00	0.00	0.00	0.00	0.00	0.00	0.00	0.00	0.00	0.00	0.00	0.00	0.00	0.00	0.00	0.00	0.00	0.00	0.00	0.00	0.00	0.00	0.00	0.00	0.00	
Disbursements effected through outright deductions from claims (please specify)	0.00	0.00	0.00	0.00	0.00	0.00	0.00	0.00	0.00	0.00	0.00	0.00	0.00	0.00	0.00	0.00	0.00	0.00	0.00	0.00	0.00	0.00	0.00	0.00	0.00	0.00	0.00	
Overpayment of expenses (e.g. personnel benefits)	0.00	0.00	0.00	0.00	0.00	0.00	0.00	0.00	0.00	0.00	0.00	0.00	0.00	0.00	0.00	0.00	0.00	0.00	0.00	0.00	0.00	0.00	0.00	0.00	0.00	0.00	0.00	
Restitution for loss of government property	0.00	0.00	0.00	0.00	0.00	0.00	0.00	0.00	0.00	0.00	0.00	0.00	0.00	0.00	0.00	0.00	0.00	0.00	0.00	0.00	0.00	0.00	0.00	0.00	0.00	0.00	0.00	
Liquidated damages and similar claims	0.00	0.00	0.00	0.00	0.00	0.00	0.00	0.00	0.00	0.00	0.00	0.00	0.00	0.00	0.00	0.00	0.00	0.00	0.00	0.00	0.00	0.00	0.00	0.00	0.00	0.00	0.00	
Others (e.g. TEF, BTR, Documentary Stamp Tax, etc.)	0.00	0.00	0.00	0.00	0.00	0.00	0.00	0.00	0.00	0.00	0.00	0.00	0.00	0.00	0.00	0.00	0.00	0.00	0.00	0.00	0.00	0.00	0.00	0.00	0.00	0.00	0.00	
TOTAL NON-CASH DISBURSEMENTS	12,235,391.10	107,533,743.80	0.00	26,010,396.39	145,779,531.29	0.00	0.00	0.00	0.00	0.00	0.00	8,292,598.72	0.00	0.00	8,292,598.72	8,292,598.72	154,072,130.01	0.00	0.00	0.00	0.00	12,235,391.10	115,826,342.52	0.00	26,010,396.39	154,072,130.01		
GRAND TOTAL	253,665,523.15	6,791,177,032.61	0.00	271,801,756.39	7,316,644,312.15	0.00	368,996,613.90	0.00	0.00	368,996,613.90	0.00	188,569,527.68	0.00	0.00	188,569,527.68	557,566,141.58	7,874,210,453.73	0.00	0.00	0.00	0.00	253,665,523.15	7,348,743,174.19	0.00	271,801,756.39	7,874,210,453.73		

SUMMARY


Particulars (1)	Previous Report (2)	This Month (3)	As at Date (4)
Total Disbursement Authorities Received	112,641,241,247.91	897,054,526.04	113,538,295,773.95
NCA	111,946,857,361.52	742,982,396.03	112,689,839,757.55
NTA	0.00	0.00	0.00
Working Fund	0.00	0.00	0.00
TRA	694,383,886.39	154,072,130.01	848,456,016.40
CDC	0.00	0.00	0.00
NCAA	0.00	0.00	0.00
Less: Notice of Transfer of Allocations (NTA) issued	28,392,721,460.71	11,984,310,663.52	40,377,032,124.23
Total Disbursement Authorities Available	84,258,519,787.20	(11,087,256,137.48)	73,171,263,649.72
Less:	0.00	0.00	0.00
Lapsed NCA	8,593,328,930.36	524,457,430.08	9,117,786,369.44
Disbursements	56,179,178,183.86	7,874,210,453.73	64,053,388,637.59
Less: Other Non-Cash Disbursements	0.00	0.00	0.00
Disbursements effected through outright deductions from claims	0.00	0.00	0.00
Overpayment of expenses (e.g. personnel benefits)	0.00	0.00	0.00
Restitution for loss of government property	0.00	0.00	0.00
Liquidated damages and similar claims	0.00	0.00	0.00
Others (e.g. TEF, BTR, Docs Stamp, etc.)	0.00	0.00	0.00
Add/Less: Adjustments (e.g. cancelled/stated checks)	0.00	(88,642.69)	(88,642.69)
Balance of Disbursement Authorities as at date	19,486,012,672.98	(19,486,012,672.98)	0.00
Total Disbursements Program	32,878,381,000.00	3,639,129,000.00	36,517,510,000.00
Less: Actual Disbursements	56,179,178,183.86	7,874,210,453.73	64,053,388,637.59
(Over)/Under spending	(23,300,797,183.86)	(4,235,081,453.73)	(27,535,878,637.59)

Notes: * The use of NTA is discouraged
 Notes: ** Amounts should tally with the grand total disbursement (column 27)

Certified Correct:

 FILIPINO V. VELASQUEZ, CPA, MM
 OIC, Accounting Division
 Date: 2021-02-02 11:39:26.0

Recommending Approval:

 ROMEO B. VEGA, MD, MHA
 Assistant Secretary of Health, OIC- AFMT
 Date:

Approved By:

 LEOPOLDO J. VEGA, MD, FPOS, FPATACSI, MBA-H
 Undersecretary of Health, OIC- AFMT
 Date: 2021-02-02 11:43: