

MONTHLY REPORT OF DISBURSEMENTS
For the month of December 2020


Department : Department of Health (DOH)
Agency/Entity : Office of the Secretary
Operating Unit : Central Office
Organization Code : 13 001 0100000
Fund Cluster : 01 Regular Agency Fund



Particulars	Current Year Budget					Prior Year's Budget					Current Year's Accounts Payable					SUB-TOTAL	Trust Liabilities				Grand Total					Remarks		
	PS	MOOE	FinEx	CO	TOTAL	PS	MOOE	FinEx	CO	Sub-Total	PS	MOOE	FinEx	CO	Sub-Total		TOTAL	PS	MOOE	CO	TOTAL	PS	MOOE	FinEx	CO		TOTAL	
	1	2	3	4	5	6=(2+3+4+5)	7	8	9	10	11=(7+8+9+10)	12	13	14	15		16=(12+13+14+15)	17=(11+16)	18=(6+17)	19	20	21	22=(19+20+21)	23	24		25	26
CASH DISBURSEMENTS	241,376,857.88	6,683,643,288.81	0.00	245,791,360.00	7,170,811,506.69	0.00	368,996,613.90	0.00	0.00	368,996,613.90	0.00	180,276,928.96	0.00	0.00	180,276,928.96	549,273,542.86	7,720,085,049.55	0.00	0.00	0.00	0.00	241,376,857.88	7,232,916,831.67	0.00	245,791,360.00	7,720,085,049.55		
Notice of Cash Allocation (NCA)	241,376,857.88	6,683,643,288.81	0.00	245,791,360.00	7,170,811,506.69	0.00	368,996,613.90	0.00	0.00	368,996,613.90	0.00	180,276,928.96	0.00	0.00	180,276,928.96	549,273,542.86	7,720,085,049.55	0.00	0.00	0.00	0.00	241,376,857.88	7,232,916,831.67	0.00	245,791,360.00	7,720,085,049.55		
MDS Checks Issued	77,472,967.13	4,348,155,141.91	0.00	245,791,360.00	4,671,419,469.04	0.00	313,210,226.17	0.00	0.00	313,210,226.17	0.00	2,570,106.72	0.00	0.00	2,570,106.72	315,780,332.89	4,987,199,801.93	0.00	0.00	0.00	0.00	77,472,967.13	4,663,935,474.80	0.00	245,791,360.00	4,987,199,801.93		
Advice to Debit Account	163,903,890.75	2,335,488,146.90	0.00	0.00	2,499,392,037.65	0.00	55,786,387.73	0.00	0.00	55,786,387.73	0.00	177,706,822.24	0.00	0.00	177,706,822.24	233,493,209.97	2,732,885,247.62	0.00	0.00	0.00	0.00	163,903,890.75	2,568,981,356.87	0.00	0.00	2,732,885,247.62		
Notice of Transfer Allocations (NTA)	0.00	0.00	0.00	0.00	0.00	0.00	0.00	0.00	0.00	0.00	0.00	0.00	0.00	0.00	0.00	0.00	0.00	0.00	0.00	0.00	0.00	0.00	0.00	0.00	0.00	0.00	0.00	
MDS Checks Issued	0.00	0.00	0.00	0.00	0.00	0.00	0.00	0.00	0.00	0.00	0.00	0.00	0.00	0.00	0.00	0.00	0.00	0.00	0.00	0.00	0.00	0.00	0.00	0.00	0.00	0.00	0.00	
Advice to Debit Account	0.00	0.00	0.00	0.00	0.00	0.00	0.00	0.00	0.00	0.00	0.00	0.00	0.00	0.00	0.00	0.00	0.00	0.00	0.00	0.00	0.00	0.00	0.00	0.00	0.00	0.00	0.00	
Working Fund for FAPs	0.00	0.00	0.00	0.00	0.00	0.00	0.00	0.00	0.00	0.00	0.00	0.00	0.00	0.00	0.00	0.00	0.00	0.00	0.00	0.00	0.00	0.00	0.00	0.00	0.00	0.00	0.00	
Cash Disbursement Ceiling (CDC)	0.00	0.00	0.00	0.00	0.00	0.00	0.00	0.00	0.00	0.00	0.00	0.00	0.00	0.00	0.00	0.00	0.00	0.00	0.00	0.00	0.00	0.00	0.00	0.00	0.00	0.00	0.00	
TOTAL CASH DISBURSEMENTS	241,376,857.88	6,683,643,288.81	0.00	245,791,360.00	7,170,811,506.69	0.00	368,996,613.90	0.00	0.00	368,996,613.90	0.00	180,276,928.96	0.00	0.00	180,276,928.96	549,273,542.86	7,720,085,049.55	0.00	0.00	0.00	0.00	241,376,857.88	7,232,916,831.67	0.00	245,791,360.00	7,720,085,049.55		
NON-CASH DISBURSEMENTS	12,235,391.10	107,533,743.80	0.00	26,010,396.39	145,779,531.29	0.00	0.00	0.00	0.00	0.00	0.00	8,292,598.72	0.00	0.00	8,292,598.72	8,292,598.72	154,072,130.01	0.00	0.00	0.00	0.00	12,235,391.10	115,826,342.52	0.00	26,010,396.39	154,072,130.01		
Tax Remittance Advices Issued (TRA)	12,235,391.10	107,533,743.80	0.00	26,010,396.39	145,779,531.29	0.00	0.00	0.00	0.00	0.00	0.00	8,292,598.72	0.00	0.00	8,292,598.72	8,292,598.72	154,072,130.01	0.00	0.00	0.00	0.00	12,235,391.10	115,826,342.52	0.00	26,010,396.39	154,072,130.01		
Non-Cash Availment Authority (NCAA)	0.00	0.00	0.00	0.00	0.00	0.00	0.00	0.00	0.00	0.00	0.00	0.00	0.00	0.00	0.00	0.00	0.00	0.00	0.00	0.00	0.00	0.00	0.00	0.00	0.00	0.00		
Disbursements effected through outright deductions from claims (please specify)	0.00	0.00	0.00	0.00	0.00	0.00	0.00	0.00	0.00	0.00	0.00	0.00	0.00	0.00	0.00	0.00	0.00	0.00	0.00	0.00	0.00	0.00	0.00	0.00	0.00	0.00	0.00	
Overpayment of expenses(e.g. personnel benefits)	0.00	0.00	0.00	0.00	0.00	0.00	0.00	0.00	0.00	0.00	0.00	0.00	0.00	0.00	0.00	0.00	0.00	0.00	0.00	0.00	0.00	0.00	0.00	0.00	0.00	0.00	0.00	
Restitution for loss of government property	0.00	0.00	0.00	0.00	0.00	0.00	0.00	0.00	0.00	0.00	0.00	0.00	0.00	0.00	0.00	0.00	0.00	0.00	0.00	0.00	0.00	0.00	0.00	0.00	0.00	0.00	0.00	
Liquidated damages and similar claims	0.00	0.00	0.00	0.00	0.00	0.00	0.00	0.00	0.00	0.00	0.00	0.00	0.00	0.00	0.00	0.00	0.00	0.00	0.00	0.00	0.00	0.00	0.00	0.00	0.00	0.00	0.00	
Others (TEF, BTr, Documentary Stamp Tax, etc.)	0.00	0.00	0.00	0.00	0.00	0.00	0.00	0.00	0.00	0.00	0.00	0.00	0.00	0.00	0.00	0.00	0.00	0.00	0.00	0.00	0.00	0.00	0.00	0.00	0.00	0.00	0.00	
TOTAL NON-CASH DISBURSEMENTS	12,235,391.10	107,533,743.80	0.00	26,010,396.39	145,779,531.29	0.00	0.00	0.00	0.00	0.00	0.00	8,292,598.72	0.00	0.00	8,292,598.72	8,292,598.72	154,072,130.01	0.00	0.00	0.00	0.00	12,235,391.10	115,826,342.52	0.00	26,010,396.39	154,072,130.01		
GRAND TOTAL	253,612,248.98	6,791,177,032.61	0.00	271,801,756.39	7,316,591,037.98	0.00	368,996,613.90	0.00	0.00	368,996,613.90	0.00	188,569,527.68	0.00	0.00	188,569,527.68	557,566,141.58	7,874,157,179.56	0.00	0.00	0.00	0.00	253,612,248.98	7,348,743,174.19	0.00	271,801,756.39	7,874,157,179.56		


SUMMARY

Particulars	Previous Report (2)	This Month (3)	As at Date (4)
Total Disbursement Authorities Received	112,641,241,247.91	537,872,130.01	113,179,113,377.92
NCA	111,946,857,361.52	383,800,000.00	112,330,657,361.52
NTA	0.00	0.00	0.00
Working Fund	0.00	0.00	0.00
TRA	694,383,886.39	154,072,130.01	848,456,016.40
CDC	0.00	0.00	0.00
NCAA	0.00	0.00	0.00
Less: Notice of Transfer of Allocations (NTA)* issued	28,382,721,460.71	11,984,311,663.52	40,367,033,124.23
Total Disbursement Authorities Available	84,258,519,787.20	(11,446,439,533.51)	72,812,080,253.69
Less:	0.00	0.00	0.00
Lapsed NCA	8,593,328,930.36	165,415,959.91	8,758,744,890.27
Disbursements	56,179,178,183.86	7,874,157,179.56	64,053,335,363.42
Less: Other Non-Cash Disbursements	0.00	0.00	0.00
Disbursements effected through outright deductions from claims	0.00	0.00	0.00
Overpayment of expenses(e.g. personnel benefits)	0.00	0.00	0.00
Restitution for loss of government property	0.00	0.00	0.00
Liquidated damages and similar claims	0.00	0.00	0.00
Others (e.g. TEF, BTr, Docs Stamp, etc.)	0.00	0.00	0.00
Add/Less: Adjustments (e.g. cancelled/staled checks)	0.00	0.00	0.00
Balance of Disbursement Authorities as at date	19,486,012,672.98	(19,486,012,672.98)	0.00
Total Disbursements Program	32,878,381,000.00	3,639,129,000.00	36,517,510,000.00
Less: *Actual Disbursements	56,179,178,183.86	7,874,157,179.56	64,053,335,363.42
(Over)/Under spending	(23,300,797,183.86)	(4,235,028,179.56)	(27,535,825,363.42)

Notes: * The use of NTA is discouraged
Notes: ** Amounts should tally with the grand total disbursement (column 27)

Certified Correct,

FILIPINA V. VELASQUEZ, CPA, MM
OIC, Accounting Division
Date: 2021-01-08 16:30:52.0

Recommending Approval/

ROMEO ONG, MD, MHA
Assistant Secretary of Health, OIC- AFMT
Date: 

Approved By:

LEOPOLDO J. VEGA, MD, FPCC, FPATACSI, MBA-H
Underscretary of Health, OIC- AFMT
Date: 2021-01-08 16:49: