

List of Allotments and Sub-Allotments
As of the quarter ending December 31, 2022


Department: Department of Health (DOH)
Agency: Office of the Secretary
Operating Unit: Central Office
Organization Code (UACS): 13001000000
Fund Cluster: 01 - Regular Agency Fund, 04 - Special Accounts/ Foreign Assisted, 03- Locally Funded/Grants Fund

Current Year Appropriations
Continuing Appropriations
Supplemental Appropriations

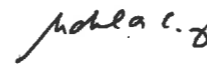
Table with 17 columns: No., Allotments / Sub-Allotments received from DBM, Sub-Allotment to Regions/Operating Units, Total Allotments / Net of Sub-allotments. Rows include various budget items like 'COMPREHENSIVE RELEASE RA 1163', 'SARO-BMB-B-22-000516', etc.

No.	Allotments /		Funding Source		Allotments / Sub-Allotments received from COs / ROs				Sub-Allotment to Regions/Operating Units				Total Allotments / Net of Sub-allotments				
	Number	Date	Description	UACS Code	PS	MOOE	CO	Total	PS	MOOE	CO	Total	PS	MOOE	CO	Total	
	2	3	4	5	6	7	8	9=(6+7+8)	10	11	12	13=(10+11+12)	14 = (6+10)	15 = (7+11)	16 = (8 + 12)	17=(14+15+16)	
A. Allotments received from DBM																	
B. Sub-Allotments Received from Operating Units																	
1			Retirement and Life Premiums	01104102	71,451,266.13			71,451,266.13	(71,442,639.73)			(71,442,639.73)	8,626.40	-	-	8,626.40	
2			Specific Budgets of National Government Agencies	01101101	243,940,584.67			243,940,584.67	(230,577,690.49)			(230,577,690.49)	13,362,894.18	-	-	13,362,894.18	
3								-	-			-	-	-	-	-	
4								-	-			-	-	-	-	-	
5								-	-			-	-	-	-	-	
					39,664,535,378.80	77,364,258,667.00	25,961,349,531.00	142,990,143,576.80	(37,531,021,196.28)	(45,495,331,472.10)	(22,957,628,808.03)	(105,983,981,476.41)	2,133,514,182.52	31,868,927,194.90	3,003,720,722.97	37,006,162,100.39	
Summary by Funding Source Code:					39,664,535,378.80	77,364,258,667.00	25,961,349,531.00	142,990,143,576.80	(37,531,021,196.28)	(45,495,331,472.10)	(22,957,628,808.03)	(105,983,981,476.41)	2,133,514,182.52	31,868,927,194.90	3,003,720,722.97	37,006,162,100.39	
Specific Budgets of National Government Agencies					01101101	30,896,530,810.67	61,217,212,774.00	24,474,850,000.00	116,588,593,584.67	(28,934,511,398.83)	(32,772,172,359.69)	(22,947,414,236.03)	(84,654,097,994.55)	1,962,019,411.84	28,445,040,414.31	1,527,435,763.97	31,934,495,590.12
Miscellaneous Personnel Benefits Fund					01101406	954,666,734.00	2,176,000.00	-	956,842,734.00	(954,560,509.79)	(2,085,000.00)	-	(956,645,509.79)	106,224.21	91,000.00	-	197,224.21
Franchise Tax					03104347	-	-	-	-	-	-	-	-	-	-	-	-
Retirement and Life Premiums					01104102	1,340,076,606.13	-	-	1,340,076,606.13	(1,215,500,990.79)	-	-	(1,215,500,990.79)	124,575,615.34	-	-	124,575,615.34
Customs duties and taxes					01104105	-	178,710,120.00	-	178,710,120.00	-	-	-	-	178,710,120.00	-	-	178,710,120.00
Support to Foreign-Assisted Projects					01105428	-	2,036,658,186.00	643,400,959.00	2,680,059,145.00	-	-	-	-	2,036,658,186.00	643,400,959.00	2,680,059,145.00	
Asian Development Bank					04104152	-	8,256,687.00	10,214,572.00	18,471,259.00	-	(8,256,687.00)	(10,214,572.00)	(18,471,259.00)	-	-	-	-
Pension and Gratuity Fund					01101407	389,122,828.00	-	-	389,122,828.00	(388,865,424.19)	-	-	(388,865,424.19)	257,403.81	-	-	257,403.81
Unprogrammed Appropriations-Compensation and Other Benefits for COVID-19 Workers in Health Facilities					01105489	4,706,910,000.00	13,170,116,900.00	-	17,877,026,900.00	(4,694,676,218.75)	(12,712,817,425.41)	-	(17,407,493,644.16)	12,233,781.25	457,299,474.59	-	469,533,255.84
International Bank for Reconstruction and Development (IBRD)					01101163	-	221,739,000.00	805,000,000.00	1,026,739,000.00	-	-	-	-	221,739,000.00	805,000,000.00	1,026,739,000.00	
Foreign Assisted Projects Fund, International Bank for Reconstruction					02101163	-	492,516,000.00	-	492,516,000.00	-	-	-	-	492,516,000.00	-	492,516,000.00	
Asian Development Bank					01101152	-	36,873,000.00	27,884,000.00	64,757,000.00	-	-	-	-	36,873,000.00	27,884,000.00	64,757,000.00	
Unprogrammed Appropriations-For Payment of Personnel Services					01105462	1,377,228,400.00	-	-	1,377,228,400.00	(1,342,906,653.93)	-	-	(1,342,906,653.93)	34,321,746.07	-	-	34,321,746.07

Certified Correct:


ANGELINA B. CASTRO
ADMINISTRATIVE OFFICER V

Recommending Approval :


MARICEL C. DELA CRUZ, CPA, MM
OIC-BUDGET DIVISION

Approved By:



ROWENA C. LORA, CPA, MM, CESE
DIRECTOR IV
FINANCIAL AND MANAGEMENT SERVICE


List of Allotments and Sub-Allotments
As of the quarter ending December 31, 2022

Department: Department of Health (DOH)
Agency: Office of the Secretary
Operating Unit: Central Office
Organization Code (UACS): 130010000000
Fund Cluster: 01 - Regular Agency Fund, 04 - Special Accounts/ Foreign Assisted, 03- Locally Funded/Grants Fund

Current Year Appropriations
 Continuing Appropriations
 Supplemental Appropriations

No.	Allotments / Sub-		Funding Source Description	UACS Code	Allotments / Sub-Allotments received from COs / ROs				Sub-Allotment to Regions/Operating Units				Total Allotments / Net of Sub-allotments			
	Number	Date			PS	MOOE	CO	Total	PS	MOOE	CO	Total	PS	MOOE	CO	Total
1	2	3	4	5	6	7	8	9=(6+7+8)	10	11	12	13=(10+11+12)	14 = (6+10)	15 = (7+11)	16 = (8 + 12)	17=(14+15+16)
A. Allotments received from DBM																
1	Forwarded Balance	03-Jan-22	Specific Budgets of National Government Agencies	01102101	-	3,920,616,409.05	68,773,522.60	3,989,389,931.65	-	(3,549,097,803.38)	(47,634,956.40)	(3,596,732,759.78)	-	371,518,605.67	21,138,566.20	392,657,171.87
2	Forwarded Balance	03-Jan-22	Contingent Fund	01102402	-	525,968,654.92	50,000,000.00	575,968,654.92	-	(563,882,056.32)	(50,000,000.00)	(613,882,056.32)	-	(37,913,401.40)	-	(37,913,401.40)
3	Forwarded Balance	03-Jan-22	Asian Development Bank	01102152	-	70,917,234.10	-	70,917,234.10	-	-	-	-	-	70,917,234.10	-	70,917,234.10
4	Forwarded Balance	03-Jan-22	International Bank for Reconstruction and Development (IBRD)	01102163	-	143,174,257.19	153,948,223.45	297,122,480.64	-	-	-	-	-	143,174,257.19	153,948,223.45	297,122,480.64
5	Adjustments per NORSAs		Asian Development Bank	01102152	-	104,109.22	-	104,109.22	-	-	-	-	-	104,109.22	-	104,109.22
6	Adjustments per NORSAs		International Bank for Reconstruction and Development (IBRD)	01102163	-	6,069,114.49	-	6,069,114.49	-	-	-	-	-	6,069,114.49	-	6,069,114.49
7	Adjustments per NORSAs		Specific Budgets of National Government Agencies	01102101	-	367,065,001.65	50,000,000.00	417,065,001.65	-	-	-	-	-	367,065,001.65	50,000,000.00	417,065,001.65
8	Adjustments per NORSAs		Contingent Fund	01102402	-	49,909,674.13	-	49,909,674.13	-	-	-	-	-	49,909,674.13	-	49,909,674.13
9	SARO-BMB-B-22-0000196	20-Jan-22	Contingent Fund	01102402	-	1,185,116,935.00	-	1,185,116,935.00	-	(1,183,963,987.84)	-	(1,183,963,987.84)	-	1,152,947.16	-	1,152,947.16
10	SARO-BMB-B-22-0008296	13-Sep-22	Asian Development Bank	01102152	-	(64,917,235.00)	64,917,235.00	-	-	-	-	-	-	(64,917,235.00)	64,917,235.00	-
11					-	-	-	-	-	-	-	-	-	-	-	-
12					-	-	-	-	-	-	-	-	-	-	-	-
13					-	-	-	-	-	-	-	-	-	-	-	-
14					-	-	-	-	-	-	-	-	-	-	-	-
15					-	-	-	-	-	-	-	-	-	-	-	-
Total Allotments					-	6,204,024,154.75	387,638,981.05	6,591,663,135.80	-	(5,296,943,847.54)	(97,634,956.40)	(5,394,578,803.94)	-	907,080,307.21	290,004,024.65	1,197,084,331.86
Summary by Funding Source Code:																
			Specific Budgets of National Government Agencies	01102101	-	6,204,024,154.75	387,638,981.05	6,591,663,135.80	-	(5,296,943,847.54)	(97,634,956.40)	(5,394,578,803.94)	-	907,080,307.21	290,004,024.65	1,197,084,331.86
			Contingent Fund	01102402	-	4,287,681,410.70	118,773,522.60	4,406,454,933.30	-	(3,549,097,803.38)	(47,634,956.40)	(3,596,732,759.78)	-	738,583,607.32	71,138,566.20	809,722,173.52
			International Bank for Reconstruction and Development (IBRD)	01102163	-	1,760,995,264.05	50,000,000.00	1,810,995,264.05	-	(1,747,846,044.16)	(50,000,000.00)	(1,797,846,044.16)	-	13,149,219.89	-	13,149,219.89
			Asian Development Bank	01102152	-	149,243,371.68	153,948,223.45	303,191,595.13	-	-	-	-	-	149,243,371.68	153,948,223.45	303,191,595.13
					-	6,104,108.32	64,917,235.00	71,021,343.32	-	-	-	-	-	6,104,108.32	64,917,235.00	71,021,343.32
					-	-	-	-	-	-	-	-	-	-	-	-
					-	-	-	-	-	-	-	-	-	-	-	-
					-	-	-	-	-	-	-	-	-	-	-	-
					-	-	-	-	-	-	-	-	-	-	-	-
					-	-	-	-	-	-	-	-	-	-	-	-
					-	-	-	-	-	-	-	-	-	-	-	-
					-	-	-	-	-	-	-	-	-	-	-	-

Certified Correct:

ANGELINA B. CASTRO
ADMINISTRATIVE OFFICER V

Recommending Approval :

MARICEL C. DELA CRUZ, CPA, MM
OIC-BUDGET DIVISION

Approved By:

ROWENA C. LORA, CPA, MM, CESE
DIRECTOR IV
FINANCIAL AND MANAGEMENT SERVICE