

SUMMARY OF APPROPRIATIONS, ALLOTMENTS, OBLIGATIONS, DISBURSEMENTS AND BALANCES BY OBJECT OF EXPENDITURES

As of the Quarter Ending September 30, 2018

Department: HEALTH
 Agency: CENTRAL OFFICE
 Operating Unit:
 Organization Code (UACS): 13001000000

Current Year Appropriations

Fund Cluster: 01 - Regular Agency Fund, 04 - Special
 Accounts/ Foreign Assisted, 03- Locally Funded/Grants Fund

PARTICULARS	UACS CODE	APPROPRIATION				ALLOTMENTS						OBLIGATION				
		Authorized Appropriation	Adjustments (Transfer To/From Realignment)		Adjusted Appropriations	Allotments Received	Adjustments (Withdrawal, Realignment)	(Transfer to)	Transfer from	Adjusted Total Allotments	1st Qtr ending March 31	2nd Qtr ending June 30	3rd Qtr ending September 30	4th Qtr ending	TOTAL	
			Outside Dept.	Within Dept.												12.00

SUMMARY

A. Agency Specific Budget		38,884,558,000.00	-	7,143,183,974.26	31,741,374,025.74	30,562,366,812.00	0.00	7,143,183,974.26	-	23,419,182,837.74	762,872,423.04	2,095,452,793.03	8,927,270,433.87	-	11,785,595,649.94
Personnel Services		8,969,988,000.00	-	314,072,034.21	8,655,915,965.79	847,975,907.00	0.00	314,072,034.21	-	533,903,872.79	130,836,342.97	163,774,512.42	126,591,715.18	-	421,202,570.57
Basic Salary- Civilian	50101010 01	334,779,000.00	-	12,695,406.99	322,083,593.01	334,779,000.00	12,695,406.99	-	-	322,083,593.01	86,639,842.09	86,773,826.59	84,180,968.50	-	257,594,637.18
Salaries and Wages - Casual/ Contractual	50101020 00	329,312,000.00	-	305,688,045.42	23,623,954.58	336,014,728.00	88,877,844.42	216,810,201.00	-	30,326,682.58	6,454,636.84	6,438,317.62	6,685,426.93	-	19,578,381.39
PERA-Civilian	50102010 01	14,796,000.00	-	116,717.33	14,679,282.67	15,514,545.00	6,344,725.34	6,461,442.67	-	15,397,827.67	4,125,915.28	4,107,602.23	4,092,670.61	-	12,326,188.12
Representation Allowance (RA)	50102020 00	6,006,000.00	-	526,600.00	6,532,600.00	6,190,000.00	7,075,200.00	6,548,600.00	-	6,716,600.00	1,998,200.00	1,995,450.00	2,036,388.40	-	6,030,038.40
Transportation Allowance (TA)	50102030 01	5,334,000.00	-	347,383.08	4,986,616.92	5,944,909.00	263,525.92	610,909.00	-	5,597,525.92	1,708,608.03	1,562,775.06	1,278,189.22	-	4,549,572.31
Clothing/Uniform Allowance- Civilian	50102040 01	3,085,000.00	-	1,252,909.00	4,337,909.00	3,146,091.00	3,042,000.00	1,789,091.00	-	4,399,000.00	3,842,000.00	78,000.00	153,000.00	-	4,073,000.00
Subsistence Allowance- Magna Carta Benefits for P	50102050 03	9,599,000.00	-	1,876,975.00	7,722,025.00	9,749,000.00	1,435,575.00	3,312,550.00	-	7,872,025.00	1,936,328.56	1,962,675.00	2,000,750.00	-	5,899,753.56
Laundry Allowance- Magna Carta Benefits for Publ	50102060 04	1,919,000.00	-	2,346,816.00	427,816.00	3,832,316.00	450.00	2,347,266.00	-	1,485,500.00	301,537.00	305,418.82	303,687.00	-	910,642.82
Quarters Allowance- Magna Carta Benefits for Publ	50102070 04	-	-	-	-	-	-	-	-	-	-	-	-	-	-
Productivity Incentive Allowance- Civilian	50102080 01	-	-	-	-	-	-	-	-	-	-	-	-	-	-
Overseas Allowance-Civilian	50102090 01	-	-	-	-	-	-	-	-	-	-	-	-	-	-
Honoraria- Civilian	50102100 01	88,000.00	-	-	88,000.00	88,000.00	-	-	-	88,000.00	-	-	-	-	-
HP- Magna Carta Benefits for Public Health Work	50102110 05	1,841,120,000.00	-	3,234,706.57	1,844,354,706.57	38,969,640.00	24,899,968.47	21,665,261.90	-	42,204,346.57	13,977,154.23	14,154,602.08	14,072,590.26	-	42,204,346.57
Longevity Pay- Magna Carta Benefits for Public Hea	50102120 04	24,142,000.00	-	6,623.50	24,148,623.50	24,142,000.00	6,623.50	-	-	24,148,623.50	7,517,688.94	7,626,668.33	7,598,235.40	-	22,742,592.67
Overtime Pay	50102130 01	-	-	711,542.64	711,542.64	-	711,542.64	-	-	711,542.64	224,550.13	254,737.81	232,254.70	-	711,542.64
Night-shift Differential Pay	50102130 02	35,000.00	-	-	35,000.00	35,000.00	-	-	-	35,000.00	-	-	-	-	-
Bonus- Civilian	50102140 01	27,898,000.00	-	12,010,942.83	15,887,057.17	28,048,000.00	9,688,963.17	21,699,906.00	-	16,037,057.17	-	-	-	-	-
Cash Gift- Civilian	50102150 01	3,085,000.00	-	564,850.00	2,520,150.00	3,649,850.00	1,415,750.00	1,980,600.00	-	3,085,000.00	-	-	-	-	-
Anniversary Bonus - Civilian	50102990 38	-	-	6,138,000.00	6,138,000.00	-	7,958,000.00	1,820,000.00	-	6,138,000.00	-	5,554,000.00	584,000.00	-	6,138,000.00
Collective Negotiation Agreement	50102990 11	-	-	-	-	-	-	-	-	-	-	-	-	-	-
Mid year Bonus - Civilian	50102990 36	27,898,000.00	-	7,204,827.01	35,102,827.01	27,898,000.00	7,204,827.01	-	-	35,102,827.01	-	30,668,503.00	-	-	30,668,503.00
Productivity Enhancement Incentive- Civilian	50102990 12	3,085,000.00	-	-	3,085,000.00	3,085,000.00	1,440,000.00	1,440,000.00	-	3,085,000.00	-	-	-	-	-
Performance Based Bonus- Civilian	50102990 14	-	-	-	-	-	-	-	-	-	-	-	-	-	-
Retirement and Life Insurance Premiums	50103010 00	-	-	2,148,507.43	2,148,507.43	-	27,396,586.07	25,248,078.64	-	2,148,507.43	799,699.07	812,532.56	536,275.80	-	2,148,507.43
Pag-ibig- Civilian	50103020 01	740,000.00	-	5,441.69	734,558.31	775,800.00	319,658.31	325,100.00	-	770,358.31	206,060.51	143,657.83	203,400.00	-	553,118.34
Philhealth- Civilian	50103030 01	2,430,000.00	-	92,226.10	2,522,226.10	2,527,228.00	1,780,154.10	1,687,928.00	-	2,619,454.10	624,754.84	992,900.33	599,190.48	-	2,216,845.65
ECIP- Civilian	50103040 01	740,000.00	-	254,601.88	994,601.88	775,800.00	579,701.88	325,100.00	-	1,030,401.88	201,900.00	208,500.00	462,501.88	-	872,901.88
Pension Benefits- Civilian	50104010 01	-	-	-	-	-	-	-	-	-	-	-	-	-	-
Retirement and Graduity- Civilian	50104020 01	298,852,000.00	-	-	298,852,000.00	-	-	-	-	-	-	-	-	-	-
Terminal Leave Benefits- Civilian	50104030 01	205,774,000.00	-	-	205,774,000.00	1,974,000.00	-	-	-	1,974,000.00	277,467.45	129,345.16	1,567,186.00	-	1,973,998.61
Loyalty Award - Civilian	50104990 15	-	-	10,000.00	10,000.00	-	10,000.00	-	-	10,000.00	-	5,000.00	5,000.00	-	10,000.00
Lump-sum for Creation of New Positions- Civilian	50104990 01	-	-	-	-	-	-	-	-	-	-	-	-	-	-
Lump-sum for Reclassification of Positions	50104990 03	-	-	-	-	-	-	-	-	-	-	-	-	-	-
Lump-sum for Equivalent Record Form	50104990 04	-	-	-	-	-	-	-	-	-	-	-	-	-	-
Lump-sum for Compensation Adjustment	50104990 06	-	-	-	-	-	-	-	-	-	-	-	-	-	-
Lump-sum for Filling of Positions	50104990 07	5,828,434,000.00	-	-	5,828,434,000.00	-	-	-	-	-	-	-	-	-	-
Lump-sum for NBC No. 308	50104990 08	-	-	-	-	-	-	-	-	-	-	-	-	-	-
Lump-sum for Personnel Services	50104990 09	-	-	-	-	-	-	-	-	-	-	-	-	-	-
Lump-sum for Step Increments- Length of Service	50104990 10	837,000.00	-	-	837,000.00	837,000.00	-	-	-	837,000.00	-	-	-	-	-
Lump-sum for Step Increments- Meritous performan	50104990 11	-	-	-	-	-	-	-	-	-	-	-	-	-	-
Other Lump-sum	50104990 12	-	-	-	-	-	-	-	-	-	-	-	-	-	-
Other Personnel Benefits	50104990 99	-	-	-	-	-	-	-	-	-	-	-	-	-	-
Maintenance and Other Operating Expenses		25,715,236,000.00	-	6,292,491,940.05	19,422,744,059.95	25,665,236,000.00	0.00	6,292,491,940.05	-	19,372,744,059.95	469,023,921.60	1,725,764,460.61	7,305,069,642.61	-	9,499,858,024.82
Travel Expenses-Local	5020101000	72,692,000.00	-	10,276,959.29	62,415,040.71	72,692,000.00	10,276,959.29	-	-	62,415,040.71	7,500,498.44	9,618,968.16	12,651,860.58	-	29,771,327.18
Travel Expenses-Foreign	5020102000	22,399,000.00	-	251,131.63	22,147,868.37	22,399,000.00	251,131.63	-	-	22,147,868.37	2,286,357.02	2,715,084.17	3,733,760.72	-	8,735,201.91
Training Expenses	5020201002	346,569,000.00	-	26,868,548.09	319,700,451.91	346,569,000.00	26,868,548.09	-	-	319,700,451.91	14,467,314.98	38,606,181.29	50,511,805.50	-	103,585,301.77
Scholarship Grants/ Expenses	5020202000	470,767,000.00	-	366,321,386.78	104,445,613.22	470,767,000.00	366,321,386.78	-	-	104,445,613.22	8,980,056.35	11,658,685.81	23,975,547.20	-	44,614,289.36
Office Supplies Expenses	5020301002	20,153,000.00	-	2,963,195.55	17,189,804.45	20,153,000.00	2,963,195.55	-	-	17,189,804.45	1,241,173.00	7,613,631.43	3,348,046.27	-	12,202,850.70
Accountable Forms Expenses	5020302000	-	-	26,800.00	26,800.00	-	26,800.00	-	-	26,800.00	7,200.00	3,200.00	16,400.00	-	26,800.00

SUMMARY OF APPROPRIATIONS, ALLOTMENTS, OBLIGATIONS, DISBURSEMENTS AND BALANCES BY OBJECT OF EXPENDITURES

As of the Quarter Ending September 30, 2018

Department: HEALTH
 Agency: CENTRAL OFFICE
 Operating Unit
 Organization Code (UACS): 13001000000

Current Year Appropriations

Fund Cluster: 01 - Regular Agency Fund, 04 - Special
 Accounts/ Foreign Assisted, 03- Locally Funded/Grants Fund

PARTICULARS	UACS CODE	APPROPRIATION				ALLOTMENTS						OBLIGATION				
		Authorized Appropriation	Adjustments (Transfer from/ Reallignment)		Adjusted Appropriations	Allotments Received	Adjustments (Withdrawal, Realignment)	(Transfer to)	Transfer from	Adjusted Total Allotments	1st Qtr ending March 31	2nd Qtr ending June 30	3rd Qtr ending September 30	4th Qtr ending	TOTAL	
			Outside Dept.	Within Dept.												7.00
1.00	2	3.00	4.00	5.00	6=(3+4+5)	7.00	8.00	9.00	10.00	11=(7+8+9+10)	12.00	12.00	12.00	12.00	16=(12+13+14+15)	
Non-accountable Forms Expenses	5020303000	-	-	-	-	-	-	-	-	-	-	-	-	-	-	
Animal/Zoological Supplies Expenses	5020304000	-	-	-	-	-	-	-	-	-	-	-	-	-	-	
Food Supplies Expenses	5020305000	31,938,000.00	-	29,960,020.96	1,977,979.04	31,938,000.00	29,960,020.96	-	-	1,977,979.04	11,850.00	-	-	-	11,850.00	
Welfare Goods Expenses	5020306000	-	-	-	-	-	-	-	-	-	-	-	-	-	-	
Drugs and Medicines Expenses	5020307000	12,631,267,000.00	-	353,862,095.42	12,277,404,904.58	12,581,267,000.00	353,862,095.42	-	-	12,227,404,904.58	3,009,477.70	579,837,178.07	5,913,569,855.70	-	6,496,416,511.47	
Medical, Dental and Laboratory Supplies Expenses	5020308000	1,312,288,000.00	-	19,383,199.00	1,292,904,801.00	1,312,288,000.00	19,383,199.00	-	-	1,292,904,801.00	2,687,500.00	68,325,145.92	279,937,547.00	-	350,950,192.92	
Fuel, Oil and Lubricants Expenses	5020309000	1,805,000.00	-	2,322,120.37	4,127,120.37	1,805,000.00	2,322,120.37	-	-	4,127,120.37	760,545.70	748,853.89	2,220,777.28	-	3,730,176.87	
Agricultural Supplies Expenses	5020310000	-	-	-	-	-	-	-	-	-	-	-	-	-	-	
Textbooks and Instructional Materials Expenses	5020311001	1,383,000.00	-	1,109,120.00	273,880.00	1,383,000.00	1,109,120.00	-	-	273,880.00	-	-	-	-	-	
Semi-Expendable - Machinery	5020321001	-	-	600.00	600.00	-	600.00	-	-	600.00	-	-	600.00	-	600.00	
Semi-Expendable - Office Equipment	5020321002	623,000.00	-	70,498.80	693,498.80	623,000.00	70,498.80	-	-	693,498.80	4,700.00	-	92,798.80	-	97,498.80	
Semi-Expendable - Information and Communication	5020321003	108,384,000.00	-	40,693,716.40	67,690,283.60	108,384,000.00	40,693,716.40	-	-	67,690,283.60	1,125.00	1,060.00	37,059,054.00	-	37,061,239.00	
Semi-Expendable - Agricultural and Forestry Equipm	5020321004	-	-	-	-	-	-	-	-	-	-	-	-	-	-	
Semi-Expendable - Marine and Fishery Equipment	5020321005	-	-	-	-	-	-	-	-	-	-	-	-	-	-	
Semi-Expendable - Airport Equipment	5020321006	-	-	-	-	-	-	-	-	-	-	-	-	-	-	
Semi-Expendable - Communication Equipment	5020321007	150,000.00	-	-	150,000.00	150,000.00	-	-	-	150,000.00	-	-	-	-	-	
Semi-Expendable - Disaster Response and Rescue E	5020321008	-	-	-	-	-	-	-	-	-	-	-	-	-	-	
Semi-Expendable - Military, Police and Security Eq	5020321009	-	-	-	-	-	-	-	-	-	-	-	-	-	-	
Semi-Expendable - Medical Equipment	5020321010	-	-	391,875.00	391,875.00	-	391,875.00	-	-	391,875.00	-	391,875.00	-	-	391,875.00	
Semi-Expendable - Printing Equipment	5020321011	-	-	-	-	-	-	-	-	-	-	-	-	-	-	
Semi-Expendable Machinery and Equipment Expens	5020321000	-	-	-	-	-	-	-	-	-	-	-	-	-	-	
Semi-Expendable - Sports Equipment	5020321012	-	-	-	-	-	-	-	-	-	-	-	-	-	-	
Semi-Expendable - Technical and Scientific Equipm	5020321013	-	-	-	-	-	-	-	-	-	-	-	-	-	-	
Semi-Expendable - Other Machinery and Equipment	5020321099	340,000.00	-	8,256,900.00	8,596,900.00	340,000.00	8,256,900.00	-	-	8,596,900.00	22,888.08	10,798.00	8,259,027.83	-	8,292,713.91	
Semi-Expendable - Furniture and Fixtures	5020322001	5,000.00	-	1,361,307.75	1,366,307.75	5,000.00	1,361,307.75	-	-	1,366,307.75	3,071.00	163,106.50	1,195,130.25	-	1,361,307.75	
Semi-Expendable - Books	5020322002	-	-	720,777.00	720,777.00	-	720,777.00	-	-	720,777.00	397,617.00	-	211,960.00	-	609,577.00	
Semi-Expendable Furniture, Fixtures and Books Exp	5020322000	-	-	-	-	-	-	-	-	-	-	-	-	-	-	
Other Supplies and Materials Expenses	5020399000	1,223,253,000.00	-	88,601,950.97	1,134,651,049.03	1,223,253,000.00	88,601,950.97	-	-	1,134,651,049.03	6,019,533.92	96,336,371.95	394,625,105.17	-	496,981,011.04	
Water Expenses	5020401000	7,344,000.00	-	400,000.00	6,944,000.00	7,344,000.00	400,000.00	-	-	6,944,000.00	1,339,853.01	2,015,560.62	2,195,033.11	-	5,550,446.74	
Electricity Expenses	5020402000	28,823,000.00	-	4,860,057.09	33,683,057.09	28,823,000.00	4,860,057.09	-	-	33,683,057.09	8,614,938.11	11,634,803.16	11,842,315.82	-	32,092,057.09	
Gas/Heating Expenses	5020403000	-	-	-	-	-	-	-	-	-	-	-	-	-	-	
Postage and Courier Services	5020501000	1,936,000.00	-	6,610.00	1,942,610.00	1,936,000.00	6,610.00	-	-	1,942,610.00	71,435.00	215,322.00	60,351.00	-	347,108.00	
Telephone- Mobile	5020502001	4,956,000.00	-	1,971,175.06	6,927,175.06	4,956,000.00	1,971,175.06	-	-	6,927,175.06	2,130,428.62	2,044,607.17	2,206,785.38	-	6,381,821.17	
Telephone- Landline	5020502002	8,397,000.00	-	521,771.32	8,918,771.32	8,397,000.00	521,771.32	-	-	8,918,771.32	1,301,053.79	1,160,627.24	1,316,982.14	-	3,778,663.17	
Internet Subscription Expenses	5020503000	3,103,000.00	-	285,445.58	3,388,445.58	3,103,000.00	285,445.58	-	-	3,388,445.58	300,800.42	0.04	1,997.96	-	298,802.42	
Cable, Satellite, Telegraph and Radio Expenses	5020504000	-	-	343,470.00	343,470.00	-	343,470.00	-	-	343,470.00	-	-	343,470.00	-	343,470.00	
Awards/ Rewards Expenses	5020601001	-	-	-	-	-	-	-	-	-	-	-	-	-	-	
Rewards and Incentives	5020601002	-	-	-	-	-	-	-	-	-	-	-	-	-	-	
Prizes	5020602000	-	-	-	-	-	-	-	-	-	-	-	-	-	-	
Survey Expenses	5020701000	6,237,000.00	-	35,955.00	6,201,045.00	6,237,000.00	35,955.00	-	-	6,201,045.00	-	-	-	-	-	
ICT Research, Exploration and Development Expens	5020702001	-	-	-	-	-	-	-	-	-	-	-	-	-	-	
Research, Exploration and Development Expenses	5020702002	-	-	-	-	-	-	-	-	-	-	-	-	-	-	
Confidential Expenses	5021001000	-	-	-	-	-	-	-	-	-	-	-	-	-	-	
Intelligence Expenses	5021002000	-	-	-	-	-	-	-	-	-	-	-	-	-	-	
Extraordinary and Miscellaneous Expenses	5021003000	5,651,000.00	-	365,690.90	6,016,690.90	5,651,000.00	365,690.90	-	-	6,016,690.90	1,070,400.00	1,070,390.90	1,015,700.00	-	3,156,490.90	
Legal Services	5021101000	790,000.00	-	-	790,000.00	790,000.00	-	-	-	790,000.00	-	-	-	-	-	
Auditing Services	5021102000	436,000.00	-	-	436,000.00	436,000.00	-	-	-	436,000.00	32,308.17	106,137.24	116,895.28	-	255,340.69	
Consultancy Services	5021103002	352,068,000.00	-	36,441,015.64	315,626,984.36	352,068,000.00	36,441,015.64	-	-	315,626,984.36	1,045,000.00	15,883,001.50	13,087,881.92	-	30,015,883.42	
Other Professional Services	5021199000	2,013,621,000.00	-	1,663,090,734.23	350,530,265.77	2,013,621,000.00	1,663,090,734.23	-	-	350,530,265.77	41,912,678.15	59,699,147.13	70,039,813.92	-	171,651,639.20	
Environment/Sanitary Services	5021201000	300,000.00	-	-	300,000.00	300,000.00	-	-	-	300,000.00	-	-	-	-	-	
Janitorial Services	5021202000	42,594,000.00	-	309,016.18	42,284,983.82	42,594,000.00	309,016.18	-	-	42,284,983.82	33,671,951.52	-	-	-	33,671,951.52	
Security Services	5021203000	41,200,000.00	-	5,750,561.11	35,449,438.89	41,200,000.00	5,750,561.11	-	-	35,449,438.89	2,904,278.76	5,808,557.52	26,138,509.14	-	34,851,345.42	
Other General Services	5021299099	-	-	-	-	-	-	-	-	-	-	-	-	-	-	
RM - Investment Property	5021301000	-	-	-	-	-	-	-	-	-	-	-	-	-	-	

SUMMARY OF APPROPRIATIONS, ALLOTMENTS, OBLIGATIONS, DISBURSEMENTS AND BALANCES BY OBJECT OF EXPENDITURES

As of the Quarter Ending September 30, 2018

Department: HEALTH
 Agency: CENTRAL OFFICE
 Operating Unit
 Organization Code (UACS): 130010000000

Current Year Appropriations

Fund Cluster: 01 - Regular Agency Fund, 04 - Special
 Accounts/ Foreign Assisted, 03- Locally Funded/Grants Fund

PARTICULARS	UACS CODE	APPROPRIATION				ALLOTMENTS					OBLIGATION				
		Authorized Appropriation	Adjustments (Transfer to/from Realignment)		Adjusted Appropriations	Allotments Received	Adjustments (Withdrawal, Realignment)	(Transfer to)	Transfer from	Adjusted Total Allotments	1st Qtr ending March 31	2nd Qtr ending June 30	3rd Qtr ending September 30	4th Qtr ending	TOTAL
			Outside Dept.	Within Dept.											
1.00	2	3.00	4.00	5.00	6=(3+4+5)	7.00	8.00	9.00	10.00	11=(7+8+9+10)	12.00	12.00	12.00	12.00	16=(12+13+14+15)
RM - Other Land Improvements	5021302099	-	-	-	-	-	-	-	-	-	-	-	-	-	-
RM - Road Networks	5021303001	-	-	-	-	-	-	-	-	-	-	-	-	-	-
RM - Flood Control Systems	5021303002	-	-	-	-	-	-	-	-	-	-	-	-	-	-
RM - Sewer Systems	5021303003	-	-	-	-	-	-	-	-	-	-	-	-	-	-
RM - Water Supply System	5021303004	-	-	-	-	-	-	-	-	-	-	-	-	-	-
RM - Power Supply Systems	5021303005	-	-	510.00	510.00	-	510.00	-	-	510.00	-	510.00	-	-	510.00
RM - Communication Networks	5021303006	-	-	-	-	-	-	-	-	-	-	-	-	-	-
RM - Airport Systems	5021303008	-	-	-	-	-	-	-	-	-	-	-	-	-	-
RM - Other Infrastructure Assets	5021303099	-	-	-	-	-	-	-	-	-	-	-	-	-	-
RM - Buildings	5021304001	8,003,000.00	-	1,361,427.25	6,641,572.75	8,003,000.00	1,361,427.25	-	-	6,641,572.75	231,818.25	371,838.50	271,348.50	-	875,005.25
RM - Hospitals and Health Centers	5021304003	-	-	-	-	-	-	-	-	-	-	-	-	-	-
RM - Hotels and Dormitories	5021304006	-	-	-	-	-	-	-	-	-	-	-	-	-	-
RM - Other Structures	5021304099	701,000.00	-	430.00	701,430.00	701,000.00	430.00	-	-	701,430.00	-	10,000.00	-	-	10,000.00
RM - Machinery	5021305001	1,000.00	-	11,250.00	12,250.00	1,000.00	11,250.00	-	-	12,250.00	-	5,000.00	6,250.00	-	11,250.00
RM - Office Equipment	5021305002	2,227,000.00	-	4,727.00	2,231,727.00	2,227,000.00	4,727.00	-	-	2,231,727.00	24,477.00	605.00	890.25	-	24,762.25
RM - ICT Equipment	5021305003	53,830,000.00	-	16,177,218.93	37,652,781.07	53,830,000.00	16,177,218.93	-	-	37,652,781.07	-	7,013,900.00	10,004,469.07	-	17,018,369.07
RM -Agricultural and Forestry Equipment	5021305004	-	-	-	-	-	-	-	-	-	-	-	-	-	-
RM -Marine and Fishery Equipment	5021305005	-	-	-	-	-	-	-	-	-	-	-	-	-	-
RM - Airport Equipment	5021305006	-	-	-	-	-	-	-	-	-	-	-	-	-	-
RM - Communication Equipment	5021305007	-	-	-	-	-	-	-	-	-	-	-	-	-	-
RM - Disaster Response and Rescue Equipment	5021305009	-	-	-	-	-	-	-	-	-	-	-	-	-	-
RM - Military, Police and Security Equipment	5021305010	-	-	-	-	-	-	-	-	-	-	-	-	-	-
RM - Medical Equipment	5021305011	-	-	-	-	-	-	-	-	-	-	-	-	-	-
RM - Printing Equipment	5021305012	-	-	-	-	-	-	-	-	-	-	-	-	-	-
RM - Sports Equipment	5021305013	-	-	-	-	-	-	-	-	-	-	-	-	-	-
RM - Technical and Scientific Equipment	5021305014	-	-	-	-	-	-	-	-	-	-	-	-	-	-
RM - Other Machinery and Equipment	5021305099	476,000.00	-	15,000.00	491,000.00	476,000.00	15,000.00	-	-	491,000.00	-	15,000.00	13,645.00	-	28,645.00
RM - Motor Vehicles	5021306001	2,400,000.00	-	104,277.04	2,504,277.04	2,400,000.00	104,277.04	-	-	2,504,277.04	175,355.75	261,167.07	847,730.86	-	1,284,253.68
RM - Trains	5021306002	-	-	-	-	-	-	-	-	-	-	-	-	-	-
RM - Watercrafts	5021306004	-	-	-	-	-	-	-	-	-	-	-	-	-	-
RM - Other Transportation Equipment	5021306099	-	-	-	-	-	-	-	-	-	-	-	-	-	-
RM - Furniture and Fixtures	5021307000	396,000.00	-	1,725.00	397,725.00	396,000.00	1,725.00	-	-	397,725.00	3,017.00	13,783.00	1,090.00	-	17,890.00
RM - Leased Assets, Buildings and other structures	5021308001	-	-	-	-	-	-	-	-	-	-	-	-	-	-
RM - Leased Assets, Machinery and Equipment	5021308002	-	-	-	-	-	-	-	-	-	-	-	-	-	-
RM - Leased Assets, ICT Machinery and Equipment	5021308004	-	-	-	-	-	-	-	-	-	-	-	-	-	-
RM - Leased Assets, Transportation Equipment	5021308003	-	-	-	-	-	-	-	-	-	-	-	-	-	-
RM - Leased Assets, Other Leased Assets	5021308099	-	-	-	-	-	-	-	-	-	-	-	-	-	-
RM - Leased Assets Improvements, Land	5021309001	-	-	-	-	-	-	-	-	-	-	-	-	-	-
RM - Leased Assets Improvements , Buildings	5021309002	-	-	-	-	-	-	-	-	-	-	-	-	-	-
RM - Other Leased Assets Improvements	5021309099	-	-	-	-	-	-	-	-	-	-	-	-	-	-
RM - Historical Buildings	5021310001	-	-	11,666.77	11,666.77	-	11,666.77	-	-	11,666.77	11,666.77	-	11,666.77	-	-
RM - Work of Arts and Archeological Specimens	5021310002	-	-	-	-	-	-	-	-	-	-	-	-	-	-
RM - Other Heritage Assets	5021310099	-	-	-	-	-	-	-	-	-	-	-	-	-	-
RM- Semi-Expendable - Machinery	5021321001	-	-	-	-	-	-	-	-	-	-	-	-	-	-
RM- Semi-Expendable - Office Equipment	5021321002	-	-	-	-	-	-	-	-	-	-	-	-	-	-
RM- Semi-Expendable - Information and Communic	5021321003	-	-	-	-	-	-	-	-	-	-	-	-	-	-
RM- Semi-Expendable - Agricultural and Forestry E	5021321004	-	-	-	-	-	-	-	-	-	-	-	-	-	-
RM- Semi-Expendable - Marine and Fishery Equipm	5021321005	-	-	-	-	-	-	-	-	-	-	-	-	-	-
RM- Semi-Expendable - Communication Equipment	5021321007	-	-	-	-	-	-	-	-	-	-	-	-	-	-
RM- Semi-Expendable - Disaster Response and Res	5021321008	-	-	-	-	-	-	-	-	-	-	-	-	-	-
RM- Semi-Expendable - Military Police and Securit	5021321009	-	-	-	-	-	-	-	-	-	-	-	-	-	-
RM- Semi-Expendable - Medical Equipment	5021321010	-	-	-	-	-	-	-	-	-	-	-	-	-	-
RM- Semi-Expendable - Printing Equipment	5021321011	-	-	-	-	-	-	-	-	-	-	-	-	-	-
RM- Semi-Expendable - Sports Equipment	5021321012	-	-	-	-	-	-	-	-	-	-	-	-	-	-

SUMMARY OF APPROPRIATIONS, ALLOTMENTS, OBLIGATIONS, DISBURSEMENTS AND BALANCES BY OBJECT OF EXPENDITURES

As of the Quarter Ending September 30, 2018

Department: HEALTH
 Agency: CENTRAL OFFICE
 Operating Unit
 Organization Code (UACS): 13001000000

Current Year Appropriations

Fund Cluster: 01 - Regular Agency Fund, 04 - Special
 Accounts/ Foreign Assisted, 03- Locally Funded/Grants Fund

PARTICULARS	UACS CODE	APPROPRIATION				ALLOTMENTS					OBLIGATION				
		Authorized Appropriation	Adjustments (Transfer to/from Re-allocation)		Adjusted Appropriations	Allotments Received	Adjustments (Withdrawal, Re-alignment)	(Transfer to)	Transfer from	Adjusted Total Allotments	1st Qtr ending March 31	2nd Qtr ending June 30	3rd Qtr ending September 30	4th Qtr ending	TOTAL
			Outside Dept.	Within Dept.											
1.00	2	3.00	4.00	5.00	6=(3+4+5)	7.00	8.00	9.00	10.00	11=(7+8+9+10)	12.00	12.00	12.00	12.00	16=(12+13+14+15)
RM- Semi-Expendable - Technical and Scientific Ec	5021321013	-	-	-	-	-	-	-	-	-	-	-	-	-	-
RM- Semi-Expendable - Other Machinery and Equip	5021321099	-	-	-	-	-	-	-	-	-	-	-	-	-	-
RM- Semi-Expendable - Furniture and Fixtures	5021322001	-	-	320,932.00	320,932.00	-	320,932.00	-	-	320,932.00	-	320,932.00	-	-	320,932.00
RM- Semi-Expendable - Books	5021322002	-	-	27,768.00	27,768.00	-	27,768.00	-	-	27,768.00	27,768.00	-	-	-	27,768.00
RM - Other Property, Plant and Equipment	5021399099	-	-	-	-	-	-	-	-	-	-	-	-	-	-
Subsidy to National Government Agencies	5021401000	-	-	7,623,156.80	7,623,156.80	-	7,623,156.80	-	-	7,623,156.80	5,623,156.80	2,000,000.00	-	-	7,623,156.80
Financial Assistance to NGAs	5021402000	5,770,065,000.00	-	4,128,646,162.72	1,641,418,837.28	5,770,065,000.00	4,127,884,562.72	761,600.00	-	1,641,418,837.28	287,029,638.64	126,268,552.00	296,728,958.00	-	710,027,148.64
Financial Assistance to LGU	5021403000	-	-	-	-	-	-	-	-	-	-	-	-	-	-
Subsidy Support to Operations of GOCCs	5021404001	-	-	588,296,240.00	588,296,240.00	-	588,296,240.00	-	-	588,296,240.00	-	576,796,250.00	11,499,990.00	-	588,296,240.00
Financial Assistance to NGOs/POs	5021405000	13,317,000.00	-	-	13,317,000.00	13,317,000.00	-	-	-	13,317,000.00	13,317,000.00	-	-	-	13,317,000.00
Internal Revenue Allotment	5021406000	-	-	-	-	-	-	-	-	-	-	-	-	-	-
Subsidy to Regional Offices/Staff Bureaus	5021407000	-	-	487,535.00	487,535.00	-	3,270,168,125.30	3,269,680,590.30	-	487,535.00	-	-	-	-	-
Subsidy to Operating Units	5021408000	-	-	-	-	-	3,022,049,749.75	3,022,049,749.75	-	-	-	-	-	-	-
Subsidy to Other Funds	5021409000	-	-	-	-	-	-	-	-	-	-	-	-	-	-
Subsidy- Others	5021499000	28,982,000.00	-	27,742,210.83	1,239,789.17	28,982,000.00	27,742,210.83	-	-	1,239,789.17	-	-	-	-	-
Taxes, Duties and Licenses	5021501001	142,010,000.00	-	17,123,250.89	124,886,749.11	142,010,000.00	17,123,250.89	-	-	124,886,749.11	13,239,149.06	49,853,982.17	22,248,301.65	-	85,341,432.88
Tax Refund	5021501002	-	-	-	-	-	-	-	-	-	-	-	-	-	-
Fidelity Bond Premiums	5021502000	528,000.00	-	54,900.00	582,900.00	528,000.00	54,900.00	-	-	582,900.00	434,778.75	61,938.75	-	-	496,717.50
Insurance Expenses	5021503000	7,881,000.00	-	1,103,641.00	8,984,641.00	7,881,000.00	1,103,641.00	-	-	8,984,641.00	963,971.65	467,965.86	3,743,526.60	-	5,175,464.11
Labor and Wages	5021601000	15,787,000.00	-	10,703,288.16	5,083,711.84	15,787,000.00	10,703,288.16	-	-	5,083,711.84	1,030,262.64	1,255,351.62	1,040,388.90	-	3,326,003.16
Advertising Expenses	5029901000	486,684,000.00	-	64,522,930.35	422,161,069.65	486,684,000.00	64,522,930.35	-	-	422,161,069.65	1,190,849.60	1,588,560.96	15,384,870.20	-	18,164,280.76
Printing and Publication Expenses	5029902000	53,492,000.00	-	2,109,574.84	55,601,574.84	53,492,000.00	2,109,574.84	-	-	55,601,574.84	-	16,067,997.00	1,027,625.00	-	17,095,622.00
Representation Expenses	5029903000	39,858,000.00	-	5,980,812.89	45,838,812.89	39,858,000.00	5,980,812.89	-	-	45,838,812.89	2,645,719.40	4,566,437.03	7,203,234.11	-	14,415,390.54
Transportation and Delivery Expenses	5029904000	258,013,000.00	-	3,392,002.53	254,620,997.47	258,013,000.00	3,392,002.53	-	-	254,620,997.47	18,417.72	87,206.69	69,860,329.15	-	69,965,953.56
Rent- Building and Structures	5029905001	-	-	12,396,000.00	12,396,000.00	-	12,396,000.00	-	-	12,396,000.00	-	12,396,000.00	-	-	12,396,000.00
Rent- Lands	5029905002	-	-	-	-	-	-	-	-	-	-	-	-	-	-
Rent- Motor Vehicles	5029905003	2,290,000.00	-	925,415.64	3,215,415.64	2,290,000.00	925,415.64	-	-	3,215,415.64	212,247.82	385,200.00	663,700.00	-	1,261,147.82
Rent- Equipment	5029905004	6,863,000.00	-	1,879,988.51	8,742,988.51	6,863,000.00	1,879,988.51	-	-	8,742,988.51	997,231.01	3,517,833.90	2,963,563.61	-	7,478,628.52
Rent- Living Quarters	5029905005	-	-	-	-	-	-	-	-	-	-	-	-	-	-
Operating Lease	5029905006	-	-	-	-	-	-	-	-	-	-	-	-	-	-
Financial Lease	5029905007	-	-	-	-	-	-	-	-	-	-	-	-	-	-
Rents - ICT Machinery and Equipment	5029905008	-	-	-	-	-	-	-	-	-	-	-	-	-	-
Membership Dues and Contributions to Organization	5029906000	151,000.00	-	-	151,000.00	151,000.00	-	-	-	151,000.00	-	-	-	-	-
SE- Cloud Computing Service	5029907003	-	-	-	-	-	-	-	-	-	-	-	-	-	-
SE- Data Center Service	5029907002	-	-	-	-	-	-	-	-	-	-	-	-	-	-
SE- ICT Software Subscription	5029907001	-	-	8,679,393.50	8,679,393.50	-	8,679,393.50	-	-	8,679,393.50	-	6,686,672.70	1,693,951.90	-	4,992,720.80
SE-Library and Other Reading Materials Subscriptio	5029907004	-	-	-	-	-	-	-	-	-	-	-	-	-	-
SE- Other Subscription Expenses	5029907099	8,169,000.00	-	3,687,980.00	4,481,020.00	8,169,000.00	3,687,980.00	-	-	4,481,020.00	24,632.00	64,165.00	2,381,301.00	-	2,470,098.00
Donations	5029908000	2,798,000.00	-	1,000,000.00	1,798,000.00	2,798,000.00	1,000,000.00	-	-	1,798,000.00	-	-	-	-	-
Litigation/Acquired Assets Expenses	5029909000	-	-	-	-	-	-	-	-	-	-	-	-	-	-
Website Maintenance	5029999001	-	-	-	-	-	-	-	-	-	-	-	-	-	-
Other Maintenance and Operating Expenses	5029999099	48,842,000.00	-	23,356,905.00	25,485,095.00	48,842,000.00	23,356,905.00	-	-	25,485,095.00	26,730.00	32,193.50	1,101,366.56	-	1,160,290.06
Capital Outlay		4,199,334,000.00	-	536,620,000.00	3,662,714,000.00	4,049,154,905.00	536,620,000.00	-	-	3,512,534,905.00	163,012,158.47	205,913,820.00	1,495,609,076.08	-	1,864,535,054.55
Investment Property - Buildings	5060301002	-	-	-	-	-	-	-	-	-	-	-	-	-	-
Investment Property - Land	5060301001	-	-	-	-	-	-	-	-	-	-	-	-	-	-
Land	5060401001	-	-	-	-	-	-	-	-	-	-	-	-	-	-
Aquaculture Structures	5060402001	-	-	-	-	-	-	-	-	-	-	-	-	-	-
Other Land Improvements	5060402099	-	-	-	-	-	-	-	-	-	-	-	-	-	-
Reforestation Projects	5060402002	-	-	-	-	-	-	-	-	-	-	-	-	-	-
Airport Systems	5060403008	-	-	-	-	-	-	-	-	-	-	-	-	-	-
Communication Networks	5060403006	-	-	-	-	-	-	-	-	-	-	-	-	-	-
Flood Control Systems	5060403002	-	-	-	-	-	-	-	-	-	-	-	-	-	-
Other Infrastructure Assets	5060403099	-	-	-	-	-	-	-	-	-	-	-	-	-	-

SUMMARY OF APPROPRIATIONS, ALLOTMENTS, OBLIGATIONS, DISBURSEMENTS AND BALANCES BY OBJECT OF EXPENDITURES

As of the Quarter Ending September 30, 2018

Department: HEALTH
 Agency: CENTRAL OFFICE
 Operating Unit
 Organization Code (UACS): 13001000000

Current Year Appropriations

Fund Cluster: 01 - Regular Agency Fund, 04 - Special
 Accounts/ Foreign Assisted, 03- Locally Funded/Grants Fund

PARTICULARS	UACS CODE	APPROPRIATION				ALLOTMENTS					OBLIGATION				
		Authorized Appropriation	Adjustments (Transfer from/ to)		Adjusted Appropriations	Allotments Received	Adjustments (Withdrawal, Realignment)	(Transfer to)	Transfer from	Adjusted Total Allotments	1st Qtr ending March 31	2nd Qtr ending June 30	3rd Qtr ending September 30	4th Qtr ending	TOTAL
			Outside Dept.	Within Dept.											
1.00	2	3.00	4.00	5.00	6=(3+4+5)	7.00	8.00	9.00	10.00	11=(7+8+9+10)	12.00	12.00	12.00	12.00	16=(12+13+14+15)
Parks, Plazas and Monuments	5060403009	-	-	-	-	-	-	-	-	-	-	-	-	-	-
Power Supply Systems	5060403005	-	-	-	-	-	-	-	-	-	-	-	-	-	-
Road Networks	5060403001	-	-	-	-	-	-	-	-	-	-	-	-	-	-
Seaport Systems	5060403007	-	-	-	-	-	-	-	-	-	-	-	-	-	-
Sewer Systems	5060403003	-	-	-	-	-	-	-	-	-	-	-	-	-	-
Water Supply Systems	5060403004	-	-	-	-	-	-	-	-	-	-	-	-	-	-
Buildings	5060404001	-	-	-	-	-	-	-	-	-	-	-	-	-	-
Ground Water Monitoring Stations	5060404007	-	-	-	-	-	-	-	-	-	-	-	-	-	-
Hospitals and Health Centers	5060404003	1,452,773,000.00	-	235,000,000.00	1,217,773,000.00	1,452,773,000.00	-	235,000,000.00	-	1,217,773,000.00	80,000,000.00	50,000,000.00	1,015,340,000.00	-	1,145,340,000.00
Hostels and Dormitories	5060404006	-	-	-	-	-	-	-	-	-	-	-	-	-	-
Other Structures	5060404099	-	-	-	-	-	-	-	-	-	-	-	-	-	-
School Buildings	5060404002	-	-	-	-	-	-	-	-	-	-	-	-	-	-
Agricultural and Forestry Equipment	5060405004	-	-	-	-	-	-	-	-	-	-	-	-	-	-
Airport Equipment	5060405006	-	-	-	-	-	-	-	-	-	-	-	-	-	-
Communication Equipment	5060405007	-	-	-	-	-	-	-	-	-	-	-	-	-	-
Disaster Response and Rescue Equipment	5060405009	-	-	-	-	-	-	-	-	-	-	-	-	-	-
ICT Software	5060405015	-	-	-	-	-	-	-	-	-	-	-	-	-	-
Information and Communication Technology Equip	5060405003	596,480,000.00	-	132,306,000.00	464,174,000.00	596,480,000.00	67,306,000.00	65,000,000.00	-	464,174,000.00	-	-	159,720,528.00	-	159,720,528.00
Machinery	5060405001	-	-	-	-	-	-	-	-	-	-	-	-	-	-
Marine and Fishery Equipment	5060405005	-	-	-	-	-	-	-	-	-	-	-	-	-	-
Medical Equipment	5060405011	1,316,237,000.00	-	191,620,000.00	1,124,617,000.00	1,166,057,905.00	-	191,620,000.00	-	974,437,905.00	36,520,000.00	155,417,000.00	306,605,685.00	-	498,542,685.00
Office Equipment	5060405002	-	-	-	-	-	-	-	-	-	-	-	-	-	-
Other Machinery and Equipment	5060405099	-	-	-	-	-	-	-	-	-	-	-	-	-	-
Printing Equipment	5060405012	-	-	-	-	-	-	-	-	-	-	-	-	-	-
Sports Equipment	5060405013	-	-	-	-	-	-	-	-	-	-	-	-	-	-
Technical and Scientific Equipment	5060405014	-	-	-	-	-	-	-	-	-	-	-	-	-	-
Aircrafts and Aircrafts Ground Equipment	5060406003	-	-	-	-	-	-	-	-	-	-	-	-	-	-
Motor Vehicles	5060406001	795,060,000.00	-	45,000,000.00	750,060,000.00	795,060,000.00	-	45,000,000.00	-	750,060,000.00	-	-	-	-	-
Other Transportation Equipment	5060406099	-	-	-	-	-	-	-	-	-	-	-	-	-	-
Trains	5060406002	-	-	-	-	-	-	-	-	-	-	-	-	-	-
Watercrafts	5060406004	-	-	-	-	-	-	-	-	-	-	-	-	-	-
Books	5060407002	-	-	-	-	-	-	-	-	-	-	-	-	-	-
Furniture and Fixtures	5060407001	38,784,000.00	-	-	38,784,000.00	38,784,000.00	-	-	-	38,784,000.00	-	-	-	-	-
Historical Buildings	5060408001	-	-	-	-	-	-	-	-	-	-	-	-	-	-
Other Heritage Assets	5060408099	-	-	-	-	-	-	-	-	-	-	-	-	-	-
Works of Arts and Archeological Specimens	5060408002	-	-	-	-	-	-	-	-	-	-	-	-	-	-
Other Property, Plant and Equipment	5060409099	-	-	-	-	-	-	-	-	-	-	-	-	-	-
Work/Zoo Animals	5060409001	-	-	-	-	-	-	-	-	-	-	-	-	-	-
Patents/Copyrights	5060601000	-	-	-	-	-	-	-	-	-	-	-	-	-	-
Computer Software	5060602000	-	-	67,306,000.00	67,306,000.00	-	67,306,000.00	-	-	67,306,000.00	46,492,158.47	496,820.00	13,942,863.08	-	60,931,841.55
Other Intangible Assets	5060699000	-	-	-	-	-	-	-	-	-	-	-	-	-	-
B. Automatic Appropriation		69,593,000.00	-	344,453,972.00	414,046,972.00	385,439,020.00	-	812,048.00	-	384,626,972.00	43,689,805.84	111,036,501.71	45,680,686.12	-	200,406,993.67
Retirement and Life Insurance Premium		40,173,000.00	-	-	40,173,000.00	40,985,048.00	-	812,048.00	-	40,173,000.00	10,257,872.84	10,441,913.71	10,253,235.25	-	30,953,021.80
Personnel Services		40,173,000.00	-	-	40,173,000.00	40,985,048.00	-	812,048.00	-	40,173,000.00	10,257,872.84	10,441,913.71	10,253,235.25	-	30,953,021.80
Retirement and Life Insurance Premiums	50103010 00	40,173,000.00	-	-	40,173,000.00	40,985,048.00	-	812,048.00	-	40,173,000.00	10,257,872.84	10,441,913.71	10,253,235.25	-	30,953,021.80
Custom Duties and Taxes		-	-	169,453,972.00	169,453,972.00	169,453,972.00	-	-	-	169,453,972.00	33,431,933.00	100,594,588.00	35,427,450.87	-	169,453,971.87
Maintenance and Other Operating Expenses		-	-	169,453,972.00	169,453,972.00	169,453,972.00	-	-	-	169,453,972.00	33,431,933.00	100,594,588.00	35,427,450.87	-	169,453,971.87
Taxes, Duties and Licenses	5021501001	-	-	169,453,972.00	169,453,972.00	169,453,972.00	-	-	-	169,453,972.00	33,431,933.00	100,594,588.00	35,427,450.87	-	169,453,971.87
Tax Refund	5021501002	-	-	-	-	-	-	-	-	-	-	-	-	-	-
Fidelity Bond Premiums	5021502000	-	-	-	-	-	-	-	-	-	-	-	-	-	-
Insurance Expenses	5021503000	-	-	-	-	-	-	-	-	-	-	-	-	-	-
FAPS - Illegal Drugs		-	-	175,000,000.00	175,000,000.00	175,000,000.00	-	-	-	175,000,000.00	-	-	-	-	-

SUMMARY OF APPROPRIATIONS, ALLOTMENTS, OBLIGATIONS, DISBURSEMENTS AND BALANCES BY OBJECT OF EXPENDITURES
As of the Quarter Ending September 30, 2018

Department: HEALTH
Agency: CENTRAL OFFICE
Operating Unit
Organization Code (UACS): 13001000000

Current Year Appropriations

Fund Cluster: 01 - Regular Agency Fund, 04 - Special
Accounts/ Foreign Assisted, 03- Locally Funded/Grants Fund

PARTICULARS	UACS CODE	APPROPRIATION				ALLOTMENTS					OBLIGATION						
		Authorized Appropriation	Adjustments (Transfer to/from)		Adjusted Appropriations	Allotments Received	Adjustments (Withdrawal, Realignment)	(Transfer to)	Transfer from	Adjusted Total Allotments	1st Qtr ending March 31	2nd Qtr ending June 30	3rd Qtr ending September 30	4th Qtr ending	TOTAL		
			Outside Dept.	Within Dept.												12.00	12.00
1.00	2	3.00	4.00	5.00	6=(3+4+5)	7.00	8.00	9.00	10.00	11=(7+8+9+10)	12.00	12.00	12.00	12.00	16=(12+13+14+15)		
Maintenance and Other Operating Expenses		-	-	85,000,000.00	85,000,000.00	85,000,000.00	-	-	-	85,000,000.00	-	-	-	-	-		
Donations	5029908000	-	-	-	-	-	-	-	-	-	-	-	-	-	-		
Litigation/Acquired Assets Expenses	5029909000	-	-	-	-	-	-	-	-	-	-	-	-	-	-		
Website Maintenance	5029999001	-	-	-	-	-	-	-	-	-	-	-	-	-	-		
Other Maintenance and Operating Expenses	5029999099	-	-	85,000,000.00	85,000,000.00	85,000,000.00	-	-	-	85,000,000.00	-	-	-	-	-		
Capital Outlay		-	-	90,000,000.00	90,000,000.00	90,000,000.00	-	-	-	90,000,000.00	-	-	-	-	-		
Hospitals and Health Centers	5060404003	-	-	90,000,000.00	90,000,000.00	90,000,000.00	-	-	-	90,000,000.00	-	-	-	-	-		
Hostels and Dormitories	5060404006	-	-	-	-	-	-	-	-	-	-	-	-	-	-		
Other Structures	5060404099	-	-	-	-	-	-	-	-	-	-	-	-	-	-		
School Buildings	5060404002	-	-	-	-	-	-	-	-	-	-	-	-	-	-		
Franchise Tax		29,420,000.00	-	-	29,420,000.00	-	-	-	-	-	-	-	-	-	-		
Maintenance and Other Operating Expenses		29,420,000.00	-	-	29,420,000.00	-	-	-	-	-	-	-	-	-	-		
Taxes, Duties and Licenses	5021501001	29,420,000.00	-	-	29,420,000.00	-	-	-	-	-	-	-	-	-	-		
Tax Refund	5021501002	-	-	-	-	-	-	-	-	-	-	-	-	-	-		
Fidelity Bond Premiums	5021502000	-	-	-	-	-	-	-	-	-	-	-	-	-	-		
Insurance Expenses	5021503000	-	-	-	-	-	-	-	-	-	-	-	-	-	-		
C. Special Purpose Funds		-	-	29,703,067.75	29,703,067.75	613,414,586.00	-	583,711,518.25	-	29,703,067.75	19,288,520.35	6,924,773.57	3,416,210.08	-	29,629,504.00		
Miscellaneous Personnel Benefits Fund		-	-	17,089,569.75	17,089,569.75	600,801,088.00	-	583,711,518.25	-	17,089,569.75	16,992,294.96	23,724.00	-	-	17,016,018.96		
Personnel Services		-	-	17,089,569.75	17,089,569.75	600,801,088.00	-	583,711,518.25	-	17,089,569.75	16,992,294.96	23,724.00	-	-	17,016,018.96		
Collective Negotiation Agreement	50102990 11	-	-	-	-	-	-	-	-	-	-	-	-	-	-		
Mid year Bonus - Civilian	50102990 36	-	-	-	-	-	-	-	-	-	-	-	-	-	-		
Productivity Enhancement Incentive- Civilian	50102990 12	-	-	-	-	-	-	-	-	-	-	-	-	-	-		
Performance Based Bonus- Civilian	50102990 14	-	-	17,089,569.75	17,089,569.75	600,801,088.00	-	583,711,518.25	-	17,089,569.75	16,992,294.96	23,724.00	-	-	17,016,018.96		
Pension and Gratuity Fund		-	-	12,613,498.00	12,613,498.00	12,613,498.00	-	-	-	12,613,498.00	2,296,225.39	6,901,049.57	3,416,210.08	-	12,613,485.04		
Personnel Services		-	-	12,613,498.00	12,613,498.00	12,613,498.00	-	-	-	12,613,498.00	2,296,225.39	6,901,049.57	3,416,210.08	-	12,613,485.04		
Basic Salary- Civilian	50101010 01	-	-	-	-	-	-	-	-	-	-	-	-	-	-		
Pension Benefits- Civilian	50104010 01	-	-	-	-	-	-	-	-	-	-	-	-	-	-		
Retirement and Graduity- Civilian	50104020 01	-	-	-	-	-	-	-	-	-	-	-	-	-	-		
Terminal Leave Benefits- Civilian	50104030 01	-	-	12,613,498.00	12,613,498.00	12,613,498.00	-	-	-	12,613,498.00	2,296,225.39	6,901,049.57	3,416,210.08	-	12,613,485.04		
GRAND TOTAL		38,954,151,000.00	-	6,769,026,934.51	32,185,124,065.49	31,561,220,418.00	-	0.00	-	7,727,707,540.51	-	23,833,512,877.49	825,850,749.23	2,213,414,068.31	8,976,367,330.07	-	12,015,632,147.61

Department: HEALTH
 Agency: CENTRAL OFFICE
 Operating Unit
 Organization Code (UACS): 13001000000

Fund Cluster: 01 - Regular Agency Fund, 04 - Special
 Accounts/ Foreign Assisted, 03- Locally Funded/Grants Fund

PARTICULARS	UACS CODE	CURRENT YEAR DISBURSEMENTS				TOTAL	Unreleased Appropriation	Unobligated Allotment	BALANCES	
		1st Qtr ending March 31	2nd Qtr ending June 30	3rd Qtr ending Sept. 30	4th Qtr ending Dec. 31				Due and Demandable	Not Yet Due and Demandable
	1.00	17.00	18.00	19.00	20.00	21=(17+18+19+20)	22=(6-11)	23=(11-16)	24.00	25.00

SUMMARY

A. Agency Specific Budget		475,892,457.21	1,671,281,043.42	1,594,651,908.02	-	3,741,825,408.65	8,322,191,188.00	11,633,587,187.80	8,043,770,241.29	0.00
Personnel Services		122,299,854.79	169,539,541.32	125,971,613.55	-	417,811,009.66	8,122,012,093.00	112,701,302.22	3,391,560.91	0.00
Basic Salary- Civilian	50101010 01	79,336,149.62	92,532,821.14	82,537,175.18	-	254,406,145.94	-	64,488,955.83	3,188,491.24	-
Salaries and Wages - Casual/ Contractual	50101020 00	5,868,402.65	6,892,219.19	6,817,759.55	-	19,578,381.39	6,702,728.00	10,748,301.19	-	-
PERA-Civilian	50102010 01	4,106,642.60	4,082,329.47	4,119,455.27	-	12,308,427.34	718,545.00	3,071,639.55	17,760.78	-
Representation Allowance (RA)	50102020 00	1,998,200.00	1,967,450.00	2,003,200.00	-	5,968,850.00	184,000.00	686,561.60	61,188.40	-
Transportation Allowance (TA)	50102030 01	1,619,543.50	1,383,460.01	1,530,860.23	-	4,533,863.74	610,909.00	1,047,953.61	15,708.57	-
Clothing/Uniform Allowance- Civilian	50102040 01	3,818,000.00	102,000.00	153,000.00	-	4,073,000.00	61,091.00	326,000.00	-	-
Subsistence Allowance- Magna Carta Benefits for P	50102050 03	1,926,228.56	1,965,925.00	1,999,600.00	-	5,891,753.56	150,000.00	1,972,271.44	8,000.00	-
Laundry Allowance- Magna Carta Benefits for Publ	50102060 04	299,962.00	305,943.83	303,011.99	-	908,917.82	1,913,316.00	574,857.18	1,725.00	-
Quarters Allowance- Magna Carta Benefits for Publ	50102070 04	-	-	-	-	-	-	-	-	-
Productivity Incentive Allowance- Civilian	50102080 01	-	-	-	-	-	-	-	-	-
Overseas Allowance-Civilian	50102090 01	-	-	-	-	-	-	88,000.00	-	-
Honoraria- Civilian	50102100 01	-	-	-	-	-	-	-	-	-
HP- Magna Carta Benefits for Public Health Worker	50102110 05	13,946,059.21	14,147,913.53	14,069,013.08	-	42,162,985.82	1,802,150,360.00	-	41,360.75	-
Longevity Pay- Magna Carta Benefits for Public Hea	50102120 04	7,484,078.23	7,649,441.54	7,588,033.86	-	22,721,553.63	-	1,406,030.83	21,039.04	-
Overtime Pay	50102130 01	148,823.07	294,964.77	244,167.67	-	687,955.51	-	-	23,587.13	-
Night-shift Differential Pay	50102130 02	-	-	-	-	-	-	35,000.00	-	-
Bonus- Civilian	50102140 01	-	-	-	-	-	150,000.00	16,037,057.17	-	-
Cash Gift- Civilian	50102150 01	-	-	-	-	-	564,850.00	3,085,000.00	-	-
Anniversary Bonus - Civilian	50102990 38	-	5,554,000.00	584,000.00	-	6,138,000.00	-	-	-	-
Collective Negotiation Agreement	50102990 11	-	-	-	-	-	-	-	-	-
Mid year Bonus - Civilian	50102990 36	-	30,387,561.00	280,942.00	-	30,668,503.00	-	4,434,324.01	-	-
Productivity Enhancement Incentive- Civilian	50102990 12	-	-	-	-	-	-	3,085,000.00	-	-
Performance Based Bonus- Civilian	50102990 14	-	-	-	-	-	-	-	-	-
Retirement and Life Insurance Premiums	50103010 00	799,699.07	561,337.16	787,471.20	-	2,148,507.43	-	-	-	-
Pag-ibig- Civilian	50103020 01	181,160.51	168,557.83	202,800.00	-	552,518.34	35,800.00	217,239.97	600.00	-
Philhealth- Civilian	50103030 01	351,038.32	1,266,616.85	599,190.48	-	2,216,845.65	97,228.00	402,608.45	-	-
ECIP- Civilian	50103040 01	138,400.00	272,000.00	450,401.88	-	860,801.88	35,800.00	157,500.00	12,100.00	-
Pension Benefits- Civilian	50104010 01	-	-	-	-	-	-	-	-	-
Retirement and Graduity- Civilian	50104020 01	-	-	-	-	-	298,852,000.00	-	-	-
Terminal Leave Benefits- Civilian	50104030 01	277,467.45	-	1,696,531.16	-	1,973,998.61	203,800,000.00	1.39	-	0.00
Loyalty Award - Civilian	50104990 15	-	5,000.00	5,000.00	-	10,000.00	-	-	-	-
Lump-sum for Creation of New Positions- Civilian	50104990 01	-	-	-	-	-	-	-	-	-
Lump-sum for Reclassification of Positions	50104990 03	-	-	-	-	-	-	-	-	-
Lump-sum for Equivalent Record Form	50104990 04	-	-	-	-	-	-	-	-	-
Lump-sum for Compensation Adjustment	50104990 06	-	-	-	-	-	-	-	-	-
Lump-sum for Filling of Positions	50104990 07	-	-	-	-	-	5,828,434,000.00	-	-	-
Lump-sum for NBC No. 308	50104990 08	-	-	-	-	-	-	-	-	-
Lump-sum for Personnel Services	50104990 09	-	-	-	-	-	-	-	-	-
Lump-sum for Step Increments- Length of Service	50104990 10	-	-	-	-	-	-	837,000.00	-	-
Lump-sum for Step Increments- Meritous performan	50104990 11	-	-	-	-	-	-	-	-	-
Other Lump-sum	50104990 12	-	-	-	-	-	-	-	-	-
Other Personnel Benefits	50104990 99	-	-	-	-	-	-	-	-	-
Maintenance and Other Operating Expenses		353,592,602.42	1,147,249,343.63	801,381,090.47	-	2,302,223,036.52	50,000,000.00	9,872,886,035.13	7,197,634,988.30	-
Travel Expenses-Local	5020101000	6,479,603.77	8,522,733.59	12,264,048.42	-	27,266,385.78	-	32,643,713.53	2,504,941.40	-
Travel Expenses-Foreign	5020102000	2,212,235.52	2,784,046.80	3,553,133.39	-	8,549,415.71	-	13,412,666.46	185,786.20	-
Training Expenses	5020201002	1,416,234.00	12,926,981.80	39,837,255.05	-	54,180,470.85	-	216,115,150.14	49,404,830.92	-
Scholarship Grants/ Expenses	5020202000	8,456,400.75	3,026,311.45	10,864,779.84	-	22,347,492.04	-	59,831,323.86	22,266,797.32	-
Office Supplies Expenses	5020301002	797,829.00	7,879,039.43	3,199,225.35	-	11,876,093.78	-	4,986,953.75	326,756.92	-
Accountable Forms Expenses	5020302000	4,200.00	-	19,600.00	-	23,800.00	-	-	3,000.00	-

Department: HEALTH
 Agency: CENTRAL OFFICE
 Operating Unit
 Organization Code (UACS): 13001000000

Fund Cluster: 01 - Regular Agency Fund, 04 - Special
 Accounts/ Foreign Assisted, 03- Locally Funded/Grants Fund

PARTICULARS	UACS CODE	CURRENT YEAR DISBURSEMENTS					BALANCES				
		1st Qtr ending March 31	2nd Qtr ending June 30	3rd Qtr ending Sept. 30	4th Qtr ending Dec. 31	TOTAL	Unreleased Appropriation	Unobligated Allotment	UNPAID OBLIGATION		
		17.00	18.00	19.00	20.00	21=(17+18+19+20)	22=(6-11)	23=(11-16)	Due and Demandable	Not Yet Due and Demandable	
1.00	2	17.00	18.00	19.00	20.00	21=(17+18+19+20)	22=(6-11)	23=(11-16)	24.00	25.00	
Non-accountable Forms Expenses	5020303000	-	-	-	-	-	-	-	-	-	-
Animal/Zoological Supplies Expenses	5020304000	-	-	-	-	-	-	-	-	-	-
Food Supplies Expenses	5020305000	-	11,850.00	-	-	11,850.00	-	1,966,129.04	-	-	-
Welfare Goods Expenses	5020306000	-	-	-	-	-	-	-	-	-	-
Drugs and Medicines Expenses	5020307000	-	458,893,718.57	-	-	458,893,718.57	50,000,000.00	5,730,988,393.11	6,037,522,792.90	-	-
Medical, Dental and Laboratory Supplies Expenses	5020308000	-	2,570,782.92	20,543,738.00	-	23,114,520.92	-	941,954,608.08	327,835,672.00	-	-
Fuel, Oil and Lubricants Expenses	5020309000	505,599.66	458,736.56	877,868.56	-	1,842,204.78	-	396,943.50	1,887,972.09	-	-
Agricultural Supplies Expenses	5020310000	-	-	-	-	-	-	273,880.00	-	-	-
Textbooks and Instructional Materials Expenses	5020311001	-	-	-	-	-	-	-	600.00	-	-
Semi-Expendable - Machinery	5020321001	-	-	-	-	-	-	-	-	600.00	-
Semi-Expendable - Office Equipment	5020321002	4,700.00	-	86,638.80	-	91,338.80	-	596,000.00	6,160.00	-	-
Semi-Expendable - Information and Communication	5020321003	-	1,125.00	1,510.00	-	2,635.00	-	30,629,044.60	37,058,604.00	-	-
Semi-Expendable - Agricultural and Forestry Equipm	5020321004	-	-	-	-	-	-	-	-	-	-
Semi-Expendable - Marine and Fishery Equipment	5020321005	-	-	-	-	-	-	-	-	-	-
Semi-Expendable - Airport Equipment	5020321006	-	-	-	-	-	-	-	-	-	-
Semi-Expendable - Communication Equipment	5020321007	-	-	-	-	-	-	150,000.00	-	-	-
Semi-Expendable - Disaster Response and Rescue E	5020321008	-	-	-	-	-	-	-	-	-	-
Semi-Expendable - Military, Police and Security Eq	5020321009	-	-	-	-	-	-	-	-	-	-
Semi-Expendable - Medical Equipment	5020321010	-	-	-	-	-	-	-	391,875.00	-	-
Semi-Expendable - Printing Equipment	5020321011	-	-	-	-	-	-	-	-	-	-
Semi-Expendable Machinery and Equipment Expen	5020321000	-	-	-	-	-	-	-	-	-	-
Semi-Expendable - Sports Equipment	5020321012	-	-	-	-	-	-	-	-	-	-
Semi-Expendable - Technical and Scientific Equipm	5020321013	-	-	-	-	-	-	-	-	-	-
Semi-Expendable - Other Machinery and Equipment	5020321099	8,088.08	14,800.00	19,825.83	-	42,713.91	-	304,186.09	8,250,000.00	-	-
Semi-Expendable - Furniture and Fixtures	5020322001	-	4,000.00	-	-	4,000.00	-	5,000.00	1,357,307.75	-	-
Semi-Expendable - Books	5020322002	-	-	-	-	-	-	111,200.00	609,577.00	-	-
Semi-Expendable Furniture, Fixtures and Books Exp	5020322000	-	-	-	-	-	-	-	-	-	-
Other Supplies and Materials Expenses	5020399000	69,968.75	224,671.31	332,888.95	-	627,529.01	-	637,670,037.99	496,353,482.03	-	-
Water Expenses	5020401000	1,339,853.01	2,015,560.62	2,151,110.48	-	5,506,524.11	-	1,393,553.26	43,922.63	-	-
Electricity Expenses	5020402000	8,614,938.11	8,326,424.30	11,521,892.26	-	28,463,254.67	-	1,591,000.00	3,628,802.42	-	-
Gas/Heating Expenses	5020403000	-	-	-	-	-	-	-	-	-	-
Postage and Courier Services	5020501000	44,675.00	229,085.00	56,480.00	-	330,240.00	-	1,595,502.00	16,868.00	-	-
Telephone- Mobile	5020502001	2,049,729.52	1,837,451.88	2,415,577.24	-	6,302,758.64	-	545,353.89	79,062.53	-	-
Telephone- Landline	5020502002	1,116,172.16	1,250,602.87	1,300,807.44	-	3,667,582.47	-	5,140,108.15	111,080.70	-	-
Internet Subscription Expenses	5020503000	130,861.51	163,944.91	5,993.96	-	300,800.38	-	3,089,643.16	1,997.96	-	-
Cable, Satellite, Telegraph and Radio Expenses	5020504000	-	-	-	-	-	-	-	343,470.00	-	-
Awards/ Rewards Expenses	5020601001	-	-	-	-	-	-	-	-	-	-
Rewards and Incentives	5020601002	-	-	-	-	-	-	-	-	-	-
Prizes	5020602000	-	-	-	-	-	-	-	-	-	-
Survey Expenses	5020701000	-	-	-	-	-	-	6,201,045.00	-	-	-
ICT Research, Exploration and Development Expen	5020702001	-	-	-	-	-	-	-	-	-	-
Research, Exploration and Development Expenses	5020702002	-	-	-	-	-	-	-	-	-	-
Confidential Expenses	5021001000	-	-	-	-	-	-	-	-	-	-
Intelligence Expenses	5021002000	-	-	-	-	-	-	-	-	-	-
Extraordinary and Miscellaneous Expenses	5021003000	1,070,400.00	786,200.00	1,280,290.90	-	3,136,890.90	-	2,860,200.00	19,600.00	-	-
Legal Services	5021101000	-	-	-	-	-	-	790,000.00	-	-	-
Auditing Services	5021102000	13,300.97	45,053.77	86,635.82	-	144,990.56	-	180,659.31	110,350.13	-	-
Consultancy Services	5021103002	595,000.00	3,317,767.29	14,687,440.53	-	18,600,207.82	-	285,611,100.94	11,415,675.60	-	-
Other Professional Services	5021199000	38,631,777.29	61,375,361.12	56,370,615.45	-	156,377,753.86	-	178,878,626.57	15,273,885.34	-	-
Environment/Sanitary Services	5021201000	-	-	-	-	-	-	300,000.00	-	-	-
Janitorial Services	5021202000	-	7,262,311.51	13,070,035.47	-	20,332,346.98	-	8,613,032.30	13,339,604.54	-	-
Security Services	5021203000	-	7,260,696.90	4,622,169.44	-	11,882,866.34	-	598,093.47	22,968,479.08	-	-
Other General Services	5021299099	-	-	-	-	-	-	-	-	-	-
RM - Investment Property	5021301000	-	-	-	-	-	-	-	-	-	-

Department: HEALTH
 Agency: CENTRAL OFFICE
 Operating Unit
 Organization Code (UACS): 13001000000

Fund Cluster: 01 - Regular Agency Fund, 04 - Special
 Accounts/ Foreign Assisted, 03- Locally Funded/Grants Fund

PARTICULARS	UACS CODE	CURRENT YEAR DISBURSEMENTS					BALANCES				
		1st Qtr ending March 31	2nd Qtr ending June 30	3rd Qtr ending Sept. 30	4th Qtr ending Dec. 31	TOTAL	Unreleased Appropriation	Unobligated Allotment	UNPAID OBLIGATION		
		17.00	18.00	19.00	20.00	21=(17+18+19+20)	22=(6-11)	23=(11-16)	Due and Demandable 24.00	Not Yet Due and Demandable 25.00	
RM - Other Land Improvements	5021302099	-	-	-	-	-	-	-	-	-	
RM - Road Networks	5021303001	-	-	-	-	-	-	-	-	-	
RM - Flood Control Systems	5021303002	-	-	-	-	-	-	-	-	-	
RM - Sewer Systems	5021303003	-	-	-	-	-	-	-	-	-	
RM - Water Supply System	5021303004	-	-	-	-	-	-	-	510.00	-	
RM - Power Supply Systems	5021303005	-	-	-	-	-	-	-	-	-	
RM - Communication Networks	5021303006	-	-	-	-	-	-	-	-	-	
RM - Airport Systems	5021303008	-	-	-	-	-	-	-	-	-	
RM - Other Infrastructure Assets	5021303099	-	-	-	-	-	-	-	-	-	
RM - Buildings	5021304001	176,529.00	222,949.25	245,259.50	-	644,737.75	-	5,766,567.50	230,267.50	-	
RM - Hospitals and Health Centers	5021304003	-	-	-	-	-	-	-	-	-	
RM - Hotels and Dormitories	5021304006	-	-	-	-	-	-	-	-	-	
RM - Other Structures	5021304099	-	10,000.00	-	-	10,000.00	-	691,430.00	-	-	
RM - Machinery	5021305001	-	5,000.00	-	-	5,000.00	-	1,000.00	6,250.00	-	
RM - Office Equipment	5021305002	17,000.00	7,357.00	3,960.00	-	28,317.00	-	2,206,964.75	3,554.75	-	
RM - ICT Equipment	5021305003	-	-	2,000,549.07	-	2,000,549.07	-	20,634,412.00	15,017,820.00	-	
RM -Agricultural and Forestry Equipment	5021305004	-	-	-	-	-	-	-	-	-	
RM -Marine and Fishery Equipment	5021305005	-	-	-	-	-	-	-	-	-	
RM - Airport Equipment	5021305006	-	-	-	-	-	-	-	-	-	
RM - Communication Equipment	5021305007	-	-	-	-	-	-	-	-	-	
RM - Disaster Response and Rescue Equipment	5021305009	-	-	-	-	-	-	-	-	-	
RM - Military, Police and Security Equipment	5021305010	-	-	-	-	-	-	-	-	-	
RM - Medical Equipment	5021305011	-	-	-	-	-	-	-	-	-	
RM - Printing Equipment	5021305012	-	-	-	-	-	-	-	-	-	
RM - Sports Equipment	5021305013	-	-	-	-	-	-	-	-	-	
RM - Technical and Scientific Equipment	5021305014	-	-	-	-	-	-	-	-	-	
RM - Other Machinery and Equipment	5021305099	-	15,000.00	-	-	15,000.00	-	462,355.00	13,645.00	-	
RM - Motor Vehicles	5021306001	76,229.00	191,868.00	335,254.43	-	603,351.43	-	1,220,023.36	680,902.25	-	
RM - Trains	5021306002	-	-	-	-	-	-	-	-	-	
RM - Watercrafts	5021306004	-	-	-	-	-	-	-	-	-	
RM - Other Transportation Equipment	5021306099	-	-	-	-	-	-	-	-	-	
RM - Furniture and Fixtures	5021307000	-	6,725.00	24,740.00	-	31,465.00	-	379,835.00	13,575.00	-	
RM - Leased Assets, Buildings and other structures	5021308001	-	-	-	-	-	-	-	-	-	
RM - Leased Assets, Machinery and Equipment	5021308002	-	-	-	-	-	-	-	-	-	
RM - Leased Assets, ICT Machinery and Equipment	5021308004	-	-	-	-	-	-	-	-	-	
RM - Leased Assets, Transportation Equipment	5021308003	-	-	-	-	-	-	-	-	-	
RM - Leased Assets, Other Leased Assets	5021308099	-	-	-	-	-	-	-	-	-	
RM - Leased Assets Improvements, Land	5021309001	-	-	-	-	-	-	-	-	-	
RM - Leased Assets Improvements, Buildings	5021309002	-	-	-	-	-	-	-	-	-	
RM - Other Leased Assets improvements	5021309099	-	-	-	-	-	-	-	-	-	
RM - Historical Buildings	5021310001	-	-	-	-	-	-	11,666.77	-	-	
RM - Work of Arts and Archeological Specimens	5021310002	-	-	-	-	-	-	-	-	-	
RM - Other Heritage Assets	5021310099	-	-	-	-	-	-	-	-	-	
RM- Semi-Expendable - Machinery	5021321001	-	-	-	-	-	-	-	-	-	
RM- Semi-Expendable - Office Equipment	5021321002	-	-	-	-	-	-	-	-	-	
RM- Semi-Expendable - Information and Communic	5021321003	-	-	-	-	-	-	-	-	-	
RM- Semi-Expendable - Agricultural and Forestry E	5021321004	-	-	-	-	-	-	-	-	-	
RM- Semi-Expendable - Marine and Fishery Equipm	5021321005	-	-	-	-	-	-	-	-	-	
RM- Semi-Expendable - Communication Equipment	5021321007	-	-	-	-	-	-	-	-	-	
RM- Semi-Expendable - Disaster Response and Res	5021321008	-	-	-	-	-	-	-	-	-	
RM- Semi-Expendable - Military Police and Security	5021321009	-	-	-	-	-	-	-	-	-	
RM- Semi-Expendable - Medical Equipment	5021321010	-	-	-	-	-	-	-	-	-	
RM- Semi-Expendable - Printing Equipment	5021321011	-	-	-	-	-	-	-	-	-	
RM- Semi-Expendable - Sports Equipment	5021321012	-	-	-	-	-	-	-	-	-	

Department: HEALTH
 Agency: CENTRAL OFFICE
 Operating Unit
 Organization Code (UACS): 13001000000

Fund Cluster: 01 - Regular Agency Fund, 04 - Special
 Accounts/ Foreign Assisted, 03- Locally Funded/Grants Fund

PARTICULARS	UACS CODE	CURRENT YEAR DISBURSEMENTS					BALANCES				
		1st Qtr ending March 31	2nd Qtr ending June 30	3rd Qtr ending Sept. 30	4th Qtr ending Dec. 31	TOTAL	Unreleased Appropriation	Unobligated Allotment	UNPAID OBLIGATION		
		17.00	18.00	19.00	20.00	21=(17+18+19+20)	22=(6-11)	23=(11-16)	Due and Demandable	Not Yet Due and Demandable	
1.00	2							24.00	25.00		
RM- Semi-Expendable - Technical and Scientific Eq	5021321013	-	-	-	-	-	-	-	-	-	
RM- Semi-Expendable - Other Machinery and Equip	5021321099	-	-	-	-	-	-	-	-	-	
RM- Semi-Expendable - Furniture and Fixtures	5021322001	-	-	-	-	-	-	-	320,932.00	-	
RM- Semi-Expendable - Books	5021322002	27,768.00	-	-	-	27,768.00	-	-	-	-	
RM - Other Property, Plant and Equipment	5021399099	-	-	-	-	-	-	-	-	-	
Subsidy to National Government Agencies	5021401000	-	7,623,156.80	-	-	7,623,156.80	-	-	-	-	
Financial Assistance to NGAs	5021402000	273,640,395.64	132,727,235.00	280,139,704.00	-	686,507,334.64	-	931,391,688.64	23,519,814.00	-	
Financial Assistance to LGU	5021403000	-	-	-	-	-	-	-	-	-	
Subsidy Support to Operations of GOCCs	5021404001	-	338,783,750.00	246,112,500.00	-	584,896,250.00	-	-	3,399,990.00	-	
Financial Assistance to NGOs/POs	5021405000	-	13,317,000.00	-	-	13,317,000.00	-	-	-	-	
Internal Revenue Allotment	5021406000	-	-	-	-	-	-	-	-	-	
Subsidy to Regional Offices/Staff Bureaus	5021407000	-	-	-	-	-	-	487,535.00	-	-	
Subsidy to Operating Units	5021408000	-	-	-	-	-	-	-	-	-	
Subsidy to Other Funds	5021409000	-	-	-	-	-	-	-	-	-	
Subsidy- Others	5021499000	-	-	-	-	-	-	1,239,789.17	-	-	
Taxes, Duties and Licenses	5021501001	2,112,930.06	56,040,944.12	26,374,168.64	-	84,528,042.82	-	39,545,316.23	813,390.06	-	
Tax Refund	5021501002	-	-	-	-	-	-	-	-	-	
Fidelity Bond Premiums	5021502000	382,278.75	1,500.00	112,125.00	-	495,903.75	-	86,182.50	813.75	-	
Insurance Expenses	5021503000	877,246.46	257,654.31	4,016,222.19	-	5,151,122.96	-	3,809,176.89	24,341.15	-	
Labor and Wages	5021601000	985,277.94	1,158,464.78	1,173,087.08	-	3,316,829.80	-	1,757,708.68	9,173.36	-	
Advertising Expenses	5029901000	1,029,502.40	1,276,920.96	4,774,821.02	-	7,081,244.38	-	403,996,788.89	11,083,036.38	-	
Printing and Publication Expenses	5029902000	-	-	600.00	-	600.00	-	38,505,952.84	17,095,022.00	-	
Representation Expenses	5029903000	458,300.25	2,823,205.42	4,503,815.06	-	7,785,320.73	-	31,423,422.35	6,630,069.81	-	
Transportation and Delivery Expenses	5029904000	-	18,417.72	17,068,561.25	-	17,086,978.97	-	184,655,043.91	52,878,974.59	-	
Rent- Building and Structures	5029905001	-	-	12,396,000.00	-	12,396,000.00	-	-	-	-	
Rent- Lands	5029905002	-	-	-	-	-	-	-	-	-	
Rent- Motor Vehicles	5029905003	-	302,047.82	424,900.00	-	726,947.82	-	1,954,267.82	534,200.00	-	
Rent- Equipment	5029905004	201,725.82	1,210,276.85	2,402,377.05	-	3,814,379.72	-	1,264,359.99	3,664,248.80	-	
Rent- Living Quarters	5029905005	-	-	-	-	-	-	-	-	-	
Operating Lease	5029905006	-	-	-	-	-	-	-	-	-	
Financial Lease	5029905007	-	-	-	-	-	-	-	-	-	
Rents - ICT Machinery and Equipment	5029905008	-	-	-	-	-	-	-	-	-	
Membership Dues and Contributions to Organization	5029906000	-	-	-	-	-	-	151,000.00	-	-	
SE- Cloud Computing Service	5029907003	-	-	-	-	-	-	-	-	-	
SE- Data Center Service	5029907002	-	-	-	-	-	-	-	-	-	
SE- ICT Software Subscription	5029907001	-	-	-	-	-	-	3,686,672.70	4,992,720.80	-	
SE-Library and Other Reading Materials Subscriptio	5029907004	-	-	-	-	-	-	-	-	-	
SE- Other Subscription Expenses	5029907099	20,072.00	53,933.00	72,951.00	-	146,956.00	-	2,010,922.00	2,323,142.00	-	
Donations	5029908000	-	-	-	-	-	-	1,798,000.00	-	-	
Litigation/Acquired Assets Expenses	5029909000	-	-	-	-	-	-	-	-	-	
Website Maintenance	5029999001	-	-	-	-	-	-	-	-	-	
Other Maintenance and Operating Expenses	5029999099	25,780.00	6,680.00	29,934.00	-	62,394.00	-	24,324,804.94	1,097,896.06	-	
Capital Outlay		-	354,492,158.47	667,299,204.00	-	1,021,791,362.47	150,179,095.00	1,647,999,850.45	842,743,692.08	-	
Investment Property - Buildings	5060301002	-	-	-	-	-	-	-	-	-	
Investment Property - Land	5060301001	-	-	-	-	-	-	-	-	-	
Land	5060401001	-	-	-	-	-	-	-	-	-	
Aquaculture Structures	5060402001	-	-	-	-	-	-	-	-	-	
Other Land Improvements	5060402099	-	-	-	-	-	-	-	-	-	
Reforestation Projects	5060402002	-	-	-	-	-	-	-	-	-	
Airport Systems	5060403008	-	-	-	-	-	-	-	-	-	
Communication Networks	5060403006	-	-	-	-	-	-	-	-	-	
Flood Control Systems	5060403002	-	-	-	-	-	-	-	-	-	
Other Infrastructure Assets	5060403099	-	-	-	-	-	-	-	-	-	


Department: HEALTH
 Agency: CENTRAL OFFICE
 Operating Unit
 Organization Code (UACS): 13001000000


Fund Cluster: 01 - Regular Agency Fund, 04 - Special
 Accounts/ Foreign Assisted, 03- Locally Funded/Grants Fund

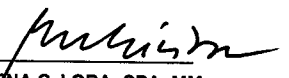
PARTICULARS	UACS CODE	CURRENT YEAR DISBURSEMENTS					BALANCES				
		1st Qtr ending March 31	2nd Qtr ending June 30	3rd Qtr ending Sept. 30	4th Qtr ending Dec. 31	TOTAL	Unreleased Appropriation	Unobligated Allotment	UNPAID OBLIGATION		
		17.00	18.00	19.00	20.00	21=(17+18+19+20)	22=(6-11)	23=(11-16)	Due and Demandable 24.00	Not Yet Due and Demandable 25.00	
Parks, Plazas and Monuments	5060403009	-	-	-	-	-	-	-	-	-	
Power Supply Systems	5060403005	-	-	-	-	-	-	-	-	-	
Road Networks	5060403001	-	-	-	-	-	-	-	-	-	
Seaport Systems	5060403007	-	-	-	-	-	-	-	-	-	
Sewer Systems	5060403003	-	-	-	-	-	-	-	-	-	
Water Supply Systems	5060403004	-	-	-	-	-	-	-	-	-	
Buildings	5060404001	-	-	-	-	-	-	-	-	-	
Ground Water Monitoring Stations	5060404007	-	-	-	-	-	-	-	-	-	
Hospitals and Health Centers	5060404003	-	130,000,000.00	557,620,000.00	-	687,620,000.00	-	72,433,000.00	457,720,000.00	-	
Hostels and Dormitories	5060404006	-	-	-	-	-	-	-	-	-	
Other Structures	5060404099	-	-	-	-	-	-	-	-	-	
School Buildings	5060404002	-	-	-	-	-	-	-	-	-	
Agricultural and Forestry Equipment	5060405004	-	-	-	-	-	-	-	-	-	
Airport Equipment	5060405006	-	-	-	-	-	-	-	-	-	
Communication Equipment	5060405007	-	-	-	-	-	-	-	-	-	
Disaster Response and Rescue Equipment	5060405009	-	-	-	-	-	-	-	-	-	
ICT Software	5060405015	-	-	-	-	-	-	-	-	-	
Information and Communication Technology Equip	5060405003	-	-	4,518,424.00	-	4,518,424.00	-	304,453,472.00	155,202,104.00	-	
Machinery	5060405001	-	-	-	-	-	-	-	-	-	
Marine and Fishery Equipment	5060405005	-	-	-	-	-	-	-	-	-	
Medical Equipment	5060405011	-	178,000,000.00	105,160,780.00	-	283,160,780.00	150,179,095.00	475,895,220.00	215,381,905.00	-	
Office Equipment	5060405002	-	-	-	-	-	-	-	-	-	
Other Machinery and Equipment	5060405099	-	-	-	-	-	-	-	-	-	
Printing Equipment	5060405012	-	-	-	-	-	-	-	-	-	
Sports Equipment	5060405013	-	-	-	-	-	-	-	-	-	
Technical and Scientific Equipment	5060405014	-	-	-	-	-	-	-	-	-	
Aircrafts and Aircrafts Ground Equipment	5060406003	-	-	-	-	-	-	-	-	-	
Motor Vehicles	5060406001	-	-	-	-	-	-	750,060,000.00	-	-	
Other Transportation Equipment	5060406099	-	-	-	-	-	-	-	-	-	
Trains	5060406002	-	-	-	-	-	-	-	-	-	
Watercrafts	5060406004	-	-	-	-	-	-	-	-	-	
Books	5060407002	-	-	-	-	-	-	-	-	-	
Furniture and Fixtures	5060407001	-	-	-	-	-	-	38,784,000.00	-	-	
Historical Buildings	5060408001	-	-	-	-	-	-	-	-	-	
Other Heritage Assets	5060408099	-	-	-	-	-	-	-	-	-	
Works of Arts and Archeological Specimens	5060408002	-	-	-	-	-	-	-	-	-	
Other Property, Plant and Equipment	5060409099	-	-	-	-	-	-	-	-	-	
Work/Zoo Animals	5060409001	-	-	-	-	-	-	-	-	-	
Patents/Copyrights	5060601000	-	-	-	-	-	-	-	-	-	
Computer Software	5060602000	-	46,492,158.47	-	-	46,492,158.47	-	6,374,158.45	14,439,683.08	-	
Other Intangible Assets	5060699000	-	-	-	-	-	-	-	-	-	
B. Automatic Appropriation		43,689,805.84	30,899,628.65	11,248,138.87	-	24,038,316.06	29,420,000.00	184,219,978.33	176,368,677.61	-	
Retirement and Life Insurance Premium		10,257,872.84	2,532,304.35	11,248,138.87	-	24,038,316.06	-	9,219,978.20	6,914,705.74	-	
Personnel Services		10,257,872.84	2,532,304.35	11,248,138.87	-	24,038,316.06	-	9,219,978.20	6,914,705.74	-	
Retirement and Life Insurance Premiums	50103010 00	10,257,872.84	2,532,304.35	11,248,138.87	-	24,038,316.06	-	9,219,978.20	6,914,705.74	-	
Custom Duties and Taxes		33,431,933.00	33,431,933.00	-	-	-	-	0.13	169,453,971.87	-	
Maintenance and Other Operating Expenses		33,431,933.00	33,431,933.00	-	-	-	-	0.13	169,453,971.87	-	
Taxes, Duties and Licenses	5021501001	33,431,933.00	33,431,933.00	-	-	-	-	0.13	169,453,971.87	-	
Tax Refund	5021501002	-	-	-	-	-	-	-	-	-	
Fidelity Bond Premiums	5021502000	-	-	-	-	-	-	-	-	-	
Insurance Expenses	5021503000	-	-	-	-	-	-	-	-	-	
FAPS - Illegal Drugs		-	-	-	-	-	-	175,000,000.00	-	-	

Department: HEALTH
 Agency: CENTRAL OFFICE
 Operating Unit
 Organization Code (UACS): 13001000000
 Fund Cluster: 01 - Regular Agency Fund, 04 - Special
 Accounts/ Foreign Assisted, 03- Locally Funded/Grants Fund

PARTICULARS	UACS CODE	CURRENT YEAR DISBURSEMENTS					BALANCES				
		1st Qtr ending March 31	2nd Qtr ending June 30	3rd Qtr ending Sept. 30	4th Qtr ending Dec. 31	TOTAL	Unreleased Appropriation	Unobligated Allotment	UNPAID OBLIGATION		
						21=(17+18+19+20)	22=(6-11)	23=(11-16)	Due and Demandable	Not Yet Due and Demandable	
Maintenance and Other Operating Expenses		17.00	18.00	19.00	20.00				24.00	25.00	
Donations	5029908000	-	-	-	-	-	-	85,000,000.00	-	-	
Litigation/Acquired Assets Expenses	5029909000	-	-	-	-	-	-	-	-	-	
Website Maintenance	5029999001	-	-	-	-	-	-	-	-	-	
Other Maintenance and Operating Expenses	5029999099	-	-	-	-	-	-	85,000,000.00	-	-	
Capital Outlay		-	-	-	-	-	-	-	-	-	
Hospitals and Health Centers	5060404003	-	-	-	-	-	-	90,000,000.00	-	-	
Hostels and Dormitories	5060404006	-	-	-	-	-	-	90,000,000.00	-	-	
Other Structures	5060404099	-	-	-	-	-	-	-	-	-	
School Buildings	5060404002	-	-	-	-	-	-	-	-	-	
Franchise Tax		-	-	-	-	-	29,420,000.00	-	-	-	
Maintenance and Other Operating Expenses		-	-	-	-	-	29,420,000.00	-	-	-	
Taxes, Duties and Licenses	5021501001	-	-	-	-	-	29,420,000.00	-	-	-	
Tax Refund	5021501002	-	-	-	-	-	-	-	-	-	
Fidelity Bond Premiums	5021502000	-	-	-	-	-	-	-	-	-	
Insurance Expenses	5021503000	-	-	-	-	-	-	-	-	-	
C. Special Purpose Funds		18,984,065.90	6,988,185.32	3,463,554.21	-	29,435,805.43	-	73,563.75	193,698.57	-	
Miscellaneous Personnel Benefits Fund		16,992,294.96	23,724.00	-	-	17,016,018.96	-	73,550.79	-	-	
Personnel Services		16,992,294.96	23,724.00	-	-	17,016,018.96	-	73,550.79	-	-	
Collective Negotiation Agreement	50102990 11	-	-	-	-	-	-	-	-	-	
Mid year Bonus - Civilian	50102990 36	-	-	-	-	-	-	-	-	-	
Productivity Enhancement Incentive- Civilian	50102990 12	-	-	-	-	-	-	-	-	-	
Performance Based Bonus- Civilian	50102990 14	16,992,294.96	23,724.00	-	-	17,016,018.96	-	73,550.79	-	-	
Pension and Gratuity Fund		1,991,770.94	6,964,461.32	3,463,554.21	-	12,419,786.47	-	12.96	193,698.57	-	
Personnel Services		1,991,770.94	6,964,461.32	3,463,554.21	-	12,419,786.47	-	12.96	193,698.57	-	
Basic Salary- Civilian	50101010 01	-	-	-	-	-	-	-	-	-	
Pension Benefits- Civilian	50104010 01	-	-	-	-	-	-	-	-	-	
Retirement and Graduity- Civilian	50104020 01	-	-	-	-	-	-	-	-	-	
Terminal Leave Benefits- Civilian	50104030 01	1,991,770.94	6,964,461.32	3,463,554.21	-	12,419,786.47	-	12.96	193,698.57	-	
GRAND TOTAL		538,566,328.95	1,647,369,600.09	1,609,363,601.10	-	3,795,299,530.14	8,351,611,188.00	11,817,880,729.88	8,220,332,617.47	0.00	


 AGNES D. MARFORI
 OIC, Budget Division


 LORICA C. RABAGO, CPA, MM
 OIC- Accounting Division


 ROWENA C. LORA, CPA, MM
 OIC-Director IV FMS