

LIST OF ALLOTMENTS AND SUB-ALLOTMENTS

As of the Quarter Ending December 31, 2017

Department: Department of Health (DOH)

Agency: Office of the Secretary

Operating Unit: All

Organization Code (UACS): 13001000000

Fund Cluster: 01 - Regular Agency Fund

Authorization: 01 - Current Year Appropriations

Report Status: ALL

No.	Allotments / Sub-Allotments		Funding Source		Allotments					Sub-Allotment to Regions/Operating Units					Total Allotments / Net of Sub-allotments				
	Number	Date	Description	UACS Code	PS	MOOE	CO	FINEX	Total	PS	MOOE	CO	FINEX	Total	PS	MOOE	CO	FINEX	Total
1	2	3	4	5	6	7	8	9	10=(6+7+8+9)	11	12	13	14	15=(11+12+13+14)	16	17	18	19	20=(16+17+18+19)
A. Allotments received from DBM																			
	Region I - Ilocos				1,814,499,287	911,717,472	549,600,000		3,275,816,759	-900,000	-27,871,549.77			-28,771,549.77	1,813,599,287	883,845,922.23	549,600,000		3,247,045,209.23
	Ilocos Centers for Health Development				123,213,965	692,690,500	386,600,000		1,202,504,465	-900,000	-27,871,549.77			-28,771,549.77	122,313,965	664,818,950.23	386,600,000		1,173,732,915.23
	GAA FY 2017	02/01/2017	Specific Budgets of National Government Agencies	1101101	108,381,000	676,248,000	195,300,000		979,929,000	-900,000	-27,871,549.77			-28,771,549.77	107,481,000	648,376,450.23	195,300,000		951,157,450.23
	GARO No. 2017-1	02/01/2017	Retirement and Life Insurance Premiums	1104102	8,333,000				8,333,000					8,333,000					8,333,000
	SARO-ROI-17-0004416	30/03/2017	Specific Budgets of National Government Agencies	1101101			21,300,000		21,300,000								21,300,000		21,300,000
	SARO-ROI-17-0007140	19/05/2017	Specific Budgets of National Government Agencies	1101101		20,000,000	170,000,000		190,000,000							20,000,000	170,000,000		190,000,000
	SARO-ROI-17-0008756	20/06/2017	Pension and Gratuity Fund	1101407	2,515,385				2,515,385						2,515,385				2,515,385
	SARO-ROI-17-0010573	17/07/2017	Pension and Gratuity Fund	1101407	376,476				376,476						376,476				376,476
	SARO-ROI-17-0011205	26/07/2017	Pension and Gratuity Fund	1101407	50,604				50,604						50,604				50,604
	SARO-ROI-17-0024192	14/12/2017	Specific Budgets of National Government Agencies	1101101	3,557,500	-3,557,500									3,557,500	-3,557,500			
	Mariano Marcos Memorial Hospital and Medical Center				397,921,786	31,238,972	50,000,000		479,160,758						397,921,786	31,238,972	50,000,000		479,160,758
	GAA FY 2017	12/01/2017	Specific Budgets of National Government Agencies	1101101	299,012,000	41,331,000	50,000,000		390,343,000						299,012,000	41,331,000	50,000,000		390,343,000
	GARO No. 2017-1	04/01/2017	Retirement and Life Insurance Premiums	1104102	23,629,000				23,629,000						23,629,000				23,629,000
	SARO-ROI-17-0009690	05/07/2017	Pension and Gratuity Fund	1101407	11,331,889				11,331,889						11,331,889				11,331,889
	SARO-ROI-17-0010569	17/07/2017	Specific Budgets of National Government Agencies	1101101	3,093,700				3,093,700						3,093,700				3,093,700
	SARO-ROI-17-0010570	17/07/2017	Retirement and Life Insurance Premiums	1104102	249,510				249,510						249,510				249,510
	SARO-ROI-17-0010571	17/07/2017	Specific Budgets of National Government Agencies	1101101	17,679,381				17,679,381						17,679,381				17,679,381
	SARO-ROI-17-0010572	17/07/2017	Retirement and Life Insurance Premiums	1104102	1,391,290				1,391,290						1,391,290				1,391,290
	SARO-ROI-17-0007492	25/05/2017	Miscellaneous Personnel Benefits Fund	1101406	204,000				204,000						204,000				204,000
	SARO-ROI-17-0010709	19/07/2017	Specific Budgets of National Government Agencies	1101101	5,915,344				5,915,344						5,915,344				5,915,344
	SARO-ROI-17-0010711	19/07/2017	Retirement and Life Insurance Premiums	1104102	492,777				492,777						492,777				492,777
	SARO-ROI-17-0010866	20/07/2017	Pension and Gratuity Fund	1101407	2,911,748				2,911,748						2,911,748				2,911,748
	SARO-ROI-17-0011173	26/07/2017	Pension and Gratuity Fund	1101407	518,651				518,651						518,651				518,651
	SARO-ROI-17-0012442	14/08/2017	Pension and Gratuity Fund	1101407	897,580				897,580						897,580				897,580
	SARO-ROI-17-0012443	14/08/2017	Specific Budgets of National Government Agencies	1101101	280,615				280,615						280,615				280,615
	SARO-ROI-17-0014891	15/09/2017	Pension and Gratuity Fund	1101407	506,527				506,527						506,527				506,527
	SARO-ROI-17-0016330	04/10/2017	Specific Budgets of National Government Agencies	1101101	7,326,723				7,326,723						7,326,723				7,326,723
	SARO-ROI-17-0016331	04/10/2017	Retirement and Life Insurance Premiums	1104102	633,267				633,267						633,267				633,267
	SARO-ROI-17-0017380	18/10/2017	Specific Budgets of National Government Agencies	1101101	3,462,984				3,462,984						3,462,984				3,462,984
	SARO-ROI-17-0017381	18/10/2017	Retirement and Life Insurance Premiums	1104102	275,426				275,426						275,426				275,426
	SARO-ROI-17-0017767	23/10/2017	Specific Budgets of National Government Agencies	1101101	3,065,973				3,065,973						3,065,973				3,065,973
	SARO-ROI-17-0017768	23/10/2017	Retirement and Life Insurance Premiums	1104102	260,198				260,198						260,198				260,198
	SARO-ROI-17-0018720	03/11/2017	Pension and Gratuity Fund	1101407	2,151,076				2,151,076						2,151,076				2,151,076
	SARO-ROI-17-0018950	07/11/2017	Pension and Gratuity Fund	1101407	308,355				308,355						308,355				308,355
	SARO-ROI-17-0024835	20/12/2017	Specific Budgets of National Government Agencies	1101101	10,092,028	-10,092,028									10,092,028	-10,092,028			
	SARO-ROI-17-0025014	20/12/2017	Specific Budgets of National Government Agencies	1101101	2,231,744				2,231,744						2,231,744				2,231,744
	Region I Medical Center	23/01/2018																	
	Region I Medical Center				708,641,320	107,329,000	50,000,000		865,970,320						708,641,320	107,329,000	50,000,000		865,970,320
	GAA FY 2017	12/01/2017	Specific Budgets of National Government Agencies	1101101	583,408,000	107,329,000	50,000,000		740,737,000						583,408,000	107,329,000	50,000,000		740,737,000
	GAA FY 2017	12/01/2017	Retirement and Life Insurance Premiums	1104102	47,953,000				47,953,000						47,953,000				47,953,000
	SARO-ROI-17-0002863	07/03/2017	Pension and Gratuity Fund	1101407	350,437				350,437						350,437				350,437
	SARO-ROI-17-0004504	03/04/2017	Pension and Gratuity Fund	1101407	390,525				390,525						390,525				390,525
	SARO-ROI-17-0007393	24/05/2017	Pension and Gratuity Fund	1101407	529,792				529,792						529,792				529,792
	SARO-ROI-17-0009557	03/07/2017	Pension and Gratuity Fund	1101407	239,010				239,010						239,010				239,010
	SARO-ROI-17-0010457	14/07/2017	Specific Budgets of National Government Agencies	1101101	568,789				568,789						568,789				568,789
	SARO-ROI-17-0011589	02/08/2017	Specific Budgets of National Government Agencies	1101101	47,040,374				47,040,374						47,040,374				47,040,374
	SARO-ROI-17-0011590	02/08/2017	Retirement and Life Insurance Premiums	1104102	3,930,526				3,930,526						3,930,526				3,930,526
	SARO-ROI-17-0013760	04/09/2017	Specific Budgets of National Government Agencies	1101101	579,760				579,760						579,760				579,760
	SARO-ROI-17-0015468	22/09/2017	Specific Budgets of National Government Agencies	1101101	145,011				145,011						145,011				145,011
	SARO-ROI-17-0016270	04/10/2017	Specific Budgets of National Government Agencies	1101101	8,584,538				8,584,538						8,584,538				8,584,538
	SARO-ROI-17-0016288	04/10/2017	Retirement and Life Insurance Premiums	1104102	609,055				609,055						609,055				609,055
	SARO-ROI-17-0016539	06/10/2017	Specific Budgets of National Government Agencies	1101101	6,831,551				6,831,551						6,831,551				6,831,551
	SARO-ROI-17-0016540	06/10/2017	Retirement and Life Insurance Premiums	1104102	510,573				510,573						510,573				510,573
	SARO-ROI-17-0016541	06/10/2017	Specific Budgets of National Government Agencies	1101101	4,874,922				4,874,922						4,874,922				4,874,922
	SARO-ROI-17-0016542	06/10/2017	Retirement and Life Insurance Premiums	1104102	360,486				360,486						360,486				360,486
	SARO-ROI-17-0016951	11/10/2017	Specific Budgets of National Government Agencies	1101101	32,237				32,237						32,237				32,237
	SARO-ROI-17-0017097	12/10/2017	Specific Budgets of National Government Agencies	1101101	1,585,656				1,585,656						1,585,656				1,585,656
	SARO-ROI-17-0017098	12/10/2017	Retirement and Life Insurance Premiums	1104102	117,078				117,078						117,078				117,078
	Ilocos Training and Regional Medical Center				516,619,216	65,680,000	63,000,000		645,299,216						516,619,216	65,680,000	63,000,000		645,299,216
	GAA FY 2017	12/01/2017	Specific Budgets of National Government Agencies	1101101	400,991,000	65,680,000	63,000,000		529,671,000						400,991,000				

**FAR No. 1-B**  
**LIST OF ALLOTMENTS AND SUB-ALLOTMENTS**

As of the Quarter Ending December 31, 2017

Department: Department of Health (DOH)

Agency: Office of the Secretary

Operating Unit: All

Organization Code (UACS): 130010000000

Fund Cluster: 01 - Regular Agency Fund

Authorization: 01 - Current Year Appropriations

Report Status: ALL

No.	Allotments / Sub-Allotments		Funding Source		Allotments					Sub-Allotment to Regions/Operating Units					Total Allotments / Net of Sub-allotments				
	Number	Date	Description	UACS Code	PS	MOOE	CO	FINEX	Total	PS	MOOE	CO	FINEX	Total	PS	MOOE	CO	FINEX	Total
1	2	3	4	5	6	7	8	9	10=(6+7+8+9)	11	12	13	14	15=(11+12+13+14)	16	17	18	19	20=(16+17+18+19)
	SARO-ROI-17-0002976	08/03/2017	Pension and Gratuity Fund	1101407	1,122,749				1,122,749						1,122,749				1,122,749
	SARO-ROI-17-0004507	03/04/2017	Pension and Gratuity Fund	1101407	1,541,279				1,541,279						1,541,279				1,541,279
	SARO-ROI-17-0004559	04/04/2017	Pension and Gratuity Fund	1101407	698,494				698,494						698,494				698,494
	SARO-ROI-17-0007237	22/05/2017	Specific Budgets of National Government Agencies	1101101	7,219,832				7,219,832						7,219,832				7,219,832
	SARO-ROI-17-0007239	22/05/2017	Retirement and Life Insurance Premiums	1104102	612,381				612,381						612,381				612,381
	SARO-ROI-17-0007247	22/05/2017	Miscellaneous Personnel Benefits Fund	1101406	728,604				728,604						728,604				728,604
	SARO-ROI-17-0007248	22/05/2017	Retirement and Life Insurance Premiums	1104102	67,516				67,516						67,516				67,516
	SARO-ROI-17-0007655	30/05/2017	Specific Budgets of National Government Agencies	1101101	6,597,475				6,597,475						6,597,475				6,597,475
	SARO-ROI-17-0007660	30/05/2017	Retirement and Life Insurance Premiums	1104102	562,014				562,014						562,014				562,014
	SARO-ROI-17-0007776	01/06/2017	Miscellaneous Personnel Benefits Fund	1101406	603,885				603,885						603,885				603,885
	SARO-ROI-17-0007777	01/06/2017	Retirement and Life Insurance Premiums	1104102	57,004				57,004						57,004				57,004
	SARO-ROI-17-0008288	09/06/2017	Pension and Gratuity Fund	1101407	664,170				664,170						664,170				664,170
	SARO-ROI-17-0008539	15/06/2017	Specific Budgets of National Government Agencies	1101101	3,001,708				3,001,708						3,001,708				3,001,708
	SARO-ROI-17-0008540	15/06/2017	Retirement and Life Insurance Premiums	1104102	215,360				215,360						215,360				215,360
	SARO-ROI-17-0008541	15/06/2017	Miscellaneous Personnel Benefits Fund	1101406	84,972				84,972						84,972				84,972
	SARO-ROI-17-0008543	15/06/2017	Retirement and Life Insurance Premiums	1104102	7,560				7,560						7,560				7,560
	SARO-ROI-17-0010044	07/07/2017	Specific Budgets of National Government Agencies	1101101	1,526,247				1,526,247						1,526,247				1,526,247
	SARO-ROI-17-0010079	07/07/2017	Pension and Gratuity Fund	1101407	277,829				277,829						277,829				277,829
	SARO-ROI-17-0011572	02/08/2017	Pension and Gratuity Fund	1101407	390,448				390,448						390,448				390,448
	SARO-ROI-17-0012000	07/08/2017	Specific Budgets of National Government Agencies	1101101	4,751,937				4,751,937						4,751,937				4,751,937
	SARO-ROI-17-0012001	07/08/2017	Retirement and Life Insurance Premiums	1104102	380,749				380,749						380,749				380,749
	SARO-ROI-17-0012435	14/08/2017	Pension and Gratuity Fund	1101407	418,335				418,335						418,335				418,335
	SARO-ROI-17-0013772	04/09/2017	Specific Budgets of National Government Agencies	1101101	7,093,081				7,093,081						7,093,081				7,093,081
	SARO-ROI-17-0013773	04/09/2017	Retirement and Life Insurance Premiums	1104102	571,720				571,720						571,720				571,720
	SARO-ROI-17-0014579	12/09/2017	Pension and Gratuity Fund	1101407	628,732				628,732						628,732				628,732
	SARO-ROI-17-0015434	22/09/2017	Specific Budgets of National Government Agencies	1101101	414,782				414,782						414,782				414,782
	SARO-ROI-17-0015437	22/09/2017	Specific Budgets of National Government Agencies	1101101	207,483				207,483						207,483				207,483
	SARO-ROI-17-0016262	04/10/2017	Specific Budgets of National Government Agencies	1101101	197,291				197,291						197,291				197,291
	SARO-ROI-17-0016848	10/10/2017	Specific Budgets of National Government Agencies	1101101	6,721,440				6,721,440						6,721,440				6,721,440
	SARO-ROI-17-0016849	10/10/2017	Retirement and Life Insurance Premiums	1104102	534,880				534,880						534,880				534,880
	SARO-ROI-17-0016952	11/10/2017	Specific Budgets of National Government Agencies	1101101	98,788				98,788						98,788				98,788
	SARO-ROI-17-0017235	13/10/2017	Pension and Gratuity Fund	1101407	1,300,685				1,300,685						1,300,685				1,300,685
	SARO-ROI-17-0017504	20/10/2017	Specific Budgets of National Government Agencies	1101101	1,004,004				1,004,004						1,004,004				1,004,004
	SARO-ROI-17-0017505	20/10/2017	Retirement and Life Insurance Premiums	1104102	107,515				107,515						107,515				107,515
	SARO-ROI-17-0018536	02/11/2017	Specific Budgets of National Government Agencies	1101101	751,409				751,409						751,409				751,409
	SARO-ROI-17-0018537	02/11/2017	Pension and Gratuity Fund	1101407	52,268				52,268						52,268				52,268
	SARO-ROI-17-0018651	03/11/2017	Pension and Gratuity Fund	1101407	647,879				647,879						647,879				647,879
	SARO-ROI-17-0018721	03/11/2017	Pension and Gratuity Fund	1101407	563,436				563,436						563,436				563,436
	SARO-ROI-17-0018979	07/11/2017	Specific Budgets of National Government Agencies	1101101	162,531				162,531						162,531				162,531
	SARO-ROI-17-0018980	07/11/2017	Retirement and Life Insurance Premiums	1104102	15,779				15,779						15,779				15,779
	SARO-ROI-17-0019681	14/11/2017	Pension and Gratuity Fund	1101407	81,388				81,388						81,388				81,388
	SARO-ROI-17-0019741	15/11/2017	Pension and Gratuity Fund	1101407	210,759				210,759						210,759				210,759
	SARO-ROI-17-0020212	17/11/2017	Pension and Gratuity Fund	1101407	246,727				246,727						246,727				246,727
	SARO-ROI-17-0021238	22/11/2017	Pension and Gratuity Fund	1101407	753,949				753,949						753,949				753,949
	SARO-ROI-17-0021768	24/11/2017	Pension and Gratuity Fund	1101407	3,500,619				3,500,619						3,500,619				3,500,619
	SARO-ROI-17-0024217	14/12/2017	Pension and Gratuity Fund	1101407	82,158				82,158						82,158				82,158
	SARO-ROI-17-0024684	19/12/2017	Specific Budgets of National Government Agencies	1101101	3,513,582				3,513,582						3,513,582				3,513,582
	SARO-ROI-17-0024685	19/12/2017	Retirement and Life Insurance Premiums	1104102	321,397				321,397						321,397				321,397
	SARO-ROI-17-0025000	20/12/2017	Specific Budgets of National Government Agencies	1101101	2,394,861				2,394,861						2,394,861				2,394,861
	SARO-ROI-17-0025001	20/12/2017	Retirement and Life Insurance Premiums	1104102	215,096				215,096						215,096				215,096
	SARO-ROI-17-0026216	29/12/2017	Specific Budgets of National Government Agencies	1101101	12,503,318				12,503,318						12,503,318				12,503,318
	SARO-ROI-17-0026221	29/12/2017	Miscellaneous Personnel Benefits Fund	1101406	4,933,373				4,933,373						4,933,373				4,933,373
	SARO-ROI-17-0026225	29/12/2017	Retirement and Life Insurance Premiums	1104102	1,495,738				1,495,738						1,495,738				1,495,738
	Dagupan Rehabilitation Center				68,103,000	14,779,000			82,882,000						68,103,000	14,779,000			82,882,000
	GAA FY 2017	12/01/2017	Specific Budgets of National Government Agencies	1101101	4,512,000	17,923,000			22,435,000						4,512,000	17,923,000			22,435,000
	SARO-ROI-17-0002048	22/02/2017	Miscellaneous Personnel Benefits Fund	1101406	46,434,348				46,434,348						46,434,348				46,434,348
	SARO-ROI-17-0003356	14/03/2017	Retirement and Life Insurance Premiums	1104102	437,000				437,000						437,000				437,000
	SARO-ROI-17-0003732	20/03/2017	Specific Budgets of National Government Agencies	1101101	5,254,000				5,254,000						5,254,000				5,254,000
	SARO-ROI-17-0003735	20/03/2017	Retirement and Life Insurance Premiums	1104102	3,680,130				3,680,130						3,680,130				3,680,130
	SARO-ROI-17-0006551	11/05/2017	Miscellaneous Personnel Benefits Fund	1101406	4,295,259				4,295,259						4,295,259				4,295,259
	SARO-ROI-17-0006552	11/05/2017	Retirement and Life Insurance Premiums	1104102	346,263				346,263						346,263				346,263
	SARO-ROI-17-0024834	20/12/2017	Specific Budgets of National Government Agencies	1101101	3,144,000	-3,144,000									3,144,000	-3,144,000			
	Region II - Cagayan Valley				1,364,562,288.07	687,947,691.93	531,956,000		2,584,465,980						1,				

FAR No. 1-B  
 LIST OF ALLOTMENTS AND SUB-ALLOTMENTS  
 As of the Quarter Ending December 31, 2017  
 Department: Department of Health (DOH)  
 Agency: Office of the Secretary  
 Operating Unit: All  
 Organization Code (UACS): 13001000000  
 Fund Cluster: 01 - Regular Agency Fund

Authorization: 01 - Current Year Appropriations  
 Report Status: ALL

No.	Allotments / Sub-Allotments		Description	UACS Code	Allotments					Sub-Allotment to Regions/Operating Units					Total Allotments / Net of Sub-allotments				
	Number	Date			PS	MOOE	CO	FINEX	Total	PS	MOOE	CO	FINEX	Total	PS	MOOE	CO	FINEX	Total
1	2	3	4	5	6	7	8	9	10=(6+7+8+9)	11	12	13	14	15=(11+12+13+14)	16	17	18	19	20=(16+17+18+19)
	GAA FY 2017	12/01/2017	Specific Budgets of National Government Agencies	1101101	101,001,000	530,856,000	250,375,000		882,232,000						101,001,000	530,856,000	250,375,000		882,232,000
	GARO-2017-1	06/04/2017	Retirement and Life Insurance Premiums	1104102	7,170,000				7,170,000						7,170,000				7,170,000
	SARO-ROII-17-0002774	06/03/2017	Specific Budgets of National Government Agencies	1101101			145,200,000		145,200,000								145,200,000		145,200,000
	SARO-ROII-17-0007477	25/05/2017	Specific Budgets of National Government Agencies	1101101	1,171,000				1,171,000						1,171,000				1,171,000
	SARO-ROII-17-0007478	25/05/2017	Miscellaneous Personnel Benefits Fund	1101406	2,056,001				2,056,001						2,056,001				2,056,001
	SARO-ROII-17-0007479	25/05/2017	Retirement and Life Insurance Premiums	1104102	273,571				273,571						273,571				273,571
	SARO-ROII-17-0009031	21/07/2017	Pension and Gratuity Fund	1101407	366,888				366,888						366,888				366,888
	SARO-ROII-17-0023692	11/12/2017	Specific Budgets of National Government Agencies	1101101	4,150,000	-4,150,000									4,150,000	-4,150,000			
	SARO-ROII-17-007478	25/05/2017	Miscellaneous Personnel Benefits Fund	1101406	-192,401.38				-192,401.38						-192,401.38				-192,401.38
	SARO-ROII-17-007478	25/05/2017	Pension and Gratuity Fund	1101407	192,401.38				192,401.38						192,401.38				192,401.38
	Cagayan Valley Medical Center				608,745,962	84,032,446	50,000,000		742,778,408						608,745,962	84,032,446	50,000,000		742,778,408
	GAA FY 2017	12/01/2017	Specific Budgets of National Government Agencies	1101101	434,523,000	96,149,000	50,000,000		580,672,000						434,523,000	96,149,000	50,000,000		580,672,000
	GARO No. 2017-01	12/01/2017	Retirement and Life Insurance Premiums	1104102	36,098,000				36,098,000						36,098,000				36,098,000
	SARO-ROII-17-0000585	30/01/2017	Pension and Gratuity Fund	1101407	207,251				207,251						207,251				207,251
	SARO-ROII-17-0004235	28/03/2017	Pension and Gratuity Fund	1101407	2,702,702				2,702,702						2,702,702				2,702,702
	SARO-ROII-17-0004565	04/04/2017	Specific Budgets of National Government Agencies	1101101	29,653,030				29,653,030						29,653,030				29,653,030
	SARO-ROII-17-0004566	04/04/2017	Retirement and Life Insurance Premiums	1104102	2,470,847				2,470,847						2,470,847				2,470,847
	SARO-ROII-17-0006248	08/05/2017	Pension and Gratuity Fund	1101407	296,340				296,340						296,340				296,340
	SARO-ROII-17-0007511	25/05/2017	Specific Budgets of National Government Agencies	1101101	5,594,609				5,594,609						5,594,609				5,594,609
	SARO-ROII-17-0007512	25/05/2017	Retirement and Life Insurance Premiums	1104102	455,019				455,019						455,019				455,019
	SARO-ROII-17-0007932	02/06/2017	Pension and Gratuity Fund	1101407	391,309				391,309						391,309				391,309
	SARO-ROII-17-0009049	27/06/2017	Specific Budgets of National Government Agencies	1101101	4,675,731				4,675,731						4,675,731				4,675,731
	SARO-ROII-17-0009051	27/06/2017	Retirement and Life Insurance Premiums	1104102	390,999				390,999						390,999				390,999
	SARO-ROII-17-0010333	12/07/2017	Specific Budgets of National Government Agencies	1101101	1,882,995				1,882,995						1,882,995				1,882,995
	SARO-ROII-17-0010977	21/07/2017	Specific Budgets of National Government Agencies	1101101	2,184,488				2,184,488						2,184,488				2,184,488
	SARO-ROII-17-0010978	21/07/2017	Retirement and Life Insurance Premiums	1104102	200,665				200,665						200,665				200,665
	SARO-ROII-17-0011020	24/07/2017	Specific Budgets of National Government Agencies	1101101	57,869,112				57,869,112						57,869,112				57,869,112
	SARO-ROII-17-0011021	24/07/2017	Retirement and Life Insurance Premiums	1104102	4,212,797				4,212,797						4,212,797				4,212,797
	SARO-ROII-17-0012282	10/08/2017	Specific Budgets of National Government Agencies	1101101	3,031,381				3,031,381						3,031,381				3,031,381
	SARO-ROII-17-0012283	10/08/2017	Retirement and Life Insurance Premiums	1104102	274,651				274,651						274,651				274,651
	SARO-ROII-17-0013259	25/08/2017	Pension and Gratuity Fund	1101407	471,321				471,321						471,321				471,321
	SARO-ROII-17-0016375	05/10/2017	Specific Budgets of National Government Agencies	1101101	2,897,482				2,897,482						2,897,482				2,897,482
	SARO-ROII-17-0016376	05/10/2017	Retirement and Life Insurance Premiums	1104102	237,040				237,040						237,040				237,040
	SARO-ROII-17-0016384	05/10/2017	Pension and Gratuity Fund	1101407	237,643				237,643						237,643				237,643
	SARO-ROII-17-0018033	26/10/2017	Pension and Gratuity Fund	1101407	125,067				125,067						125,067				125,067
	SARO-ROII-17-0018525	02/11/2017	Retirement and Life Insurance Premiums	1104102	251,192				251,192						251,192				251,192
	SARO-ROII-17-0018526	02/11/2017	Specific Budgets of National Government Agencies	1101101	3,111,618				3,111,618						3,111,618				3,111,618
	SARO-ROII-17-0020769	20/11/2017	Pension and Gratuity Fund	1101407	196,364				196,364						196,364				196,364
	SARO-ROII-17-0020770	20/11/2017	Specific Budgets of National Government Agencies	1101101	1,846,591				1,846,591						1,846,591				1,846,591
	SARO-ROII-17-0020771	20/11/2017	Retirement and Life Insurance Premiums	1104102	140,164				140,164						140,164				140,164
	SARO-ROII-17-0023899	12/12/2017	Specific Budgets of National Government Agencies	1101101	12,116,554	-12,116,554									12,116,554	-12,116,554			
	Veterans General Hospital				315,173,236	42,427,000	31,000,000		388,600,236						315,173,236	42,427,000	31,000,000		388,600,236
	Veterans General Hospital	03/01/2018																	
	GAA FY 2017	12/01/2017	Specific Budgets of National Government Agencies	1101101	238,664,000	47,427,000	31,000,000		317,091,000						238,664,000	47,427,000	31,000,000		317,091,000
	SARO No. 2017-1	04/01/2017	Retirement and Life Insurance Premiums	1104102	19,402,000				19,402,000						19,402,000				19,402,000
	SARO RO II-17-0001001	08/02/2017	Pension and Gratuity Fund	1101407	816,257				816,257						816,257				816,257
	SARO RO II-17-0003705	20/03/2017	Retirement and Life Insurance Premiums	1104102	460,498				460,498						460,498				460,498
	SARO ROII-17-0003464	15/03/2017	Pension and Gratuity Fund	1101407	1,027,218				1,027,218						1,027,218				1,027,218
	SARO ROII-17-0003704	20/03/2017	Specific Budgets of National Government Agencies	1101101	5,549,570				5,549,570						5,549,570				5,549,570
	SARO ROII-17-0004100	24/03/2017	Pension and Gratuity Fund	1101407	144,488				144,488						144,488				144,488
	SARO-ROII-17-0005428	28/04/2017	Specific Budgets of National Government Agencies	1101101	639,048				639,048						639,048				639,048
	SARO-ROII-17-0005428	28/04/2017	Retirement and Life Insurance Premium	1104102	57,035				57,035						57,035				57,035
	SARO-ROII-17-0006002	03/05/2017	Specific Budgets of National Government Agencies	1101101	601,675				601,675						601,675				601,675
	SARO-ROII-17-0006003	03/05/2017	Retirement and Life Insurance Premium	1104102	53,783				53,783						53,783				53,783
	SARO-ROII-17-0006571	11/05/2017	Pension and Gratuity Fund	1101407	1,065,300				1,065,300						1,065,300				1,065,300
	SARO-ROII-17-0007176	19/05/2017	Pension and Gratuity Fund	1101407	43,786				43,786						43,786				43,786
	SARO-ROII-17-0007651	30/05/2017	Pension and Gratuity Fund	1101407	315,027				315,027						315,027				315,027
	SARO-ROII-17-0007676	30/05/2017	Specific Budgets of National Government Agencies	1101101	1,814,894				1,814,894						1,814,894				1,814,894
	SARO-ROII-17-0007677	30/05/2017	Retirement and Life Insurance Premium	1104102	163,758				163,758						163,758				163,758
	SARO-ROII-17-0008879	21/06/2017	Pension and Gratuity Fund	1101407	291,063				291,063						291,063				291,063
	SARO-ROII-17-0009035	23/06/2017	Pension and Gratuity Fund	1101407	1,217,951				1,217,951						1,217,951				1,217,951
	SARO-ROII-17-0010758	19/07/2017	Pension and Gratuity Fund	1101407	462,339				462,339						462,339				462,339
	SARO-ROII-17-0012203	10/08/2017	Specific Budgets of National Government Agencies	1101101	6,444,247				6,44										

FAR No. 1-B  
 LIST OF ALLOTMENTS AND SUB-ALLOTMENTS  
 As of the Quarter Ending December 31, 2017

Department: Department of Health (DOH)  
 Agency: Office of the Secretary  
 Operating Unit: All  
 Organization Code (UACS): 130010000000  
 Fund Cluster: 01 - Regular Agency Fund

Authorization: 01 - Current Year Appropriations  
 Report Status: ALL

No.	Allotments / Sub-Allotments			Funding Source	UACS Code	Allotments					Sub-Allotment to Regions/Operating Units					Total Allotments / Net of Sub-allotments				
	Number	Date	Description			PS	MOOE	CO	FINEX	Total	PS	MOOE	CO	FINEX	Total	PS	MOOE	CO	FINEX	Total
1	2	3	4	5	6	7	8	9	10=(6+7+8+9)	11	12	13	14	15=(11+12+13+14)	16	17	18	19	20=(16+17+18+19)	
	SARO-ROII-17-0013787	04/09/2017	Pension and Gratuity Fund	1101407	594,859				594,859						594,859				594,859	
	SARO-ROII-17-0014285	08/09/2017	Specific Budgets of National Government Agencies	1101101	2,267,278				2,267,278						2,267,278				2,267,278	
	SARO-ROII-17-0014286	08/09/2017	Retirement and Life Insurance Premiums	1104102	219,505				219,505						219,505				219,505	
	SARO-ROII-17-0014496	11/09/2017	Pension and Gratuity Fund	1101407	14,653				14,653						14,653				14,653	
	SARO-ROII-17-0016279	04/10/2017	Pension and Gratuity Fund	1101407	43,568				43,568						43,568				43,568	
	SARO-ROII-17-0016284	04/10/2017	Pension and Gratuity Fund	1101407	1,095,409				1,095,409						1,095,409				1,095,409	
	SARO-ROII-17-0016381	05/10/2017	Specific Budgets of National Government Agencies	1101101	434,233				434,233						434,233				434,233	
	SARO-ROII-17-0016382	05/10/2017	Retirement and Life Insurance Premiums	1104102	42,895				42,895						42,895				42,895	
	SARO-ROII-17-0017410	18/10/2017	Pension and Gratuity Fund	1101407	201,276				201,276						201,276				201,276	
	SARO-ROII-17-0018848	06/11/2017	Pension and Gratuity Fund	1101407	281,735				281,735						281,735				281,735	
	SARO-ROII-17-0019743	15/11/2017	Pension and Gratuity Fund	1101407	4,506				4,506						4,506				4,506	
	SARO-ROII-17-0020192	17/11/2017	Pension and Gratuity Fund	1101407	81,861				81,861						81,861				81,861	
	SARO-ROII-17-0020660	20/11/2017	Specific Budgets of National Government Agencies	1101101	600,684				600,684						600,684				600,684	
	SARO-ROII-17-0020662	20/11/2017	Retirement and Life Insurance Premiums	1104102	56,465				56,465						56,465				56,465	
	SARO-ROII-17-0021584	23/11/2017	Specific Budgets of National Government Agencies	1101101	21,787,125				21,787,125						21,787,125				21,787,125	
	SARO-ROII-17-0021585	23/11/2017	Retirement and Life Insurance Premiums	1104102	2,350,459				2,350,459						2,350,459				2,350,459	
	SARO-ROII-17-0023017	01/12/2017	Pension and Gratuity Fund	1101407	261,597				261,597						261,597				261,597	
	SARO-ROII-17-0023807	11/12/2017	Specific Budgets of National Government Agencies	1101101	5,000,000	-5,000,000									5,000,000	-5,000,000				
	Southern Isabela General Hospital				218,147,222	21,147,000	22,000,000		261,294,222						218,147,222	21,147,000	22,000,000		261,294,222	
	GAA FY 2017	12/01/2017	Specific Budgets of National Government Agencies	1101101	128,024,000	21,147,000	22,000,000		171,171,000						128,024,000	21,147,000	22,000,000		171,171,000	
	GARO 2017-1 RLIP	16/02/2017	Retirement and Life Insurance Premiums	1104102	10,513,000				10,513,000						10,513,000				10,513,000	
	SARO-ROII-17-0001047	09/02/2017	Pension and Gratuity Fund	1101407	382,080				382,080						382,080				382,080	
	SARO-ROII-17-0005098	11/04/2017	Pension and Gratuity Fund	1101407	126,570				126,570						126,570				126,570	
	SARO-ROII-17-0010320	12/07/2017	Specific Budgets of National Government Agencies	1101101	28,988,000				28,988,000						28,988,000				28,988,000	
	SARO-ROII-17-0010321	12/07/2017	Miscellaneous Personnel Benefits Fund	1101406	28,095,047				28,095,047						28,095,047				28,095,047	
	SARO-ROII-17-0010322	12/07/2017	Retirement and Life Insurance Premiums	1104102	4,379,991				4,379,991						4,379,991				4,379,991	
	SARO-ROII-17-0010373	13/07/2017	Pension and Gratuity Fund	1101407	62,179				62,179						62,179				62,179	
	SARO-ROII-17-0010958	21/07/2017	Pension and Gratuity Fund	1101407	37,547				37,547						37,547				37,547	
	SARO-ROII-17-0014449	08/09/2017	Pension and Gratuity Fund	1101407	100,553				100,553						100,553				100,553	
	SARO-ROII-17-0018678	03/11/2017	Miscellaneous Personnel Benefits Fund	1101406	10,044,414				10,044,414						10,044,414				10,044,414	
	SARO-ROII-17-0018679	03/11/2017	Retirement and Life Insurance Premiums	1104102	784,245				784,245						784,245				784,245	
	SARO-ROII-17-0020772	20/11/2017	Miscellaneous Personnel Benefits Fund	1101406	6,029,622				6,029,622						6,029,622				6,029,622	
	SARO-ROII-17-0020775	20/11/2017	Retirement and Life Insurance Premiums	1104102	579,974				579,974						579,974				579,974	
	Batanes General Hospital				72,942,709.07	9,769,245.93	13,120,000		95,831,955						72,942,709.07	9,769,245.93	13,120,000		95,831,955	
	GAA - Automatic Appropriation	12/01/2017	Retirement and Life Insurance Premiums	1104102	3,680,000				3,680,000						3,680,000				3,680,000	
	GAA-2017-RA-10927	12/01/2017	Specific Budgets of National Government Agencies	1101101	49,058,000	10,361,000	13,120,000		72,539,000						49,058,000	10,361,000	13,120,000		72,539,000	
	SARO-ROII-17-000763	30/05/2017	Specific Budgets of National Government Agencies	1101101	12,062,000				12,062,000						12,062,000				12,062,000	
	SARO-ROII-17-0007674	30/05/2017	Retirement and Life Insurance Premiums	1104102	1,168,552				1,168,552						1,168,552				1,168,552	
	SARO-ROII-17-0007675	30/05/2017	Miscellaneous Personnel Benefits Fund	1101406	2,972,521				2,972,521						2,972,521				2,972,521	
	SARO-ROII-17-0012333	11/08/2017	Pension and Gratuity Fund	1101407	192,424				192,424						192,424				192,424	
	SARO-ROII-17-0019031	08/11/2017	Miscellaneous Personnel Benefits Fund	1101406	2,509,890				2,509,890						2,509,890				2,509,890	
	SARO-ROII-17-0019032	08/11/2017	Retirement and Life Insurance Premiums	1104102	177,523				177,523						177,523				177,523	
	SARO-ROII-17-0024382	15/12/2017	Miscellaneous Personnel Benefits Fund	1101406	496,245				496,245						496,245				496,245	
	SARO-ROII-17-0024383	15/12/2017	Retirement and Life Insurance Premiums	1104102	33,800				33,800						33,800				33,800	
	SARO-ROII-17-0025118	21/12/2017	Specific Budgets of National Government Agencies	1101101	591,754.07	-591,754.07									591,754.07	-591,754.07				
	Isabela Rehabilitation Center				33,364,697	3,866,000	20,261,000		57,491,697						33,364,697	3,866,000	20,261,000		57,491,697	
	GAA FY 2017	12/01/2017	Specific Budgets of National Government Agencies	1101101	24,127,000	3,866,000	20,261,000		48,254,000						24,127,000	3,866,000	20,261,000		48,254,000	
	SARO-ROII-17-0002842	06/03/2017	Retirement and Life Insurance Premiums	1104102	1,355,111				1,355,111						1,355,111				1,355,111	
	SARO-ROII-17-0002843	06/03/2017	Miscellaneous Personnel Benefits Fund	1101406	3,850,940				3,850,940						3,850,940				3,850,940	
	SARO-ROII-17-0008903	22/06/2017	Miscellaneous Personnel Benefits Fund	1101406	13,224,845				13,224,845						13,224,845				13,224,845	
	SARO-ROII-17-0008904	22/06/2017	Retirement and Life Insurance Premiums	1104102	993,801				993,801						993,801				993,801	
	SARO-ROII-17-002841	06/03/2017	Specific Budgets of National Government Agencies	1101101	13,940,000				13,940,000						13,940,000				13,940,000	
	Region III - Central Luzon				2,001,912,583	1,001,516,627	687,020,000		3,690,449,210			-6,356,478		-6,356,478	2,001,912,583	995,160,149	687,020,000		3,684,092,732	
	Central Luzon Centers for Health Development				140,277,616	788,026,000	527,000,000		1,455,303,616			-6,356,478		-6,356,478	140,277,616	781,669,522	527,000,000		1,448,947,138	
	GAA FY 2017	12/01/2017	Specific Budgets of National Government Agencies	1101101	112,011,000	792,926,000	420,000,000		1,324,937,000			-6,356,478		-6,356,478	112,011,000	786,569,522	420,000,000		1,318,580,522	
	GAA FY 2017	12/01/2017	Retirement and Life Insurance Premiums	1104102	8,457,000				8,457,000						8,457,000				8,457,000	
	SARO-BMB-B-17-0001580	16/02/2017	Specific Budgets of National Government Agencies	1101101	6,530,000				6,530,000						6,530,000				6,530,000	
	SARO-ROIII-17-0002426	01/03/2017	Specific Budgets of National Government Agencies	1101101	823,000				823,000						823,000				823,000	
	SARO-ROIII-17-0002432	01/03/2017	Pension and Gratuity Fund	1101407	244,206				244,206						244,206				244,206	
	SARO-ROIII-17-0006270	08/05/2017	Pension and Gratuity Fund	1101407	127,188				127,188						127,188				127,188	
	SARO-ROIII-17-0006300	08/05/2017	Miscellaneous Personnel Benefits Fund	1101406	5,212,789				5,212,789						5,212,789				5,212,789	
	SARO-ROIII-17-0009742	05/07/2017	Pension and Gratuity																	

**FAR No. 1-B**  
**LIST OF ALLOTMENTS AND SUB-ALLOTMENTS**

As of the Quarter Ending December 31, 2017

Department: Department of Health (DOH)

Agency: Office of the Secretary

Operating Unit: All

Organization Code (UACS): 130010000000

Fund Cluster: 01 - Regular Agency Fund

Authorization: 01 - Current Year Appropriations

Report Status: ALL

No.	Allotments / Sub-Allotments			Funding Source		Allotments					Sub-Allotment to Regions/Operating Units					Total Allotments / Net of Sub-allotments				
	Number	Date	Description	UACS Code	PS	MOOE	CO	FINEX	Total	PS	MOOE	CO	FINEX	Total	PS	MOOE	CO	FINEX	Total	
1	2	3	4	5	6	7	8	9	10=(6+7+8+9)	11	12	13	14	15=(11+12+13+14)	16	17	18	19	20=(16+17+18+19)	
	SARO-ROIII-17-0010716	19/07/2017	Pension and Gratuity Fund	1101407	122,490				122,490						122,490				122,490	
	SARO-ROIII-17-0015879	29/09/2017	Pension and Gratuity Fund	1101407	542,255				542,255						542,255				542,255	
	SARO-ROIII-17-0016034	03/10/2017	Specific Budgets of National Government Agencies	1101101			74,500,000		74,500,000								74,500,000		74,500,000	
	SARO-ROIII-17-0023165	05/12/2017	Pension and Gratuity Fund	1101407	91,153				91,153						91,153				91,153	
	SARO-ROIII-17-0024761	19/12/2017	Specific Budgets of National Government Agencies	1101101	4,900,000	-4,900,000									4,900,000	-4,900,000				
	SARO-ROIII-17-006300	08/05/2017	Retirement and Life Insurance Premiums	1104102	1,075,647				1,075,647						1,075,647				1,075,647	
	Dr. Paulino J. Garcia Memorial Research and Medical Center				642,805,793	76,239,870	50,000,000		769,045,663						642,805,793	76,239,870	50,000,000		769,045,663	
	GAA FY 2017	12/01/2017	Specific Budgets of National Government Agencies	1101101	540,945,000	98,479,000	50,000,000		689,424,000						540,945,000	98,479,000	50,000,000		689,424,000	
	GARO	02/01/2017	Retirement and Life Insurance Premiums	1104102	44,674,000				44,674,000						44,674,000				44,674,000	
	SARO NO. ROIII-17-0005730	25/04/2017	Specific Budgets of National Government Agencies	1101101	484,184				484,184						484,184				484,184	
	SARO NO. ROIII-17-0006993	17/05/2017	Pension and Gratuity Fund	1101407	453,613				453,613						453,613				453,613	
	SARO NO. ROIII-17-0008236	09/06/2017	Specific Budgets of National Government Agencies	1101101	2,189,988				2,189,988						2,189,988				2,189,988	
	SARO NO. ROIII-17-0008237	05/07/2017	Pension and Gratuity Fund	1101407	154,468				154,468						154,468				154,468	
	SARO-ROIII-17-0005731	25/04/2017	Pension and Gratuity Fund	1101407	230,889				230,889						230,889				230,889	
	SARO-ROIII-17-0012483	14/08/2017	Specific Budgets of National Government Agencies	1101101	3,857,828				3,857,828						3,857,828				3,857,828	
	SARO-ROIII-17-0012484	14/08/2017	Pension and Gratuity Fund	1101407	949,035				949,035						949,035				949,035	
	SARO-ROIII-17-0018965	07/11/2017	Specific Budgets of National Government Agencies	1101101	24,191,777				24,191,777						24,191,777				24,191,777	
	SARO-ROIII-17-0018966	07/11/2017	Retirement and Life Insurance Premiums	1104102	2,435,881				2,435,881						2,435,881				2,435,881	
	SARO-ROIII-17-0025750	27/12/2017	Specific Budgets of National Government Agencies	1101101	22,239,130	-22,239,130									22,239,130	-22,239,130				
	Talavera Extension Hospital				70,439,774	2,192,000	10,000,000		82,631,774						70,439,774	2,192,000	10,000,000		82,631,774	
	GAA FY 2017	12/01/2017	Specific Budgets of National Government Agencies	1101101	50,946,000	5,742,000	10,000,000		66,688,000						50,946,000	5,742,000	10,000,000		66,688,000	
	GARO 20107-01	12/01/2017	Retirement and Life Insurance Premiums	1104102	4,087,000				4,087,000						4,087,000				4,087,000	
	SARO-ROIII-17-0004833	07/04/2017	Specific Budgets of National Government Agencies	1101101	2,454,000				2,454,000						2,454,000				2,454,000	
	SARO-ROIII-17-0004834	07/04/2017	Miscellaneous Personnel Benefits Fund	1101406	6,713,393				6,713,393						6,713,393				6,713,393	
	SARO-ROIII-17-0004835	07/04/2017	Retirement and Life Insurance Premiums	1104102	690,549				690,549						690,549				690,549	
	SARO-ROIII-17-0005095	11/04/2017	Miscellaneous Personnel Benefits Fund	1101406	576,024				576,024						576,024				576,024	
	SARO-ROIII-17-0010401	13/07/2017	Miscellaneous Personnel Benefits Fund	1101406	1,305,325				1,305,325						1,305,325				1,305,325	
	SARO-ROIII-17-0010402	13/07/2017	Retirement and Life Insurance Premiums	1104102	117,483				117,483						117,483				117,483	
	SARO-ROIII-17-0025606	27/12/2017	Specific Budgets of National Government Agencies	1101101	3,550,000	-3,550,000									3,550,000	-3,550,000				
	Jose B. Lingad Memorial General Hospital				612,296,593	53,726,257	50,000,000		716,022,850						612,296,593	53,726,257	50,000,000		716,022,850	
	GAA FY 2017	12/01/2017	Specific Budgets of National Government Agencies	1101101	381,079,000	65,797,000	50,000,000		496,876,000						381,079,000	65,797,000	50,000,000		496,876,000	
	GARO FY 2017	02/01/2017	Retirement and Life Insurance Premiums	1104102	32,585,000				32,585,000						32,585,000				32,585,000	
	SARO-ROIII-17-0004126	24/03/2017	Specific Budgets of National Government Agencies	1101101	79,255,217				79,255,217						79,255,217				79,255,217	
	SARO-ROIII-17-0004127	24/03/2017	Retirement and Life Insurance Premiums	1104102	6,351,242				6,351,242						6,351,242				6,351,242	
	SARO-ROIII-17-0006434	10/05/2017	Specific Budgets of National Government Agencies	1101101	1,494,507				1,494,507						1,494,507				1,494,507	
	SARO-ROIII-17-0008740	19/06/2017	Specific Budgets of National Government Agencies	1101101	3,284,010				3,284,010						3,284,010				3,284,010	
	SARO-ROIII-17-0011269	27/07/2017	Specific Budgets of National Government Agencies	1101101	830,483				830,483						830,483				830,483	
	SARO-ROIII-17-0011270	27/07/2017	Pension and Gratuity Fund	1101407	355,159				355,159						355,159				355,159	
	SARO-ROIII-17-0012252	10/08/2017	Specific Budgets of National Government Agencies	1101101	61,308,783				61,308,783						61,308,783				61,308,783	
	SARO-ROIII-17-0012253	10/08/2017	Miscellaneous Personnel Benefits Fund	1101406	6,905,103				6,905,103						6,905,103				6,905,103	
	SARO-ROIII-17-0012258	10/08/2017	Retirement and Life Insurance Premiums	1104102	5,467,990				5,467,990						5,467,990				5,467,990	
	SARO-ROIII-17-0012977	22/08/2017	Pension and Gratuity Fund	1101407	454,834				454,834						454,834				454,834	
	SARO-ROIII-17-0019372	10/11/2017	Miscellaneous Personnel Benefits Fund	1101406	19,207,207				19,207,207						19,207,207				19,207,207	
	SARO-ROIII-17-0019373	10/11/2017	Retirement and Life Insurance Premiums	1104102	1,647,315				1,647,315						1,647,315				1,647,315	
	SARO-ROIII-17-0025829	28/12/2017	Specific Budgets of National Government Agencies	1101101	12,070,743	-12,070,743									12,070,743	-12,070,743				
	Mariveles Mental Hospital				135,536,922	38,138,500			173,675,422						135,536,922	38,138,500			173,675,422	
	GAA FY 2017	12/01/2017	Specific Budgets of National Government Agencies	1101101	72,879,000	41,215,000			114,094,000						72,879,000	41,215,000			114,094,000	
	GARO-2017-01	03/01/2017	Retirement and Life Insurance Premiums	1104102	5,749,000				5,749,000						5,749,000				5,749,000	
	SARO-ROIII-07-0006422	10/05/2017	Retirement and Life Insurance Premiums	1104102	273,531				273,531						273,531				273,531	
	SARO-ROIII-17-0006421	10/05/2017	Specific Budgets of National Government Agencies	1101101	3,103,818				3,103,818						3,103,818				3,103,818	
	SARO-ROIII-17-0008608	16/06/2017	Specific Budgets of National Government Agencies	1101101	43,373,195				43,373,195						43,373,195				43,373,195	
	SARO-ROIII-17-0008609	16/06/2017	Retirement and Life Insurance Premiums	1104102	3,914,153				3,914,153						3,914,153				3,914,153	
	SARO-ROIII-17-0009686	05/07/2017	Pension and Gratuity Fund	1101407	28,673				28,673						28,673				28,673	
	SARO-ROIII-17-0013013	23/08/2017	Pension and Gratuity Fund	1101407	3,139,052				3,139,052						3,139,052				3,139,052	
	SARO-ROIII-17-0024290	14/12/2017	Specific Budgets of National Government Agencies	1101101	3,076,500	-3,076,500									3,076,500	-3,076,500				
	Bataan Provincial Hospital				368,627,754	32,748,000	30,000,000		431,375,754						368,627,754	32,748,000	30,000,000		431,375,754	
	GAA FY 2017	12/01/2017	Specific Budgets of National Government Agencies	1101101	193,717,000	32,748,000	30,000,000		256,465,000						193,717,000	32,748,000	30,000,000		256,465,000	
	GAA FY 2017	01/01/2017	Retirement and Life Insurance Premiums	1104102	16,433,000				16,433,000						16,433,000				16,433,000	
	SARO-BMB-B-17-0001581	16/02/2017	Specific Budgets of National Government Agencies	1101101																
	SARO-ROIII-17-0005126	11/04/2017	Specific Budgets of National Government Agencies	1101101	10,694,815				10,694,815						10,694,815				10,694,815	
	SARO-ROIII-17-0005127	11/04/2017</																		



FAR No. 1-B  
**LIST OF ALLOTMENTS AND SUB-ALLOTMENTS**  
 As of the Quarter Ending December 31, 2017  
 Department: Department of Health (DOH)  
 Agency: Office of the Secretary  
 Operating Unit: All  
 Organization Code (UACS): 13001000000  
 Fund Cluster: 01 - Regular Agency Fund

Authorization: 01 - Current Year Appropriations  
 Report Status: ALL

No.	Allotments / Sub-Allotments		Description	Funding Source	UACS Code	Allotments					Sub-Allotment to Regions/Operating Units					Total Allotments / Net of Sub-allotments				
	Number	Date				PS	MOOE	CO	FINEX	Total	PS	MOOE	CO	FINEX	Total	PS	MOOE	CO	FINEX	Total
1	2	3	4	5	6	7	8	9	10=(8+7+8+9)	11	12	13	14	15=(11+12+13+14)	16	17	18	19	20=(16+17+18+19)	
	SARO-ROV-17-0021943	24/11/2017	Specific Budgets of National Government Agencies	1101101	3,350,000	-3,350,000									3,350,000	-3,350,000				3,625,000
	SARO-ROV-17-0023030	01/12/2017	Specific Budgets of National Government Agencies	1101101	3,625,000				3,625,000						3,625,000					2,085,820
	SARO-ROV-17-0023034	01/12/2017	Miscellaneous Personnel Benefits Fund	1101406	2,085,820				2,085,820						2,085,820					468,507
	SARO-ROV-17-0023035	01/12/2017	Retirement and Life Insurance Premiums	1104102	468,507				468,507						468,507					75,000
	SARO-ROV-17-0023376	06/12/2017	Specific Budgets of National Government Agencies	1101101	75,000	-75,000									75,000	-75,000				580,249,122
	Bicol Medical Center				580,249,122	177,145,521			757,394,643						580,249,122	177,145,521				557,720,000
	GAA RA 10924	02/01/2017	Specific Budgets of National Government Agencies	1101101	373,365,000	184,355,000			557,720,000						373,365,000	184,355,000				29,383,000
	GARO No. 2017-1	01/01/2017	Retirement and Life Insurance Premiums	1104102	29,383,000				29,383,000						29,383,000					562,298
	SARO NO. ROV-17-0005813	26/04/2017	Pension and Gratuity Fund	1101407	562,298				562,298						562,298					774,566
	SARO NO. ROV-17-0008991	23/06/2017	Pension and Gratuity Fund	1101407	774,566				774,566						774,566					65,036
	SARO No. ROV-17-0001324	10/02/2017	Pension and Gratuity Fund	1101407	65,036				65,036						65,036					446,324
	SARO No. ROV-17-0003111	10/03/2017	Pension and Gratuity Fund	1101407	446,324				446,324						446,324					354,692
	SARO No. ROV-17-0004430	31/03/2017	Pension and Gratuity Fund	1101407	354,692				354,692						354,692					293,168
	SARO No. ROV-17-0005792	26/04/2017	Pension and Gratuity Fund	1101407	293,168				293,168						293,168					214,757
	SARO No. ROV-17-0012875	27/10/2017	Pension and Gratuity Fund	1101407	214,757				214,757						214,757					88,328,000
	SARO-ROV-17-0016625	06/10/2017	Miscellaneous Personnel Benefits Fund	1101406	88,328,000				88,328,000						88,328,000					47,141,916
	SARO-ROV-17-0016626	06/10/2017	Miscellaneous Personnel Benefits Fund	1101406	47,141,916				47,141,916						47,141,916					10,235,201
	SARO-ROV-17-0016686	09/10/2017	Retirement and Life Insurance Premiums	1104102	10,235,201				10,235,201						10,235,201					97,163
	SARO-ROV-17-0018199	27/10/2017	Pension and Gratuity Fund	1101407	97,163				97,163						97,163					54,298
	SARO-ROV-17-0021900	24/11/2017	Pension and Gratuity Fund	1101407	54,298				54,298						54,298					7,209,479
	SARO-ROV-17-0022792	29/11/2017	Specific Budgets of National Government Agencies	1101101	7,209,479	-7,209,479									7,209,479	-7,209,479				19,900,003
	SARO-ROV-17-0023595	07/12/2017	Miscellaneous Personnel Benefits Fund	1101406	19,900,003				19,900,003						19,900,003					1,313,892
	SARO-ROV-17-0023596	07/12/2017	Retirement and Life Insurance Premiums	1104102	1,313,892				1,313,892						1,313,892					510,329
	SARO-ROV-17-0024637	18/12/2017	Specific Budgets of National Government Agencies	1101101	510,329				510,329						510,329					
	Bicol Regional Training & Teaching Hospital				365,925,837	89,198,250	50,000,000		505,124,087						365,925,837	89,198,250	50,000,000			250,848,000
	GAA FY 2017	12/01/2017	Specific Budgets of National Government Agencies	1101101	250,848,000	103,637,000	50,000,000		404,485,000						250,848,000	103,637,000	50,000,000			19,901,000
	GARO-2017-1	03/01/2017	Retirement and Life Insurance Premiums	1104102	19,901,000				19,901,000						19,901,000					1,090,377
	SARO-ROV-17-0000550	27/01/2017	Pension and Gratuity Fund	1101407	1,090,377				1,090,377						1,090,377					441,318
	SARO-ROV-17-0001815	17/02/2017	Pension and Gratuity Fund	1101407	441,318				441,318						441,318					1,161,328
	SARO-ROV-17-0007644	29/05/2017	Specific Budgets of National Government Agencies	1101101	1,161,328				1,161,328						1,161,328					460,511
	SARO-ROV-17-0010100	07/07/2017	Specific Budgets of National Government Agencies	1101101	460,511				460,511						460,511					125,660
	SARO-ROV-17-0010812	19/07/2017	Pension and Gratuity Fund	1101407	125,660				125,660						125,660					116,639
	SARO-ROV-17-0011941	07/08/2017	Pension and Gratuity Fund	1101407	116,639				116,639						116,639					271,442
	SARO-ROV-17-0013733	31/08/2017	Specific Budgets of National Government Agencies	1101101	271,442				271,442						271,442					147,617
	SARO-ROV-17-0018227	27/10/2017	Pension and Gratuity Fund	1101407	147,617				147,617						147,617					1,382,637
	SARO-ROV-17-0019523	13/11/2017	Specific Budgets of National Government Agencies	1101101	1,382,637				1,382,637						1,382,637					14,438,750
	SARO-ROV-17-0022770	29/11/2017	Specific Budgets of National Government Agencies	1101101	14,438,750	-14,438,750									14,438,750	-14,438,750				69,707,594
	SARO-ROV-17-0023597	07/12/2017	Miscellaneous Personnel Benefits Fund	1101406	69,707,594				69,707,594						69,707,594					5,832,964
	SARO-ROV-17-0023598	07/12/2017	Retirement and Life Insurance Premiums	1104102	5,832,964				5,832,964						5,832,964					78,736,601
	Bicol Sanitarium				78,736,601	37,860,750	10,000,000		126,597,351						78,736,601	37,860,750	10,000,000			4,269,000
	GARO-2017-RA 10924	01/01/2017	Retirement and Life Insurance Premiums	1104102	4,269,000				4,269,000						4,269,000					55,870,000
	GAA-RA 10924	01/01/2017	Specific Budgets of National Government Agencies	1101101	55,870,000	41,847,000	10,000,000		107,717,000						55,870,000	41,847,000	10,000,000			3,986,250
	SARO- CNA	01/12/2017	Specific Budgets of National Government Agencies	1101101	3,986,250	-3,986,250									3,986,250	-3,986,250				2,384,356
	SARO-ROV-17-0003638	11/04/2017	Pension and Gratuity Fund	1101407	2,384,356				2,384,356						2,384,356					103,168
	SARO-ROV-17-0005045	11/04/2017	Pension and Gratuity Fund	1101407	103,168				103,168						103,168					1,225,000
	SARO-ROV-17-0021896	24/11/2017	Specific Budgets of National Government Agencies	1101101	1,225,000				1,225,000						1,225,000					878,718
	SARO-ROV-17-0021899	24/11/2017	Retirement and Life Insurance Premiums	1104102	878,718				878,718						878,718					10,020,109
	SARO-ROV-17-0022012	24/11/2017	Miscellaneous Personnel Benefits Fund	1101406	10,020,109				10,020,109						10,020,109					6,960,700
	Camrines Sur Rehabilitation Center				28,475,788	6,960,700	24,200,000		59,636,488						28,475,788	6,960,700	24,200,000			175,000
	RA 10924	02/01/2017	Retirement and Life Insurance Premiums	1104102	175,000				175,000						175,000					8,401,000
	RA 10924	02/01/2017	Specific Budgets of National Government Agencies	1101101		8,401,000			8,401,000							8,401,000				24,200,000
	RA 10924	02/01/2017	Specific Budgets of National Government Agencies	1101101			24,200,000		24,200,000											2,102,000
	RA 10924	02/01/2017	Specific Budgets of National Government Agencies	1101101	2,102,000				2,102,000						2,102,000					1,015,845
	SARO-ROV-17-0002034	21/02/2017	Retirement and Life Insurance Premiums	1104102	1,015,845				1,015,845						1,015,845					12,368,000
	SARO-ROV-17-0002035	21/02/2017	Specific Budgets of National Government Agencies	1101101	12,368,000				12,368,000						12,368,000					9,014,930
	SARO-ROV-17-0009696	05/07/2017	Miscellaneous Personnel Benefits Fund	1101406	9,014,930				9,014,930						9,014,930					738,088
	SARO-ROV-17-0009698	05/07/2017	Retirement and Life Insurance Premiums	1104102	738,088				738,088						738,088					1,440,300
	SARO-ROV-17-0022636	29/11/2017	Specific Budgets of National Government Agencies	1101101	1,440,300	-1,440,300									1,440,300	-1,440,300				1,531,920
	SARO-ROV-17-0023621	08/12/2017	Miscellaneous Personnel Benefits Fund	1101406	1,531,920				1,531,920						1,531,920					89,705
	SARO-ROV-17-0023622	08/12/2017	Retirement and Life Insurance Premiums	1104102	89,705				89,705						89,705					31,736,295
	Malinao, Albay Rehabilitation Center				31,736,295	11,699,000														

LIST OF ALLOTMENTS AND SUB-ALLOTMENTS

As of the Quarter Ending December 31, 2017

Department: Department of Health (DOH)

Agency: Office of the Secretary

Operating Unit: All

Organization Code (UACS): 130010000000

Fund Cluster: 01 - Regular Agency Fund

Authorization: 01 - Current Year Appropriations

Report Status: ALL

No.	Allotments / Sub-Allotments		Description	UACS Code	Allotments					Sub-Allotment to Regions/Operating Units					Total Allotments / Net of Sub-allotments				
	Number	Date			PS	MOOE	CO	FINEX	Total	PS	MOOE	CO	FINEX	Total	PS	MOOE	CO	FINEX	Total
				$10 = (6+7+8+9)$ $15 = (11+12+13+14)$ $20 = (16+17+18+19)$															
	SARO-ROV-17-0002011	21/02/2017	Retirement and Life Insurance Premiums	1104102	871,904					871,904						871,904			871,904
	SARO-ROV-17-0009047	23/06/2017	Miscellaneous Personnel Benefits Fund	1104106	15,146,422					15,146,422						15,146,422			15,146,422
	SARO-ROV-17-0009048	23/06/2017	Retirement and Life Insurance Premiums	1104102	1,177,050					1,177,050						1,177,050			1,177,050
	SARO-ROV-17-0013554	31/08/2017	Specific Budgets of National Government Agencies	1101101	172,919					172,919						172,919			172,919
	SARO-ROV-17-0021904	24/11/2017	Specific Budgets of National Government Agencies	1101101	1,650,000	-1,650,000										1,650,000	-1,650,000		
	Region VI - Western Visayas				1,485,172,820.81	964,609,614.19	586,446,000			3,036,228,435				-12,500,000		1,485,172,820.81	964,609,614.19	586,446,000	3,023,728,435
	Western Visayas Centers for Health Development				130,037,738	696,287,000	508,200,000			1,334,524,738				-12,500,000		130,037,738	683,787,000	508,200,000	1,322,024,738
	GAA 2017	12/01/2017	Specific Budgets of National Government Agencies	1101101	-33,103.20					-33,103.20						-33,103.20			-33,103.20
	GAA FY 2017	12/01/2017	Retirement and Life Insurance Premiums	1104102	33,103.20					33,103.20						33,103.20			33,103.20
	GAA FY 2017	12/01/2017	Specific Budgets of National Government Agencies	1101101	111,053,000	700,512,000	361,000,000			1,172,565,000				-12,500,000		111,053,000	688,012,000	361,000,000	1,160,065,000
	GARO 2017-001	02/01/2017	Retirement and Life Insurance Premiums	1104102	9,005,000					9,005,000						9,005,000			9,005,000
	SARO-ROVI-17-0003993	23/03/2017	Specific Budgets of National Government Agencies	1101101				53,200,000		53,200,000								53,200,000	53,200,000
	SARO-ROVI-17-0006388	09/05/2017	Specific Budgets of National Government Agencies	1101101	1,884,303					1,884,303						1,884,303			1,884,303
	SARO-ROVI-17-0006389	09/05/2017	Retirement and Life Insurance Premiums	1104102	179,486					179,486						179,486			179,486
	SARO-ROVI-17-0010097	07/07/2017	Specific Budgets of National Government Agencies	1101101				94,000,000		94,000,000								94,000,000	94,000,000
	SARO-ROVI-17-0018885	06/11/2017	Pension and Gratuity Fund	1101407	1,064,078					1,064,078						1,064,078			1,064,078
	SARO-ROVI-17-0020808	20/11/2017	Specific Budgets of National Government Agencies	1101101	906,697					906,697						906,697			906,697
	SARO-ROVI-17-0020810	20/11/2017	Retirement and Life Insurance Premiums	1104102	54,658					54,658						54,658			54,658
	SARO-ROVI-17-0021925	24/11/2017	Miscellaneous Personnel Benefits Fund	1104106	486,860					486,860						486,860			486,860
	SARO-ROVI-17-0025263	22/12/2017	Miscellaneous Personnel Benefits Fund	1104106	1,178,656					1,178,656						1,178,656			1,178,656
	SARO-ROVI-17-0026278	29/12/2017	Specific Budgets of National Government Agencies	1101101	4,225,000	-4,225,000										4,225,000	-4,225,000		
	Western Visayas Medical Center				566,979,102	124,698,000	50,000,000			741,677,102						566,979,102	124,698,000	50,000,000	741,677,102
	GAA FY 2017 - RA 10924	12/01/2017	Specific Budgets of National Government Agencies	1101101	459,481,000	124,698,000	50,000,000			634,179,000						459,481,000	124,698,000	50,000,000	634,179,000
	GAA FY 2017-RA 10924	12/01/2017	Retirement and Life Insurance Premiums	1104102	38,400,000					38,400,000						38,400,000			38,400,000
	SARO-ROVI-17-0000828	06/02/2017	Pension and Gratuity Fund	1101407	312,195					312,195						312,195			312,195
	SARO-ROVI-17-0003637	16/03/2017	Pension and Gratuity Fund	1101407	39,179					39,179						39,179			39,179
	SARO-ROVI-17-0005071	11/04/2017	Pension and Gratuity Fund	1101407	190,603					190,603						190,603			190,603
	SARO-ROVI-17-0005361	18/04/2017	Pension and Gratuity Fund	1101407	29,759					29,759						29,759			29,759
	SARO-ROVI-17-0005750	25/04/2017	Pension and Gratuity Fund	1101407	630,452					630,452						630,452			630,452
	SARO-ROVI-17-0006379	09/05/2017	Specific Budgets of National Government Agencies	1101101	50,832,083					50,832,083						50,832,083			50,832,083
	SARO-ROVI-17-0006380	09/05/2017	Retirement and Life Insurance Premiums	1104102	3,983,083					3,983,083						3,983,083			3,983,083
	SARO-ROVI-17-0006439	10/05/2017	Pension and Gratuity Fund	1101407	20,992					20,992						20,992			20,992
	SARO-ROVI-17-0007313	23/05/2017	Specific Budgets of National Government Agencies	1101101	1,208,171					1,208,171						1,208,171			1,208,171
	SARO-ROVI-17-0007338	23/05/2017	Pension and Gratuity Fund	1101407	28,680					28,680						28,680			28,680
	SARO-ROVI-17-0007543	26/05/2017	Pension and Gratuity Fund	1101407	227,179					227,179						227,179			227,179
	SARO-ROVI-17-0007708	30/05/2017	Pension and Gratuity Fund	1101407	426,724					426,724						426,724			426,724
	SARO-ROVI-17-0007922	02/06/2017	Pension and Gratuity Fund	1101407	401,595					401,595						401,595			401,595
	SARO-ROVI-17-0007923	02/06/2017	Specific Budgets of National Government Agencies	1101101	390,283					390,283						390,283			390,283
	SARO-ROVI-17-0009017	23/06/2017	Pension and Gratuity Fund	1101407	578,000					578,000						578,000			578,000
	SARO-ROVI-17-0009737	05/07/2017	Pension and Gratuity Fund	1101407	207,587					207,587						207,587			207,587
	SARO-ROVI-17-0010368	12/07/2017	Pension and Gratuity Fund	1101407	305,370					305,370						305,370			305,370
	SARO-ROVI-17-0010369	12/07/2017	Pension and Gratuity Fund	1101407	763,395					763,395						763,395			763,395
	SARO-ROVI-17-0011811	03/08/2017	Pension and Gratuity Fund	1101407	552,821					552,821						552,821			552,821
	SARO-ROVI-17-0012322	10/08/2017	Pension and Gratuity Fund	1101407	104,673					104,673						104,673			104,673
	SARO-ROVI-17-0013086	23/08/2017	Pension and Gratuity Fund	1101407	25,905					25,905						25,905			25,905
	SARO-ROVI-17-0014554	11/09/2017	Pension and Gratuity Fund	1101407	297,637					297,637						297,637			297,637
	SARO-ROVI-17-0014568	11/09/2017	Pension and Gratuity Fund	1101407	518,652					518,652						518,652			518,652
	SARO-ROVI-17-0015433	22/09/2017	Pension and Gratuity Fund	1101407	41,278					41,278						41,278			41,278
	SARO-ROVI-17-0015435	22/09/2017	Pension and Gratuity Fund	1101407	681,215					681,215						681,215			681,215
	SARO-ROVI-17-0016680	09/10/2017	Pension and Gratuity Fund	1101407	44,042					44,042						44,042			44,042
	SARO-ROVI-17-0017248	13/10/2017	Pension and Gratuity Fund	1101407	108,629					108,629						108,629			108,629
	SARO-ROVI-17-0017474	19/10/2017	Specific Budgets of National Government Agencies	1101101	2,429,773					2,429,773						2,429,773			2,429,773
	SARO-ROVI-17-0019535	13/11/2017	Specific Budgets of National Government Agencies	1101101	2,722,493					2,722,493						2,722,493			2,722,493
	SARO-ROVI-17-0019536	13/11/2017	Retirement and Life Insurance Premiums	1104102	342,242					342,242						342,242			342,242
	SARO-ROVI-17-0020357	17/11/2017	Pension and Gratuity Fund	1101407	653,412					653,412						653,412			653,412
	Corazon Locsin-Montelibano Memorial Regional Hospital				621,474,969	100,693,000				722,167,969						621,474,969	100,693,000		722,167,969
	Comprehensive Release per GAA (2017)	03/01/2017	Specific Budgets of National Government Agencies	1101101	541,518,000	100,693,000				642,211,000						541,518,000	100,693,000		642,211,000
	GARO No. 2017-1 (RLIP)	03/01/2017	Retirement and Life Insurance Premiums	1104102	45,190,000					45,190,000						45,190,000			45,190,000
	SARO-ROVI-17-0000694	02/02/2017	Pension and Gratuity Fund	1101407	601,116					601,116						601,116			601,116
	SARO-ROVI-17-0000738	03/02/2017	Pension and Gratuity Fund	1101407	232,730					232,730						232,730			232,730
	SARO-ROVI-17-0001338	13/02/2017	Pension and Gratuity Fund	1101407	124,384					124,384						124,384			124,384
	SARO-ROVI-17-0002328	28/02/2017	Pension and Gratuity Fund	1101407	177,068														



**FAR No. 1-B**  
**LIST OF ALLOTMENTS AND SUB-ALLOTMENTS**  
**As of the Quarter Ending December 31, 2017**  
**Department: Department of Health (DOH)**  
**Agency: Office of the Secretary**  
**Operating Unit: All**  
**Organization Code (UACS): 13001000000**  
**Fund Cluster: 01 - Regular Agency Fund**

**Authorization: 01 - Current Year Appropriations**  
**Report Status: ALL**

No.	Allotments / Sub-Allotments		Description	Funding Source	UACS Code	Allotments					Sub-Allotment to Regions/Operating Units					Total Allotments / Net of Sub-allotments				
	Number	Date				PS	MOOE	CO	FINEX	Total	PS	MOOE	CO	FINEX	Total	PS	MOOE	CO	FINEX	Total
1	2	3	4	5	6	7	8	9	10=(6+7+8+9)	11	12	13	14	15=(11+12+13+14)	16	17	18	19	20=(16+17+18+19)	
	SARO-ROVI-17-0002701	08/03/2017	Retirement and Life Insurance Premiums		1104102	1,958,798				1,958,798					1,958,798					1,958,798
	SARO-ROVI-17-0004177	27/03/2017	Pension and Gratuity Fund		1101407	154,733				154,733					154,733					154,733
	SARO-ROVI-17-0005318	18/04/2017	Pension and Gratuity Fund		1101407	67,927				67,927					67,927					67,927
	SARO-ROVI-17-0005319	18/04/2017	Specific Budgets of National Government Agencies		1101101	31,947				31,947					31,947					31,947
	SARO-ROVI-17-0005695	25/04/2017	Pension and Gratuity Fund		1101407	155,688				155,688					155,688					155,688
	SARO-ROVI-17-0006075	04/05/2017	Pension and Gratuity Fund		1101407	148,635				148,635					148,635					148,635
	SARO-ROVI-17-0006221	08/05/2017	Pension and Gratuity Fund		1101407	90,953				90,953					90,953					90,953
	SARO-ROVI-17-0006387	09/05/2017	Pension and Gratuity Fund		1101407	194,834				194,834					194,834					194,834
	SARO-ROVI-17-0006438	10/05/2017	Pension and Gratuity Fund		1101407	476,567				476,567					476,567					476,567
	SARO-ROVI-17-0006935	16/05/2017	Pension and Gratuity Fund		1101407	140,907				140,907					140,907					140,907
	SARO-ROVI-17-0007634	29/05/2017	Pension and Gratuity Fund		1101407	15,925				15,925					15,925					15,925
	SARO-ROVI-17-0007635	29/05/2017	Specific Budgets of National Government Agencies		1101101	445,494				445,494					445,494					445,494
	SARO-ROVI-17-0007935	02/06/2017	Pension and Gratuity Fund		1101407	166,033				166,033					166,033					166,033
	SARO-ROVI-17-0009185	28/07/2017	Specific Budgets of National Government Agencies		1101101	125,002				125,002					125,002					125,002
	SARO-ROVI-17-0009186	28/06/2017	Pension and Gratuity Fund		1101407	159,102				159,102					159,102					159,102
	SARO-ROVI-17-0009282	29/06/2017	Pension and Gratuity Fund		1101407	90,627				90,627					90,627					90,627
	SARO-ROVI-17-0010536	17/07/2017	Pension and Gratuity Fund		1101407	235,541				235,541					235,541					235,541
	SARO-ROVI-17-0010606	17/07/2017	Pension and Gratuity Fund		1101407	209,127				209,127					209,127					209,127
	SARO-ROVI-17-0011639	02/08/2017	Pension and Gratuity Fund		1101407	499,499				499,499					499,499					499,499
	SARO-ROVI-17-0012249	10/08/2017	Pension and Gratuity Fund		1101407	94,020				94,020					94,020					94,020
	SARO-ROVI-17-0012863	18/08/2017	Specific Budgets of National Government Agencies		1101101	971,017				971,017					971,017					971,017
	SARO-ROVI-17-0012864	18/08/2017	Pension and Gratuity Fund		1101407	169,776				169,776					169,776					169,776
	SARO-ROVI-17-0016477	05/10/2017	Pension and Gratuity Fund		1101407	85,308				85,308					85,308					85,308
	SARO-ROVI-17-0017272	13/10/2017	Miscellaneous Personnel Benefits Fund		1101406	4,840,680				4,840,680					4,840,680					4,840,680
	SARO-ROVI-17-0017274	13/10/2017	Retirement and Life Insurance Premiums		1104102	450,250				450,250					450,250					450,250
	SARO-ROVI-17-0018365	30/10/2017	Pension and Gratuity Fund		1101407	86,330				86,330					86,330					86,330
	SARO-ROVI-17-0018894	06/11/2017	Pension and Gratuity Fund		1101407	141,951				141,951					141,951					141,951
	Western Visayas Sanitarium					86,308,518	16,872,000	10,000,000		113,180,518					86,308,518	16,872,000	10,000,000		113,180,518	
	GAA FY 2017	12/01/2017	Specific Budgets of National Government Agencies		1101101	79,864,000	16,872,000	10,000,000		106,736,000					79,864,000	16,872,000	10,000,000		106,736,000	
	GARO No. 2017-1	12/01/2017	Retirement and Life Insurance Premiums		1104102	6,104,000				6,104,000					6,104,000					6,104,000
	SARO-ROVI-17-0007806	01/06/2017	Pension and Gratuity Fund		1101407	340,518				340,518					340,518					340,518
	Don Jose S. Manfort Medical Center Extension Hospital					54,439,000	13,886,000	10,000,000		78,325,000					54,439,000	13,886,000	10,000,000		78,325,000	
	GAA FY 2017	12/01/2017	Specific Budgets of National Government Agencies		1101101	50,260,000	13,886,000	10,000,000		74,146,000					50,260,000	13,886,000	10,000,000		74,146,000	
	GARO No. 2017-1	12/01/2017	Retirement and Life Insurance Premiums		1104102	4,179,000				4,179,000					4,179,000					4,179,000
	Pototan, Iloilo Rehabilitation Center					25,933,493.81	12,173,614.19	8,246,000		46,353,108					25,933,493.81	12,173,614.19	8,246,000		46,353,108	
	GAA 2017	12/01/2017	Specific Budgets of National Government Agencies		1101101	1,604,784.65				1,604,784.65					1,604,784.65					1,604,784.65
	GAA FY 2017	12/01/2017	Specific Budgets of National Government Agencies		1101101	2,219,000	12,255,000	8,246,000		22,720,000					2,219,000	12,255,000	8,246,000		22,720,000	
	GARO 2017-1	12/01/2017	Retirement and Life Insurance Premiums		1104102	178,000				178,000					178,000					178,000
	SARO-BMB-B-17-0001642	15/02/2017	Specific Budgets of National Government Agencies		1101101															
	SARO-ROVI-17-0001963	21/02/2017	Specific Budgets of National Government Agencies		1101101	15,191,000				15,191,000					15,191,000					15,191,000
	SARO-ROVI-17-0001964	21/02/2017	Retirement and Life Insurance Premiums		1104102	1,448,236				1,448,236					1,448,236					1,448,236
	SARO-ROVI-17-0002539	02/03/2017	Miscellaneous Personnel Benefits Fund		1101406	1,311,585				1,311,585					1,311,585					1,311,585
	SARO-ROVI-17-0002540	02/03/2017	Retirement and Life Insurance Premiums		1104102	176,510				176,510					176,510					176,510
	SARO-ROVI-17-0010637	18/07/2017	Miscellaneous Personnel Benefits Fund		1101406	1,853,787				1,853,787					1,853,787					1,853,787
	SARO-ROVI-17-0010638	18/07/2017	Retirement and Life Insurance Premiums		1104102	125,563				125,563					125,563					125,563
	SARO-ROVI-17-0010692	18/07/2017	Specific Budgets of National Government Agencies		1101101	-894,832.94				-894,832.94					-894,832.94					-894,832.94
	SARO-ROVI-17-0010692	18/07/2017	Specific Budgets of National Government Agencies		1101101	1,915,000				1,915,000					1,915,000					1,915,000
	SARO-ROVI-17-0016725	09/10/2017	Retirement and Life Insurance Premiums		1104102	20,498				20,498					20,498					20,498
	SARO-ROVI-17-0016726	09/10/2017	Specific Budgets of National Government Agencies		1101101	249,929				249,929					249,929					249,929
	SARO-ROVI-17-0018777	03/11/2017	Miscellaneous Personnel Benefits Fund		1101406	1,163,000				1,163,000					1,163,000					1,163,000
	SARO-ROVI-17-0018777	03/11/2017	Miscellaneous Personnel Benefits Fund		1101406	-709,951.71				-709,951.71					-709,951.71					-709,951.71
	SARO-ROVI-17-0025768	28/12/2017	Specific Budgets of National Government Agencies		1101101	81,385.81	-81,385.81								81,385.81	-81,385.81				
	Region VII - Central Visayas					1,633,068,872	1,482,118,847	533,948,000		3,649,135,719				-6,600,090.40	1,633,068,872	1,475,518,756.60	533,948,000		3,642,535,628.60	
	Central Visayas Centers for Health Development					131,033,850	1,019,470,000	269,723,000		1,420,226,850				-6,600,090.40	131,033,850	1,012,869,909.60	269,723,000		1,413,626,759.60	
	SAA No. 2017-10-012	10/10/2017	Specific Budgets of National Government Agencies		1101101									-220,500		-220,500				-220,500
	SAA No. 2017-10-016	10/10/2017	Specific Budgets of National Government Agencies		1101101									-503,016		-503,016				-503,016
	SAA No. 2017-10-017	10/10/2017	Specific Budgets of National Government Agencies		1101101									-75,000		-75,000				-75,000
	SAA No. 2017-10-018	10/10/2017	Specific Budgets of National Government Agencies		1101101									-75,000		-75,000				-75,000
	SAA No. 2017-10-020	10/10/2017	Specific Budgets of National Government Agencies		1101101									-75,000		-75,000				-75,000
	SAA No. 2017-10-021	10/10/2017	Specific Budgets of National Government Agencies		1101101									-75,000		-75,000				-75,000
	SAA No. 2017-10-022	10/10/2017	Specific Budgets of National Government Agencies		1101101									-50,000		-50,000				-50,000
	CNA	11/12/2017	Specific Budgets of National Government Agencies		1101101		-4,225,000			-4,225,000						-4,225,000				-4,225,000
	GAA FY 2017	12/01/2017	Specific Budgets of National Government Agencies		1101101	111,409,000	1,023,695,000	234,723,000		1,369,827,000					111,409,000	1,023,695,000	234,723,000		1,369,827,000	
	GARO No. 2017-1	12/01/2017	Retirement and Life Insurance Premiums		1104102	8,526,000				8,526,000					8,526,000					8,526,000

No.	Allotments / Sub-Allotments			Funding Source		Allotments					Sub-Allotment to Regions/Operating Units					Total Allotments / Net of Sub-allotments				
	Number	Date	Description	UACS Code	PS	MOOE	CO	FINEX	Total	PS	MOOE	CO	FINEX	Total	PS	MOOE	CO	FINEX	Total	
1	2	3	4	5	6	7	8	9	10=(6+7+8+9)	11	12	13	14	15=(11+12+13+14)	16	17	18	19	20=(16+17+18+19)	
	SAA NO. 17-02-001	07/02/2017	Specific Budgets of National Government Agencies	1101101										-543,266.40					-543,266.40	
	SAA NO. 17-02-002	22/06/2017	Specific Budgets of National Government Agencies	1101101										-500,000					-500,000	
	SAA NO. 17-02-003	22/06/2017	Specific Budgets of National Government Agencies	1101101										-250,000					-250,000	
	SAA NO. 17-02-004	22/06/2017	Specific Budgets of National Government Agencies	1101101										-250,000					-250,000	
	SAA NO. 17-02-005	22/06/2017	Specific Budgets of National Government Agencies	1101101										-250,000					-250,000	
	SAA NO. 17-02-006	22/06/2017	Specific Budgets of National Government Agencies	1101101										-800,000					-800,000	
	SAA NO. 17-02-007	22/06/2017	Specific Budgets of National Government Agencies	1101101										-250,000					-250,000	
	SAA NO. 17-07-008	11/07/2017	Specific Budgets of National Government Agencies	1101101										-1,500,000					-1,500,000	
	SAA NO. 17-08-009	03/08/2017	Specific Budgets of National Government Agencies	1101101										-220,500					-220,500	
	SAA No. 2017-10-019	10/10/2017	Specific Budgets of National Government Agencies	1101101										-50,000					-50,000	
	SAA No. 2017-11-023	14/11/2017	Specific Budgets of National Government Agencies	1101101										-220,500					-220,500	
	SAA No. 2017-11-024	29/11/2017	Specific Budgets of National Government Agencies	1101101										-692,308					-692,308	
	SARO-ROVII-17-0004536	03/04/2017	Specific Budgets of National Government Agencies	1101101			11,500,000		11,500,000										11,500,000	
	SARO-ROVII-17-0007751	31/05/2017	Specific Budgets of National Government Agencies	1101101	56,458				56,458						56,458				56,458	
	SARO-ROVII-17-0008763	20/06/2017	Pension and Gratuity Fund	1101407	154,821				154,821						154,821				154,821	
	SARO-ROVII-17-0008764	20/06/2017	Pension and Gratuity Fund	1101407	329,809				329,809						329,809				329,809	
	SARO-ROVII-17-0010874	20/07/2017	Specific Budgets of National Government Agencies	1101101			23,500,000		23,500,000										23,500,000	
	SARO-ROVII-17-0014509	11/09/2017	Pension and Gratuity Fund	1101407	196,086				196,086						196,086				196,086	
	SARO-ROVII-17-0015015	18/09/2017	Pension and Gratuity Fund	1101407	86,150				86,150						86,150				86,150	
	SARO-ROVII-17-0017956	25/10/2017	Pension and Gratuity Fund	1101407	2,418,231				2,418,231						2,418,231				2,418,231	
	SARO-ROVII-17-0019417	10/11/2017	Pension and Gratuity Fund	1101407	58,614				58,614						58,614				58,614	
	SARO-ROVII-17-0020873	20/11/2017	Specific Budgets of National Government Agencies	1101101	233,891				233,891						233,891				233,891	
	SARO-ROVII-17-0021727	24/11/2017	Specific Budgets of National Government Agencies	1101101	284,651				284,651						284,651				284,651	
	SARO-ROVII-17-0021731	24/11/2017	Pension and Gratuity Fund	1101407	1,464,463				1,464,463						1,464,463				1,464,463	
	SARO-ROVII-17-0023079	04/12/2017	Specific Budgets of National Government Agencies	1101101	1,418,560				1,418,560						1,418,560				1,418,560	
	SARO-ROVII-17-0023081	04/12/2017	Miscellaneous Personnel Benefits Fund	1101406	102,084				102,084						102,084				102,084	
	SARO-ROVII-17-0023082	04/12/2017	Retirement and Life Insurance Premiums	1104102	70,032				70,032						70,032				70,032	
	SARO-ROVII-17-0024055	13/12/2017	Specific Budgets of National Government Agencies	1101101	4,225,000				4,225,000						4,225,000				4,225,000	
	Vicente Sotto, Sr. Memorial Medical Center				830,938,619	324,755,771	90,000,000		1,245,694,390						830,938,619	324,755,771	90,000,000		1,245,694,390	
	GAA FY 2017 (RA 10924)	03/01/2017	Specific Budgets of National Government Agencies	1101101	537,364,000	327,697,000	65,000,000		930,061,000						537,364,000	327,697,000	65,000,000		930,061,000	
	GARO No. 2017-1 (RA 10924)	03/01/2017	Retirement and Life Insurance Premiums	1104102	43,134,000				43,134,000						43,134,000				43,134,000	
	SARO-ROVII-17-0005218	12/04/2017	Pension and Gratuity Fund	1101407	111,811				111,811						111,811				111,811	
	SARO-ROVII-17-0005219	12/04/2017	Pension and Gratuity Fund	1101407	338,455				338,455						338,455				338,455	
	SARO-ROVII-17-0006405	10/05/2017	Pension and Gratuity Fund	1101407	14,945,730				14,945,730						14,945,730				14,945,730	
	SARO-ROVII-17-0007024	17/05/2017	Pension and Gratuity Fund	1101407	1,019,373				1,019,373						1,019,373				1,019,373	
	SARO-ROVII-17-0008625	16/06/2017	Pension and Gratuity Fund	1101407	105,595				105,595						105,595				105,595	
	SARO-ROVII-17-0008797	20/06/2017	Specific Budgets of National Government Agencies	1101101			25,000,000		25,000,000										25,000,000	
	SARO-ROVII-17-0011994	07/08/2017	Pension and Gratuity Fund	1101407	1,778,444				1,778,444						1,778,444				1,778,444	
	SARO-ROVII-17-0014863	14/09/2017	Pension and Gratuity Fund	1101407	110,232				110,232						110,232				110,232	
	SARO-ROVII-17-0014864	14/09/2017	Pension and Gratuity Fund	1101407	191,672				191,672						191,672				191,672	
	SARO-ROVII-17-0020204	17/11/2017	Specific Budgets of National Government Agencies	1101101	40,662,160				40,662,160						40,662,160				40,662,160	
	SARO-ROVII-17-0020206	17/11/2017	Miscellaneous Personnel Benefits Fund	1101406	169,155,544				169,155,544						169,155,544				169,155,544	
	SARO-ROVII-17-0020207	17/11/2017	Retirement and Life Insurance Premiums	1104102	16,878,300				16,878,300						16,878,300				16,878,300	
	SARO-ROVII-17-0020971	21/11/2017	Pension and Gratuity Fund	1101407	2,202,074				2,202,074						2,202,074				2,202,074	
	SARO-ROVII-17-0025833	28/12/2017	Specific Budgets of National Government Agencies	1101101	2,941,229	-2,941,229									2,941,229	-2,941,229				
	Governor Celestino Gallares Memorial Hospital	25/01/2018																		
	Governor Celestino Gallares Memorial Hospital				322,287,950	65,309,000	25,075,000		412,671,950						322,287,950	65,309,000	25,075,000		412,671,950	
	GAA FY 2017	12/01/2017	Specific Budgets of National Government Agencies	1101101	255,014,000	68,409,000	25,075,000		348,498,000						255,014,000	68,409,000	25,075,000		348,498,000	
	GARO FY 2017	08/04/2017	Retirement and Life Insurance Premiums	1104102	20,674,000				20,674,000						20,674,000				20,674,000	
	SARO-ROVII-17-0002066	22/02/2017	Specific Budgets of National Government Agencies	1101101	229,277				229,277						229,277				229,277	
	SARO-ROVII-17-0002067	22/02/2017	Pension and Gratuity Fund	1101407	134,402				134,402						134,402				134,402	
	SARO-ROVII-17-0003549	16/03/2017	Pension and Gratuity Fund	1101407	43,488				43,488						43,488				43,488	
	SARO-ROVII-17-0003550	16/03/2017	Specific Budgets of National Government Agencies	1101101	446,766				446,766						446,766				446,766	
	SARO-ROVII-17-0003745	20/03/2017	Specific Budgets of National Government Agencies	1101101	2,338,000				2,338,000						2,338,000				2,338,000	
	SARO-ROVII-17-0006225	08/05/2017	Specific Budgets of National Government Agencies	1101101	433,473				433,473						433,473				433,473	
	SARO-ROVII-17-0006227	08/05/2017	Pension and Gratuity Fund	1101407	1,264,827				1,264,827						1,264,827				1,264,827	
	SARO-ROVII-17-0009572	03/07/2017	Pension and Gratuity Fund	1101407	888,885				888,885						888,885				888,885	
	SARO-ROVII-17-0015333	20/09/2017	Pension and Gratuity Fund	1101407	186,635				186,635						186,635				186,635	
	SARO-ROVII-17-0015334	20/09/2017	Specific Budgets of National Government Agencies	1101101	230,331				230,331						230,331				230,331	
	SARO-ROVII-17-0019447	13/11/2017	Pension and Gratuity Fund	1101407	652,983				652,983						652,983				652,983	
	SARO-ROVII-17-0020955	21/11/2017	Specific Budgets of National Government Agencies	1101101	554,665				554,665						554,665				554,665	
	SARO-ROVII-17-0022076	27/11/2017	Specific Budgets of National Government Agencies	1101101	27,387,360				27,387,360						27,387,360				27,387,360	
	SARO-ROVII-17-0022080	27/11/2017	Miscellaneous Personnel Benefits Fund	1101406	6,292,579				6,292,579						6,292,579				6,292,579	

FAR No. 1-B  
 LIST OF ALLOTMENTS AND SUB-ALLOTMENTS  
 As of the Quarter Ending December 31, 2017  
 Department: Department of Health (DOH)  
 Agency: Office of the Secretary  
 Operating Unit: All  
 Organization Code (UACS): 13001000000  
 Fund Cluster: 01 - Regular Agency Fund

Authorization: 01 - Current Year Appropriations  
 Report Status: ALL

No.	Allotments / Sub-Allotments			Funding Source	UACS Code	Allotments					Sub-Allotment to Regions/Operating Units					Total Allotments / Net of Sub-allotments				
	Number	Date	Description			PS	MOOE	CO	FINEX	Total	PS	MOOE	CO	FINEX	Total	PS	MOOE	CO	FINEX	Total
	2	3	4			6	7	8	9	10=(6+7+8+9)	11	12	13	14	15=(11+12+13+14)	16	17	18	19	20=(16+17+18+19)
	SARO-ROVII-17-0022083	27/11/2017	Retirement and Life Insurance Premiums	1104102	2,416,279					2,416,279									2,416,279	
	SARO-ROVII-17-0025852	27/12/2017	Specific Budgets of National Government Agencies	1101101	3,100,000	-3,100,000													3,100,000	
	St. Anthony Mother and Child Hospital				61,825,745	6,152,500	18,370,000			86,348,245									61,825,745	
	GARO No. 2017-1 (RLIP)	03/01/2017	Retirement and Life Insurance Premiums	1104102	3,336,000					3,336,000									3,336,000	
	GAA FY 2017 (RA 10924)	22/12/2016	Specific Budgets of National Government Agencies	1101101	43,777,000	8,920,000	18,370,000			71,067,000									43,777,000	
	SARO-ROVII-17-0001458	14/02/2017	Pension and Gratuity Fund	1101407	961,966					961,966									961,966	
	SARO-ROVII-17-0017203	13/10/2017	Pension and Gratuity Fund	1101407	1,084,196					1,084,196									1,084,196	
	SARO-ROVII-17-0017634	20/10/2017	Pension and Gratuity Fund	1101407	53,580					53,580									53,580	
	SARO-ROVII-17-0020876	20/11/2017	Miscellaneous Personnel Benefits Fund	1101406	9,081,946					9,081,946									9,081,946	
	SARO-ROVII-17-0020877	20/11/2017	Retirement and Life Insurance Premiums	1104102	715,900					715,900									715,900	
	SARO-ROVII-17-0024219	14/12/2017	Specific Budgets of National Government Agencies	1101101	2,767,500	-2,767,500													2,767,500	
	SARO-ROVII-17-0024445	18/12/2017	Retirement and Life Insurance Premiums	1104102	47,657					47,657									47,657	
	Eversley Child Sanitarium				70,076,582	29,289,000	10,000,000			109,365,582									70,076,582	
	GAA FY 2017	12/01/2017	Specific Budgets of National Government Agencies	1101101	49,608,000	32,809,000	10,000,000			92,417,000									49,608,000	
	GARO NO. 2017-1	12/01/2017	Retirement and Life Insurance Premiums	1104102	4,094,000					4,094,000									4,094,000	
	SARO-ROVII-17-0008760	20/06/2017	Pension and Gratuity Fund	1101407	108,320					108,320									108,320	
	SARO-ROVII-17-0015575	25/09/2017	Pension and Gratuity Fund	1101407	4,386,855					4,386,855									4,386,855	
	SARO-ROVII-17-0017957	25/10/2017	Miscellaneous Personnel Benefits Fund	1101406	5,285,448					5,285,448									5,285,448	
	SARO-ROVII-17-0017958	25/10/2017	Retirement and Life Insurance Premiums	1104102	476,046					476,046									476,046	
	SARO-ROVII-17-0018483	02/11/2017	Specific Budgets of National Government Agencies	1101101	149,566					149,566									149,566	
	SARO-ROVII-17-0020587	20/11/2017	Miscellaneous Personnel Benefits Fund	1101406	2,200,374					2,200,374									2,200,374	
	SARO-ROVII-17-0020589	20/11/2017	Retirement and Life Insurance Premiums	1104102	247,973					247,973									247,973	
	SARO-ROVII-17-0024151	13/12/2017	Specific Budgets of National Government Agencies	1101101	3,520,000	-3,520,000													3,520,000	
	Talsay District Hospital				115,249,911	3,190,076	30,000,000			148,439,987									115,249,911	
	Automatic Appropriation	06/04/2017	Retirement and Life Insurance Premiums	1104102	2,589,000					2,589,000									2,589,000	
	GAA FY 2017	12/01/2017	Specific Budgets of National Government Agencies	1101101	31,609,000	6,268,000	30,000,000			67,877,000									31,609,000	
	SARO-ROVII-17-0004487	03/04/2017	Specific Budgets of National Government Agencies	1101101	202,602					202,602									202,602	
	SARO-ROVII-17-0008748	19/06/2017	Miscellaneous Personnel Benefits Fund	1101406	19,267,802					19,267,802									19,267,802	
	SARO-ROVII-17-0008749	18/07/2017	Retirement and Life Insurance Premiums	1104102	1,655,322					1,655,322									1,655,322	
	SARO-ROVII-17-0014251	07/09/2017	Miscellaneous Personnel Benefits Fund	1101406	21,742,472					21,742,472									21,742,472	
	SARO-ROVII-17-0014252	07/09/2017	Retirement and Life Insurance Premiums	1104102	1,646,495					1,646,495									1,646,495	
	SARO-ROVII-17-0015885	29/09/2017	Pension and Gratuity Fund	1101407	4,538,557					4,538,557									4,538,557	
	SARO-ROVII-17-0015947	02/10/2017	Miscellaneous Personnel Benefits Fund	1101406	8,685,103					8,685,103									8,685,103	
	SARO-ROVII-17-0015948	02/10/2017	Retirement and Life Insurance Premiums	1104102	691,695					691,695									691,695	
	SARO-ROVII-17-0017700	23/10/2017	Pension and Gratuity Fund	1101407	43,398					43,398									43,398	
	SARO-ROVII-17-0017701	23/10/2017	Pension and Gratuity Fund	1101407	213,582					213,582									213,582	
	SARO-ROVII-17-0022437	28/11/2017	Miscellaneous Personnel Benefits Fund	1101406	18,011,315					18,011,315									18,011,315	
	SARO-ROVII-17-0022438	28/11/2017	Retirement and Life Insurance Premiums	1104102	1,275,644					1,275,644									1,275,644	
	SARO-ROVII-17-0024832	20/12/2017	Specific Budgets of National Government Agencies	1101101	3,077,924	-3,077,924													3,077,924	
	Don Emilio del Valle Memorial Hospital				61,804,240	12,286,000	25,000,000			99,090,240									61,804,240	
	GAA FY 2017	12/01/2017	Specific Budgets of National Government Agencies	1101101	52,094,000	12,286,000	25,000,000			89,380,000									52,094,000	
	GARO No. 2017-1	02/01/2013	Retirement and Life Insurance Premiums	1104102	4,176,000					4,176,000									4,176,000	
	SARO-ROVII-17-0002489	02/03/2017	Pension and Gratuity Fund	1101407	156,608					156,608									156,608	
	SARO-ROVII-17-0014597	12/09/2017	Specific Budgets of National Government Agencies	1101101	2,293,000					2,293,000									2,293,000	
	SARO-ROVII-17-0014598	12/09/2017	Miscellaneous Personnel Benefits Fund	1101406	1,118,674					1,118,674									1,118,674	
	SARO-ROVII-17-0014599	12/09/2017	Retirement and Life Insurance Premiums	1104102	220,249					220,249									220,249	
	SARO-ROVII-17-0021656	23/11/2017	Pension and Gratuity Fund	1101407	1,327,758					1,327,758									1,327,758	
	SARO-ROVII-17-0022693	29/11/2017	Miscellaneous Personnel Benefits Fund	1101406	399,668					399,668									399,668	
	SARO-ROVII-17-0022694	29/11/2017	Retirement and Life Insurance Premiums	1104102	18,283					18,283									18,283	
	Argao, Cebu Rehabilitation Center				35,652,975	14,924,500	54,080,000			104,657,475									35,652,975	
	GAA FY 2017	12/01/2017	Specific Budgets of National Government Agencies	1101101	2,082,000	16,962,000	54,080,000			73,124,000									2,082,000	
	GARO No. (RLIP)	10/01/2017	Retirement and Life Insurance Premiums	1104102	154,000					154,000									154,000	
	SARO-ROVII-17-0000263	23/01/2017	Miscellaneous Personnel Benefits Fund	1101406	23,795,489					23,795,489									23,795,489	
	SARO-ROVII-17-0000264	23/01/2017	Retirement and Life Insurance Premiums	1104102	1,667,844					1,667,844									1,667,844	
	SARO-ROVII-17-0015861	28/09/2017	Miscellaneous Personnel Benefits Fund	1101406	5,162,687					5,162,687									5,162,687	
	SARO-ROVII-17-0019452	13/11/2017	Miscellaneous Personnel Benefits Fund	1101406	319,466					319,466									319,466	
	SARO-ROVII-17-0019453	13/11/2017	Retirement and Life Insurance Premiums	1104102	23,388					23,388									23,388	
	SARO-ROVII-17-0024218	14/12/2017	Specific Budgets of National Government Agencies	1101101	2,037,500	-2,037,500													2,037,500	
	SARO-ROVII-170015862	28/09/2017	Retirement and Life Insurance Premiums	1104102	410,601					410,601									410,601	
	Cebu City Rehabilitation Center				4,199,000	6,742,000	11,700,000			22,641,000									4,199,000	
	GAA FY 2017	12/01/2017	Specific Budgets of National Government Agencies	1101101	3,454,000	7,192,000	11,700,000			22,346,000									3,454,000	
	GARO No. 2017-1 (RLIP)	03/01/2017	Retirement and Life Insurance Premiums	1104102	295,000					295,000									295,000	
	SARO 2017	29/12/2017	Specific Budgets of National Government Agencies	1101101	450,000	-450,000													450,000	
	Region VIII - Eastern Visayas				810,544,818	949,455,488	668,505,000			2,428,505,306					-3,588,336				810,544,818	

**FAR No. 1-B  
LIST OF ALLOTMENTS AND SUB-ALLOTMENTS**

As of the Quarter Ending December 31, 2017

Department: Department of Health (DOH)

Agency: Office of the Secretary

Operating Unit: All

Organization Code (UACS): 13001000000

Fund Cluster: 01 - Regular Agency Fund

Authorization: 01 - Current Year Appropriations

Report Status: ALL

No.	Allotments / Sub-Allotments			UACS Code	Allotments					Sub-Allotment to Regional/Operating Units					Total Allotments / Net of Sub-allotments				
	Number	Date	Description		PS	MOOE	CO	FINEX	Total	PS	MOOE	CO	FINEX	Total	PS	MOOE	CO	FINEX	Total
1	2	3	4	5	6	7	8	9	10=(6+7+8+9)	11	12	13	14	15=(11+12+13+14)	16	17	18	19	20=(16+17+18+19)
	Eastern Visayas Centers for Health Development				126,691,870	857,935,000	608,624,000		1,593,250,870					-3,588,336	126,691,870	854,346,664	608,624,000		1,589,662,534
	GAA FY 2017																		
	GARO NO. 2017-01	12/01/2017	Specific Budgets of National Government Agencies	1101101	109,200,000	861,815,000	562,624,000		1,533,639,000					-3,588,336	109,200,000	858,226,664	562,624,000		1,530,050,664
	SARO-ROVIII-17-000552	21/04/2017	Retirement and Life Insurance Premiums	1104102	8,628,000				8,628,000						8,628,000				8,628,000
	SARO-ROVIII-17-0005887	28/04/2017	Specific Budgets of National Government Agencies	1101101			46,000,000		46,000,000								46,000,000		46,000,000
	SARO-ROVIII-17-0005888	28/04/2017	Pension and Gratuity Fund	1101407	633,000				633,000						633,000				633,000
	SARO-ROVIII-17-0018685	03/11/2017	Pension and Gratuity Fund	1101407	791,125				791,125						791,125				791,125
	SARO-ROVIII-17-0020306	17/11/2017	Miscellaneous Personnel Benefits Fund	1101406	356,990				356,990						356,990				356,990
	SARO-ROVIII-17-0020307	17/11/2017	Retirement and Life Insurance Premiums	1104102	2,885,000				2,885,000						2,885,000				2,885,000
	SARO-ROVIII-17-0022959	01/12/2017	Pension and Gratuity Fund	1101407	78,000				78,000						78,000				78,000
	SARO-ROVIII-17-0024736	01/12/2017	Retirement and Life Insurance Premiums	1104102	132,300				132,300						132,300				132,300
	SARO-ROVIII-17-0024737	19/12/2017	Specific Budgets of National Government Agencies	1101101	3,880,000	-3,880,000									3,880,000	-3,880,000			
	SARO-ROVIII-17-0024737	19/12/2017	Pension and Gratuity Fund	1101407	107,455				107,455						107,455				107,455
	Eastern Visayas Regl Medical Center				574,785,452	80,310,625	45,693,000		700,789,077						574,785,452	80,310,625	45,693,000		700,789,077
	GAA FY 2017	12/01/2017	Specific Budgets of National Government Agencies	1101101	302,957,000	105,110,000	45,693,000		453,760,000						24,335,000				24,335,000
	GARO No. 2017-1	12/01/2017	Retirement and Life Insurance Premiums	1104102	24,335,000				24,335,000						24,335,000				24,335,000
	SARO-ROVIII-17-0002149	24/02/2017	Specific Budgets of National Government Agencies	1101101	719,176				719,176						719,176				719,176
	SARO-ROVIII-17-0002896	07/03/2017	Pension and Gratuity Fund	1101407	239,287				239,287						239,287				239,287
	SARO-ROVIII-17-0003119	10/03/2017	Specific Budgets of National Government Agencies	1101101	60,061,377				60,061,377						60,061,377				60,061,377
	SARO-ROVIII-17-0003120	10/03/2017	Retirement and Life Insurance Premiums	1104102	4,502,394				4,502,394						4,502,394				4,502,394
	SARO-ROVIII-17-0005105	11/04/2017	Specific Budgets of National Government Agencies	1101101	2,948,527				2,948,527						2,948,527				2,948,527
	SARO-ROVIII-17-0005897	28/04/2017	Pension and Gratuity Fund	1101407	868,663				868,663						868,663				868,663
	SARO-ROVIII-17-0006929	16/05/2017	Specific Budgets of National Government Agencies	1101101	23,232,274				23,232,274						23,232,274				23,232,274
	SARO-ROVIII-17-0006930	16/05/2017	Retirement and Life Insurance Premiums	1104102	1,822,249				1,822,249						1,822,249				1,822,249
	SARO-ROVIII-17-0008264	09/06/2017	Specific Budgets of National Government Agencies	1101101	11,304,121				11,304,121						11,304,121				11,304,121
	SARO-ROVIII-17-0008265	09/06/2017	Retirement and Life Insurance Premiums	1104102	745,401				745,401						745,401				745,401
	SARO-ROVIII-17-0008278	09/06/2017	Pension and Gratuity Fund	1101407	251,576				251,576						251,576				251,576
	SARO-ROVIII-17-0008531	15/06/2017	Specific Budgets of National Government Agencies	1101101	10,165,696				10,165,696						10,165,696				10,165,696
	SARO-ROVIII-17-0008532	15/06/2017	Retirement and Life Insurance Premiums	1104102	716,195				716,195						716,195				716,195
	SARO-ROVIII-17-0008933	22/06/2017	Specific Budgets of National Government Agencies	1101101	8,304,648				8,304,648						8,304,648				8,304,648
	SARO-ROVIII-17-0008934	22/06/2017	Retirement and Life Insurance Premiums	1104102	647,226				647,226						647,226				647,226
	SARO-ROVIII-17-0009651	04/07/2017	Specific Budgets of National Government Agencies	1101101	1,015,705				1,015,705						1,015,705				1,015,705
	SARO-ROVIII-17-0009652	04/07/2017	Retirement and Life Insurance Premiums	1104102	74,593				74,593						74,593				74,593
	SARO-ROVIII-17-0011775	03/08/2017	Pension and Gratuity Fund	1101407	83,580				83,580						83,580				83,580
	SARO-ROVIII-17-0012408	14/08/2017	Pension and Gratuity Fund	1101407	43,797				43,797						43,797				43,797
	SARO-ROVIII-17-0014195	07/09/2017	Pension and Gratuity Fund	1101407	76,490				76,490						76,490				76,490
	SARO-ROVIII-17-0016152	03/10/2017	Miscellaneous Personnel Benefits Fund	1101406	5,719,553				5,719,553						5,719,553				5,719,553
	SARO-ROVIII-17-0016153	03/10/2017	Retirement and Life Insurance Premiums	1104102	472,820				472,820						472,820				472,820
	SARO-ROVIII-17-0016159	03/10/2017	Pension and Gratuity Fund	1101407	12,280				12,280						12,280				12,280
	SARO-ROVIII-17-0016624	06/10/2017	Pension and Gratuity Fund	1101407	93,132				93,132						93,132				93,132
	SARO-ROVIII-17-0018716	03/11/2017	Miscellaneous Personnel Benefits Fund	1101406	573,371				573,371						573,371				573,371
	SARO-ROVIII-17-0019791	15/11/2017	Pension and Gratuity Fund	1101407	86,736				86,736						86,736				86,736
	SARO-ROVIII-17-0020311	17/11/2017	Pension and Gratuity Fund	1101407	52,007				52,007						52,007				52,007
	SARO-ROVIII-17-0020712	20/11/2017	Miscellaneous Personnel Benefits Fund	1101406	5,492,897				5,492,897						5,492,897				5,492,897
	SARO-ROVIII-17-0020713	20/11/2017	Retirement and Life Insurance Premiums	1104102	339,894				339,894						339,894				339,894
	SARO-ROVIII-17-0021604	23/11/2017	Miscellaneous Personnel Benefits Fund	1101406	15,828,983				15,828,983						15,828,983				15,828,983
	SARO-ROVIII-17-0021605	23/11/2017	Retirement and Life Insurance Premiums	1104102	1,091,212				1,091,212						1,091,212				1,091,212
	SARO-ROVIII-17-0021930	24/11/2017	Miscellaneous Personnel Benefits Fund	1101406	49,790,518				49,790,518						49,790,518				49,790,518
	SARO-ROVIII-17-0021931	24/11/2017	Retirement and Life Insurance Premiums	1104102	3,817,283				3,817,283						3,817,283				3,817,283
	SARO-ROVIII-17-0024965	20/12/2017	Pension and Gratuity Fund	1101407	30,128				30,128						30,128				30,128
	SARO-ROVIII-17-0025466	22/12/2017	Specific Budgets of National Government Agencies	1101101	24,799,375	-24,799,375									24,799,375	-24,799,375			
	SARO-ROVIII-17-0025805	28/12/2017	Miscellaneous Personnel Benefits Fund	1101406	1,116,168				1,116,168						1,116,168				1,116,168
	SARO-ROVIII-17-0025967	29/12/2017	Miscellaneous Personnel Benefits Fund	1101406	9,653,371				9,653,371						9,653,371				9,653,371
	SARO-ROVIII-17-0025968	29/12/2017	Retirement and Life Insurance Premiums	1104102	700,749				700,749						700,749				700,749
	Schistosomiasis Hospital				66,340,234	5,371,000	10,000,000		81,711,234						66,340,234	5,371,000	10,000,000		81,711,234
	GAA FY 2017	12/01/2017	Specific Budgets of National Government Agencies	1101101	46,521,000	7,585,000	10,000,000		64,106,000						46,521,000	7,585,000	10,000,000		64,106,000
	GARO 2017-1	03/01/2017	Retirement and Life Insurance Premiums	1104102	3,632,000				3,632,000						3,632,000				3,632,000
	SARO-ROVIII-17-0001769	17/02/2017	Miscellaneous Personnel Benefits Fund	1101406	11,683,148				11,683,148						11,683,148				11,683,148
	SARO-ROVIII-17-0001770	17/02/2017	Retirement and Life Insurance Premiums	1104102	701,050				701,050						701,050				701,050
	SARO-ROVIII-17-0005890	28/04/2017	Pension and Gratuity Fund	1101407	78,307				78,307						78,307				78,307
	SARO-ROVIII-17-0014055	06/09/2017	Miscellaneous Personnel Benefits Fund	1101406	588,000				588,000						588,000				588,000
	SARO-ROVIII-17-0016614	06/10/2017	Pension and Gratuity Fund	1101407	922,729				922,729										

**FAR No. 1-B**  
**LIST OF ALLOTMENTS AND SUB-ALLOTMENTS**  
**As of the Quarter Ending December 31, 2017**  
**Department: Department of Health (DOH)**  
**Agency: Office of the Secretary**  
**Operating Unit: All**  
**Organization Code (UACS): 130010000000**  
**Fund Cluster: 01 - Regular Agency Fund**

**Authorization: 01 - Current Year Appropriations**  
**Report Status: ALL**

No.	Allotments / Sub-Allotments			Funding Source	UACS Code	Allotments				Sub-Allotment to Regions/Operating Units					Total Allotments / Net of Sub-allotments				
	Number	Date	Description			PS	MOOE	CO	FINEX	Total	PS	MOOE	CO	FINEX	Total	PS	MOOE	CO	FINEX
1	2	3	4	5	6	7	8	9	10	11	12	13	14	15	16	17	18	19	20
							10*(6+7+8+9)		11*(11+12+13+14)					15*(16+17+18+19)					20*(16+17+18+19)
	GARO FY 2017-1	02/01/2017	Retirement and Life Insurance Premiums	1104102	1,555,000		1,555,000								1,555,000				1,555,000
	SARO-ROVIII-17-0004488	03/04/2017	Miscellaneous Personnel Benefits Fund	1101406	12,082,384		12,082,384								12,082,384				12,082,384
	SARO-ROVIII-17-0004489	03/04/2017	Retirement and Life Insurance Premiums	1104102	1,223,418		1,223,418								1,223,418				1,223,418
	SARO-ROVIII-17-0005033	10/04/2017	Specific Budgets of National Government Agencies	1101101	6,682,000		6,682,000								6,682,000				6,682,000
	SARO-ROVIII-17-0010503	14/07/2017	Pension and Gratuity Fund	1101407	1,255,223		1,255,223								1,255,223				1,255,223
	SARO-ROVIII-17-0013111	23/08/2017	Miscellaneous Personnel Benefits Fund	1101406	1,555,100		1,555,100								1,555,100				1,555,100
	SARO-ROVIII-17-0024734	19/12/2017	Specific Budgets of National Government Agencies	1101101	1,122,137	-1,122,137									1,122,137	-1,122,137			
	<b>Region IX - Zamboanga Peninsula</b>				1,288,075,490	747,049,496	435,100,000		2,470,224,986		-1,518,648			-1,518,648	1,288,075,490	745,530,848	435,100,000		2,468,706,338
	Zamboanga Peninsula Centers for Health Development				102,116,741	571,130,000	359,700,000		1,032,946,741		-1,518,648			-1,518,648	102,116,741	569,611,352	359,700,000		1,031,428,093
	GAA FY 2017	12/01/2017	Specific Budgets of National Government Agencies	1101101	80,356,000	574,505,000	322,700,000		977,561,000		-1,518,648			-1,518,648	80,356,000	572,986,352	322,700,000		976,042,352
	GARO No. 2017-1	12/01/2017	Retirement and Life Insurance Premiums	1104102	6,000,000				6,000,000						6,000,000				6,000,000
	SARO-ROIX-17-0009122	27/06/2017	Pension and Gratuity Fund	1101407	631,635				631,635						631,635				631,635
	SARO-ROIX-17-0009123	27/06/2017	Specific Budgets of National Government Agencies	1101101	981,978				981,978						981,978				981,978
	SARO-ROIX-17-0000078	12/01/2017	Pension and Gratuity Fund	1101407	32,807				32,807						32,807				32,807
	SARO-ROIX-17-0003962	22/03/2017	Specific Budgets of National Government Agencies	1101101			1,500,000		1,500,000								1,500,000		1,500,000
	SARO-ROIX-17-0007218	19/05/2017	Specific Budgets of National Government Agencies	1101101	548,022				548,022						548,022				548,022
	SARO-ROIX-17-0009137	27/06/2017	Pension and Gratuity Fund	1101407	180,203				180,203						180,203				180,203
	SARO-ROIX-17-0010495	14/07/2017	Specific Budgets of National Government Agencies	1101101			35,500,000		35,500,000								35,500,000		35,500,000
	SARO-ROIX-17-0010931	21/07/2017	Pension and Gratuity Fund	1101407	34,403				34,403						34,403				34,403
	SARO-ROIX-17-0011462	31/07/2017	Pension and Gratuity Fund	1101407	415,553				415,553						415,553				415,553
	SARO-ROIX-17-0016463	05/10/2017	Pension and Gratuity Fund	1101407	35,879				35,879						35,879				35,879
	SARO-ROIX-17-0020784	20/11/2017	Miscellaneous Personnel Benefits Fund	1101406	6,851,089				6,851,089						6,851,089				6,851,089
	SARO-ROIX-17-0020785	20/11/2017	Retirement and Life Insurance Premiums	1104102	695,492				695,492						695,492				695,492
	SARO-ROIX-17-0021688	23/11/2017	Pension and Gratuity Fund	1101407	1,978,680				1,978,680						1,978,680				1,978,680
	SARO-ROIX-17-0024444	18/12/2017	Specific Budgets of National Government Agencies	1101101	3,375,000	-3,375,000									3,375,000	-3,375,000			
	Zamboanga City Medical Center				641,676,864	80,399,000			722,075,864						641,676,864	80,399,000			722,075,864
	GAA FY 2017	12/01/2017	Specific Budgets of National Government Agencies	1101101	453,739,000	101,899,000			555,638,000						453,739,000	101,899,000			555,638,000
	GARO No. 2017-1	03/01/2017	Retirement and Life Insurance Premiums	1104102	36,112,000				36,112,000						36,112,000				36,112,000
	SARO-ROIX-17-0011938	04/08/2017	Specific Budgets of National Government Agencies	1101101	110,993,163				110,993,163						110,993,163				110,993,163
	SARO-ROIX-17-0011939	04/08/2017	Retirement and Life Insurance Premiums	1104102	10,057,842				10,057,842						10,057,842				10,057,842
	SARO-ROIX-17-0021162	21/11/2017	Specific Budgets of National Government Agencies	1101101	1,473,379				1,473,379						1,473,379				1,473,379
	SARO-ROIX-17-0022013	27/11/2017	Specific Budgets of National Government Agencies	1101101	7,801,480				7,801,480						7,801,480				7,801,480
	SARO-ROIX-17-0024442	18/12/2017	Specific Budgets of National Government Agencies	1101101	21,500,000	-21,500,000									21,500,000	-21,500,000			
	Mindanao Central Sanitarium				69,000,119	15,877,000	10,000,000		94,877,119						69,000,119	15,877,000	10,000,000		94,877,119
	GAA FY 2017	12/01/2017	Specific Budgets of National Government Agencies	1101101	27,304,000	17,377,000	10,000,000		54,681,000						27,304,000	17,377,000	10,000,000		54,681,000
	GARO No. 2017-1	12/01/2017	Retirement and Life Insurance Premiums	1104102	1,967,000				1,967,000						1,967,000				1,967,000
	SARO-ROIX-17-0001652	16/02/2017	Miscellaneous Personnel Benefits Fund	1101406	35,130,514				35,130,514						35,130,514				35,130,514
	SARO-ROIX-17-0001653	16/02/2017	Retirement and Life Insurance Premiums	1104102	2,554,393				2,554,393						2,554,393				2,554,393
	SARO-ROIX-17-0016573	06/10/2017	Pension and Gratuity Fund	1101407	544,212				544,212						544,212				544,212
	SARO-ROIX-17-0025450	22/12/2017	Specific Budgets of National Government Agencies	1101101	1,500,000	-1,500,000									1,500,000	-1,500,000			
	Sulu Sanitarium				48,659,215	6,715,530	10,000,000		65,374,745						48,659,215	6,715,530	10,000,000		65,374,745
	GAA FY 2017	12/01/2017	Specific Budgets of National Government Agencies	1101101	25,414,000	7,221,000	10,000,000		42,635,000						25,414,000	7,221,000	10,000,000		42,635,000
	GARO FY 2017 - 1	03/01/2017	Retirement and Life Insurance Premiums	1104102	1,930,000				1,930,000						1,930,000				1,930,000
	SARO-ROIX-17-0022064	27/11/2017	Specific Budgets of National Government Agencies	1101101	5,210,000				5,210,000						5,210,000				5,210,000
	SARO-ROIX-17-0022068	27/11/2017	Miscellaneous Personnel Benefits Fund	1101406	14,370,353				14,370,353						14,370,353				14,370,353
	SARO-ROIX-17-0022072	27/11/2017	Retirement and Life Insurance Premiums	1104102	1,229,392				1,229,392						1,229,392				1,229,392
	SARO-ROIX-17-0026048	29/12/2017	Specific Budgets of National Government Agencies	1101101	505,470	-505,470									505,470	-505,470			
	Labuan Public Hospital				49,678,988	2,492,824	10,000,000		62,171,812						49,678,988	2,492,824	10,000,000		62,171,812
	GAA FY 2017	12/01/2017	Specific Budgets of National Government Agencies	1101101	22,844,000	4,052,000	10,000,000		36,896,000						22,844,000	4,052,000	10,000,000		36,896,000
	GARO No. 2017-1	12/01/2017	Retirement and Life Insurance Premiums	1104102	1,857,000				1,857,000						1,857,000				1,857,000
	SARO-ROIX-17-0001457	03/03/2017	Retirement and Life Insurance Premiums	1104102	795,173				795,173						795,173				795,173
	SARO-ROIX-17-0001457	03/03/2017	Miscellaneous Personnel Benefits Fund	1101406	10,701,901				10,701,901						10,701,901				10,701,901
	SARO-ROIX-17-0016289	04/10/2017	Pension and Gratuity Fund	1101407	719,812				719,812						719,812				719,812
	SARO-ROIX-17-0023563	07/12/2017	Specific Budgets of National Government Agencies	1101101	3,093,000				3,093,000						3,093,000				3,093,000
	SARO-ROIX-17-0023564	07/12/2017	Miscellaneous Personnel Benefits Fund	1101406	7,373,881				7,373,881						7,373,881				7,373,881
	SARO-ROIX-17-0023603	08/12/2017	Retirement and Life Insurance Premiums	1104102	735,045				735,045						735,045				735,045
	SARO-ROIX-17-0026037	29/12/2017	Specific Budgets of National Government Agencies	1101101	1,559,176	-1,559,176									1,559,176	-1,559,176			
	Basilan Provincial Hospital				42,487,045	21,907,472	25,400,000		89,794,517						42,487,045	21,907,472	25,400,000		89,794,517
	GAA FY 2017	12/01/2017	Specific Budgets of National Government Agencies	1101101	32,716,000	23,078,000	25,400,000		81,194,000						32,716,000	23,078,000	25,400,000		81,194,000
	GARO No. 2017-1	12/01/2017	Retirement and Life Insurance Premiums	1104102	2,427,000				2,42										

FAR No. 1-B

LIST OF ALLOTMENTS AND SUB-ALLOTMENTS

As of the Quarter Ending December 31, 2017

Department: Department of Health (DOH)

Agency: Office of the Secretary

Operating Unit: All

Organization Code (UACS): 13001000000

Fund Cluster: 01 - Regular Agency Fund

Authorization: 01 - Current Year Appropriations

Report Status: ALL

No.	Allotments / Sub-Allotments Number	Date	Description	Funding Source	UACS Code	Allotments				Sub-Allotment to Regions/Operating Units					Total Allotments / Net of Sub-allotments				
						PS	MOOE	CO	FINEX	Total	PS	MOOE	CO	FINEX	Total	PS	MOOE	CO	FINEX
1	2	3	4	5	6	7	8	9	10=(6+7+8+9)	11	12	13	14	15=(11+12+13+14)	16	17	18	19	20=(16+17+18+19)
	SARO-ROIX-17-0025088	21/12/2017	Retirement and Life Insurance Premiums		1104102	86,128				86,128					86,128				86,128
	SARO-ROIX-17-0026155	29/12/2017	Specific Budgets of National Government Agencies		1101101	1,170,528	-1,170,528								1,170,528	-1,170,528			
	Dr. Jose Rizal Memorial Hospital					145,033,562	26,687,941	10,000,000		181,721,503					145,033,562	26,687,941	10,000,000		181,721,503
	GAA FY 2017	12/01/2017	Specific Budgets of National Government Agencies		1101101	85,887,000	31,413,000	10,000,000		127,300,000					85,887,000	31,413,000	10,000,000		127,300,000
	GAA FY 2017 (RLIP)	12/01/2017	Retirement and Life Insurance Premiums		1104102	6,436,000				6,436,000					6,436,000				6,436,000
	SARO-ROIX-17-0007219	19/05/2017	Specific Budgets of National Government Agencies		1101101	212,262				212,262					212,262				212,262
	SARO-ROIX-17-0008303	09/06/2017	Pension and Gratuity Fund		1101407	2,315,091				2,315,091					2,315,091				2,315,091
	SARO-ROIX-17-0010534	17/07/2017	Specific Budgets of National Government Agencies		1101101	71,440				71,440					71,440				71,440
	SARO-ROIX-17-0011319	28/07/2017	Specific Budgets of National Government Agencies		1101101	2,923,000				2,923,000					2,923,000				2,923,000
	SARO-ROIX-17-0011322	28/07/2017	Miscellaneous Personnel Benefits Fund		1101406	35,917,922				35,917,922					35,917,922				35,917,922
	SARO-ROIX-17-0011323	28/07/2017	Retirement and Life Insurance Premiums		1104102	2,833,035				2,833,035					2,833,035				2,833,035
	SARO-ROIX-17-0015642	26/09/2017	Pension and Gratuity Fund		1101407	104,920				104,920					104,920				104,920
	SARO-ROIX-17-0015643	26/09/2017	Specific Budgets of National Government Agencies		1101101	27,733				27,733					27,733				27,733
	SARO-ROIX-17-0020910	20/11/2017	Pension and Gratuity Fund		1101407	57,392				57,392					57,392				57,392
	SARO-ROIX-17-0022562	28/11/2017	Miscellaneous Personnel Benefits Fund		1101406	2,049,155				2,049,155					2,049,155				2,049,155
	SARO-ROIX-17-0022564	28/11/2017	Retirement and Life Insurance Premiums		1104102	166,155				166,155					166,155				166,155
	SARO-ROIX-17-0023350	06/12/2017	Pension and Gratuity Fund		1101407	1,049,341				1,049,341					1,049,341				1,049,341
	SARO-ROIX-17-0024440	18/12/2017	Specific Budgets of National Government Agencies		1101101	8,565				8,565					8,565				8,565
	SARO-ROIX-17-0024441	18/12/2017	Pension and Gratuity Fund		1101407	249,492				249,492					249,492				249,492
	SARO-ROIX-17-0025089	21/12/2017	Specific Budgets of National Government Agencies		1101101	4,725,059	-4,725,059								4,725,059	-4,725,059			
	Margosatubig Regional Hospital					189,422,956	21,839,729	10,000,000		221,262,685					189,422,956	21,839,729	10,000,000		221,262,685
	GAA FY 2017	01/01/2017	Specific Budgets of National Government Agencies		1101101	105,087,000	26,644,000	10,000,000		141,731,000					105,087,000	26,644,000	10,000,000		141,731,000
	GARO 2017-1	01/01/2017	Retirement and Life Insurance Premiums		1104102	8,078,000				8,078,000					8,078,000				8,078,000
	SARO-ROIX-17-0000132	13/01/2017	Pension and Gratuity Fund		1101407	138,700				138,700					138,700				138,700
	SARO-ROIX-17-0010894	20/07/2017	Pension and Gratuity Fund		1101407	783,921				783,921					783,921				783,921
	SARO-ROIX-17-0015536	25/09/2017	Miscellaneous Personnel Benefits Fund		1101406	56,202,635				56,202,635					56,202,635				56,202,635
	SARO-ROIX-17-0015537	25/09/2017	Retirement and Life Insurance Premiums		1104102	4,310,566				4,310,566					4,310,566				4,310,566
	SARO-ROIX-17-0017690	20/10/2017	Pension and Gratuity Fund		1101407	48,797				48,797					48,797				48,797
	SARO-ROIX-17-0022523	28/11/2017	Miscellaneous Personnel Benefits Fund		1101406	9,197,222				9,197,222					9,197,222				9,197,222
	SARO-ROIX-17-0022524	28/11/2017	Retirement and Life Insurance Premiums		1104102	771,844				771,844					771,844				771,844
	SARO-ROIX-17-0025998	29/12/2017	Specific Budgets of National Government Agencies		1101101	4,804,271	-4,804,271								4,804,271	-4,804,271			
	Region X - Northern Mindanao					1,485,712,108	856,729,000	637,500,000		2,979,941,108					1,485,712,108	856,729,000	637,500,000		2,979,941,108
	Northern Mindanao Centers for Health Development	18/01/2018																	
	Northern Mindanao Centers for Health Development					106,674,889	608,824,000	419,000,000		1,134,498,889					106,674,889	608,824,000	419,000,000		1,134,498,889
	GARO 2017-1	03/01/2017	Retirement and Life Insurance Premiums		1104102	7,617,000				7,617,000					7,617,000				7,617,000
	RA 10924 GAA FY 2017	22/12/2016	Specific Budgets of National Government Agencies		1101101	93,973,000	612,599,000	390,000,000		1,096,572,000					93,973,000	612,599,000	390,000,000		1,096,572,000
	SARO-ROX-17-0003963	22/03/2017	Specific Budgets of National Government Agencies		1101101			4,500,000		4,500,000							4,500,000		4,500,000
	SARO-ROX-17-0005925	08/05/2017	Pension and Gratuity Fund		1101407	275,849				275,849					275,849				275,849
	SARO-ROX-17-0008107	07/06/2017	Pension and Gratuity Fund		1101407	225,732				225,732					225,732				225,732
	SARO-ROX-17-0008948	22/06/2017	Specific Budgets of National Government Agencies		1101101			13,100,000		13,100,000							13,100,000		13,100,000
	SARO-ROX-17-0009877	06/07/2017	Specific Budgets of National Government Agencies		1101101			1,400,000		1,400,000							1,400,000		1,400,000
	SARO-ROX-17-0016151	03/10/2017	Specific Budgets of National Government Agencies		1101101			10,000,000		10,000,000							10,000,000		10,000,000
	SARO-ROX-17-0019062	08/11/2017	Pension and Gratuity Fund		1101407	487,419				487,419					487,419				487,419
	SARO-ROX-17-0019065	08/11/2017	Pension and Gratuity Fund		1101407	320,889				320,889					320,889				320,889
	SARO-ROX-17-0024643	18/12/2017	Specific Budgets of National Government Agencies		1101101	3,775,000	-3,775,000								3,775,000	-3,775,000			
	Northern Mindanao Medical Center					742,800,912	140,659,000	157,500,000		1,040,959,912					742,800,912	140,659,000	157,500,000		1,040,959,912
	GAA FY 2017	01/01/2017	Specific Budgets of National Government Agencies		1101101	430,130,000	147,164,000	50,000,000		627,294,000					430,130,000	147,164,000	50,000,000		627,294,000
	GARO no 2017-1	01/01/2017	Retirement and Life Insurance Premiums		1104102	35,642,000				35,642,000					35,642,000				35,642,000
	SARO-ROX-17-0004016	23/03/2017	Pension and Gratuity Fund		1101407	308,664				308,664					308,664				308,664
	SARO-ROX-17-0007930	02/06/2017	Specific Budgets of National Government Agencies		1101101			107,500,000		107,500,000							107,500,000		107,500,000
	SARO-ROX-17-0001765	17/02/2017	Pension and Gratuity Fund		1101407	630,104				630,104					630,104				630,104
	SARO-ROX-17-0001766	17/02/2017	Pension and Gratuity Fund		1101407	385,098				385,098					385,098				385,098
	SARO-ROX-17-0002135	24/02/2017	Pension and Gratuity Fund		1101407	185,757				185,757					185,757				185,757
	SARO-ROX-17-0002487	02/03/2017	Pension and Gratuity Fund		1101407	333,771				333,771					333,771				333,771
	SARO-ROX-17-0003419	14/03/2017	Pension and Gratuity Fund		1101407	257,494				257,494					257,494				257,494
	SARO-ROX-17-0005335	18/04/2017	Pension and Gratuity Fund		1101407	460,520				460,520					460,520				460,520
	SARO-ROX-17-0006420	10/05/2017	Pension and Gratuity Fund		1101407	282,092				282,092					282,092				282,092
	SARO-ROX-17-0006544	11/05/2017	Pension and Gratuity Fund		1101407	147,273				147,273					147,273				147,273
	SARO-ROX-17-0007179	19/05/2017	Pension and Gratuity Fund		1101407	830,311				830,311					830,311				830,311
	SARO-ROX-17-0008010	06/06/2017	Pension and Gratuity Fund		1101407	384,351				384,351					384,351				384,351
	SARO-ROX-17-0008592	16/06/2017	Pension and Gratuity Fund		1101407	115,140				115,140									

**FAR No. 1-B  
LIST OF ALLOTMENTS AND SUB-ALLOTMENTS**

**As of the Quarter Ending December 31, 2017**

**Department: Department of Health (DOH)**

**Agency: Office of the Secretary**

**Operating Unit: All**

**Organization Code (UACS): 13001000000**

**Fund Cluster: 01 - Regular Agency Fund**

**Authorization: 01 - Current Year Appropriations**

**Report Status: ALL**

No.	Allotments / Sub-Allotments		Description	UACS Code	Allotments					Sub-Allotment to Regions/Operating Units					Total Allotments / Net of Sub-allotments					
	Number	Date			PS	MOOE	CO	FINEX	Total	PS	MOOE	CO	FINEX	Total	PS	MOOE	CO	FINEX	Total	
					6	7	8	9	10=(6+7+8+9)	11	12	13	14	15=(11+12+13+14)	16	17	18	19	20=(16+17+18+19)	
	SARO-ROX-17-0014663	13/09/2017	Pension and Gratuity Fund	1101407	614,394				614,394						614,394					614,394
	SARO-ROX-17-0016643	09/10/2017	Pension and Gratuity Fund	1101407	577,984				577,984						577,984					577,984
	SARO-ROX-17-0018207	27/10/2017	Pension and Gratuity Fund	1101407	420,140				420,140						420,140					420,140
	SARO-ROX-17-0018384	30/10/2017	Specific Budgets of National Government Agencies	1101101	75,366,000				75,366,000						75,366,000					75,366,000
	SARO-ROX-17-0018388	30/10/2017	Miscellaneous Personnel Benefits Fund	1101406	169,606,000				169,606,000						169,606,000					169,606,000
	SARO-ROX-17-0018389	30/10/2017	Retirement and Life Insurance Premiums	1104102	18,980,000				18,980,000						18,980,000					18,980,000
	SARO-ROX-17-0025803	28/12/2017	Specific Budgets of National Government Agencies	1101101	6,505,000	-6,505,000									6,505,000	-6,505,000				
	Mayor Hilario Ramiro, Sr. Regional Training and Teaching Hospital				227,780,721	34,902,000	25,000,000		287,682,721						227,780,721	34,902,000	25,000,000			287,682,721
	GAA FY 2017	12/01/2017	Specific Budgets of National Government Agencies	1101101	182,684,000	41,202,000	25,000,000		248,886,000						182,684,000	41,202,000	25,000,000			248,886,000
	GARO No. 2017-1	12/01/2017	Retirement and Life Insurance Premiums	1104102	13,819,000				13,819,000						13,819,000					13,819,000
	SARO-ROX-17-0006246	08/05/2017	Pension and Gratuity Fund	1101407	159,625				159,625						159,625					159,625
	SARO-ROX-17-0006347	20/02/2018	Pension and Gratuity Fund	1101407	41,226				41,226						41,226					41,226
	SARO-ROX-17-0010721	19/07/2017	Pension and Gratuity Fund	1101407	342,801				342,801						342,801					342,801
	SARO-ROX-17-0011043	24/07/2017	Pension and Gratuity Fund	1101407	105,508				105,508						105,508					105,508
	SARO-ROX-17-0011053	24/07/2017	Pension and Gratuity Fund	1101407	76,326				76,326						76,326					76,326
	SARO-ROX-17-0014587	12/09/2017	Pension and Gratuity Fund	1101407	126,497				126,497						126,497					126,497
	SARO-ROX-17-0014590	12/09/2017	Pension and Gratuity Fund	1101407	333,851				333,851						333,851					333,851
	SARO-ROX-17-0019605	14/11/2017	Pension and Gratuity Fund	1101407	28,588				28,588						28,588					28,588
	SARO-ROX-17-0019789	15/11/2017	Pension and Gratuity Fund	1101407	322,000				322,000						322,000					322,000
	SARO-ROX-17-0019838	15/11/2017	Pension and Gratuity Fund	1101407	1,682,714				1,682,714						1,682,714					1,682,714
	SARO-ROX-17-0020044	20/02/2018	Specific Budgets of National Government Agencies	1101101	14,840,000				14,840,000						14,840,000					14,840,000
	SARO-ROX-17-0020046	16/11/2017	Miscellaneous Personnel Benefits Fund	1101406	4,662,000				4,662,000						4,662,000					4,662,000
	SARO-ROX-17-0020047	16/11/2017	Retirement and Life Insurance Premiums	1104102	1,564,000				1,564,000						1,564,000					1,564,000
	SARO-ROX-17-0024743	19/12/2017	Specific Budgets of National Government Agencies	1101101	6,300,000	-6,300,000									6,300,000	-6,300,000				
	SARO-ROX-17-17817	23/10/2017	Pension and Gratuity Fund	1101407	692,585				692,585						692,585					692,585
	Amal Pakpak Medical Center				370,860,878	64,367,000	25,000,000		460,227,878						370,860,878	64,367,000	25,000,000			460,227,878
	GAA FY 2017	12/01/2017	Specific Budgets of National Government Agencies	1101101	226,306,000	64,367,000	25,000,000		315,673,000						226,306,000	64,367,000	25,000,000			315,673,000
	GARO FY 2017	03/01/2017	Retirement and Life Insurance Premiums	1104102	18,549,000				18,549,000						18,549,000					18,549,000
	SARO-ROX-17-0000142	16/01/2017	Pension and Gratuity Fund	1101407	111,814				111,814						111,814					111,814
	SARO-ROX-17-0005469	20/04/2017	Pension and Gratuity Fund	1101407	182,536				182,536						182,536					182,536
	SARO-ROX-17-0011630	02/08/2017	Pension and Gratuity Fund	1101407	8,333,570				8,333,570						8,333,570					8,333,570
	SARO-ROX-17-0015663	26/09/2017	Pension and Gratuity Fund	1101407	353,958				353,958						353,958					353,958
	SARO-ROX-17-0018390	30/10/2017	Miscellaneous Personnel Benefits Fund	1101406	44,337,000				44,337,000						44,337,000					44,337,000
	SARO-ROX-17-0018392	29/09/2017	Retirement and Life Insurance Premiums	1104102	8,287,000				8,287,000						8,287,000					8,287,000
	SARO-ROX-17-0018393	29/09/2017	Specific Budgets of National Government Agencies	1101101	64,400,000				64,400,000						64,400,000					64,400,000
	Cagayan de Oro Rehabilitation Center				37,594,708	7,977,000	11,000,000		56,571,708						37,594,708	7,977,000	11,000,000			56,571,708
	GAA FY 2017	12/01/2017	Specific Budgets of National Government Agencies	1101101	5,040,000	7,977,000	11,000,000		24,017,000						5,040,000	7,977,000	11,000,000			24,017,000
	GARO 2017-1	03/01/2017	Retirement and Life Insurance Premiums	1104102	433,000				433,000						433,000					433,000
	SARO-ROX-17-0003923	22/03/2017	Specific Budgets of National Government Agencies	1101101	10,044,000				10,044,000						10,044,000					10,044,000
	SARO-ROX-17-0003924	22/03/2017	Retirement and Life Insurance Premiums	1104102	2,162,000				2,162,000						2,162,000					2,162,000
	SARO-ROX-17-0003925	22/03/2017	Miscellaneous Personnel Benefits Fund	1101406	19,850,000				19,850,000						19,850,000					19,850,000
	SARO-ROX-17-0019785	15/11/2017	Pension and Gratuity Fund	1101407	65,708				65,708						65,708					65,708
	Region XI - Davao				2,515,370,096	928,052,350	678,032,000		4,121,454,446						2,515,370,096	912,981,920	678,032,000			4,106,384,016
	Davao Region Centers for Health Development				122,593,703	515,866,500	311,809,000		950,269,203						122,593,703	500,796,070	311,809,000			935,198,773
	GAA FY 2017	12/01/2017	Specific Budgets of National Government Agencies	1101101	106,193,000	495,204,000	216,809,000		818,206,000						106,193,000	480,133,570	216,809,000			803,135,570
	GARO No. 2017-1	12/01/2017	Retirement and Life Insurance Premiums	1104102	8,090,000				8,090,000						8,090,000					8,090,000
	SARO-ROXI-17-0002639	03/03/2017	Specific Budgets of National Government Agencies	1101101	100,440				100,440						100,440					100,440
	SARO-ROXI-17-0007092	18/05/2017	Pension and Gratuity Fund	1101407	565,077				565,077						565,077					565,077
	SARO-ROXI-17-0008102	07/06/2017	Specific Budgets of National Government Agencies	1101101	744,560				744,560						744,560					744,560
	SARO-ROXI-17-0008103	07/06/2017	Pension and Gratuity Fund	1101407	234,385				234,385						234,385					234,385
	SARO-ROXI-17-0009024	23/06/2017	Pension and Gratuity Fund	1101407	33,764				33,764						33,764					33,764
	SARO-ROXI-17-0010474	14/07/2017	Specific Budgets of National Government Agencies	1101101			95,000,000		95,000,000									95,000,000		95,000,000
	SARO-ROXI-17-0013703	31/08/2017	Specific Budgets of National Government Agencies	1101101		25,000,000			25,000,000									25,000,000		25,000,000
	SARO-ROXI-17-0014086	06/09/2017	Pension and Gratuity Fund	1101407	113,176				113,176						113,176					113,176
	SARO-ROXI-17-0017000	11/10/2017	Specific Budgets of National Government Agencies	1101101	269,000				269,000						269,000					269,000
	SARO-ROXI-17-0017001	11/10/2017	Miscellaneous Personnel Benefits Fund	1101406	1,734,778				1,734,778						1,734,778					1,734,778
	SARO-ROXI-17-0017002	11/10/2017	Retirement and Life Insurance Premiums	1104102	178,023				178,023						178,023					178,023
	SARO-ROXI-17-0024408	15/12/2017	Specific Budgets of National Government Agencies	1101101	4,337,500	-4,337,500									4,337,500	-4,337,500				
	Southern Philippines Medical Center	19/01/2018			1,673,270,467	328,675,000	178,223,000		2,180,168,467						1,673,2					

FAR No. 1-B  
LIST OF ALLOTMENTS AND SUB-ALLOTMENTS  
As of the Quarter Ending December 31, 2017

Department: Department of Health (DOH)  
Agency: Office of the Secretary  
Operating Unit: All  
Organization Code (UACS): 130010000000  
Fund Cluster: 01 - Regular Agency Fund

Authorization: 01 - Current Year Appropriations  
Report Status: ALL

No.	Allotments / Sub-Allotments			Funding Source	UACS Code	Allotments					Sub-Allotment to Regions/Operating Units					Total Allotments / Net of Sub-allotments				
	Number	Date	Description			PS	MOOE	CO	FINEX	Total	PS	MOOE	CO	FINEX	Total	PS	MOOE	CO	FINEX	Total
1	2	3	4	5	6	7	8	9	10=(6+7+8+9)	11	12	13	14	15=(11+12+13+14)	16	17	18	19	20=(16+17+18+19)	
	SARO-ROXI-17-0003144	10/03/2017	Pension and Gratuity Fund	1101407	864,812				864,812						864,812				864,812	
	SARO-ROXI-17-0003488	15/03/2017	Pension and Gratuity Fund	1101407	1,290,360				1,290,360						1,290,360				1,290,360	
	SARO-ROXI-17-0005060	11/04/2017	Pension and Gratuity Fund	1101407	162,978				162,978						162,978				162,978	
	SARO-ROXI-17-0006176	05/05/2017	Specific Budgets of National Government Agencies	1101101	281,811,000				281,811,000						281,811,000				281,811,000	
	SARO-ROXI-17-0006178	05/05/2017	Retirement and Life Insurance Premiums	1104102	23,519,000				23,519,000						23,519,000				23,519,000	
	SARO-ROXI-17-0006204	05/05/2017	Pension and Gratuity Fund	1101407	350,619				350,619						350,619				350,619	
	SARO-ROXI-17-0006599	11/05/2017	Specific Budgets of National Government Agencies	1101101	276,005				276,005						276,005				276,005	
	SARO-ROXI-17-0007454	25/05/2017	Pension and Gratuity Fund	1101407	331,792				331,792						331,792				331,792	
	SARO-ROXI-17-0008097	07/06/2017	Pension and Gratuity Fund	1101407	140,512				140,512						140,512				140,512	
	SARO-ROXI-17-0009576	03/07/2017	Specific Budgets of National Government Agencies	1101101			178,223,000		178,223,000								178,223,000		178,223,000	
	SARO-ROXI-17-0010358	12/07/2017	Pension and Gratuity Fund	1101407	39,736				39,736						39,736				39,736	
	SARO-ROXI-17-0012974	22/08/2017	Miscellaneous Personnel Benefits Fund	1101406	104,798,721				104,798,721						104,798,721				104,798,721	
	SARO-ROXI-17-0012975	22/08/2017	Retirement and Life Insurance Premiums	1104102	15,305,655				15,305,655						15,305,655				15,305,655	
	SARO-ROXI-17-0012976	22/08/2017	Specific Budgets of National Government Agencies	1101101	101,044,000				101,044,000						101,044,000				101,044,000	
	SARO-ROXI-17-0014085	06/09/2017	Pension and Gratuity Fund	1101407	355,446				355,446						355,446				355,446	
	SARO-ROXI-17-0016796	09/10/2017	Pension and Gratuity Fund	1101407	344,539				344,539						344,539				344,539	
	SARO-ROXI-17-0017003	11/10/2017	Miscellaneous Personnel Benefits Fund	1101406	96,481,492				96,481,492						96,481,492				96,481,492	
	SARO-ROXI-17-0017004	11/10/2017	Retirement and Life Insurance Premiums	1104102	6,745,912				6,745,912						6,745,912				6,745,912	
	SARO-ROXI-17-0017978	25/10/2017	Pension and Gratuity Fund	1101407	671,230				671,230						671,230				671,230	
	SARO-ROXI-17-0020286	17/11/2017	Miscellaneous Personnel Benefits Fund	1101406	71,887,446				71,887,446						71,887,446				71,887,446	
	SARO-ROXI-17-0020403	17/11/2017	Retirement and Life Insurance Premiums	1104102	4,794,967				4,794,967						4,794,967				4,794,967	
	SARO-ROXI-17-0020781	20/11/2017	Specific Budgets of National Government Agencies	1101101	340,242				340,242						340,242				340,242	
	SARO-ROXI-17-0020783	20/11/2017	Pension and Gratuity Fund	1101407	416,915				416,915						416,915				416,915	
	SARO-ROXI-17-0024529	18/12/2017	Specific Budgets of National Government Agencies	1101101	48,000,000	-48,000,000									48,000,000	-48,000,000				
	Davao Regional Hospital				719,505,926	83,510,850	188,000,000		991,016,776						719,505,926	83,510,850	188,000,000		991,016,776	
	GAA FY 2017	10/04/2017	Specific Budgets of National Government Agencies	1101101	363,739,000	100,887,000	50,000,000		514,626,000						363,739,000	100,887,000	50,000,000		514,626,000	
	RLIP FY 2017	10/04/2017	Retirement and Life Insurance Premiums	1104102	29,621,000				29,621,000						29,621,000				29,621,000	
	SARO-ROXI-17-0006344	09/05/2017	Pension and Gratuity Fund	1101407	591,772				591,772						591,772				591,772	
	SARO-ROXI-17-0010982	21/07/2017	Specific Budgets of National Government Agencies	1101101	238,038,000				238,038,000						238,038,000				238,038,000	
	SARO-ROXI-17-0010983	21/07/2017	Miscellaneous Personnel Benefits Fund	1101406	47,260,895				47,260,895						47,260,895				47,260,895	
	SARO-ROXI-17-0010986	21/07/2017	Retirement and Life Insurance Premiums	1104102	21,461,615				21,461,615						21,461,615				21,461,615	
	SARO-ROXI-17-0012193	09/08/2017	Specific Budgets of National Government Agencies	1101101			98,000,000		98,000,000							98,000,000			98,000,000	
	SARO-ROXI-17-0012597	16/08/2017	Pension and Gratuity Fund	1101407	552,289				552,289						552,289				552,289	
	SARO-ROXI-17-0013324	25/08/2017	Pension and Gratuity Fund	1101407	71,531				71,531						71,531				71,531	
	SARO-ROXI-17-0016681	09/10/2017	Specific Budgets of National Government Agencies	1101101	34,000				34,000						34,000				34,000	
	SARO-ROXI-17-0016682	09/10/2017	Pension and Gratuity Fund	1101407	52,861				52,861						52,861				52,861	
	SARO-ROXI-17-0016696	09/10/2017	Specific Budgets of National Government Agencies	1101101			40,000,000		40,000,000							40,000,000			40,000,000	
	SARO-ROXI-17-0021608	23/11/2017	Specific Budgets of National Government Agencies	1101101	706,813				706,813						706,813				706,813	
	SARO-ROXI-17-0025850	28/12/2017	Specific Budgets of National Government Agencies	1101101	17,376,150	-17,376,150									17,376,150	-17,376,150				
	Region XII - SOCCSKSARGEN				634,633,893	509,805,381	217,500,000		1,361,939,274						634,633,893	509,805,381	217,500,000		1,361,939,274	
	Soccsksargen Centers for Health Development				100,860,997	465,577,000	207,500,000		773,937,997						100,860,997	465,577,000	207,500,000		773,937,997	
	GAA FY 2017	30/10/2017	Retirement and Life Insurance Premiums	1104102	6,237,000				6,237,000						6,237,000				6,237,000	
	GAA FY 2017	12/01/2017	Specific Budgets of National Government Agencies	1101101	78,600,000	468,777,000	179,500,000		726,877,000						78,600,000	468,777,000	179,500,000		726,877,000	
	SARO-ROXI-17-0008104	07/08/2017	Specific Budgets of National Government Agencies	1101101	2,568,000				2,568,000						2,568,000				2,568,000	
	SARO-ROXI-17-0007100	19/05/2017	Pension and Gratuity Fund	1101407	3,197,838				3,197,838						3,197,838				3,197,838	
	SARO-ROXI-17-0008105	07/06/2017	Miscellaneous Personnel Benefits Fund	1101406	4,125,621				4,125,621						4,125,621				4,125,621	
	SARO-ROXI-17-0008106	07/06/2017	Retirement and Life Insurance Premiums	1104102	626,153				626,153						626,153				626,153	
	SARO-ROXI-17-0008684	19/06/2017	Pension and Gratuity Fund	1101407	616,761				616,761						616,761				616,761	
	SARO-ROXI-17-0009578	03/07/2017	Specific Budgets of National Government Agencies	1101101			3,000,000		3,000,000							3,000,000			3,000,000	
	SARO-ROXI-17-0011399	31/07/2017	Miscellaneous Personnel Benefits Fund	1101406	1,042,908				1,042,908						1,042,908				1,042,908	
	SARO-ROXI-17-0012459	14/08/2017	Specific Budgets of National Government Agencies	1101101			24,327,000		24,327,000							24,327,000			24,327,000	
	SARO-ROXI-17-0014702	13/09/2017	Pension and Gratuity Fund	1101407	599,766				599,766						599,766				599,766	
	SARO-ROXI-17-0018599	02/11/2017	Specific Budgets of National Government Agencies	1101101			673,000		673,000							673,000			673,000	
	SARO-ROXI-17-0023413	07/12/2017	Miscellaneous Personnel Benefits Fund	1101406	46,950				46,950						46,950				46,950	
	SARO-ROXI-17-0025098	21/12/2017	Specific Budgets of National Government Agencies	1101101	3,200,000	-3,200,000									3,200,000	-3,200,000				
	Cotabato Regional and Medical Center				475,305,710	36,739,000			512,044,710						475,305,710	36,739,000			512,044,710	
	GAA FY 2017	12/01/2017	Specific Budgets of National Government Agencies	1101101	304,682,000	58,809,000			363,491,000						304,682,000	58,809,000			363,491,000	
	GARO 2017-1	03/01/2017	Retirement and Life Insurance Premiums	1104102	24,975,000				24,975,000						24,975,000				24,975,000	
	SARO-ROXI-17-0003968	23/03/2017	Specific Budgets of National Government Agencies	1101101	1,823,201				1,823,201						1,823,201				1,823,201	
	SARO-ROXI-17-0005520	21/04/2017	Pension and Gratuity Fund	1101407	3,423,954				3,423,954						3,423,954				3,423,954	
	SARO-ROXI-17-0006807	15/05/2017	Specific Budgets of National Government Agencies	1101101	10,435,000				10,435,000						10,435,000				10,435,000	
	SARO-ROXI-17-0006808	15/05/2017	Retirement and Life Insurance Premiums	1104102	876,000				876,000						876,000				876,000	
	SARO-ROXI-17-0007345	23/05/2017	Specific Budgets of National Government Agencies	1101101	311,531				311,531						311,531				311,531	
	SARO-ROXI-17-0008751	20/06/2017	Specific Budgets of National Government Agencies	1101101	79,235,000				79,235,000						79,235,000				79,235,000	



**FAR No. 1-B**  
**LIST OF ALLOTMENTS AND SUB-ALLOTMENTS**  
**As of the Quarter Ending December 31, 2017**  
**Department: Department of Health (DOH)**  
**Agency: Office of the Secretary**  
**Operating Unit: All**  
**Organization Code (UACS): 13001000000**  
**Fund Cluster: 01 - Regular Agency Fund**

**Authorization: 01 - Current Year Appropriations**  
**Report Status: ALL**

No.	Allotments / Sub-Allotments		Description	UACS Code	Allotments					Sub-Allotment to Regions/Operating Units					Total Allotments / Net of Sub-allotments				
	Number	Date			PS	MOOE	CO	FINEX	Total	PS	MOOE	CO	FINEX	Total	PS	MOOE	CO	FINEX	Total
1	2	3	4	5	6	7	8	9	10=(6+7+8+9)	11	12	13	14	15=(11+12+13+14)	16	17	18	19	20=(16+17+18+19)
	SARO-ROXII-17-0008752	20/06/2017	Retirement and Life Insurance Premiums	1104102	5,888,000				5,888,000						5,888,000				5,888,000
	SARO-ROXII-17-0009774	06/07/2017	Specific Budgets of National Government Agencies	1101101	2,532,000				2,532,000						2,532,000				2,532,000
	SARO-ROXII-17-0009776	06/07/2017	Retirement and Life Insurance Premiums	1104102	210,000				210,000						210,000				210,000
	SARO-ROXII-17-0010285	11/07/2017	Pension and Gratuity Fund	1101407	2,146,000				2,146,000						2,146,000				2,146,000
	SARO-ROXII-17-0011415	31/07/2017	Specific Budgets of National Government Agencies	1101101	1,673,268				1,673,268						1,673,268				1,673,268
	SARO-ROXII-17-0011418	31/07/2017	Pension and Gratuity Fund	1101407	1,132,756				1,132,756						1,132,756				1,132,756
	SARO-ROXII-17-0012953	22/08/2017	Specific Budgets of National Government Agencies	1101101	9,087,000				9,087,000						9,087,000				9,087,000
	SARO-ROXII-17-0012954	22/08/2017	Retirement and Life Insurance Premiums	1104102	619,000				619,000						619,000				619,000
	SARO-ROXII-17-0013836	04/09/2017	Pension and Gratuity Fund	1101407	117,000				117,000						117,000				117,000
	SARO-ROXII-17-0017487	19/10/2017	Pension and Gratuity Fund	1101407	2,165,000				2,165,000						2,165,000				2,165,000
	SARO-ROXII-17-0019734	15/11/2017	Specific Budgets of National Government Agencies	1101101	1,766,000				1,766,000						1,766,000				1,766,000
	SARO-ROXII-17-0019735	15/11/2017	Retirement and Life Insurance Premiums	1104102	138,000				138,000						138,000				138,000
	SARO-ROXII-17-0024028	12/12/2017	Specific Budgets of National Government Agencies	1101101	22,070,000	-22,070,000									22,070,000	-22,070,000			
	Cotabato Sanitarium				58,467,186	7,489,381	10,000,000		75,956,567						58,467,186	7,489,381	10,000,000		75,956,567
	GAA FY 2017	12/01/2017	Specific Budgets of National Government Agencies	1101101	39,563,000	8,952,000	10,000,000		58,515,000						39,563,000	8,952,000	10,000,000		58,515,000
	GARO FY 2017	12/01/2017	Retirement and Life Insurance Premiums	1104102	3,409,000				3,409,000						3,409,000				3,409,000
	SARO-ROXII-17-0002293	28/02/2017	Miscellaneous Personnel Benefits Fund	1101406	2,332,000				2,332,000						2,332,000				2,332,000
	SARO-ROXII-17-0002294	28/02/2017	Retirement and Life Insurance Premiums	1104102	650,000				650,000						650,000				650,000
	SARO-ROXII-17-0005767	26/04/2017	Miscellaneous Personnel Benefits Fund	1101406	3,551,000				3,551,000						3,551,000				3,551,000
	SARO-ROXII-17-0005768	26/04/2017	Retirement and Life Insurance Premiums	1104102	261,000				261,000						261,000				261,000
	SARO-ROXII-17-0006910	16/05/2017	Pension and Gratuity Fund	1101407	554,485				554,485						554,485				554,485
	SARO-ROXII-17-0018718	03/11/2017	Pension and Gratuity Fund	1101407	348,082				348,082						348,082				348,082
	SARO-ROXII-17-002305	16/02/2017	Specific Budgets of National Government Agencies	1101101	6,336,000				6,336,000						6,336,000				6,336,000
	SARO-ROXII-17-0025949	29/12/2017	Specific Budgets of National Government Agencies	1101101	1,462,619	-1,462,619									1,462,619	-1,462,619			
	National Capital Region (NCR)				11,794,518,015	26,401,767,116	20,949,950,216		59,146,235,347	-1,844,844,716.91	-4,872,746,199.86	-11,033,713,166		-17,751,304,082.77	9,949,673,296.09	21,529,020,916.14	9,916,237,050		41,394,931,264.23
	Central Office				2,588,966,838	24,199,362,699	19,882,680,016		46,671,009,553	-1,835,553,264.91	-4,869,546,199.86	-11,033,713,166		-17,738,812,630.77	753,413,573.09	19,329,816,499.14	8,848,966,850		28,932,196,922.23
	GAA FY 2017	12/01/2017	Specific Budgets of National Government Agencies	1101101	2,506,487,000	22,917,422,000	5,325,007,000		30,748,916,000	-1,830,951,461.36	-4,804,672,999.86	-2,401,333,418		-9,036,957,877.22	675,535,538.64	18,112,749,000.14	2,923,673,584		21,711,958,122.78
	GARO NO. 2017-1	03/01/2017	Retirement and Life Insurance Premiums	1104102	33,704,000				33,704,000						33,704,000				33,704,000
	SARO-BMB-B-17-0000125	13/01/2017	Pension and Gratuity Fund	1101407	122,284				122,284						122,284				122,284
	SARO-BMB-B-17-0000234	20/01/2017	Pension and Gratuity Fund	1101407	468,390				468,390						468,390				468,390
	SARO-BMB-B-17-0000321	24/01/2017	Pension and Gratuity Fund	1101407	152,307				152,307						152,307				152,307
	SARO-BMB-B-17-0000594	31/01/2017	Pension and Gratuity Fund	1101407	308,760				308,760						308,760				308,760
	SARO-BMB-B-17-0001134	09/02/2017	National Disaster Risk Reduction and Management Fund (Calamity Fund)	1101401		500,000,000			500,000,000							441,676,800			441,676,800
	SARO-BMB-B-17-0001920	21/02/2017	Pension and Gratuity Fund	1101407	164,275				164,275						164,275				164,275
	SARO-BMB-B-17-0002828	06/03/2017	Customs duties and taxes, including tax expenditures	1104105		201,868,173			201,868,173							201,868,173			201,868,173
	SARO-BMB-B-17-0003028	09/03/2017	Pension and Gratuity Fund	1101407	546,991				546,991						546,991				546,991
	SARO-BMB-B-17-0004027	23/03/2017	Pension and Gratuity Fund	1101407	1,137,740				1,137,740						1,137,740				1,137,740
	SARO-BMB-B-17-0004149	27/03/2017	Contingent Fund	1101402		2,516,000			2,516,000							2,516,000			2,516,000
	SARO-BMB-B-17-0004160	27/03/2017	Customs duties and taxes, including tax expenditures	1104105		5,149,724			5,149,724							5,149,724			5,149,724
	SARO-BMB-B-17-0004786	06/04/2017	Pension and Gratuity Fund	1101407	1,418,238				1,418,238						1,418,238				1,418,238
	SARO-BMB-B-17-0004799	06/04/2017	Specific Budgets of National Government Agencies	1101101		800,000,000			800,000,000							800,000,000			800,000,000
	SARO-BMB-B-17-0005557	21/04/2017	Specific Budgets of National Government Agencies	1101101			4,422,000,000		4,422,000,000								4,422,000,000		4,422,000,000
	SARO-BMB-B-17-0005558	21/04/2017	Specific Budgets of National Government Agencies	1101101		6,550,000	2,174,704,100		2,181,254,100		-6,550,000	-2,174,704,100		-2,181,254,100					
	SARO-BMB-B-17-0005563	21/04/2017	Pension and Gratuity Fund	1101407	237,038				237,038						237,038				237,038
	SARO-BMB-B-17-0005564	21/04/2017	Pension and Gratuity Fund	1101407	368,867				368,867						368,867				368,867
	SARO-BMB-B-17-0006061	03/05/2017	Pension and Gratuity Fund	1101407	1,882,475				1,882,475						1,882,475				1,882,475
	SARO-BMB-B-17-0006285	08/05/2017	Specific Budgets of National Government Agencies	1101101			187,500,000		187,500,000			-187,500,000		-187,500,000					
	SARO-BMB-B-17-0006321	08/05/2017	Pension and Gratuity Fund	1101407	1,138,248				1,138,248						1,138,248				1,138,248
	SARO-BMB-B-17-0006568	11/05/2017	Pension and Gratuity Fund	1101407	361,150				361,150						361,150				361,150
	SARO-BMB-B-17-0006989	17/05/2017	Customs duties and taxes, including tax expenditures	1104105		37,100,266			37,100,266							37,100,266			37,100,266
	SARO-BMB-B-17-0007352	11/05/2017	Pension and Gratuity Fund (Monetization)	1101407	923,086				923,086						923,086				923,086
	SARO-BMB-B-17-0007678	30/05/2017	Pension and Gratuity Fund	1101407	447,184				447,184						447,184				447,184
	SARO-BMB-B-17-0007734	31/05/2017	Pension and Gratuity Fund	1101407	160,704				160,704						160,704				160,704
	SARO-BMB-B-17-0007981	05/06/2017	Specific Budgets of National Government Agencies	1101101			365,000,000		365,000,000			-365,000,000		-365,000,000					
	SARO-BMB-B-17-0008109	07/06/2017	Specific Budgets of National Government Agencies	1101101			557,000,000		557,000,000								557,000,000		557,000,000
	SARO-BMB-B-17-0008177	08/06/2017	Specific Budgets of National Government Agencies	1101101			37,200,000		37,200,000								37,200,000		37,200,000
	SARO-BMB-B-17-0008210	09/06/2017	Specific Budgets of National Government Agencies	1101101			140,000,000		140,000,000			-140,000,000		-140,000,000					
	SARO-BMB-B-17-0008376	18/07/2017	Specific Budgets of National Government Agencies	1101101			8,950,000		8,950,000							8,950,000			8,950,000
	SARO-BMB-B-17-0008377	13/06/2017	Specific Budgets of National Government Agencies	1101101		101,762,540			101,762,540							101,762,540			101,762,540
	SARO-BMB-B-17-0008438	14/06/2017	Pension and Gratuity Fund	1101407	176,192				176,192										



FAR No. 1-B  
 LIST OF ALLOTMENTS AND SUB-ALLOTMENTS  
 As of the Quarter Ending December 31, 2017

Department: Department of Health (DOH)  
 Agency: Office of the Secretary  
 Operating Unit: All  
 Organization Code (UACS): 130010000000  
 Fund Cluster: 01 - Regular Agency Fund

Authorization: 01 - Current Year Appropriations  
 Report Status: ALL

No.	Allotments / Sub-Allotments		Description	UACS Code	Allotments					Sub-Allotment to Regions/Operating Units					Total Allotments / Net of Sub-allotments				
	Number	Date			PS	MOOE	CO	FINEX	Total	PS	MOOE	CO	FINEX	Total	PS	MOOE	CO	FINEX	Total
1	2	3	4	5	6	7	8	9	10=(6+7+8+9)	11	12	13	14	15=(11+12+13+14)	16	17	18	19	20=(16+17+18+19)
	SARO-BMB-B-17-0023559	07/12/2017	Retirement and Life Insurance Premiums	1104102	999,081				999,081						999,081				999,081
	Metro Manila Centers for Health Development				107,666,469	448,026,000	313,258,200		868,950,669		-3,200,000			-3,200,000	107,666,469	444,826,000	313,258,200		865,750,669
	GAA FY 2017, NBC No. 567 dtd. 1/3/17	01/01/2017	Specific Budgets of National Government Agencies	1101101	87,557,000	451,601,000	199,556,000		738,714,000						87,557,000	451,601,000	199,556,000		738,714,000
	GARO-2017-1	02/01/2017	Retirement and Life Insurance Premiums	1104102	6,774,000				6,774,000						6,774,000				6,774,000
	SAA-2017-02-00001 DJNRMH	28/02/2017	Specific Budgets of National Government Agencies	1101101							-1,000,000			-1,000,000					-1,000,000
	SAA-2017-05-0002 DJNRMH	08/05/2017	Specific Budgets of National Government Agencies	1101101							-500,000			-500,000					-500,000
	SAA-2017-05-0003 VMC	08/05/2017	Specific Budgets of National Government Agencies	1101101							-1,000,000			-1,000,000					-1,000,000
	SAA-2017-05-0004 DJNRMH	25/05/2017	Specific Budgets of National Government Agencies	1101101							-500,000			-500,000					-500,000
	SAA-2017-11-0007 VMC	19/01/2018	Specific Budgets of National Government Agencies	1101101							-200,000			-200,000					-200,000
	SARO-NCR-17-0003220	10/03/2017	Specific Budgets of National Government Agencies	1101101	601,276				601,276						601,276				601,276
	SARO-NCR-17-0003807	20/03/2017	Pension and Gratuity Fund	1101407	1,194,644				1,194,644						1,194,644				1,194,644
	SARO-NCR-17-0007221	19/06/2017	Specific Budgets of National Government Agencies	1101101			111,200,000		111,200,000								111,200,000		111,200,000
	SARO-NCR-17-0008512	14/06/2017	Specific Budgets of National Government Agencies	1101101	986,000				986,000						986,000				986,000
	SARO-NCR-17-0008513	14/06/2017	Miscellaneous Personnel Benefits Fund	1101406	3,403,949				3,403,949						3,403,949				3,403,949
	SARO-NCR-17-0008514	14/06/2017	Retirement and Life Insurance Premiums	1104102	355,915				355,915						355,915				355,915
	SARO-NCR-17-0023660	08/12/2017	Specific Budgets of National Government Agencies	1101101	145,153				145,153						145,153				145,153
	SARO-NCR-17-0024687	19/12/2017	Specific Budgets of National Government Agencies	1101101	3,575,000	-3,575,000									3,575,000	-3,575,000			
	SARO-NCR-17-0025235	22/12/2017	Pension and Gratuity Fund	1101407	784,614				784,614						784,614				784,614
	SARO-NCR-17-0025536	22/12/2017	Pension and Gratuity Fund	1101407	399,173				399,173						399,173				399,173
	SARO-NCR-17-0025694	27/12/2017	Specific Budgets of National Government Agencies	1101101			2,502,200		2,502,200								2,502,200		2,502,200
	SARO-NCR-17-0026356	29/12/2017	Miscellaneous Personnel Benefits Fund	1101406	1,533,551				1,533,551						1,533,551				1,533,551
	SARO-NCR-17-0026357	29/12/2017	Retirement and Life Insurance Premiums	1104102	127,406				127,406						127,406				127,406
	SARO-NCR-17-0026370	29/12/2017	Miscellaneous Personnel Benefits Fund	1101406	92,360				92,360						92,360				92,360
	SARO-NCR-17-0026371	29/12/2017	Retirement and Life Insurance Premiums	1104102	7,505				7,505						7,505				7,505
	SARO-NCR-17-0026400	29/12/2017	Pension and Gratuity Fund	1101407	128,923				128,923						128,923				128,923
	Jose R. Reyes Memorial Medical Center	28/12/2017			859,560,707	127,081,000	50,000,000		1,036,641,707						859,560,707	127,081,000	50,000,000		1,036,641,707
	GAA FY 2017	03/01/2017	Retirement and Life Insurance Premiums	1104102	58,308,000				58,308,000						58,308,000				58,308,000
	GAA FY 2017	12/01/2017	Specific Budgets of National Government Agencies	1101101	723,538,000	164,401,000	50,000,000		937,939,000						723,538,000	164,401,000	50,000,000		937,939,000
	SARO-BMB-B-10775	10/04/2017																	
	SARO-BMB-B-17-0000183	19/01/2017	Pension and Gratuity Fund	1101407	487,367				487,367						487,367				487,367
	SARO-BMB-B-17-0003026	09/03/2017	Pension and Gratuity Fund	1101407	41,283				41,283						41,283				41,283
	SARO-BMB-B-17-0003027	09/03/2017	Pension and Gratuity Fund	1101407	2,173,400				2,173,400						2,173,400				2,173,400
	SARO-BMB-B-17-0003468	15/03/2017	Pension and Gratuity Fund	1101407	18,355				18,355						18,355				18,355
	SARO-BMB-B-17-0003523	15/03/2017	Pension and Gratuity Fund	1101407	576,238				576,238						576,238				576,238
	SARO-BMB-B-17-0003553	16/03/2017	Pension and Gratuity Fund	1101407	844,180				844,180						844,180				844,180
	SARO-BMB-B-17-0004423	30/03/2017	Pension and Gratuity Fund	1101407	538,520				538,520						538,520				538,520
	SARO-BMB-B-17-0004680	05/04/2017	Pension and Gratuity Fund	1101407	128,739				128,739						128,739				128,739
	SARO-BMB-B-17-0005230	12/04/2017	Pension and Gratuity Fund	1101407	92,914				92,914						92,914				92,914
	SARO-BMB-B-17-0006050	03/05/2017	Pension and Gratuity Fund	1101407	616,101				616,101						616,101				616,101
	SARO-BMB-B-17-0006182	05/05/2017	Pension and Gratuity Fund	1101407	289,430				289,430						289,430				289,430
	SARO-BMB-B-17-0007680	30/05/2017	Pension and Gratuity Fund	1101407	202,354				202,354						202,354				202,354
	SARO-BMB-B-17-0009772	06/07/2017	Pension and Gratuity Fund	1101407	780,494				780,494						780,494				780,494
	SARO-BMB-B-17-0025765	28/12/2017	Specific Budgets of National Government Agencies	1101101	37,320,000	-37,320,000									37,320,000	-37,320,000			
	SARO-BMB-B-17-008956	22/06/2017	Pension and Gratuity Fund	1101407	115,881				115,881						115,881				115,881
	SARO-BMB-B-17-009021	23/06/2017	Pension and Gratuity Fund	1101407	563,779				563,779						563,779				563,779
	SARO-BMB-B-17-10775	19/07/2017	Pension and Gratuity Fund	1101407	582,167				582,167						582,167				582,167
	SARO-BMB-B-17-11145	25/07/2017	Pension and Gratuity Fund	1101407	17,501				17,501						17,501				17,501
	SARO-BMB-B-17-12761	18/08/2017	Pension and Gratuity Fund	1101407	158,441				158,441						158,441				158,441
	SARO-BMB-B-17-14128	07/09/2017	Pension and Gratuity Fund	1101407	140,149				140,149						140,149				140,149
	SARO-BMB-B-17-14289	08/09/2017	Pension and Gratuity Fund	1101407	561,334				561,334						561,334				561,334
	SARO-BMB-B-17-14290	08/09/2017	Pension and Gratuity Fund	1101407	1,344,203				1,344,203						1,344,203				1,344,203
	SARO-BMB-B-17-15092	19/09/2017	Pension and Gratuity Fund	1101407	950,990				950,990						950,990				950,990
	SARO-BMB-B-17-17299	13/10/2017	Pension and Gratuity Fund	1101407	98,287				98,287						98,287				98,287
	SARO-BMB-B-17-19101	08/11/2017	Pension and Gratuity Fund	1101407	370,709				370,709						370,709				370,709
	SARO-BMB-B-17-21649	23/11/2017	Pension and Gratuity Fund	1101407	62,777				62,777						62,777				62,777
	SARO-BMB-B-17-23249	06/12/2017	Pension and Gratuity Fund	1101407	253,902				253,902						253,902				253,902
	SARO-BMB-B-17-24944	20/12/2017	Specific Budgets of National Government Agencies	1101101	28,385,212				28,385,212						28,385,212				28,385,212
	Rizal Medical Center				622,499,713	56,829,250	50,000,000		729,328,963						622,499,713	56,829,250	50,000,000		729,328,963
	GAA FY 2017	12/01/2017	Specific Budgets of National Government Agencies	1101101	481,206,000	81,003,000	50,000,000		612,209,000						481,206,000	81,003,000	50,000,000		612,209,000
	GARO No. 2017-1(RLIP)	03/01/2017	Retirement and Life Insurance Premiums	1104102	39,068,000				39,068,000						39,068,000				39,068,000
	SARO-BMB-B-17-0000233	20/01/2017	Pension and Gratuity Fund	1101407	256,524				256,524						256,524				256,524
	SARO-BMB-B-17-0000386	25/01/2017	Specific Budgets of National Government Agencies	1101101	5,565,000				5,565,000						5,565,000				5,565,000
	SARO-BMB-B-17-0002916	07/03/2017	Pension and Gratuity Fund	1101407	1,308,781				1,308,781						1,308,781				1,308,781

FAR No. 1-B

LIST OF ALLOTMENTS AND SUB-ALLOTMENTS

As of the Quarter Ending December 31, 2017

Department: Department of Health (DOH)

Agency: Office of the Secretary

Operating Unit: All

Organization Code (UACS): 130010000000

Fund Cluster: 01 - Regular Agency Fund

Authorization: 01 - Current Year Appropriations

Report Status: ALL

No.	Allotments / Sub-Allotments		Description	Funding Source	UACS Code	Allotments					Sub-Allotment to Regions/Operating Units					Total Allotments / Net of Sub-allotments				
	Number	Date				PS	MOE	CO	FINEX	Total	PS	MOE	CO	FINEX	Total	PS	MOE	CO	FINEX	Total
1	2	3	4	5	6	7	8	9	10=(6+7+8+9)	11	12	13	14	15=(11+12+13+14)	16	17	18	19	20=(16+17+18+19)	
	SARO-BMB-B-17-0003635	16/03/2017	Pension and Gratuity Fund		1101407	141,609				141,609					141,609				141,609	
	SARO-BMB-B-17-0004303	28/03/2017	Pension and Gratuity Fund		1101407	473,887				473,887					473,887				473,887	
	SARO-BMB-B-17-0006116	04/05/2017	Pension and Gratuity Fund		1101407	590,812				590,812					590,812				590,812	
	SARO-BMB-B-17-0007895	02/06/2017	Pension and Gratuity Fund		1101407	440,547				440,547					440,547				440,547	
	SARO-BMB-B-17-0008887	21/06/2017	Pension and Gratuity Fund		1101407	7,388,778				7,388,778					7,388,778				7,388,778	
	SARO-BMB-B-17-0009757	06/07/2017	Pension and Gratuity Fund		1101407	1,078,961				1,078,961					1,078,961				1,078,961	
	SARO-BMB-B-17-0011471	31/07/2017	Pension and Gratuity Fund		1101407	185,663				185,663					185,663				185,663	
	SARO-BMB-B-17-0013173	24/08/2017	Pension and Gratuity Fund		1101407	114,045				114,045					114,045				114,045	
	SARO-BMB-B-17-0015142	19/09/2017	Pension and Gratuity Fund		1101407	959,314				959,314					959,314				959,314	
	SARO-BMB-B-17-0015336	20/09/2017	Pension and Gratuity Fund		1101407	406,290				406,290					406,290				406,290	
	SARO-BMB-B-17-0021049	21/11/2017	Pension and Gratuity Fund		1101407	85,352				85,352					85,352				85,352	
	SARO-BMB-B-17-0022640	29/11/2017	Specific Budgets of National Government Agencies		1101101	42,428,569				42,428,569					42,428,569				42,428,569	
	SARO-BMB-B-17-0022641	29/11/2017	Retirement and Life Insurance Premiums		1104102	3,994,851				3,994,851					3,994,851				3,994,851	
	SARO-BMB-B-17-0023902	12/12/2017	Pension and Gratuity Fund		1101407	416,485				416,485					416,485				416,485	
	SARO-BMB-B-17-0025110	21/12/2017	Specific Budgets of National Government Agencies		1101101	24,173,750	-24,173,750								24,173,750	-24,173,750				
	SARO-BMB-B-17-0026408	29/12/2017	Specific Budgets of National Government Agencies		1101101	12,216,495				12,216,495					12,216,495				12,216,495	
	East Avenue Medical Center					1,094,527,341	188,485,750	50,000,000		1,333,013,091					1,094,527,341	188,485,750	50,000,000		1,333,013,091	
	GAA FY 2017	24/10/2017	Retirement and Life Insurance Premiums		1104102	75,021,000				75,021,000					75,021,000				75,021,000	
	GAA FY 2017	01/01/2017	Specific Budgets of National Government Agencies		1101101	6,179,621.99				6,179,621.99					6,179,621.99				6,179,621.99	
	GAA FY 2017	12/01/2017	Specific Budgets of National Government Agencies		1101101	927,842,000	234,072,000	50,000,000		1,211,914,000					927,842,000	234,072,000	50,000,000		1,211,914,000	
	GAA FY 2017	01/01/2017	Retirement and Life Insurance Premiums		1104102	-6,179,621.99				-6,179,621.99					-6,179,621.99				-6,179,621.99	
	SARO-BMB-B-17-0000	29/12/2017	Specific Budgets of National Government Agencies		1101101	45,586,250	-45,586,250								45,586,250	-45,586,250				
	SARO-BMB-B-17-0006071	04/05/2017	Pension and Gratuity Fund		1101407	2,130,665				2,130,665					2,130,665				2,130,665	
	SARO-BMB-B-17-0006073	04/05/2017	Pension and Gratuity Fund		1101407	2,077,486				2,077,486					2,077,486				2,077,486	
	SARO-BMB-B-17-0008442	14/06/2017	Pension and Gratuity Fund		1101407	1,101,189				1,101,189					1,101,189				1,101,189	
	SARO-BMB-B-17-0008442	14/06/2017	Pension and Gratuity Fund		1101407	1,229,445				1,229,445					1,229,445				1,229,445	
	SARO-BMB-B-17-0010426	13/07/2017	Pension and Gratuity Fund		1101407	951,530				951,530					951,530				951,530	
	SARO-BMB-B-17-0012972	22/08/2017	Pension and Gratuity Fund		1101407	1,967,583				1,967,583					1,967,583				1,967,583	
	SARO-BMB-B-17-0016090	03/10/2017	Specific Budgets of National Government Agencies		1101101	2,160,568				2,160,568					2,160,568				2,160,568	
	SARO-BMB-B-17-0016091	03/10/2017	Pension and Gratuity Fund		1101407	4,743,754				4,743,754					4,743,754				4,743,754	
	SARO-BMB-B-17-0023859	11/12/2017	Retirement and Life Insurance Premiums		1104102	2,007,631				2,007,631					2,007,631				2,007,631	
	SARO-BMB-B-17-0023860	11/12/2017	Miscellaneous Personnel Benefits Fund		1104106	21,304,017				21,304,017					21,304,017				21,304,017	
	SARO-BMB-B-17-0023908	12/12/2017	Specific Budgets of National Government Agencies		1101101	6,404,223				6,404,223					6,404,223				6,404,223	
	Quirino Memorial Medical Center					668,725,397	93,526,625	45,000,000		807,252,022					668,725,397	93,526,625	45,000,000		807,252,022	
	GAA RA 10924	12/01/2017	Specific Budgets of National Government Agencies		1101101	500,467,000	121,871,000	45,000,000		667,338,000					500,467,000	121,871,000	45,000,000		667,338,000	
	GARO# 2017-1	03/03/2017	Retirement and Life Insurance Premiums		1104102	40,266,000				40,266,000					40,266,000				40,266,000	
	SARO-BMB-B-17-0003959	28/03/2017	Pension and Gratuity Fund		1101407	1,208,388				1,208,388					1,208,388				1,208,388	
	SARO-BMB-B-17-0006353	09/05/2017	Pension and Gratuity Fund		1101407	838,863				838,863					838,863				838,863	
	SARO-BMB-B-17-0006948	16/05/2017	Pension and Gratuity Fund		1101407	2,630,004				2,630,004					2,630,004				2,630,004	
	SARO-BMB-B-17-0006949	16/05/2017	Pension and Gratuity Fund		1101407	430,822				430,822					430,822				430,822	
	SARO-BMB-B-17-0008913	22/06/2017	Pension and Gratuity Fund		1101407	6,137,106				6,137,106					6,137,106				6,137,106	
	SARO-BMB-B-17-0009136	27/06/2017	Pension and Gratuity Fund		1101407	280,371				280,371					280,371				280,371	
	SARO-BMB-B-17-0010803	19/07/2017	Pension and Gratuity Fund		1101407	958,144				958,144					958,144				958,144	
	SARO-BMB-B-17-0011011	24/07/2017	Pension and Gratuity Fund		1101407	116,990				116,990					116,990				116,990	
	SARO-BMB-B-17-0012033	08/08/2017	Pension and Gratuity Fund		1101407	440,766				440,766					440,766				440,766	
	SARO-BMB-B-17-0012034	08/08/2017	Specific Budgets of National Government Agencies		1101101	1,457,806				1,457,806					1,457,806				1,457,806	
	SARO-BMB-B-17-0014773	14/09/2017	Specific Budgets of National Government Agencies		1101101	1,171,190				1,171,190					1,171,190				1,171,190	
	SARO-BMB-B-17-0014774	14/09/2017	Pension and Gratuity Fund		1101407	1,599,114				1,599,114					1,599,114				1,599,114	
	SARO-BMB-B-17-0017542	20/10/2017	Pension and Gratuity Fund		1101407	20,261				20,261					20,261				20,261	
	SARO-BMB-B-17-0018176	27/10/2017	Pension and Gratuity Fund		1101407	938,881				938,881					938,881				938,881	
	SARO-BMB-B-17-0023561	07/12/2017	Retirement and Life Insurance Premiums		1104102	5,601,512				5,601,512					5,601,512				5,601,512	
	SARO-BMB-B-17-0023562	07/12/2017	Specific Budgets of National Government Agencies		1101101	75,817,804				75,817,804					75,817,804				75,817,804	
	SARO-BMB-B-17-0025815	28/12/2017	Specific Budgets of National Government Agencies		1101101	28,344,375	-28,344,375								28,344,375	-28,344,375				
	Tondo Medical Center					329,310,143	44,470,792	40,800,000		414,580,935					329,310,143	44,470,792	40,800,000		414,580,935	
	GAA FY 2017	12/01/2017	Specific Budgets of National Government Agencies		1101101	279,867,000	59,526,000	40,800,000		380,193,000					279,867,000	59,526,000	40,800,000		380,193,000	
	GARO No. 2017-1	12/01/2017	Retirement and Life Insurance Premiums		1104102	22,757,000				22,757,000					22,757,000				22,757,000	
	SARO-BMB-B-17-0004794	06/04/2017	Specific Budgets of National Government Agencies		1101101	559,817				559,817					559,817				559,817	
	SARO-BMB-B-17-0005637	24/04/2017	Pension and Gratuity Fund		1101407	5,521,695				5,521,695					5,521,695				5,521,695	
	SARO-BMB-B-17-0007735	31/05/2017	Pension and Gratuity Fund		1101407	212,913				212,913					212,913				212,913	
	SARO-BMB-B-17-0013479	29/08/2017	Pension and Gratuity Fund		1101407	698,882				698,882					698,882				698,882	
	SARO-BMB-B-17-0016638	09/10/2017	Pension and Gratuity Fund		1101407	3,321,507	</													

FAR No. 1-B  
 LIST OF ALLOTMENTS AND SUB-ALLOTMENTS  
 As of the Quarter Ending December 31, 2017

Department: Department of Health (DOH)

Agency: Office of the Secretary

Operating Unit: All

Organization Code (UACS): 13001000000

Fund Cluster: 01 - Regular Agency Fund

Authorization: 01 - Current Year Appropriations

Report Status: ALL

No.	Allotments / Sub-Allotments		Description	UACS Code	Allotments					Sub-Allotment to Regions/Operating Units					Total Allotments / Net of Sub-allotments				
	Number	Date			PS	MOOE	CO	FINEX	Total	PS	MOOE	CO	FINEX	Total	PS	MOOE	CO	FINEX	Total
1	2	3	4	5	6	7	8	9	10=(6+7+8+9)	11	12	13	14	15=(11+12+13+14)	16	17	18	19	20=(16+17+18+19)
	GAA FY 2017	12/01/2017	Specific Budgets of National Government Agencies	1101101	611,341,000	93,668,000	50,000,000		755,009,000						611,341,000	93,668,000	50,000,000		755,009,000
	GARO No. 2017-1	02/01/2017	Retirement and Life Insurance Premiums	1104102	46,808,000				46,808,000						46,808,000				46,808,000
	SARO-BMB-17-0008969	22/06/2017	Pension and Gratuity Fund	1101407	1,888,195				1,888,195						1,888,195				1,888,195
	SARO-BMB-17-0002957	07/03/2017	Pension and Gratuity Fund	1101407	1,588,826				1,588,826						1,588,826				1,588,826
	SARO-BMB-17-0006267	08/05/2017	Pension and Gratuity Fund	1101407	2,674,843				2,674,843						2,674,843				2,674,843
	SARO-BMB-17-0007861	02/06/2017	Pension and Gratuity Fund	1101407	495,830				495,830						495,830				495,830
	SARO-BMB-B-17-0009623	04/07/2017	Pension and Gratuity Fund	1101407	1,172,689				1,172,689						1,172,689				1,172,689
	SARO-BMB-B-17-0010832	20/07/2017	Pension and Gratuity Fund	1101407	2,042,465				2,042,465						2,042,465				2,042,465
	SARO-BMB-B-17-0012819	18/08/2017	Pension and Gratuity Fund	1101407	2,405,605				2,405,605						2,405,605				2,405,605
	SARO-BMB-B-17-0015540	25/09/2017	Pension and Gratuity Fund	1101407	666,596				666,596						666,596				666,596
	SARO-BMB-B-17-0018175	27/10/2017	Pension and Gratuity Fund	1101407	1,149,572				1,149,572						1,149,572				1,149,572
	SARO-BMB-B-17-0020414	17/11/2017	Pension and Gratuity Fund	1101407	1,487,964				1,487,964						1,487,964				1,487,964
	SARO-BMB-B-17-0021651	23/11/2017	Pension and Gratuity Fund	1101407	397,249				397,249						397,249				397,249
	SARO-BMB-B-17-0022056	27/11/2017	Pension and Gratuity Fund	1101407	744,404				744,404						744,404				744,404
	SARO-BMB-B-17-0023528	07/12/2017	Specific Budgets of National Government Agencies	1101101	23,255,627				23,255,627						23,255,627				23,255,627
	SARO-BMB-B-17-0023529	07/12/2017	Retirement and Life Insurance Premiums	1104102	1,971,014				1,971,014						1,971,014				1,971,014
	SARO-BMB-B-17-0025842	28/12/2017	Specific Budgets of National Government Agencies	1101101	31,700,000	-31,700,000									31,700,000	-31,700,000			
	SARO-BMB-B-17-0026411	29/12/2017	Retirement and Life Insurance Premiums	1104102	348,273				348,273						348,273				348,273
	National Children's Hospital				375,695,697	55,034,000	50,000,000		480,729,697						375,695,697	55,034,000	50,000,000		480,729,697
	2017 GAA - RA # 10924	09/01/2017	Specific Budgets of National Government Agencies	1101101	277,566,000	72,709,000	50,000,000		400,275,000						277,566,000	72,709,000	50,000,000		400,275,000
	GARO No. 2017-1	09/01/2017	Retirement and Life Insurance Premiums	1104102	21,461,000				21,461,000						21,461,000				21,461,000
	SARO # BMB-B-17-0003470	15/03/2017	Pension and Gratuity Fund	1101407	286,049				286,049						286,049				286,049
	SARO # BMB-B-17-0003519	15/03/2017	Specific Budgets of National Government Agencies	1101101	108,576				108,576						108,576				108,576
	SARO # BMB-B-17-0006575	11/05/2017	Pension and Gratuity Fund	1101407	275,395				275,395						275,395				275,395
	SARO # BMB-B-17-0006583	11/05/2017	Specific Budgets of National Government Agencies	1101101	554,624				554,624						554,624				554,624
	SARO-BMB-B-17-0012090	08/08/2017	Pension and Gratuity Fund	1101407	634,367				634,367						634,367				634,367
	SARO-BMB-B-17-0013360	25/08/2017	Pension and Gratuity Fund	1101407	722,571				722,571						722,571				722,571
	SARO-BMB-B-17-0015889	29/09/2017	Pension and Gratuity Fund	1101407	342,741				342,741						342,741				342,741
	SARO-BMB-B-17-0017042	11/10/2017	Specific Budgets of National Government Agencies	1101101	179,250				179,250						179,250				179,250
	SARO-BMB-B-17-0017045	11/10/2017	Pension and Gratuity Fund	1101407	263,544				263,544						263,544				263,544
	SARO-BMB-B-17-0021652	23/11/2017	Specific Budgets of National Government Agencies	1101101	746,890				746,890						746,890				746,890
	SARO-BMB-B-17-0022486	28/11/2017	Specific Budgets of National Government Agencies	1101101	39,354,512				39,354,512						39,354,512				39,354,512
	SARO-BMB-B-17-0022488	28/11/2017	Retirement and Life Insurance Premiums	1104102	3,883,379				3,883,379						3,883,379				3,883,379
	SARO-BMB-B-17-0024946	20/12/2017	Specific Budgets of National Government Agencies	1101101	11,142,451				11,142,451						11,142,451				11,142,451
	SARO-BMB-B-17-0024947	20/12/2017	Retirement and Life Insurance Premiums	1104102	499,348				499,348						499,348				499,348
	SARO-BMB-B-17-0025246	22/12/2017	Specific Budgets of National Government Agencies	1101101	17,675,000	-17,675,000									17,675,000	-17,675,000			
	National Center for Mental Health				836,876,030	215,728,800			1,052,604,830						836,876,030	215,728,800			1,052,604,830
	GAA CY 2017	01/01/2017	Specific Budgets of National Government Agencies	1101101	728,778,000	235,466,000			964,244,000						728,778,000	235,466,000			964,244,000
	Garo 2017	01/01/2017	Retirement and Life Insurance Premiums	1104102	53,078,000				53,078,000						53,078,000				53,078,000
	SARO-BMB-B-17-0001469	14/02/2017	Pension and Gratuity Fund	1101407	1,903,617				1,903,617						1,903,617				1,903,617
	SARO-BMB-B-17-0001470	14/02/2017	Pension and Gratuity Fund	1101407	1,304,577				1,304,577						1,304,577				1,304,577
	SARO-BMB-B-17-0002995	08/03/2017	Pension and Gratuity Fund	1101407	496,873				496,873						496,873				496,873
	SARO-BMB-B-17-0004477	31/03/2017	Pension and Gratuity Fund	1101407	251,040				251,040						251,040				251,040
	SARO-BMB-B-17-0004478	31/03/2017	Pension and Gratuity Fund	1101407	193,947				193,947						193,947				193,947
	SARO-BMB-B-17-0005436	20/04/2017	Pension and Gratuity Fund	1101407	569,309				569,309						569,309				569,309
	SARO-BMB-B-17-0005437	20/04/2017	Pension and Gratuity Fund	1101407	407,089				407,089						407,089				407,089
	SARO-BMB-B-17-0007581	29/05/2017	Pension and Gratuity Fund	1101407	2,146,393				2,146,393						2,146,393				2,146,393
	SARO-BMB-B-17-0007582	29/05/2017	Pension and Gratuity Fund	1101407	528,071				528,071						528,071				528,071
	SARO-BMB-B-17-0010210	10/07/2017	Pension and Gratuity Fund	1101407	289,662				289,662						289,662				289,662
	SARO-BMB-B-17-0010211	10/07/2017	Specific Budgets of National Government Agencies	1101101	374,617				374,617						374,617				374,617
	SARO-BMB-B-17-0010793	19/07/2017	Pension and Gratuity Fund	1101407	1,012,372				1,012,372						1,012,372				1,012,372
	SARO-BMB-B-17-0012035	08/08/2017	Pension and Gratuity Fund	1101407	85,174				85,174						85,174				85,174
	SARO-BMB-B-17-0012035	27/02/2018	Specific Budgets of National Government Agencies	1101101	-85,174				-85,174						-85,174				-85,174
	SARO-BMB-B-17-0012035	08/08/2017	Specific Budgets of National Government Agencies	1101101	775,981				775,981						775,981				775,981
	SARO-BMB-B-17-0012036	08/08/2017	Pension and Gratuity Fund	1101407	941,628				941,628						941,628				941,628
	SARO-BMB-B-17-0012204	10/08/2017	Pension and Gratuity Fund	1101407	102,582				102,582						102,582				102,582
	SARO-BMB-B-17-0014906	15/09/2017	Pension and Gratuity Fund	1101407	6,185,541				6,185,541						6,185,541				6,185,541
	SARO-BMB-B-17-0015084	19/09/2017	Specific Budgets of National Government Agencies	1101101	467,596				467,596						467,596				467,596
	SARO-BMB-B-17-0015085	19/09/2017	Specific Budgets of National Government Agencies	1101101	250,821				250,821						250,821				250,821
	SARO-BMB-B-17-0016276	04/10/2017	Pension and Gratuity Fund	1101407	171,067				171,067						171,067				171,067
	SARO-BMB-B-17-0017781	23/10/2017	Pension and Gratuity Fund	1101407	78,434				78,434						78,434				78,434
	SARO-BMB-B-17-0017783	23/10/2017	Specific Budgets of National Government Agencies	1101101	559,728				559,728						559				

FAR No. 1-B

LIST OF ALLOTMENTS AND SUB-ALLOTMENTS

As of the Quarter Ending December 31, 2017

Department: Department of Health (DOH)

Agency: Office of the Secretary

Operating Unit: All

Organization Code (UACS): 13001000000

Fund Cluster: 01 - Regular Agency Fund

Authorization: 01 - Current Year Appropriations

Report Status: ALL

No.	Allotments / Sub-Allotments		Description	UACS Code	Allotments					Sub-Allotment to Regions/Operating Units					Total Allotments / Net of Sub-allotments				
	Number	Date			PS	MOOE	CO	FINEX	Total	PS	MOOE	CO	FINEX	Total	PS	MOOE	CO	FINEX	Total
1	2	3	4	5	6	7	8	9	10=(6+7+8+9)	11	12	13	14	15=(11+12+13+14)	16	17	18	19	20=(16+17+18+19)
	SARO-BMB-B-17-0025169	27/12/2017	Specific Budgets of National Government Agencies	1101101	-477,917.49				-477,917.49						-477,917.49				-477,917.49
	SARO-BMB-B-17-0025169	21/12/2017	Specific Budgets of National Government Agencies	1101101	14,713,667				14,713,667						14,713,667				14,713,667
	SARO-BMB-B-17-0025169	27/12/2017	Retirement and Life Insurance Premiums	1104102	477,917.49				477,917.49						477,917.49				477,917.49
	SARO-BMB-B-17-0025245	22/12/2017	Specific Budgets of National Government Agencies	1101101	19,737,200	-19,737,200									19,737,200	-19,737,200			
	Philippine Orthopedic Center				636,438,905	122,261,000	42,000,000		800,699,905						636,438,905	122,261,000	42,000,000		800,699,905
	GAA FY 2017	29/12/2016	Specific Budgets of National Government Agencies	1101101	518,044,000	153,186,000	42,000,000		713,230,000						518,044,000	153,186,000	42,000,000		713,230,000
	GARO No. 2017-1	03/01/2017	Retirement and Life Insurance Premiums	1104102	40,872,000				40,872,000						40,872,000				40,872,000
	SARO-BMB-B-17-0002674	03/03/2017	Pension and Gratuity Fund	1101407	659,600				659,600						659,600				659,600
	SARO-BMB-B-17-0002936	07/03/2017	Pension and Gratuity Fund	1101407	106,530				106,530						106,530				106,530
	SARO-BMB-B-17-0003039	09/03/2017	Pension and Gratuity Fund	1101407	441,666				441,666						441,666				441,666
	SARO-BMB-B-17-0003296	13/03/2017	Pension and Gratuity Fund	1101407	15,181				15,181						15,181				15,181
	SARO-BMB-B-17-0003981	23/03/2017	Pension and Gratuity Fund	1101407	28,243				28,243						28,243				28,243
	SARO-BMB-B-17-0004414	30/03/2017	Pension and Gratuity Fund	1101407	165,944				165,944						165,944				165,944
	SARO-BMB-B-17-0004658	05/04/2017	Pension and Gratuity Fund	1101407	48,511				48,511						48,511				48,511
	SARO-BMB-B-17-0005565	21/04/2017	Pension and Gratuity Fund	1101407	173,689				173,689						173,689				173,689
	SARO-BMB-B-17-0005931	02/05/2017	Pension and Gratuity Fund	1101407	10,142,413				10,142,413						10,142,413				10,142,413
	SARO-BMB-B-17-0006265	08/05/2017	Pension and Gratuity Fund	1101407	1,459,781				1,459,781						1,459,781				1,459,781
	SARO-BMB-B-17-0007686	30/05/2017	Pension and Gratuity Fund	1101407	257,235				257,235						257,235				257,235
	SARO-BMB-B-17-0008945	22/06/2017	Pension and Gratuity Fund	1101407	52,337				52,337						52,337				52,337
	SARO-BMB-B-17-0008996	09/10/2017	Pension and Gratuity Fund	1101407	380,204				380,204						380,204				380,204
	SARO-BMB-B-17-0009754	05/07/2017	Pension and Gratuity Fund	1101407	371,568				371,568						371,568				371,568
	SARO-BMB-B-17-0009759	06/07/2017	Pension and Gratuity Fund	1101407	429,156				429,156						429,156				429,156
	SARO-BMB-B-17-0010780	19/07/2017	Pension and Gratuity Fund	1101407	60,710				60,710						60,710				60,710
	SARO-BMB-B-17-0010799	19/07/2017	Pension and Gratuity Fund	1101407	19,927				19,927						19,927				19,927
	SARO-BMB-B-17-0011992	07/08/2017	Pension and Gratuity Fund	1101407	179,624				179,624						179,624				179,624
	SARO-BMB-B-17-0012037	08/08/2017	Pension and Gratuity Fund	1101407	40,052				40,052						40,052				40,052
	SARO-BMB-B-17-0012366	11/08/2017	Pension and Gratuity Fund	1101407	1,020,706				1,020,706						1,020,706				1,020,706
	SARO-BMB-B-17-0012575	16/08/2017	Pension and Gratuity Fund	1101407	1,748,461				1,748,461						1,748,461				1,748,461
	SARO-BMB-B-17-0014001	05/09/2017	Pension and Gratuity Fund	1101407	758,715				758,715						758,715				758,715
	SARO-BMB-B-17-0015116	19/09/2017	Pension and Gratuity Fund	1101407	806,928				806,928						806,928				806,928
	SARO-BMB-B-17-0017298	13/10/2017	Pension and Gratuity Fund	1101407	31,826				31,826						31,826				31,826
	SARO-BMB-B-17-0017636	20/10/2017	Pension and Gratuity Fund	1101407	106,530				106,530						106,530				106,530
	SARO-BMB-B-17-0017792	23/10/2017	Pension and Gratuity Fund	1101407	184,208				184,208						184,208				184,208
	SARO-BMB-B-17-0018026	26/10/2017	Pension and Gratuity Fund	1101407	295,212				295,212						295,212				295,212
	SARO-BMB-B-17-0019099	08/11/2017	Pension and Gratuity Fund	1101407	52,337				52,337						52,337				52,337
	SARO-BMB-B-17-0021642	23/11/2017	Pension and Gratuity Fund	1101407	727,755				727,755						727,755				727,755
	SARO-BMB-B-17-0022663	29/11/2017	Specific Budgets of National Government Agencies	1101101	21,802,310				21,802,310						21,802,310				21,802,310
	SARO-BMB-B-17-0022665	29/11/2017	Retirement and Life Insurance Premiums	1104102	3,774,023				3,774,023						3,774,023				3,774,023
	SARO-BMB-B-17-0023723	11/12/2017	Pension and Gratuity Fund	1101407	21,686				21,686						21,686				21,686
	SARO-BMB-B-17-0023888	11/12/2017	Pension and Gratuity Fund	1101407	38,752				38,752						38,752				38,752
	SARO-BMB-B-17-0024399	15/12/2017	Pension and Gratuity Fund	1101407	196,085				196,085						196,085				196,085
	SARO-BMB-B-17-0024660	18/12/2017	Specific Budgets of National Government Agencies	1101101	30,925,000	-30,925,000									30,925,000	-30,925,000			
	San Lazaro Hospital				573,706,572	229,742,000	50,000,000		853,448,572						573,706,572	229,742,000	50,000,000		853,448,572
	GAA FY 2017	12/01/2017	Specific Budgets of National Government Agencies	1101101	460,321,000	259,212,000	50,000,000		769,533,000						460,321,000	259,212,000	50,000,000		769,533,000
	GARO No. 2017-1	01/01/2017	Retirement and Life Insurance Premiums	1104102	34,750,000				34,750,000						34,750,000				34,750,000
	SARO-BMB-B-17-0000121	13/01/2017	Pension and Gratuity Fund	1101407	374,915				374,915						374,915				374,915
	SARO-BMB-B-17-0000262	23/01/2017	Pension and Gratuity Fund	1101407	85,471				85,471						85,471				85,471
	SARO-BMB-B-17-0000320	24/01/2017	Pension and Gratuity Fund	1101407	358,035				358,035						358,035				358,035
	SARO-BMB-B-17-0000919	07/02/2017	Pension and Gratuity Fund	1101407	207,505				207,505						207,505				207,505
	SARO-BMB-B-17-0001376	13/02/2017	Pension and Gratuity Fund	1101407	89,060				89,060						89,060				89,060
	SARO-BMB-B-17-0002169	24/02/2017	Pension and Gratuity Fund	1101407	203,845				203,845						203,845				203,845
	SARO-BMB-B-17-0002994	08/03/2017	Pension and Gratuity Fund	1101407	140,873				140,873						140,873				140,873
	SARO-BMB-B-17-0003929	22/03/2017	Pension and Gratuity Fund	1101407	114,039				114,039						114,039				114,039
	SARO-BMB-B-17-0004228	28/03/2017	Pension and Gratuity Fund	1101407	204,725				204,725						204,725				204,725
	SARO-BMB-B-17-0004659	05/04/2017	Pension and Gratuity Fund	1101407	1,118,590				1,118,590						1,118,590				1,118,590
	SARO-BMB-B-17-0006058	03/05/2017	Pension and Gratuity Fund	1101407	404,058				404,058						404,058				404,058
	SARO-BMB-B-17-0006453	10/05/2017	Pension and Gratuity Fund	1101407	400,188				400,188						400,188				400,188
	SARO-BMB-B-17-0007493	25/05/2017	Pension and Gratuity Fund	1101407	9,374,066				9,374,066						9,374,066				9,374,066
	SARO-BMB-B-17-0007763	31/05/2017	Pension and Gratuity Fund	1101407	540,753				540,753						540,753				540,753
	SARO-BMB-B-17-0008132	07/06/2017	Pension and Gratuity Fund	1101407	31,822				31,822						31,822				31,822
	SARO-BMB-B-17-0008440	14/06/2017	Pension and Gratuity Fund	1101407	53,414				53,414						53,414				53,414
	SARO-BMB-B-17-0009994	07/07/2017	Pension and Gratuity Fund	1101407	312,139				312,139						312,139				312,139
	SARO-BMB-B-17-0010983	21/07/201																	

**FAR No. 1-B**  
**LIST OF ALLOTMENTS AND SUB-ALLOTMENTS**  
**As of the Quarter Ending December 31, 2017**  
**Department: Department of Health (DOH)**  
**Agency: Office of the Secretary**  
**Operating Unit: All**  
**Organization Code (UACS): 130010000000**  
**Fund Cluster: 01 - Regular Agency Fund**

**Authorization: 01 - Current Year Appropriations**  
**Report Status: ALL**

No.	Allotments / Sub-Allotments		Description	Funding Source	UACS Code	Allotments					Sub-Allotment to Regions/Operating Units					Total Allotments / Net of Sub-allotments				
	Number	Date				PS	MOOE	CO	FINEX	Total	PS	MOOE	CO	FINEX	Total	PS	MOOE	CO	FINEX	Total
1	2	3	4	5	6	7	8	9	10=(6+7+8+9)	11	12	13	14	15=(11+12+13+14)	16	17	18	19	20=(16+17+18+19)	
	SARO-BMB-B-17-0012576	16/08/2017	Pension and Gratuity Fund		1101407	163,895				163,895					163,895				163,895	
	SARO-BMB-B-17-0014069	06/09/2017	Pension and Gratuity Fund		1101407	15,818				15,818					15,818				15,818	
	SARO-BMB-B-17-0014755	14/09/2017	Pension and Gratuity Fund		1101407	3,076				3,076					3,076				3,076	
	SARO-BMB-B-17-0015335	20/09/2017	Pension and Gratuity Fund		1101407	111,728				111,728					111,728				111,728	
	SARO-BMB-B-17-0015541	25/09/2017	Pension and Gratuity Fund		1101407	99,598				99,598					99,598				99,598	
	SARO-BMB-B-17-0017794	23/10/2017	Pension and Gratuity Fund		1101407	22,276				22,276					22,276				22,276	
	SARO-BMB-B-17-0021638	23/11/2017	Pension and Gratuity Fund		1101407	238,065				238,065					238,065				238,065	
	SARO-BMB-B-17-0023552	07/12/2017	Specific Budgets of National Government Agencies		1101101	20,259,727				20,259,727					20,259,727				20,259,727	
	SARO-BMB-B-17-0023554	07/12/2017	Retirement and Life Insurance Premiums		1104102	1,892,680				1,892,680					1,892,680				1,892,680	
	SARO-BMB-B-17-0023623	08/12/2017	Pension and Gratuity Fund		1101407	11,687,102				11,687,102					11,687,102				11,687,102	
	SARO-BMB-B-17-0023901	12/12/2017	Pension and Gratuity Fund		1101407	6,702				6,702					6,702				6,702	
	SARO-BMB-B-17-0025162	21/12/2017	Pension and Gratuity Fund		1101407	61,865				61,865					61,865				61,865	
	SARO-BMB-B-17-0025255	22/12/2017	Specific Budgets of National Government Agencies		1101101	29,470,000	-29,470,000								29,470,000	-29,470,000				
	Research Institute for Tropical Medicines					391,537,750	238,186,857			629,724,607					391,537,750	238,186,857			629,724,607	
	GAA FY 2017	12/01/2017	Specific Budgets of National Government Agencies		1101101	232,953,000	255,574,000			488,527,000					232,953,000	255,574,000			488,527,000	
	GARO No. 2017-1	12/01/2017	Retirement and Life Insurance Premiums		1104102	17,556,000				17,556,000					17,556,000				17,556,000	
	SARO-BMB-B-17-0000773	03/02/2017	Pension and Gratuity Fund		1101407	1,542,057				1,542,057					1,542,057				1,542,057	
	SARO-BMB-B-17-0000774	03/02/2017	Pension and Gratuity Fund		1101407	306,809				306,809					306,809				306,809	
	SARO-BMB-B-17-0006184	05/05/2017	Pension and Gratuity Fund		1101407	376,526				376,526					376,526				376,526	
	SARO-BMB-B-17-0007207	19/05/2017	Pension and Gratuity Fund		1101407	235,574				235,574					235,574				235,574	
	SARO-BMB-B-17-0012367	11/08/2017	Pension and Gratuity Fund		1101407	750,989				750,989					750,989				750,989	
	SARO-BMB-B-17-0014002	05/09/2017	Pension and Gratuity Fund		1101407	56,949				56,949					56,949				56,949	
	SARO-BMB-B-17-0014989	18/09/2017	Pension and Gratuity Fund		1101407	580,777				580,777					580,777				580,777	
	SARO-BMB-B-17-0016325	04/10/2017	Specific Budgets of National Government Agencies		1101101	77,769,000				77,769,000					77,769,000				77,769,000	
	SARO-BMB-B-17-0016327	04/10/2017	Miscellaneous Personnel Benefits Fund		1101406	19,743,673				19,743,673					19,743,673				19,743,673	
	SARO-BMB-B-17-0016328	04/10/2017	Retirement and Life Insurance Premiums		1104102	7,476,497				7,476,497					7,476,497				7,476,497	
	SARO-BMB-B-17-0017795	23/10/2017	Pension and Gratuity Fund		1101407	55,689				55,689					55,689				55,689	
	SARO-BMB-B-17-0023435	07/12/2017	Pension and Gratuity Fund		1101407	14,378,170				14,378,170					14,378,170				14,378,170	
	SARO-BMB-B-17-0024443	18/12/2017	Pension and Gratuity Fund		1101407	368,897				368,897					368,897				368,897	
	SARO-BMB-B-17-0025831	28/12/2017	Specific Budgets of National Government Agencies		1101101	17,387,143	-17,387,143								17,387,143	-17,387,143				
	'Amang' Rodriguez Medical Center					416,299,886	61,764,875	50,000,000		528,064,761					416,299,886	61,764,875	50,000,000		528,064,761	
	GAA FY 2017	01/01/2017	Specific Budgets of National Government Agencies		1101101	313,156,000	80,748,000	50,000,000		443,904,000					313,156,000	80,748,000	50,000,000		443,904,000	
	GARO-2017-1	01/01/2017	Retirement and Life Insurance Premiums		1104102	26,678,000				26,678,000					26,678,000				26,678,000	
	SARO-BMB-B-17-0007562	26/05/2017	Pension and Gratuity Fund		1101407	1,104,398				1,104,398					1,104,398				1,104,398	
	SARO-BMB-B-17-0013677	31/08/2017	Pension and Gratuity Fund		1101407	2,760,144				2,760,144					2,760,144				2,760,144	
	SARO-BMB-B-17-0014292	08/09/2017	Pension and Gratuity Fund		1101407	454,790				454,790					454,790				454,790	
	SARO-BMB-B-17-0017467	19/10/2017	Specific Budgets of National Government Agencies		1101101	44,775,751				44,775,751					44,775,751				44,775,751	
	SARO-BMB-B-17-0017468	19/10/2017	Retirement and Life Insurance Premiums		1104102	4,675,033				4,675,033					4,675,033				4,675,033	
	SARO-BMB-B-17-0021054	21/11/2017	Specific Budgets of National Government Agencies		1101101	487,933				487,933					487,933				487,933	
	SARO-BMB-B-17-0021954	24/11/2017	Specific Budgets of National Government Agencies		1101101	142,067				142,067					142,067				142,067	
	SARO-BMB-B-17-0021955	24/11/2017	Pension and Gratuity Fund		1101407	64,511				64,511					64,511				64,511	
	SARO-BMB-B-17-0023421	07/12/2017	Pension and Gratuity Fund		1101407	3,018,134				3,018,134					3,018,134				3,018,134	
	SARO-BMB-B-17-0025111	21/12/2017	Specific Budgets of National Government Agencies		1101101	18,983,125	-18,983,125								18,983,125	-18,983,125				
	Valenzuela General Hospital					298,311,261	45,090,673	50,000,000		393,401,934					298,311,261	45,090,673	50,000,000		393,401,934	
	GAA FY 2017	12/01/2017	Specific Budgets of National Government Agencies		1101101	211,880,000	52,226,000	50,000,000		314,106,000					211,880,000	52,226,000	50,000,000		314,106,000	
	GARO No NCR-2017-1	03/01/2017	Retirement and Life Insurance Premiums		1104102	17,173,000				17,173,000					17,173,000				17,173,000	
	SARO-NCR-17-0009297	29/06/2017	Pension and Gratuity Fund		1101407	3,883,190				3,883,190					3,883,190				3,883,190	
	SARO-NCR-17-0021200	21/11/2017	Specific Budgets of National Government Agencies		1101101	18,800,533				18,800,533					18,800,533				18,800,533	
	SARO-NCR-17-0021201	21/11/2017	Retirement and Life Insurance Premiums		1104102	1,555,342				1,555,342					1,555,342				1,555,342	
	SARO-NCR-17-0025082	20/12/2017	Specific Budgets of National Government Agencies		1101101	14,853,390				14,853,390					14,853,390				14,853,390	
	SARO-NCR-17-0025083	20/12/2017	Specific Budgets of National Government Agencies		1101101	6,741,387				6,741,387					6,741,387				6,741,387	
	SARO-NCR-17-0025084	20/12/2017	Retirement and Life Insurance Premiums		1104102	587,259				587,259					587,259				587,259	
	SARO-NCR-17-0025218	22/12/2017	Retirement and Life Insurance Premiums		1104102	1,114,972				1,114,972					1,114,972				1,114,972	
	SARO-NCR-17-0025551	22/12/2017	Miscellaneous Personnel Benefits Fund		1101406	9,738,239				9,738,239					9,738,239				9,738,239	
	SARO-NCR-17-0025552	22/12/2017	Retirement and Life Insurance Premiums		1104102	750,420				750,420					750,420				750,420	
	SARO-NCR-17-0025651	27/12/2017	Pension and Gratuity Fund		1101407	4,098,202				4,098,202					4,098,202				4,098,202	
	SARO-NCR-17-0026252	29/12/2017	Specific Budgets of National Government Agencies		1101101	7,135,327	-7,135,327								7,135,327	-7,135,327				
	Las Pinas General Hospital and Satellite Trauma Center					226,617,811	64,131,795	85,000,000		375,749,606					226,617,811	64,131,795	85,000,000		375,749,606	
	GAA FY 2017	12/01/2017	Specific Budgets of National Government Agencies		1101101	175,100,000	75,897,000	85,000,000		335,997,000					175,100,000	75,897,000	85,000,000		335,997,000	
	GARO No. 2017-1	01/01/2017	Retirement and Life Insurance Premiums		1104102	14,964,000				14,964,000					14,964,000				14,964,000	
	SARO-BMB-B-17-0001560	15/02/2017	Specific Budgets of National Government Agencies		1101101															
	SARO-NCR-17-0014839	14/09/2017	Pension and Gratuity Fund		1101407	153,093				153,093					153,093				153,	

FAR No. 1-B  
 LIST OF ALLOTMENTS AND SUB-ALLOTMENTS  
 As of the Quarter Ending December 31, 2017

Department: Department of Health (DOH)  
 Agency: Office of the Secretary  
 Operating Unit: All  
 Organization Code (UACS): 13001000000  
 Fund Cluster: 01 - Regular Agency Fund

Authorization: 01 - Current Year Appropriations  
 Report Status: ALL

No.	Allotments / Sub-Allotments		Description	UACS Code	Allotments					Sub-Allotment to Regions/Operating Units					Total Allotments / Net of Sub-allotments				
	Number	Date			PS	MOOE	CO	FINEX	Total	PS	MOOE	CO	FINEX	Total	PS	MOOE	CO	FINEX	Total
1	2	3	4	5	6	7	8	9	10=(6+7+8+9)	11	12	13	14	15=(11+12+13+14)	16	17	18	19	20=(16+17+18+19)
	SARO-NCR-17-0015968	02/10/2017	Pension and Gratuity Fund	1101407	1,280,129				1,280,129						1,280,129				1,280,129
	SARO-NCR-17-0021873	24/11/2017	Pension and Gratuity Fund	1101407	2,223,810				2,223,810						2,223,810				2,223,810
	SARO-NCR-17-0025215	22/12/2017	Specific Budgets of National Government Agencies	1101101	11,765,205	-11,765,205									11,765,205	-11,765,205			
	SARO-NCR-17-0025216	22/12/2017	Specific Budgets of National Government Agencies	1101101	18,591,980				18,591,980						18,591,980				18,591,980
	SARO-NCR-17-0025217	22/12/2017	Retirement and Life Insurance Premiums	1104102	1,507,778				1,507,778						1,507,778				1,507,778
	SARO-NCR-17-0025505	22/12/2017	Pension and Gratuity Fund	1101407	195,085				195,085						195,085				195,085
	San Lorenzo Ruiz Special Hospital to Women				54,765,200	18,700,000	10,000,000		83,465,200						54,765,200	18,700,000	10,000,000		83,465,200
	GAA FY 2017	12/01/2017	Specific Budgets of National Government Agencies	1101101	47,231,000	21,375,000	10,000,000		78,606,000						47,231,000	21,375,000	10,000,000		78,606,000
	GARO NO. 2017-1	01/01/2017	Retirement and Life Insurance Premiums	1104102	3,808,000				3,808,000						3,808,000				3,808,000
	SARO-NCR-17-0008222	09/06/2017	Pension and Gratuity Fund	1101407	193,050				193,050						193,050				193,050
	SARO-NCR-17-0024808	19/12/2017	Specific Budgets of National Government Agencies	1101101	796,713				796,713						796,713				796,713
	SARO-NCR-17-0024809	19/12/2017	Retirement and Life Insurance Premiums	1104102	61,437				61,437						61,437				61,437
	SARO-NCR-17-0025584	27/12/2017	Specific Budgets of National Government Agencies	1101101	2,675,000	-2,675,000									2,675,000	-2,675,000			
	Dr. Jose N. Rodriguez Memorial Hospital				409,504,857	62,865,000	79,904,000		552,273,857						409,504,857	62,865,000	79,904,000		552,273,857
	GAAO FY 2017	01/01/2017	Specific Budgets of National Government Agencies	1101101	265,296,000	62,865,000	47,000,000		375,161,000						265,296,000	62,865,000	47,000,000		375,161,000
	GARO 2017-1	01/01/2017	Retirement and Life Insurance Premiums	1104102	21,617,000				21,617,000						21,617,000				21,617,000
	SARO-NCR-17-0003212	10/03/2017	Specific Budgets of National Government Agencies	1101101	326,913				326,913						326,913				326,913
	SARO-NCR-17-0005416	19/04/2017	Specific Budgets of National Government Agencies	1101101	268,652				268,652						268,652				268,652
	SARO-NCR-17-0007358	24/05/2017	Miscellaneous Personnel Benefits Fund	1101406	314,486				314,486						314,486				314,486
	SARO-NCR-17-0007359	19/06/2017	Retirement and Life Insurance Premiums	1104102	7,269,435				7,269,435						7,269,435				7,269,435
	SARO-NCR-17-0007359	24/05/2017	Retirement and Life Insurance Premiums	1104102	25,135				25,135						25,135				25,135
	SARO-NCR-17-0008734	19/06/2017	Specific Budgets of National Government Agencies	1101101	93,774,294				93,774,294						93,774,294				93,774,294
	SARO-NCR-17-0009735	05/07/2017	Specific Budgets of National Government Agencies	1101101			32,904,000		32,904,000								32,904,000		32,904,000
	SARO-NCR-17-0013579	31/08/2017	Pension and Gratuity Fund	1101407	4,128,953				4,128,953						4,128,953				4,128,953
	SARO-NCR-17-0014884	15/09/2017	Specific Budgets of National Government Agencies	1101101	159,997				159,997						159,997				159,997
	SARO-NCR-17-0026396	29/12/2017	Specific Budgets of National Government Agencies	1101101	5,198,073				5,198,073						5,198,073				5,198,073
	SARO-NCR-17-0026397	29/12/2017	Retirement and Life Insurance Premiums	1104102	488,873				488,873						488,873				488,873
	SARO-NCR-17-0026398	29/12/2017	Specific Budgets of National Government Agencies	1101101	9,835,921				9,835,921						9,835,921				9,835,921
	SARO-NCR-17-0026399	29/12/2017	Retirement and Life Insurance Premiums	1104102	801,125				801,125						801,125				801,125
	Bicutan Rehabilitation Center				95,964,985	68,512,000	51,308,000		215,784,985						95,964,985	68,512,000	51,308,000		215,784,985
	GAA FY 2017	11/01/2017	Specific Budgets of National Government Agencies	1101101	35,302,000	73,187,000	51,308,000		159,797,000						35,302,000	73,187,000	51,308,000		159,797,000
	GARO # 2017-1	01/01/2017	Retirement and Life Insurance Premiums	1104102	3,098,000				3,098,000						3,098,000				3,098,000
	SARO-NCR-17-0008430	17/07/2017	Specific Budgets of National Government Agencies	1101101	22,849,000				22,849,000						22,849,000				22,849,000
	SARO-NCR-17-0008431	12/06/2017	Miscellaneous Personnel Benefits Fund	1101406	26,143,138				26,143,138						26,143,138				26,143,138
	SARO-NCR-17-0008468	14/06/2017	Retirement and Life Insurance Premiums	1104102	3,665,221				3,665,221						3,665,221				3,665,221
	SARO-NCR-17-0010773	19/07/2017	Pension and Gratuity Fund	1101407	232,626				232,626						232,626				232,626
	SARO-NCR-17-0025081	20/12/2017	Specific Budgets of National Government Agencies	1101101	4,675,000	-4,675,000									4,675,000	-4,675,000			
	Cordillera Administrative Region (CAR)				1,177,238,269	584,722,000	270,250,000		2,032,210,269						1,177,238,269	584,722,000	270,250,000		2,032,210,269
	Cordillera Centers for Health Development				100,381,545	407,288,000	150,750,000		658,419,545						100,381,545	407,288,000	150,750,000		658,419,545
	GAA FY 2017	12/01/2017	Specific Budgets of National Government Agencies	1101101	88,451,000	410,648,000	150,750,000		649,849,000						88,451,000	410,648,000	150,750,000		649,849,000
	GAA FY 2017	12/01/2017	Retirement and Life Insurance Premiums	1104102	7,074,000				7,074,000						7,074,000				7,074,000
	SARO-CAR-17-0002946	06/03/2017	Miscellaneous Personnel Benefits Fund	1101406	620,131				620,131						620,131				620,131
	SARO-CAR-17-0002847	06/03/2017	Retirement and Life Insurance Premiums	1104102	54,495				54,495						54,495				54,495
	SARO-CAR-17-0013037	23/08/2017	Pension and Gratuity Fund	1101407	55,602				55,602						55,602				55,602
	SARO-CAR-17-0013326	25/08/2017	Miscellaneous Personnel Benefits Fund	1101406	191,211				191,211						191,211				191,211
	SARO-CAR-17-0013327	25/08/2017	Retirement and Life Insurance Premiums	1104102	48,273				48,273						48,273				48,273
	SARO-CAR-17-0020448	17/11/2017	Retirement and Life Insurance Premiums	1104102	40,618				40,618						40,618				40,618
	SARO-CAR-17-0024025	12/12/2017	Specific Budgets of National Government Agencies	1101101	3,360,000	-3,360,000									3,360,000	-3,360,000			
	SARO-CAR-17-0024883	20/12/2017	Pension and Gratuity Fund	1101407	295,556				295,556						295,556				295,556
	SARO-CAR-17-0025132	21/12/2017	Pension and Gratuity Fund	1101407	190,659				190,659						190,659				190,659
	Baguio General Hospital and Medical Center				749,740,720	135,132,000	60,000,000		944,872,720						749,740,720	135,132,000	60,000,000		944,872,720
	GAA FY 2017	02/01/2017	Retirement and Life Insurance Premiums	1104102	47,038,000				47,038,000						47,038,000				47,038,000
	GAA FY 2017	02/01/2017	Specific Budgets of National Government Agencies	1101101	582,150,000	135,132,000	60,000,000		777,282,000						582,150,000	135,132,000	60,000,000		777,282,000
	SARO-CAR-17-0002656	03/03/2017	Pension and Gratuity Fund	1101407	385,342				385,342						385,342				385,342
	SARO-CAR-17-0003304	13/03/2017	Pension and Gratuity Fund	1101407	187,161				187,161						187,161				187,161
	SARO-CAR-17-0003546	16/03/2017	Pension and Gratuity Fund	1101407	273,375				273,375						273,375				273,375
	SARO-CAR-17-0003843	21/03/2017	Miscellaneous Personnel Benefits Fund	1101406	70,251,307				70,251,307						70,251,307				70,251,307
	SARO-CAR-17-0003844	21/03/2017	Retirement and Life Insurance Premiums	1104102	5,587,851				5,587,851						5,587,851				5,587,851
	SARO-CAR-17-0005327	18/04/2017	Specific Budgets of National Government Agencies	1101101	1,936,160				1,936,160						1,936,160				1,936,160
	SARO-CAR-17-0005850	27/04/2017	Specific Budgets of National Government Agencies	1101101	1,772,964				1,772,964						1,772,964				1,772,964
	SARO-CAR-17-0006249	08/05/2017	Pension and Gratuity Fund	1101407	178,143				178,143						178,143				178,143
	SARO-CAR-17-0006758	15/05/2017	Specific Budgets of National Government Agencies																



**FAR No. 1-B**  
**LIST OF ALLOTMENTS AND SUB-ALLOTMENTS**  
**As of the Quarter Ending December 31, 2017**  
**Department: Department of Health (DOH)**  
**Agency: Office of the Secretary**  
**Operating Unit: All**  
**Organization Code (UACS): 130010000000**  
**Fund Cluster: 01 - Regular Agency Fund**

**Authorization: 01 - Current Year Appropriations**  
**Report Status: ALL**

No.	Allotments / Sub-Allotments		Description	Funding Source	UACS Code	Allotments					Sub-Allotment to Regions/Operating Units					Total Allotments / Net of Sub-allotments				
	Number	Date				PS	MOOE	CO	FINEX	Total	PS	MOOE	CO	FINEX	Total	PS	MOOE	CO	FINEX	Total
1	2	3	4	5	6	7	8	9	10=(6+7+8+9)	11	12	13	14	15=(11+12+13+14)	16	17	18	19	20=(16+17+18+19)	
	SARO-CAR-17-0007189	19/05/2017	Specific Budgets of National Government Agencies	1101101	669,901					669,901					669,901				669,901	
	SARO-CAR-17-0008048	06/06/2017	Pension and Gratuity Fund	1101407	1,216,197					1,216,197					1,216,197				1,216,197	
	SARO-CAR-17-0008705	19/06/2017	Miscellaneous Personnel Benefits Fund	1101406	25,416,551					25,416,551					25,416,551				25,416,551	
	SARO-CAR-17-0012460	14/08/2017	Specific Budgets of National Government Agencies	1101101	2,318,057					2,318,057					2,318,057				2,318,057	
	SARO-CAR-17-0012486	14/08/2017	Specific Budgets of National Government Agencies	1101101	323,597					323,597					323,597				323,597	
	SARO-CAR-17-0013822	04/09/2017	Specific Budgets of National Government Agencies	1101101	1,731,362					1,731,362					1,731,362				1,731,362	
	SARO-CAR-17-0013823	04/09/2017	Pension and Gratuity Fund	1101407	738,068					738,068					738,068				738,068	
	SARO-CAR-17-0014538	11/09/2017	Pension and Gratuity Fund	1101407	466,573					466,573					466,573				466,573	
	SARO-CAR-17-0015526	25/09/2017	Miscellaneous Personnel Benefits Fund	1101406	2,172,635					2,172,635					2,172,635				2,172,635	
	SARO-CAR-17-0015527	25/09/2017	Retirement and Life Insurance Premiums	1104102	172,074					172,074					172,074				172,074	
	SARO-CAR-17-0016317	04/10/2017	Pension and Gratuity Fund	1101407	980,558					980,558					980,558				980,558	
	SARO-CAR-17-0017107	12/10/2017	Pension and Gratuity Fund	1101407	125,296					125,296					125,296				125,296	
	SARO-CAR-17-0019237	09/11/2017	Pension and Gratuity Fund	1101407	232,937					232,937					232,937				232,937	
	SARO-CAR-17-0020028	16/11/2017	Miscellaneous Personnel Benefits Fund	1101406	582,013					582,013					582,013				582,013	
	SARO-CAR-17-0024085	13/12/2017	Pension and Gratuity Fund	1101407	298,769					298,769					298,769				298,769	
	SARO-CAR-17-0008706	19/06/2017	Retirement and Life Insurance Premiums	1104102	2,161,870					2,161,870					2,161,870				2,161,870	
	Luis Hora Memorial Regional Hospital				149,823,986	20,024,000	25,000,000			194,847,986					149,823,986	20,024,000	25,000,000		194,847,986	
	GAA FY 2017	12/01/2017	Specific Budgets of National Government Agencies	1101101	121,546,000	20,024,000	25,000,000			166,570,000					121,546,000	20,024,000	25,000,000		166,570,000	
	GARO No. 2017-1	12/01/2017	Retirement and Life Insurance Premiums	1104102	9,740,000					9,740,000					9,740,000				9,740,000	
	SARO-CAR-17-0001030	08/02/2017	Pension and Gratuity Fund	1101407	284,467					284,467					284,467				284,467	
	SARO-CAR-17-0004398	30/03/2017	Specific Budgets of National Government Agencies	1101101	3,668,000					3,668,000					3,668,000				3,668,000	
	SARO-CAR-17-0004399	30/03/2017	Miscellaneous Personnel Benefits Fund	1101406	13,044,719					13,044,719					13,044,719				13,044,719	
	SARO-CAR-17-0004400	30/03/2017	Retirement and Life Insurance Premiums	1104102	1,349,302					1,349,302					1,349,302				1,349,302	
	SARO-CAR-17-0008354	13/06/2017	Pension and Gratuity Fund	1101407	191,498					191,498					191,498				191,498	
	Conner District Hospital				50,381,462	5,718,000	9,500,000			65,599,462					50,381,462	5,718,000	9,500,000		65,599,462	
	GAA FY 2017	12/01/2017	Specific Budgets of National Government Agencies	1101101	32,162,000	5,718,000	9,500,000			47,380,000					32,162,000	5,718,000	9,500,000		47,380,000	
	GARO 2017	12/01/2017	Retirement and Life Insurance Premiums	1104102	2,687,000					2,687,000					2,687,000				2,687,000	
	SARO-CAR-17-0003302	13/03/2017	Miscellaneous Personnel Benefits Fund	1101406	12,543,614					12,543,614					12,543,614				12,543,614	
	SARO-CAR-17-0003303	13/03/2017	Retirement and Life Insurance Premiums	1104102	610,724					610,724					610,724				610,724	
	SARO-CAR-17-0022042	27/11/2017	Pension and Gratuity Fund	1101407	2,001,176					2,001,176					2,001,176				2,001,176	
	SARO-CAR-17-0022044	27/11/2017	Retirement and Life Insurance Premiums	1104102	376,948					376,948					376,948				376,948	
	Far North Luzon General Hospital and Training Center				126,910,556	16,560,000	25,000,000			168,470,556					126,910,556	16,560,000	25,000,000		168,470,556	
	GAA FY 2017	12/01/2017	Specific Budgets of National Government Agencies	1101101	86,107,000	16,560,000	25,000,000			127,667,000					86,107,000	16,560,000	25,000,000		127,667,000	
	GARO FY 2017	12/01/2017	Retirement and Life Insurance Premiums	1104102	6,998,000					6,998,000					6,998,000				6,998,000	
	SARO-CAR-17-0023195	05/12/2017	Miscellaneous Personnel Benefits Fund	1101406	31,229,252					31,229,252					31,229,252				31,229,252	
	SARO-CAR-17-0023196	05/12/2017	Retirement and Life Insurance Premiums	1104102	2,576,304					2,576,304					2,576,304				2,576,304	
	Region XIII - CARAGA				591,683,679	559,431,161	298,120,000			1,449,234,840					591,683,679	559,431,161	298,120,000		1,449,234,840	
	Caraga Centers for Health Development				103,195,438	495,527,000	265,520,000			864,242,438					103,195,438	495,527,000	265,520,000		864,242,438	
	GAA FY 2017	12/01/2017	Specific Budgets of National Government Agencies	1101101	89,617,000	498,777,000	206,520,000			794,914,000					89,617,000	498,777,000	206,520,000		794,914,000	
	SARO-BMB-B-17-0001632	16/02/2017	Retirement and Life Insurance Premiums	1104102	6,649,000					6,649,000					6,649,000				6,649,000	
	SARO-RO XIII-17-0009781	06/07/2017	Pension and Gratuity Fund	1101407	549,638					549,638					549,638				549,638	
	SARO-RO XIII-17-0010082	07/07/2017	Specific Budgets of National Government Agencies	1101101			15,000,000			15,000,000							15,000,000		15,000,000	
	SARO-RO XIII-17-0012480	14/08/2017	Specific Budgets of National Government Agencies	1101101			7,000,000			7,000,000							7,000,000		7,000,000	
	SARO-ROXIII-17-0002154	24/02/2017	Pension and Gratuity Fund	1101407	732,322					732,322					732,322				732,322	
	SARO-ROXIII-17-0003130	10/03/2017	Pension and Gratuity Fund	1101407	281,235					281,235					281,235				281,235	
	SARO-ROXIII-17-0004056	23/03/2017	Specific Budgets of National Government Agencies	1101101			37,000,000			37,000,000							37,000,000		37,000,000	
	SARO-ROXIII-17-0004736	06/04/2017	Pension and Gratuity Fund	1101407	347,540					347,540					347,540				347,540	
	SARO-ROXIII-17-0013092	23/08/2017	Pension and Gratuity Fund	1101407	564,370					564,370					564,370				564,370	
	SARO-ROXIII-17-0016396	05/10/2017	Pension and Gratuity Fund	1101407	398,548					398,548					398,548				398,548	
	SARO-ROXIII-17-0018829	06/11/2017	Pension and Gratuity Fund	1101407	432,731					432,731					432,731				432,731	
	SARO-ROXIII-17-0020435	17/11/2017	Pension and Gratuity Fund	1101407	373,054					373,054					373,054				373,054	
	SARO-ROXIII-17-0023801	11/12/2017	Specific Budgets of National Government Agencies	1101101	3,250,000	-3,250,000									3,250,000	-3,250,000				
	Caraga Regional Hospital				226,319,170	42,400,000	22,600,000			291,319,170					226,319,170	42,400,000	22,600,000		291,319,170	
	GAA FY 2017	12/01/2017	Retirement and Life Insurance Premiums	1104102	13,299,000					13,299,000					13,299,000				13,299,000	
	GAA FY 2017	12/01/2017	Specific Budgets of National Government Agencies	1101101	175,698,000	52,775,000	22,600,000			251,073,000					175,698,000	52,775,000	22,600,000		251,073,000	
	SARO-ROXIII-17-0000396	26/01/2017	Pension and Gratuity Fund	1101407	225,231					225,231					225,231				225,231	
	SARO-ROXIII-17-0000446	27/01/2017	Pension and Gratuity Fund	1101407	645,360					645,360					645,360				645,360	
	SARO-ROXIII-17-0001037	08/02/2017	Pension and Gratuity Fund	1101407	46,486					46,486					46,486				46,486	
	SARO-ROXIII-17-0001038	08/02/2017	Pension and Gratuity Fund	1101407	31,851					31,851					31,851				31,851	
	SARO-ROXIII-17-0004665	05/04/2017	Pension and Gratuity Fund	1101407	267,889					267,889					267,889				267,889	
	SARO-ROXIII-17-0004666	05/04/2017	Pension and Gratuity Fund	1101407	554,747					554,747					554,747				554,747	
	SARO-ROXIII-17-0005649	24/04/2017	Pension and Gratuity Fund	1101407																

**FAR No. 1-B**  
**LIST OF ALLOTMENTS AND SUB-ALLOTMENTS**

As of the Quarter Ending December 31, 2017

Department: Department of Health (DOH)

Agency: Office of the Secretary

Operating Unit: All

Organization Code (UACS): 130010000000

Fund Cluster: 01 - Regular Agency Fund

Authorization: 01 - Current Year Appropriations

Report Status: ALL

No.	Allotments / Sub-Allotments			Funding Source	UACS Code	Allotments					Sub-Allotment to Regions/Operating Units					Total Allotments / Net of Sub-allotments				
	Number	Date	Description			PS	MOOE	CO	FINEX	Total	PS	MOOE	CO	FINEX	Total	PS	MOOE	CO	FINEX	Total
1	2	3	4	5	6	7	8	9	10=(6+7+8+9)	11	12	13	14	15=(11+12+13+14)	16	17	18	19	20=(16+17+18+19)	
	SARO-ROXIII-17-0008720	19/06/2017	Pension and Gratuity Fund	1101407	124,894				124,894						124,894				124,894	
	SARO-ROXIII-17-0014243	07/09/2017	Pension and Gratuity Fund	1101407	58,748				58,748						58,748				58,748	
	SARO-ROXIII-17-0015254	20/09/2017	Pension and Gratuity Fund	1101407	353,964				353,964						353,964				353,964	
	SARO-ROXIII-17-0016538	06/10/2017	Pension and Gratuity Fund	1101407	133,367				133,367						133,367				133,367	
	SARO-ROXIII-17-0016551	06/10/2017	Pension and Gratuity Fund	1101407	126,761				126,761						126,761				126,761	
	SARO-ROXIII-17-0018105	26/10/2017	Pension and Gratuity Fund	1101407	130,695				130,695						130,695				130,695	
	SARO-ROXIII-17-0018264	27/10/2017	Pension and Gratuity Fund	1101407	135,156				135,156						135,156				135,156	
	SARO-ROXIII-17-0022085	27/11/2017	Miscellaneous Personnel Benefits Fund	1101406	21,998,649				21,998,649						21,998,649				21,998,649	
	SARO-ROXIII-17-0022087	27/11/2017	Retirement and Life Insurance Premiums	1104102	1,716,040				1,716,040						1,716,040				1,716,040	
	SARO-ROXIII-17-0025626	27/12/2017	Specific Budgets of National Government Agencies	1101101	10,375,000	-10,375,000									10,375,000	-10,375,000				
	Adela Serra Ty Memorial Medical Center				219,709,019	17,451,161	10,000,000		247,160,180						219,709,019	17,451,161	10,000,000		247,160,180	
	GAA FY 2017	12/01/2017	Specific Budgets of National Government Agencies	1101101	142,040,000	24,156,000	10,000,000		176,196,000						142,040,000	24,156,000	10,000,000		176,196,000	
	GARO No. 2017-1	12/01/2017	Retirement and Life Insurance Premiums	1104102	11,480,000				11,480,000						11,480,000				11,480,000	
	SARO-ROXIII-17-0002951	07/03/2017	Specific Budgets of National Government Agencies	1101101	958,230				958,230						958,230				958,230	
	SARO-ROXIII-17-0012478	14/08/2017	Specific Budgets of National Government Agencies	1101101	206,356				206,356						206,356				206,356	
	SARO-ROXIII-17-0013334	25/08/2017	Miscellaneous Personnel Benefits Fund	1101406	49,967,861				49,967,861						49,967,861				49,967,861	
	SARO-ROXIII-17-0013349	25/08/2017	Retirement and Life Insurance Premiums	1104102	4,552,029				4,552,029						4,552,029				4,552,029	
	SARO-ROXIII-17-0015609	26/09/2017	Specific Budgets of National Government Agencies	1101101	39,163				39,163						39,163				39,163	
	SARO-ROXIII-17-0016570	06/10/2017	Pension and Gratuity Fund	1101407	2,451,916				2,451,916						2,451,916				2,451,916	
	SARO-ROXIII-17-0018313	27/10/2017	Pension and Gratuity Fund	1101407	512,627				512,627						512,627				512,627	
	SARO-ROXIII-17-0019657	14/11/2017	Pension and Gratuity Fund	1101407	159,185				159,185						159,185				159,185	
	SARO-ROXIII-17-0022269	27/11/2017	Miscellaneous Personnel Benefits Fund	1101406	589,858				589,858						589,858				589,858	
	SARO-ROXIII-17-0022270	27/11/2017	Retirement and Life Insurance Premiums	1104102	46,955				46,955						46,955				46,955	
	SARO-ROXIII-17-0023894	12/12/2017	Specific Budgets of National Government Agencies	1101101	6,704,839	-6,704,839									6,704,839	-6,704,839				
	CARAGA Rehabilitation Center				42,460,052	4,053,000			46,513,052						42,460,052	4,053,000			46,513,052	
	GAA FY 2017	12/01/2017	Specific Budgets of National Government Agencies	1101101		4,641,000			4,641,000							4,641,000			4,641,000	
	SARO-ROXIII-17-0000545	27/01/2017	Miscellaneous Personnel Benefits Fund	1101406	37,566,416				37,566,416						37,566,416				37,566,416	
	SARO-ROXIII-17-0006717	19/07/2017	Retirement and Life Insurance Premiums	1104102	2,764,277				2,764,277						2,764,277				2,764,277	
	SARO-ROXIII-17-0022178	27/11/2017	Miscellaneous Personnel Benefits Fund	1101406	1,427,528				1,427,528						1,427,528				1,427,528	
	SARO-ROXIII-17-0022179	27/11/2017	Retirement and Life Insurance Premiums	1104102	113,831				113,831						113,831				113,831	
	SARO-ROXIII-17-0024989	20/12/2017	Specific Budgets of National Government Agencies	1101101	588,000	-588,000									588,000	-588,000				
	Region IVB - MIMAROPA				407,537,972	535,627,942	402,496,000		1,345,661,914			-1,000,000		-1,000,000	407,537,972	534,627,942	402,496,000		1,344,661,914	
	MIMAROPA Centers for Health Development				93,194,163	474,233,000	357,496,000		924,923,163			-1,000,000		-1,000,000	93,194,163	473,233,000	357,496,000		923,923,163	
	GAA FY 2017	12/01/2017	Specific Budgets of National Government Agencies	1101101	78,324,000	477,383,000	310,896,000		866,603,000			-1,000,000		-1,000,000	78,324,000	476,383,000	310,896,000		865,603,000	
	GARO # 2017-01	07/02/2017	Retirement and Life Insurance Premiums	1104102	6,421,000				6,421,000						6,421,000				6,421,000	
	SARO-ROIVB-17-0006412	10/05/2017	Pension and Gratuity Fund	1101407	327,565				327,565						327,565				327,565	
	SARO-ROIVB-17-0011865	04/08/2017	Specific Budgets of National Government Agencies	1101101			30,600,000		30,600,000								30,600,000		30,600,000	
	SARO-ROIVB-17-0011867	04/08/2017	Specific Budgets of National Government Agencies	1101101			16,000,000		16,000,000								16,000,000		16,000,000	
	SARO-ROIVB-17-0022598	15/12/2017	Miscellaneous Personnel Benefits Fund	1101406	4,595,757				4,595,757						4,595,757				4,595,757	
	SARO-ROIVB-17-0022599	29/11/2017	Retirement and Life Insurance Premiums	1104102	375,841				375,841						375,841				375,841	
	SARO-ROIVB-17-0024616	19/12/2017	Specific Budgets of National Government Agencies	1101101	3,150,000	-3,150,000									3,150,000	-3,150,000				
	Culion Sanitarium and General Hospital				109,997,840	18,546,000	10,000,000		138,543,840						109,997,840	18,546,000	10,000,000		138,543,840	
	GAA FY 2017	12/01/2017	Specific Budgets of National Government Agencies	1101101	76,003,000	22,396,000	10,000,000		108,399,000						76,003,000	22,396,000	10,000,000		108,399,000	
	GARO No. 2017-1	12/01/2017	Retirement and Life Insurance Premiums	1104102	5,311,000				5,311,000						5,311,000				5,311,000	
	SARO-ROIVB-17-0002488	02/03/2017	Specific Budgets of National Government Agencies	1101101	159,052				159,052						159,052				159,052	
	SARO-ROIVB-17-0003525	15/03/2017	Pension and Gratuity Fund	1101407	95,316				95,316						95,316				95,316	
	SARO-ROIVB-17-0007495	25/05/2017	Specific Budgets of National Government Agencies	1101101	735,570				735,570						735,570				735,570	
	SARO-ROIVB-17-0007662	30/05/2017	Specific Budgets of National Government Agencies	1101101	31,537				31,537						31,537				31,537	
	SARO-ROIVB-17-0013352	25/08/2017	Miscellaneous Personnel Benefits Fund	1101406	14,027,882				14,027,882						14,027,882				14,027,882	
	SARO-ROIVB-17-0013353	25/08/2017	Retirement and Life Insurance Premiums	1104102	1,026,518				1,026,518						1,026,518				1,026,518	
	SARO-ROIVB-17-0014811	14/09/2017	Specific Budgets of National Government Agencies	1101101	167,997				167,997						167,997				167,997	
	SARO-ROIVB-17-0019187	09/11/2017	Miscellaneous Personnel Benefits Fund	1101406	1,129,868				1,129,868						1,129,868				1,129,868	
	SARO-ROIVB-17-0019188	09/11/2017	Retirement and Life Insurance Premiums	1104102	89,012				89,012						89,012				89,012	
	SARO-ROIVB-17-0024240	14/12/2017	Miscellaneous Personnel Benefits Fund	1101406	6,862,706				6,862,706						6,862,706				6,862,706	
	SARO-ROIVB-17-0024241	14/12/2017	Retirement and Life Insurance Premiums	1104102	508,382				508,382						508,382				508,382	
	SARO-ROIVB-17-0024247	14/12/2017	Specific Budgets of National Government Agencies	1101101	3,850,000	-3,850,000									3,850,000	-3,850,000				
	Ospital ng Palawan				204,345,969	42,848,942	35,000,000		282,194,911						204,345,969	42,848,942	35,000,000		282,194,911	
	GAA FY 2017	12/01/2017	Specific Budgets of National Government Agencies	1101101	143,274,000	45,511,000	25,000,000		213,785,000						143,274,000	45,511,000	25,000,000		213,785,000	
	GARO No. 2017-1	03/01/2017	Retirement and Life Insurance Premiums	1104102	11,285,000				11,285,000						11,285,000				11,285,000	
	SARO-ROIVB-17-0000645	31/01/2017	Pension and Gratuity Fund	1101407	617,006				617,006						617,006				617,00	

**FAR No. 1-B**  
**LIST OF ALLOTMENTS AND SUB-ALLOTMENTS**  
**As of the Quarter Ending December 31, 2017**

**Department: Department of Health (DOH)**  
**Agency: Office of the Secretary**  
**Operating Unit: All**  
**Organization Code (UACS): 130010000000**  
**Fund Cluster: 01 - Regular Agency Fund**

**Authorization: 01 - Current Year Appropriations**  
**Report Status: ALL**

No.	Allotments / Sub-Allotments		Description	UACS Code	Allotments					Sub-Allotment to Regions/Operating Units					Total Allotments / Net of Sub-allotments				
	Number	Date			PS	MOOE	CO	FINEX	Total	PS	MOOE	CO	FINEX	Total	PS	MOOE	CO	FINEX	Total
	2	3	4	5	6	7	8	9	10=(6+7+8+9)	11	12	13	14	15=(11+12+13+14)	16	17	18	19	20=(16+17+18+19)
	SARO-ROIVB-17-0011500	01/08/2017	Pension and Gratuity Fund	1101407	121,036				121,036						121,036				121,036
	SARO-ROIVB-17-0011503	01/08/2017	Pension and Gratuity Fund	1101407	631,590				631,590						631,590				631,590
	SARO-ROIVB-17-0021433	22/11/2017	Pension and Gratuity Fund	1101407	172,695				172,695						172,695				172,695
	SARO-ROIVB-17-0023633	08/12/2017	Miscellaneous Personnel Benefits Fund	1101406	41,252,078				41,252,078						41,252,078				41,252,078
	SARO-ROIVB-17-0023634	08/12/2017	Retirement and Life Insurance Premiums	1104102	3,048,002				3,048,002						3,048,002				3,048,002
	SARO-ROIVB-17-0024243	14/12/2017	Specific Budgets of National Government Agencies	1101101	2,662,058	-2,662,058									2,662,058	-2,662,058			
	SARO-ROIVB-17-0024350	15/12/2017	Pension and Gratuity Fund	1101407	53,882				53,882						53,882				53,882
	<b>Sub-total</b>				<b>31,095,323,902.88</b>	<b>39,110,656,201.12</b>	<b>28,520,264,216</b>		<b>98,726,244,320</b>	<b>-1,845,744,716.91</b>	<b>-4,960,201,732.03</b>	<b>-11,033,713,166</b>		<b>-17,839,659,614.94</b>	<b>29,249,579,185.97</b>	<b>34,150,454,469.09</b>	<b>17,486,551,050</b>		<b>80,886,584,705.06</b>
	B. Sub-allotments received from Central Office/Regional Office																		
	Region I - Ilocos				101,836,052.49	334,595,083.76	439,712,000		876,143,136.25					-1,950,000	101,836,052.49	332,645,083.76	439,712,000		874,193,136.25
	Ilocos Centers for Health Development				13,019,052.49	130,626,922.10	39,481,000		183,126,974.59					-1,950,000	13,019,052.49	128,676,922.10	39,481,000		181,176,974.59
	SAA No. 2017-01-0001	04/01/2017	Specific Budgets of National Government Agencies	1101101		2,090,000			2,090,000							2,090,000			2,090,000
	SAA No. 2017-01-0006	31/01/2017	Specific Budgets of National Government Agencies	1101101		300,000			300,000					-300,000		-300,000			
	SAA No. 2017-02-0022	01/02/2017	Specific Budgets of National Government Agencies	1101101		585,380			585,380							585,380			585,380
	SAA No. 2017-02-0104	06/02/2017	Specific Budgets of National Government Agencies	1101101		38,710,000			38,710,000							38,710,000			38,710,000
	SAA No. 2017-02-0120	07/02/2017	Specific Budgets of National Government Agencies	1101101		780,000			780,000							780,000			780,000
	SAA No. 2017-02-0137	10/02/2017	Specific Budgets of National Government Agencies	1101101		6,599,700			6,599,700					-450,000		-450,000			6,149,700
	SAA No. 2017-02-0156	13/02/2017	Specific Budgets of National Government Agencies	1101101		235,440			235,440							235,440			235,440
	SAA No. 2017-02-0189	17/03/2017	Specific Budgets of National Government Agencies	1101101		13,100,000			13,100,000							13,100,000			13,100,000
	SAA No. 2017-02-0254	23/02/2017	Specific Budgets of National Government Agencies	1101101		350,000			350,000							350,000			350,000
	SAA No. 2017-03-0319	07/03/2017	Specific Budgets of National Government Agencies	1101101	829,000				829,000						829,000				829,000
	SAA No. 2017-03-0402	15/03/2017	Specific Budgets of National Government Agencies	1101101		918,652			918,652							918,652			918,652
	SAA No. 2017-03-0582	20/03/2017	Specific Budgets of National Government Agencies	1101101		400,000			400,000							400,000			400,000
	SAA No. 2017-03-0606	23/03/2017	Specific Budgets of National Government Agencies	1101101		316,700			316,700							316,700			316,700
	SAA No. 2017-03-0618	23/03/2017	Specific Budgets of National Government Agencies	1101101		250,000			250,000							250,000			250,000
	SAA No. 2017-03-0634	23/03/2017	Specific Budgets of National Government Agencies	1101101		275,000			275,000							275,000			275,000
	SAA No. 2017-03-421	14/03/2017	Specific Budgets of National Government Agencies	1101101		738,600			738,600							738,600			738,600
	SAA No. 2017-03-441	15/03/2017	Specific Budgets of National Government Agencies	1101101		2,163,168			2,163,168							2,163,168			2,163,168
	SAA No. 2017-04-0722	12/04/2017	Specific Budgets of National Government Agencies	1101101		245,000			245,000							245,000			245,000
	SAA No. 2017-04-0744	21/04/2017	Specific Budgets of National Government Agencies	1101101		715,294			715,294							715,294			715,294
	SAA No. 2017-04-0760	21/04/2017	Specific Budgets of National Government Agencies	1101101		282,353			282,353							282,353			282,353
	SAA No. 2017-05-0807	04/05/2017	Specific Budgets of National Government Agencies	1101101		200,000			200,000							200,000			200,000
	SAA No. 2017-05-0869	12/05/2017	Specific Budgets of National Government Agencies	1101101		16,716,900			16,716,900							16,716,900			16,716,900
	SAA No. 2017-05-0889	19/05/2017	Specific Budgets of National Government Agencies	1101101		1,500,000			1,500,000							1,500,000			1,500,000
	SAA No. 2017-05-0905	19/05/2017	Specific Budgets of National Government Agencies	1101101		1,000,000			1,000,000					-1,000,000		-1,000,000			
	SAA No. 2017-05-0931	24/05/2017	Specific Budgets of National Government Agencies	1101101		450,000			450,000							450,000			450,000
	SAA No. 2017-05-0938	24/05/2017	Specific Budgets of National Government Agencies	1101101		360,528			360,528							360,528			360,528
	SAA No. 2017-05-0960	30/05/2017	Specific Budgets of National Government Agencies	1101101		895,500			895,500							895,500			895,500
	SAA No. 2017-05-0998	31/05/2017	Specific Budgets of National Government Agencies	1101101		360,528			360,528							360,528			360,528
	SAA No. 2017-05-1014	31/05/2017	Specific Budgets of National Government Agencies	1101101			28,000,000		28,000,000								28,000,000		28,000,000
	SAA No. 2017-06-1024	01/06/2017	Specific Budgets of National Government Agencies	1101101		500,000			500,000							500,000			500,000
	SAA No. 2017-06-1041	02/06/2017	Specific Budgets of National Government Agencies	1101101		1,788,000			1,788,000					-200,000		-200,000			1,588,000
	SAA No. 2017-06-1113	14/06/2017	Specific Budgets of National Government Agencies	1101101		1,000,000			1,000,000							1,000,000			1,000,000
	SAA No. 2017-06-1144	20/06/2017	Specific Budgets of National Government Agencies	1101101	5,080,501.20				5,080,501.20						5,080,501.20				5,080,501.20
	SAA No. 2017-06-1179	28/06/2017	Specific Budgets of National Government Agencies	1101101			58,000,000		58,000,000								58,000,000		58,000,000
	SAA No. 2017-06-1259	29/06/2017	Specific Budgets of National Government Agencies	1101101		500,000			500,000							500,000			500,000
	SAA No. 2017-07-1306	05/07/2017	Specific Budgets of National Government Agencies	1101101		200,000			200,000							200,000			200,000
	SAA No. 2017-07-1359	07/07/2017	Specific Budgets of National Government Agencies	1101101		23,000	10,181,000		10,204,000						23,000	10,181,000			10,204,000
	SAA No. 2017-07-1369	07/07/2017	Specific Budgets of National Government Agencies	1101101		360,528			360,528							360,528			360,528
	SAA No. 2017-07-1385	11/07/2017	Specific Budgets of National Government Agencies	1101101			-58,000,000		-58,000,000								-58,000,000		-58,000,000
	SAA No. 2017-07-1427	14/07/2017	Specific Budgets of National Government Agencies	1101101		200,000			200,000							200,000			200,000
	SAA No. 2017-07-1444	18/07/2017	Specific Budgets of National Government Agencies	1101101		3,000,000			3,000,000							3,000,000			3,000,000
	SAA No. 2017-07-1454	19/07/2017	Specific Budgets of National Government Agencies	1101101		2,000,000			2,000,000							2,000,000			2,000,000
	SAA No. 2017-07-1468	27/07/2017	Specific Budgets of National Government Agencies	1101101		50,000			50,000							50,000			50,000
	SAA No. 2017-08-1547	03/08/2017	Specific Budgets of National Government Agencies	1101101			1,300,000		1,300,000								1,300,000		1,300,000
	SAA No. 2017-08-1679	16/08/2017	Specific Budgets of National Government Agencies	1101101		5,000,000			5,000,000							5,000,000			5,000,000
	SAA No. 2017-08-1694	16/08/2017	Specific Budgets of National Government Agencies	1101101		750,000			750,000							750,000			750,000
	SAA No. 2017-08-1710	16/08/2017	Specific Budgets of National Government Agencies	1101101		1,000,000			1,000,000							1,000,000			1,000,000
	SAA No. 2017-08-1805	29/08/2017	Specific Budgets of National Government Agencies	1101101		1,250,000			1,250,000							1,250,000			1,250,000
	SAA No. 2017-08-1846	11/09/2017	Specific Budgets of National Government Agencies	1101101		384,000			384,000							384,000			384,000
	SAA No. 2017-09-1874	25/09/2017	Specific Budgets of National Government Agencies	1101101		400,000			400,000							400,000			400,000
	SAA No. 2017																		

FAR No. 1-B

LIST OF ALLOTMENTS AND SUB-ALLOTMENTS

As of the Quarter Ending December 31, 2017

Department: Department of Health (DOH)

Agency: Office of the Secretary

Operating Unit: All

Organization Code (UACS): 130010000000

Fund Cluster: 01 - Regular Agency Fund

Authorization: 01 - Current Year Appropriations

Report Status: ALL

No	Allotments / Sub-Allotments		Description	UACS Code	Allotments					Sub-Allotment to Regions/Operating Units					Total Allotments / Net of Sub-allotments						
	Number	Date			PS	MOOE	CO	FINEX	Total	PS	MOOE	CO	FINEX	Total	PS	MOOE	CO	FINEX	Total		
									10=(8+7+9)					13=(11+12+13+14)					20=(16+17+18+19)		
	SAA No. 2017-11-2073	02/11/2017	Specific Budgets of National Government Agencies	1101101		14,500,000			14,500,000									14,500,000		14,500,000	
	SAA No. 2017-11-2079	03/11/2017	Specific Budgets of National Government Agencies	1101101		3,000,000			3,000,000									3,000,000		3,000,000	
	SAA No. 2017-12-2156	06/12/2017	Specific Budgets of National Government Agencies	1101101		3,306,574.10			3,306,574.10									3,306,574.10		3,306,574.10	
	SAA No. 2017-12-2170	04/12/2017	Specific Budgets of National Government Agencies	1101101		117,600			117,600									117,600		117,600	
	SAA No. 2017-12-2185	14/12/2017	Specific Budgets of National Government Agencies	1101101	3,031,193.01				3,031,193.01									3,031,193.01		3,031,193.01	
	SAA No. 2017-12-2211	15/12/2017	National Disaster Risk Reduction and Management Fund ( Calamity Fund )	1101401		250,000			250,000									250,000		250,000	
	Mariano Marcos Memorial Hospital and Medical Center					23,894,000	24,005,631.16	171,342,000	219,241,631.16							23,894,000	24,005,631.16	171,342,000		219,241,631.16	
	SAA No. 17-02-0064	06/02/2017	Specific Budgets of National Government Agencies	1101101		8,300,000			8,300,000									8,300,000		8,300,000	
	SAA No. 17-02-0226	20/02/2017	Specific Budgets of National Government Agencies	1101101		150,000			150,000									150,000		150,000	
	SAA No. 17-03-02	01/03/2017	Specific Budgets of National Government Agencies	1101101		86,400			86,400									86,400		86,400	
	SAA No. 17-03-0330	07/03/2017	Specific Budgets of National Government Agencies	1101101	23,894,000				23,894,000							23,894,000				23,894,000	
	SAA No. 17-03-06	14/03/2017	Specific Budgets of National Government Agencies	1101101		375,000			375,000									375,000		375,000	
	SAA No. 17-03-07	21/03/2017	Specific Budgets of National Government Agencies	1101101		150,000			150,000									150,000		150,000	
	SAA No. 17-04-014	06/04/2017	Specific Budgets of National Government Agencies	1101101		150,000			150,000									150,000		150,000	
	SAA No. 17-04-015	10/04/2017	Specific Budgets of National Government Agencies	1101101		250,000			250,000									250,000		250,000	
	SAA No. 17-04-020	26/04/2017	Specific Budgets of National Government Agencies	1101101		100,000			100,000									100,000		100,000	
	SAA No. 17-04-021	26/04/2017	Specific Budgets of National Government Agencies	1101101		100,000			100,000									100,000		100,000	
	SAA No. 17-04-024	05/05/2017	Specific Budgets of National Government Agencies	1101101		1,000,000			1,000,000									1,000,000		1,000,000	
	SAA No. 17-05-029	08/05/2017	Specific Budgets of National Government Agencies	1101101		1,667,000			1,667,000									1,667,000		1,667,000	
	SAA No. 17-05-033	19/05/2017	Specific Budgets of National Government Agencies	1101101		2,000,000			2,000,000									2,000,000		2,000,000	
	SAA No. 17-10-45	30/10/2017	Specific Budgets of National Government Agencies	1101101		138,119.27			138,119.27									-2,000,000		-2,000,000	
	SAA No. 17-11-048	29/11/2017	Specific Budgets of National Government Agencies	1101101		-2,000,000			-2,000,000									2,000,000		2,000,000	
	SAA No. 17-11-049	29/11/2017	Specific Budgets of National Government Agencies	1101101		2,000,000			2,000,000									2,000,000		2,000,000	
	SAA No. 17-12-054	08/12/2017	Specific Budgets of National Government Agencies	1101101		610,000			610,000									610,000		610,000	
	SAA No. 17-12-057	29/12/2017	Specific Budgets of National Government Agencies	1101101		-1,667,000			-1,667,000									-1,667,000		-1,667,000	
	SAA No. 17-12-058	29/12/2017	Specific Budgets of National Government Agencies	1101101		1,667,000			1,667,000									1,667,000		1,667,000	
	SAA No. 2017-05-0920	22/05/2017	Specific Budgets of National Government Agencies	1101101		300,000			300,000									300,000		300,000	
	SAA No. 2017-06-1170	27/06/2017	Specific Budgets of National Government Agencies	1101101		222,000			222,000									222,000		222,000	
	SAA No. 2017-06-1197	29/06/2017	Specific Budgets of National Government Agencies	1101101		1,000,000			1,000,000									1,000,000		1,000,000	
	SAA No. 2017-07-1348	07/07/2017	Specific Budgets of National Government Agencies	1101101				242,000	242,000										242,000		242,000
	SAA No. 2017-07-1480	27/07/2017	Specific Budgets of National Government Agencies	1101101				7,000,000	7,000,000										7,000,000		7,000,000
	SAA No. 2017-08-1504	03/08/2017	Specific Budgets of National Government Agencies	1101101				86,100,000	86,100,000										86,100,000		86,100,000
	SAA No. 2017-08-1591	09/08/2017	Specific Budgets of National Government Agencies	1101101		100,000			100,000									100,000		100,000	
	SAA No. 2017-08-1607	10/08/2017	Specific Budgets of National Government Agencies	1101101				78,000,000	78,000,000										78,000,000		78,000,000
	SAA No. 2017-08-1682	16/08/2017	Specific Budgets of National Government Agencies	1101101		2,000,000			2,000,000									2,000,000		2,000,000	
	SAA No. 2017-08-1687	16/08/2017	Specific Budgets of National Government Agencies	1101101		300,000			300,000									300,000		300,000	
	SAA No. 2017-08-1698	16/08/2017	Specific Budgets of National Government Agencies	1101101		500,000			500,000									500,000		500,000	
	SAA No. 2017-08-1762	16/08/2017	Specific Budgets of National Government Agencies	1101101		737,111.89			737,111.89									737,111.89		737,111.89	
	SAA No. 2017-08-1783	29/08/2017	Specific Budgets of National Government Agencies	1101101		1,000,000			1,000,000									1,000,000		1,000,000	
	SAA No. 2017-09-1832	06/09/2017	Specific Budgets of National Government Agencies	1101101		100,000			100,000									100,000		100,000	
	SAA No. 2017-10-1951	05/10/2017	Specific Budgets of National Government Agencies	1101101		170,000			170,000									170,000		170,000	
	SAA No. 2017-10-2011	27/10/2017	Specific Budgets of National Government Agencies	1101101		1,000,000			1,000,000									1,000,000		1,000,000	
	SAA No. 2017-12-2205	14/12/2017	Specific Budgets of National Government Agencies	1101101		1,500,000			1,500,000									1,500,000		1,500,000	
	Region I Medical Center					37,035,000	82,676,000	158,789,000	278,500,000									37,035,000	82,676,000	158,789,000	278,500,000
	SAA No. 17-03-04	08/03/2017	Specific Budgets of National Government Agencies	1101101		170,000			170,000									170,000		170,000	
	SAA No. 17-02-0065	06/02/2017	Specific Budgets of National Government Agencies	1101101		13,800,000			13,800,000									13,800,000		13,800,000	
	SAA No. 17-02-0235	20/02/2017	Specific Budgets of National Government Agencies	1101101		800,000			800,000									800,000		800,000	
	SAA No. 17-03-03	08/03/2017	Specific Budgets of National Government Agencies	1101101		150,000			150,000									150,000		150,000	
	SAA No. 17-03-0344	07/03/2017	Specific Budgets of National Government Agencies	1101101	37,035,000				37,035,000									37,035,000		37,035,000	
	SAA No. 17-03-0454	15/03/2017	Specific Budgets of National Government Agencies	1101101		500,000			500,000									500,000		500,000	
	SAA No. 17-03-05	08/03/2017	Specific Budgets of National Government Agencies	1101101		189,000			189,000									189,000		189,000	
	SAA No. 17-03-0533	17/03/2017	Specific Budgets of National Government Agencies	1101101		1,000,000			1,000,000									1,000,000		1,000,000	
	SAA No. 17-03-0545	17/03/2017	Specific Budgets of National Government Agencies	1101101		200,000			200,000									200,000		200,000	
	SAA No. 17-03-09	21/03/2017	Specific Budgets of National Government Agencies	1101101		150,000			150,000									150,000		150,000	
	SAA No. 17-04-013	06/04/2017	Specific Budgets of National Government Agencies	1101101		150,000			150,000									150,000		150,000	
	SAA No. 17-04-016	10/04/2017	Specific Budgets of National Government Agencies	1101101		250,000			250,000									250,000		250,000	
	SAA No. 17-04-019	26/04/2017	Specific Budgets of National Government Agencies	1101101		100,000			100,000									100,000		100,000	
	SAA No. 17-04-022	26/04/2017	Specific Budgets of National Government Agencies	1101101		100,000			100,000									100,000		100,000	
	SAA No. 17-05-025	05/05/2017	Specific Budgets of National Government Agencies	1101101		1,000,000			1,000,000									1,000,000		1,000,000	
	SAA No. 17-05-028	08/05/2017	Specific Budgets of National Government Agencies	1																	

**FAR No. 1-B**  
**LIST OF ALLOTMENTS AND SUB-ALLOTMENTS**  
**As of the Quarter Ending December 31, 2017**  
**Department: Department of Health (DOH)**  
**Agency: Office of the Secretary**  
**Operating Unit: All**  
**Organization Code (UACS): 130010000000**  
**Fund Cluster: 01 - Regular Agency Fund**

**Authorization: 01 - Current Year Appropriations**  
**Report Status: ALL**

No.	Allotments / Sub-Allotments		Funding Source		Allotments					Sub-Allotment to Regions/Operating Units					Total Allotments / Net of Sub-allotments				
	Number	Date	Description	UACS Code	PS	MOOE	CO	FINEX	Total	PS	MOOE	CO	FINEX	Total	PS	MOOE	CO	FINEX	Total
					6	7	8	9	10=(6+7+8+9)	11	12	13	14	15=(11+12+13+14)	16	17	18	19	20=(16+17+18+19)
	SAA No. 17-06-1198	29/06/2017	Specific Budgets of National Government Agencies	1101101		1,000,000				1,000,000									1,000,000
	SAA No. 17-07-1349	07/07/2017	Specific Budgets of National Government Agencies	1101101			242,000			242,000									242,000
	SAA No. 17-07-1426	14/07/2017	Specific Budgets of National Government Agencies	1101101		300,000				300,000									300,000
	SAA No. 17-07-1448	18/07/2017	Specific Budgets of National Government Agencies	1101101		1,000,000				1,000,000									1,000,000
	SAA No. 17-08-1503	03/08/2017	Specific Budgets of National Government Agencies	1101101				110,600,000		110,600,000									110,600,000
	SAA No. 17-08-1576	09/08/2017	Specific Budgets of National Government Agencies	1101101		40,000,000				40,000,000									40,000,000
	SAA No. 17-08-1608	10/08/2017	Specific Budgets of National Government Agencies	1101101			17,000,000			17,000,000									17,000,000
	SAA No. 17-08-1624	10/08/2017	Specific Budgets of National Government Agencies	1101101			26,800,000			26,800,000									26,800,000
	SAA No. 17-08-1678	16/08/2017	Specific Budgets of National Government Agencies	1101101		15,000,000				15,000,000									15,000,000
	SAA No. 17-08-1683	16/08/2017	Specific Budgets of National Government Agencies	1101101		2,000,000				2,000,000									2,000,000
	SAA#2017-10-2012	27/10/2017	Specific Budgets of National Government Agencies	1101101		500,000				500,000									500,000
	Ilcosos Training and Regional Medical Center				20,701,000	91,469,030.50	60,100,000			172,270,030.50					20,701,000	91,469,030.50	60,100,000		172,270,030.50
	SAA No. 17-03-08	21/03/2017	Specific Budgets of National Government Agencies	1101101		300,000				300,000									300,000
	SAA No. 17-04-012	06/04/2017	Specific Budgets of National Government Agencies	1101101		150,000				150,000									150,000
	SAA No. 17-04-017	10/04/2017	Specific Budgets of National Government Agencies	1101101		500,000				500,000									500,000
	SAA No. 17-04-018	26/04/2017	Specific Budgets of National Government Agencies	1101101		100,000				100,000									100,000
	SAA No. 17-04-023	26/04/2017	Specific Budgets of National Government Agencies	1101101		100,000				100,000									100,000
	SAA No. 17-05-026	05/05/2017	Specific Budgets of National Government Agencies	1101101		1,000,000				1,000,000									1,000,000
	SAA No. 17-05-027	08/05/2017	Specific Budgets of National Government Agencies	1101101		1,667,000				1,667,000									1,667,000
	SAA No. 17-05-030	17/05/2017	Specific Budgets of National Government Agencies	1101101		1,500,000				1,500,000									1,500,000
	SAA No. 17-05-031	19/05/2017	Specific Budgets of National Government Agencies	1101101		86,400				86,400									86,400
	SAA No. 17-05-034	19/05/2017	Specific Budgets of National Government Agencies	1101101		2,000,000				2,000,000									2,000,000
	SAA No. 17-05-035	31/05/2017	Specific Budgets of National Government Agencies	1101101		1,500,000				1,500,000									1,500,000
	SAA No. 17-05-036	31/05/2017	Specific Budgets of National Government Agencies	1101101		500,000				500,000									500,000
	SAA No. 17-06-040	05/06/2017	Specific Budgets of National Government Agencies	1101101		550,930.50				550,930.50									550,930.50
	SAA No. 17-06-041	05/06/2017	Specific Budgets of National Government Agencies	1101101		1,000,000				1,000,000									1,000,000
	SAA No. 17-07-042	04/07/2017	Specific Budgets of National Government Agencies	1101101		114,700				114,700									114,700
	SAA No. 17-07-043	06/07/2017	Specific Budgets of National Government Agencies	1101101		200,000				200,000									200,000
	SAA No. 17-12-053	08/12/2017	Specific Budgets of National Government Agencies	1101101		3,000,000				3,000,000									3,000,000
	SAA No. 17-12-055	29/12/2017	Specific Budgets of National Government Agencies	1101101		-1,667,000				-1,667,000									-1,667,000
	SAA No. 17-12-056	29/12/2017	Specific Budgets of National Government Agencies	1101101		1,667,000				1,667,000									1,667,000
	SAA No. 17-12-059	29/12/2017	Specific Budgets of National Government Agencies	1101101	900,000					900,000					900,000				900,000
	SAA No. 2017-02-0063	06/02/2017	Specific Budgets of National Government Agencies	1101101		19,600,000				19,600,000									19,600,000
	SAA No. 2017-02-0221	20/02/2017	Specific Budgets of National Government Agencies	1101101		5,100,000				5,100,000									5,100,000
	SAA No. 2017-03-0320	07/03/2017	Specific Budgets of National Government Agencies	1101101	19,801,000					19,801,000					19,801,000				19,801,000
	SAA No. 2017-06-1196	29/06/2017	Specific Budgets of National Government Agencies	1101101		1,000,000				1,000,000									1,000,000
	SAA No. 2017-07-1470	27/07/2017	Specific Budgets of National Government Agencies	1101101			37,000,000			37,000,000									37,000,000
	SAA No. 2017-08-1505	03/08/2017	Specific Budgets of National Government Agencies	1101101			23,100,000			23,100,000									23,100,000
	SAA No. 2017-08-1573	09/08/2017	Specific Budgets of National Government Agencies	1101101		40,000,000				40,000,000									40,000,000
	SAA No. 2017-08-1677	24/08/2017	Specific Budgets of National Government Agencies	1101101		10,000,000				10,000,000									10,000,000
	SAA No. 2017-08-1785	29/08/2017	Specific Budgets of National Government Agencies	1101101		1,000,000				1,000,000									1,000,000
	SAA No. 2017-11-046	29/11/2017	Specific Budgets of National Government Agencies	1101101		-2,000,000				-2,000,000									-2,000,000
	SAA No. 2017-11-046	29/11/2017	Specific Budgets of National Government Agencies	1101101		2,000,000				2,000,000									2,000,000
	SAA No. 2017-12-10-2013	27/10/2017	Specific Budgets of National Government Agencies	1101101		500,000				500,000									500,000
	Dagupan Rehabilitation Center				7,187,000	5,817,500	10,000,000			23,004,500					7,187,000	5,817,500	10,000,000		23,004,500
	SAA No. 2017-03-0303	07/03/2017	Specific Budgets of National Government Agencies	1101101	7,187,000					7,187,000					7,187,000				7,187,000
	SAA No. 2017-03-0381	13/03/2017	Specific Budgets of National Government Agencies	1101101		2,511,000				2,511,000									2,511,000
	SAA No. 2017-07-1330	06/07/2017	Specific Budgets of National Government Agencies	1101101			10,000,000			10,000,000									10,000,000
	SAA No. 2017-09-1904	28/09/2017	Specific Budgets of National Government Agencies	1101101		35,500				35,500									35,500
	SAA No. 2017-10-2061	02/10/2017	Specific Budgets of National Government Agencies	1101101		200,000				200,000									200,000
	SAA No. 2017-10-2066	02/10/2017	Specific Budgets of National Government Agencies	1101101		71,000				71,000									71,000
	SAA No. 2017-10-2066	01/12/2017	Specific Budgets of National Government Agencies	1101101		3,000,000				3,000,000									3,000,000
	Region II - Cagayan Valley				105,065,606.05	188,902,161	635,782,000			929,749,767.05					105,065,606.05	188,902,161	635,782,000		929,749,767.05
	Cagayan Valley Centers for Health Development				18,209,927.45	83,907,161	15,381,000			117,498,088.45					18,209,927.45	83,907,161	15,381,000		117,498,088.45
	SAA No. 2017-01-0007	31/01/2017	Specific Budgets of National Government Agencies	1101101		300,000				300,000									300,000
	SAA No. 2017-02-0023	02/01/2017	Specific Budgets of National Government Agencies	1101101		585,380				585,380									585,380
	SAA No. 2017-02-0038	02/03/2017	Specific Budgets of National Government Agencies	1101101		330,780				330,780									330,780
	SAA No. 2017-02-0105	06/02/2017	Specific Budgets of National Government Agencies	1101101		5,200,000				5,200,000									5,200,000
	SAA No. 2017-02-0121	02/07/2017	Specific Budgets of National Government Agencies	1101101		860,000				860,000									860,000
	SAA No. 2017-02-0138	02/10/2017	Specific Budgets of National Government Agencies	1101101		3,613,460				3,613,460									3,613,460
	SAA No. 2017-02-0156	13/02/2017	Specific Budgets of National Government Agencies	1101101		235,440				235,440									235,440
	SAA No. 2017-03-0288	07/03/2017	Specific Budgets of National Government Agencies	1101101	4,699,000					4,699,000					4,699,000				4,699,000
	SAA No. 2017-03-0369	10/03/2017	Specific Budgets of National Government Agencies	1101101		480,000				480,000									480,000
	SAA No. 2017-03-0403	15/03/2017	Specific Budgets of National Government Agencies	1101101		830,228				830,228									830,228

**FAR No. 1-B**  
**LIST OF ALLOTMENTS AND SUB-ALLOTMENTS**  
**As of the Quarter Ending December 31, 2017**  
**Department: Department of Health (DOH)**  
**Agency: Office of the Secretary**  
**Operating Unit: All**  
**Organization Code (UACS): 130010000000**  
**Fund Cluster: 01 - Regular Agency Fund**

**Authorization: 01 - Current Year Appropriations**  
**Report Status: ALL**

No.	Allotments / Sub-Allotments		Description	UACS Code	Allotments					Sub-Allotment to Regions/Operating Units					Total Allotments / Net of Sub-allotments				
	Number	Date			PS	MOOE	CO	FINEX	Total	PS	MOOE	CO	FINEX	Total	PS	MOOE	CO	FINEX	Total
1	2	3	4	5	6	7	8	9	10=(6+7+8+9)	11	12	13	14	15=(11+12+13+14)	16	17	18	19	20=(16+17+18+19)
	SAA No.2017-03-0422	14/03/2017	Specific Budgets of National Government Agencies	1101101		738,600			738,600							738,600			738,600
	SAA No.2017-03-0442	15/03/2017	Specific Budgets of National Government Agencies	1101101		2,523,696			2,523,696							2,523,696			2,523,696
	SAA No.2017-03-0583	20/03/2017	Specific Budgets of National Government Agencies	1101101		800,000			800,000							800,000			800,000
	SAA No.2017-03-0594	20/03/2017	Specific Budgets of National Government Agencies	1101101		875,874			875,874							875,874			875,874
	SAA No.2017-03-0607	23/03/2017	Specific Budgets of National Government Agencies	1101101		250,000			250,000							250,000			250,000
	SAA No.2017-03-0619	23/03/2017	Specific Budgets of National Government Agencies	1101101		250,000			250,000							250,000			250,000
	SAA No.2017-03-0635	23/03/2017	Specific Budgets of National Government Agencies	1101101		275,000			275,000							275,000			275,000
	SAA No.2017-03-0661	29/03/2017	Specific Budgets of National Government Agencies	1101101		350,000			350,000							350,000			350,000
	SAA No.2017-04-0723	12/04/2017	Specific Budgets of National Government Agencies	1101101		192,000			192,000							192,000			192,000
	SAA No.2017-04-0745	21/04/2017	Specific Budgets of National Government Agencies	1101101		715,294			715,294							715,294			715,294
	SAA No.2017-04-0761	20/04/2017	Specific Budgets of National Government Agencies	1101101		282,353			282,353							282,353			282,353
	SAA No.2017-04-0775	21/04/2017	Specific Budgets of National Government Agencies	1101101		1,750,000			1,750,000							1,750,000			1,750,000
	SAA No.2017-05-0870	12/05/2017	Specific Budgets of National Government Agencies	1101101		18,147,472			18,147,472							18,147,472			18,147,472
	SAA No.2017-05-0890	19/05/2017	Specific Budgets of National Government Agencies	1101101		1,500,000			1,500,000							1,500,000			1,500,000
	SAA No.2017-05-0906	19/05/2017	Specific Budgets of National Government Agencies	1101101		300,000			300,000							300,000			300,000
	SAA No.2017-05-0939	24/05/2017	Specific Budgets of National Government Agencies	1101101		420,616			420,616							420,616			420,616
	SAA No.2017-05-0961	30/05/2017	Specific Budgets of National Government Agencies	1101101		4,717,440			4,717,440							4,717,440			4,717,440
	SAA No.2017-05-0999	31/05/2017	Specific Budgets of National Government Agencies	1101101		420,616			420,616							420,616			420,616
	SAA No.2017-06-1042	02/06/2017	Specific Budgets of National Government Agencies	1101101		1,288,000			1,288,000							1,288,000			1,288,000
	SAA No.2017-06-1057	06/06/2017	Specific Budgets of National Government Agencies	1101101		500,000			500,000							500,000			500,000
	SAA No.2017-06-1145	19/06/2017	Specific Budgets of National Government Agencies	1101101	6,096,601.44				6,096,601.44						6,096,601.44				6,096,601.44
	SAA No.2017-06-1260	29/06/2017	Specific Budgets of National Government Agencies	1101101		500,000			500,000							500,000			500,000
	SAA No.2017-07-1307	05/07/2017	Specific Budgets of National Government Agencies	1101101		200,000			200,000							200,000			200,000
	SAA No.2017-07-1360	07/07/2017	Specific Budgets of National Government Agencies	1101101		23,000	10,181,000		10,204,000							23,000	10,181,000		10,204,000
	SAA No.2017-07-1370	07/07/2017	Specific Budgets of National Government Agencies	1101101		420,616			420,616							420,616			420,616
	SAA No.2017-07-1403	12/07/2017	Specific Budgets of National Government Agencies	1101101		500,000			500,000							500,000			500,000
	SAA No.2017-08-1548	03/08/2017	Specific Budgets of National Government Agencies	1101101			5,200,000		5,200,000								5,200,000		5,200,000
	SAA No.2017-08-1722	16/08/2017	Specific Budgets of National Government Agencies	1101101		500,000			500,000							500,000			500,000
	SAA No.2017-08-1724	16/08/2017	Specific Budgets of National Government Agencies	1101101		1,000,000			1,000,000							1,000,000			1,000,000
	SAA No.2017-09-1848	14/09/2017	Specific Budgets of National Government Agencies	1101101		1,270,000			1,270,000							1,270,000			1,270,000
	SAA No.2017-09-1875	25/09/2017	Specific Budgets of National Government Agencies	1101101		400,000			400,000							400,000			400,000
	SAA No.2017-10-1934	03/10/2017	Specific Budgets of National Government Agencies	1101101		420,616			420,616							420,616			420,616
	SAA No.2017-10-1959	06/10/2017	Specific Budgets of National Government Agencies	1101101		4,958,595.53			4,958,595.53						4,958,595.53				4,958,595.53
	SAA No.2017-10-2054	30/10/2017	Specific Budgets of National Government Agencies	1101101		9,000,000			9,000,000							9,000,000			9,000,000
	SAA No.2017-10-2055	30/10/2017	Specific Budgets of National Government Agencies	1101101		2,000,000			2,000,000							2,000,000			2,000,000
	SAA No.2017-12-2157	06/12/2017	Specific Budgets of National Government Agencies	1101101		18,816,280			18,816,280							18,816,280			18,816,280
	SAA No.2017-12-2171	14/12/2017	Specific Budgets of National Government Agencies	1101101		124,400			124,400							124,400			124,400
	SAA No.2017-12-2186	14/12/2017	Specific Budgets of National Government Agencies	1101101		2,455,730.48			2,455,730.48						2,455,730.48				2,455,730.48
	Cagayan Valley Medical Center					35,943,000	46,740,000	255,302,500	337,985,500						35,943,000	46,740,000	255,302,500		337,985,500
	SAA No.2017-02-0070	06/02/2017	Specific Budgets of National Government Agencies	1101101		25,250,000			25,250,000							25,250,000			25,250,000
	SAA No.2017-02-0212	20/02/2017	Specific Budgets of National Government Agencies	1101101		7,300,000			7,300,000							7,300,000			7,300,000
	SAA No.2017-03-0289	07/03/2017	Specific Budgets of National Government Agencies	1101101		25,444,000			25,444,000						25,444,000				25,444,000
	SAA No.2017-03-0289	07/03/2017	Specific Budgets of National Government Agencies	1101101		5,617,000			5,617,000						5,617,000				5,617,000
	SAA No.2017-03-0289	07/03/2017	Specific Budgets of National Government Agencies	1101101		4,345,000			4,345,000						4,345,000				4,345,000
	SAA No.2017-03-0289	07/03/2017	Specific Budgets of National Government Agencies	1101101		537,000			537,000						537,000				537,000
	SAA No.2017-03-0289	07/03/2017	Specific Budgets of National Government Agencies	1101101			240,000		240,000							240,000			240,000
	SAA No.2017-03-0455	15/03/2017	Specific Budgets of National Government Agencies	1101101			200,000		200,000							200,000			200,000
	SAA No.2017-03-0548	17/03/2017	Specific Budgets of National Government Agencies	1101101			50,000		50,000							50,000			50,000
	SAA No.2017-05-0790	02/05/2017	Specific Budgets of National Government Agencies	1101101			100,000		100,000							100,000			100,000
	SAA No.2017-06-1036	01/06/2017	Specific Budgets of National Government Agencies	1101101			500,000		500,000							500,000			500,000
	SAA No.2017-06-1058	06/06/2017	Specific Budgets of National Government Agencies	1101101				3,000,000	3,000,000								3,000,000		3,000,000
	SAA No.2017-06-1102	14/06/2017	Specific Budgets of National Government Agencies	1101101				37,000,000	37,000,000								37,000,000		37,000,000
	SAA No.2017-06-1102	14/06/2017	Specific Budgets of National Government Agencies	1101101															
	SAA No.2017-07-1203	29/06/2017	Specific Budgets of National Government Agencies	1101101			1,000,000		1,000,000							1,000,000			1,000,000
	SAA No.2017-07-1326	07/07/2017	Specific Budgets of National Government Agencies	1101101			200,000		200,000							200,000			200,000
	SAA No.2017-07-1429	14/07/2017	Specific Budgets of National Government Agencies	1101101			200,000		200,000							200,000			200,000
	SAA No.2017-07-1506	03/08/2017	Specific Budgets of National Government Agencies	1101101				70,300,000	70,300,000								70,300,000		70,300,000
	SAA No.2017-08-1609	10/08/2017	Specific Budgets of National Government Agencies	1101101				17,000,000	17,000,000								17,000,000		17,000,000
	SAA No.2017-08-1628	10/08/2017	Specific Budgets of National Government Agencies	1101101				101,800,000	101,800,000								101,800,000		101,800,000
	SAA No.2017-08-1628	10/08/2017	Specific Budgets of National Government Agencies	1101101				25,000,000	25,000,000								25,000,000		25,000,000
	SAA No.2017-08-1628	10/08/2017	Specific Budgets of National Government Agencies	1101101															
	SAA No.2017-08-1680	16/08/2017	Specific Budgets of National Government Agencies	1101101			5,000,000		5,000,000							5,000,000			5,000,000
	SAA No.2017-08-1699	16/08/2017	Specific Budgets of National Government Agencies	1101101			1,250,000		1,250,0										

FAR No. 1-B

LIST OF ALLOTMENTS AND SUB-ALLOTMENTS

As of the Quarter Ending December 31, 2017

Department: Department of Health (DOH)

Agency: Office of the Secretary

Operating Unit: All

Organization Code (UACS): 13001000000

Fund Cluster: 01 - Regular Agency Fund

Authorization: 01 - Current Year Appropriations

Report Status: ALL

No.	Allotments / Sub-Allotments			Funding Source	UACS Code	Allotments					Sub-Allotment to Regions/Operating Units					Total Allotments / Net of Sub-allotments				
	Number	Date	Description	PS		MOOE	CO	FINEX	Total	PS	MOOE	CO	FINEX	Total	PS	MOOE	CO	FINEX	Total	
1	2	3	4	5	6	7	8	9	10=(6+7+8+9)	11	12	13	14	15=(11+12+13+14)	16	17	18	19	20=(16+17+18+19)	
	SAA No. 2017-08-1787	29/08/2017	Specific Budgets of National Government Agencies	1101101		1,000,000			1,000,000							1,000,000			1,000,000	
	SAA No. 2017-09-1866	22/09/2017	Specific Budgets of National Government Agencies	1101101		750,000			750,000							750,000			750,000	
	SAA No. 2017-09-1894	26/09/2017	Specific Budgets of National Government Agencies	1101101				1,202,500	1,202,500									1,202,500	1,202,500	
	SAA No. 2017-10-2015	27/10/2017	Specific Budgets of National Government Agencies	1101101		500,000			500,000							500,000			500,000	
	Veterans General Hospital				32,033,895.33	33,525,000	151,434,000		216,992,895.33						32,033,895.33	33,525,000	151,434,000		216,992,895.33	
	SAA NO. 2017-06-1173	28/06/2017	Specific Budgets of National Government Agencies	1101101	7,972,674.56				7,972,674.56						7,972,674.56				7,972,674.56	
	SAA NO. 2017-02-0072	08/02/2017	Specific Budgets of National Government Agencies	1101101		3,600,000			3,600,000							3,600,000			3,600,000	
	SAA NO. 2017-02-0244	20/02/2017	Specific Budgets of National Government Agencies	1101101		550,000			550,000							550,000			550,000	
	SAA NO. 2017-03-0360	07/03/2017	Specific Budgets of National Government Agencies	1101101	16,341,000				16,341,000						16,341,000				16,341,000	
	SAA NO. 2017-03-0457	15/03/2017	Specific Budgets of National Government Agencies	1101101		500,000			500,000							500,000			500,000	
	SAA NO. 2017-03-0498	17/03/2017	Specific Budgets of National Government Agencies	1101101		4,000,000			4,000,000							4,000,000			4,000,000	
	SAA NO. 2017-03-0547	08/04/2017	Specific Budgets of National Government Agencies	1101101		200,000			200,000							200,000			200,000	
	SAA NO. 2017-05-0792	02/05/2017	Specific Budgets of National Government Agencies	1101101		3,000,000			3,000,000							3,000,000			3,000,000	
	SAA NO. 2017-06-1205	29/06/2017	Specific Budgets of National Government Agencies	1101101		1,000,000			1,000,000							1,000,000			1,000,000	
	SAA NO. 2017-07-1350	07/07/2017	Specific Budgets of National Government Agencies	1101101		25,000		6,134,000	6,159,000							25,000	6,134,000		6,159,000	
	SAA NO. 2017-08-1507	03/08/2017	Specific Budgets of National Government Agencies	1101101				70,300,000	70,300,000								70,300,000		70,300,000	
	SAA NO. 2017-08-1585	09/08/2017	Specific Budgets of National Government Agencies	1101101		12,000,000			12,000,000							12,000,000			12,000,000	
	SAA NO. 2017-08-1618	10/08/2017	Specific Budgets of National Government Agencies	1101101				75,000,000	75,000,000								75,000,000		75,000,000	
	SAA NO. 2017-08-1674	16/08/2017	Specific Budgets of National Government Agencies	1101101		4,000,000			4,000,000							4,000,000			4,000,000	
	SAA NO. 2017-08-1703	16/08/2017	Specific Budgets of National Government Agencies	1101101		200,000			200,000							200,000			200,000	
	SAA NO. 2017-08-1706	16/08/2017	Specific Budgets of National Government Agencies	1101101		2,000,000			2,000,000							2,000,000			2,000,000	
	SAA NO. 2017-08-1720	16/08/2017	Specific Budgets of National Government Agencies	1101101		150,000			150,000							150,000			150,000	
	SAA NO. 2017-08-1728	16/08/2017	Specific Budgets of National Government Agencies	1101101		300,000			300,000							300,000			300,000	
	SAA NO. 2017-08-1784	04/10/2017	Specific Budgets of National Government Agencies	1101101		1,000,000			1,000,000							1,000,000			1,000,000	
	SAA NO. 2017-10-2016	27/10/2017	Specific Budgets of National Government Agencies	1101101		1,000,000			1,000,000							1,000,000			1,000,000	
	SAA NO.2017-11-2086	06/11/2017	Specific Budgets of National Government Agencies	1101101	7,720,220.77				7,720,220.77							7,720,220.77			7,720,220.77	
	Southern Isabela General Hospital				15,074,783.27	15,200,000	128,000,000		158,274,783.27							15,074,783.27	15,200,000	128,000,000	158,274,783.27	
	SAA NO. 2017-03-0351 ( Magna Carta Benefits of Public Health Workers for CY 2017	07/03/2017	Specific Budgets of National Government Agencies	1101101	206,000				206,000							206,000			206,000	
	SAA No. 2017-02-0071 (Financial Assistance to NGA)	06/02/2017	Specific Budgets of National Government Agencies	1101101		6,500,000			6,500,000							6,500,000			6,500,000	
	SAA No. 2017-02-0240 (Financial Assistance to NGA)	20/02/2017	Specific Budgets of National Government Agencies	1101101		3,000,000			3,000,000							3,000,000			3,000,000	
	SAA No. 2017-03-0351 ( Magna Carta Benefits of Public Health Workers for CY 2017	07/03/2017	Specific Budgets of National Government Agencies	1101101	377,000				377,000							377,000			377,000	
	SAA No. 2017-03-0351 ( Magna Carta Benefits of Public Health Workers for CY 2017	07/03/2017	Specific Budgets of National Government Agencies	1101101	898,000				898,000							898,000			898,000	
	SAA No. 2017-03-0351 ( Magna Carta Benefits of Public Health Workers for CY 2017)	07/03/2017	Specific Budgets of National Government Agencies	1101101	385,000				385,000							385,000			385,000	
	SAA No. 2017-03-0351 (Magna Carta Benefits)	07/03/2017	Specific Budgets of National Government Agencies	1101101	7,588,000				7,588,000							7,588,000			7,588,000	
	SAA No. 2017-03-0456 (HEMS)	15/03/2017	Specific Budgets of National Government Agencies	1101101		500,000			500,000							500,000			500,000	
	SAA No. 2017-03-0499 ( Financial Assistance to NGA)	24/03/2017	Specific Budgets of National Government Agencies	1101101		400,000			400,000							400,000			400,000	
	SAA No. 2017-05-0854 (Hospital and Health Center)	10/05/2017	Specific Budgets of National Government Agencies	1101101				98,000,000	98,000,000								98,000,000		98,000,000	
	SAA No. 2017-06-1204 (Financial Assistance to NGA)	29/06/2017	Specific Budgets of National Government Agencies	1101101		1,000,000			1,000,000							1,000,000			1,000,000	
	SAA No. 2017-07-1428	17/07/2017	Specific Budgets of National Government Agencies	1101101		100,000			100,000							100,000			100,000	
	SAA No. 2017-07-1471	27/07/2017	Specific Budgets of National Government Agencies	1101101				30,000,000	30,000,000								30,000,000		30,000,000	
	SAA No. 2017-08-1704	16/08/2017	Specific Budgets of National Government Agencies	1101101		2,000,000			2,000,000							2,000,000			2,000,000	
	SAA No. 2017-08-1707	16/08/2017	Specific Budgets of National Government Agencies	1101101		500,000			500,000							500,000			500,000	
	SAA No. 2017-08-1729	16/08/2017	Specific Budgets of National Government Agencies	1101101		1,200,000			1,200,000							1,200,000			1,200,000	
	SAA No. 2017-10-2008 (Magna Carta Benefits)	27/10/2017	Specific Budgets of National Government Agencies	1101101	1,245,308.57				1,245,308.57							1,245,308.57			1,245,308.57	
	SAA No. 2017-10-2008 (magna Carta Benefits)	27/10/2017	Specific Budgets of National Government Agencies	1101101	86,050				86,050							86,050			86,050	
	SAA. No. 2017-10-2008 (Magna Carta Benefits)	27/10/2017	Specific Budgets of National Government Agencies	1101101	1,378,912.09				1,378,912.09							1,378,912.09			1,378,912.09	
	SAA. No. 2017-10-2008 (Magna Carta Benefits)	27/10/2017	Specific Budgets of National Government Agencies	1101101	2,910,512.61				2,910,512.61							2,910,512.61			2,910,512.61	
	Batanes General Hospital				2,310,000	1,363,000	70,862,000		74,535,000						2,310,000	1,363,000	70,862,000		74,535,000	
	SAA No. 2017-02-0207	07/11/2017	Specific Budgets of National Government Agencies	1101101		500,000			500,000							500,000			500,000	
	SAA No. 2017-03-0279	16/05/2017	Specific Budgets of National Government Agencies	1101101	2,310,000				2,310,000							2,310,000			2,310,000	
	SAA No. 2017-05-829	08/05/2017	Specific Budgets of National Government Agencies	1101101				42,762,000	42,762,000									42,762,000	42,762,000	
	SAA No. 2017-06-1206	29/06/2017	Specific Budgets of National Government Agencies	1101101		500,000			500,000							500,000			500,000	
	SAA No. 2017-08-1508	03/08/2017	Specific Budgets of National Government Agencies	1101101				1,300,000	1,300,000									1,300,000	1,300,000	

**FAR No. 1-B**  
**LIST OF ALLOTMENTS AND SUB-ALLOTMENTS**

As of the Quarter Ending December 31, 2017

Department: Department of Health (DOH)

Agency: Office of the Secretary

Operating Unit: All

Organization Code (UACS): 13001000000

Fund Cluster: 01 - Regular Agency Fund

Authorization: 01 - Current Year Appropriations

Report Status: ALL

No	Allotments / Sub-Allotments		Funding Source		Allotments					Sub-Allotment to Regions/Operating Units					Total Allotments / Net of Sub-allotments				
	Number	Date	Description	UACS Code	PS	MOOE	CO	FINEX	Total	PS	MOOE	CO	FINEX	Total	PS	MOOE	CO	FINEX	Total
1	2	3	4	5	6	7	8	9	10=(6+7+8+9)	11	12	13	14	15=(11+12+13+14)	16	17	18	19	20=(16+17+18+19)
	SAA No. 2017-08-1627	10/08/2017	Specific Budgets of National Government Agencies	1101101			26,800,000		26,800,000								26,800,000		26,800,000
	SAA No. 2017-11-2088	06/11/2017	Specific Budgets of National Government Agencies	1101101		363,000			363,000							363,000			363,000
	Isabela Rehabilitation Center				1,494,000	8,167,000	14,802,500		24,463,500						1,494,000	8,167,000	14,802,500		24,463,500
	SAA No. 2017-10-2067	30/10/2017	Specific Budgets of National Government Agencies	1101101		35,500			35,500							35,500			35,500
	SAA No. 2017-03-0321	07/03/2017	Specific Budgets of National Government Agencies	1101101	1,494,000				1,494,000						1,494,000				1,494,000
	SAA No. 2017-03-0382	13/03/2017	Specific Budgets of National Government Agencies	1101101		6,096,000			6,096,000							6,096,000			6,096,000
	SAA No. 2017-07-1331	06/07/2017	Specific Budgets of National Government Agencies	1101101			10,000,000		10,000,000								10,000,000		10,000,000
	SAA No. 2017-07-1486	27/07/2017	Specific Budgets of National Government Agencies	1101101			3,600,000		3,600,000								3,600,000		3,600,000
	SAA No. 2017-09-1892	26/09/2016	Specific Budgets of National Government Agencies	1101101			1,202,500		1,202,500								1,202,500		1,202,500
	SAA No. 2017-09-1905	28/09/2017	Specific Budgets of National Government Agencies	1101101		35,500			35,500							35,500			35,500
	SAA No. 2017-11-2115	22/11/2017	Specific Budgets of National Government Agencies	1101101		2,000,000			2,000,000							2,000,000			2,000,000
	Region III - Central Luzon				150,012,730.72	432,433,988	724,689,000		1,307,135,718.72					-1,391,000	150,012,730.72	431,042,988	724,689,000		1,305,744,718.72
	Central Luzon Centers for Health Development				4,883,095.09	301,362,010	277,754,000		583,999,105.09					-1,391,000	4,883,095.09	299,971,010	277,754,000		582,608,105.09
	SAA 2017-01-0003	11/01/2017	Specific Budgets of National Government Agencies	1101101		36,000,000			36,000,000							36,000,000			36,000,000
	SAA 2017-01-0018	31/01/2017	Specific Budgets of National Government Agencies	1101101		500,000			500,000							500,000			500,000
	SAA 2017-02-0024	01/02/2017	Specific Budgets of National Government Agencies	1101101		585,380			585,380							585,380			585,380
	SAA 2017-02-0106	06/02/2017	Specific Budgets of National Government Agencies	1101101		52,300,000			52,300,000							52,300,000			52,300,000
	SAA 2017-02-0106-A	06/02/2017	Specific Budgets of National Government Agencies	1101101		200,000			200,000							200,000			200,000
	SAA 2017-02-0122	07/02/2017	Specific Budgets of National Government Agencies	1101101		980,000			980,000							980,000			980,000
	SAA 2017-02-0139	10/02/2017	Specific Budgets of National Government Agencies	1101101		6,226,420			6,226,420							6,226,420			6,226,420
	SAA 2017-02-0157	13/02/2017	Specific Budgets of National Government Agencies	1101101		235,440			235,440							235,440			235,440
	SAA 2017-02-0190	17/02/2017	Specific Budgets of National Government Agencies	1101101		21,750,000			21,750,000							21,750,000			21,750,000
	SAA 2017-03-0295	07/03/2017	Specific Budgets of National Government Agencies	1101101	212,000				212,000						212,000				212,000
	SAA 2017-03-0404	15/03/2017	Specific Budgets of National Government Agencies	1101101		1,201,511			1,201,511							1,201,511			1,201,511
	SAA 2017-03-0423	14/03/2017	Specific Budgets of National Government Agencies	1101101		738,600			738,600							738,600			738,600
	SAA 2017-03-0490	15/03/2017	Specific Budgets of National Government Agencies	1101101		3,237,384			3,237,384							3,237,384			3,237,384
	SAA 2017-03-0584	20/03/2017	Specific Budgets of National Government Agencies	1101101		500,000			500,000							500,000			500,000
	SAA 2017-03-0608	23/03/2017	Specific Budgets of National Government Agencies	1101101		1,660,000			1,660,000							1,660,000			1,660,000
	SAA 2017-03-0620	23/03/2017	Specific Budgets of National Government Agencies	1101101		250,000			250,000							250,000			250,000
	SAA 2017-03-0636	23/03/2017	Specific Budgets of National Government Agencies	1101101		275,000			275,000							275,000			275,000
	SAA 2017-04-0724	12/04/2017	Specific Budgets of National Government Agencies	1101101		269,500			269,500							269,500			269,500
	SAA 2017-04-0746	21/04/2017	Specific Budgets of National Government Agencies	1101101		715,294			715,294							715,294			715,294
	SAA 2017-04-0762	21/04/2017	Specific Budgets of National Government Agencies	1101101		282,353			282,353							282,353			282,353
	SAA 2017-05-0794	02/05/2017	Specific Budgets of National Government Agencies	1101101		300,000			300,000							300,000			300,000
	SAA 2017-05-0801	04/05/2017	Specific Budgets of National Government Agencies	1101101		600,000			600,000					-99,000	600,000				501,000
	SAA 2017-05-0864	12/05/2017	Specific Budgets of National Government Agencies	1101101		1,000,000			1,000,000							1,000,000			1,000,000
	SAA 2017-05-0871	12/05/2017	Specific Budgets of National Government Agencies	1101101		78,076,372			78,076,372							78,076,372			78,076,372
	SAA 2017-05-0891	19/05/2017	Specific Budgets of National Government Agencies	1101101		3,000,000			3,000,000							3,000,000			3,000,000
	SAA 2017-05-0907	19/05/2017	Specific Budgets of National Government Agencies	1101101		1,000,000			1,000,000							1,000,000			1,000,000
	SAA 2017-05-0957	29/05/2017	Specific Budgets of National Government Agencies	1101101		3,500,000			3,500,000							3,500,000			3,500,000
	SAA 2017-05-0962	30/05/2017	Specific Budgets of National Government Agencies	1101101		4,000,000			4,000,000							4,000,000			4,000,000
	SAA 2017-05-0974	30/05/2017	Specific Budgets of National Government Agencies	1101101		200,000			200,000							200,000			200,000
	SAA 2017-05-0989	30/05/2017	Specific Budgets of National Government Agencies	1101101		200,000			200,000							200,000			200,000
	SAA 2017-05-0994	31/05/2017	Specific Budgets of National Government Agencies	1101101		539,564			539,564							539,564			539,564
	SAA 2017-05-1009	31/05/2017	Specific Budgets of National Government Agencies	1101101		539,564			539,564							539,564			539,564
	SAA 2017-05-1015	31/05/2017	Specific Budgets of National Government Agencies	1101101			10,000,000		10,000,000								10,000,000		10,000,000
	SAA 2017-06-1043	02/06/2017	Specific Budgets of National Government Agencies	1101101		1,938,000			1,938,000							1,938,000			1,938,000
	SAA 2017-06-1061	06/06/2017	Specific Budgets of National Government Agencies	1101101		3,000,000			3,000,000							3,000,000			3,000,000
	SAA 2017-06-1114	14/06/2017	Specific Budgets of National Government Agencies	1101101		750,000			750,000							750,000			750,000
	SAA 2017-06-1146	20/06/2017	Specific Budgets of National Government Agencies	1101101	2,032,200.48				2,032,200.48						2,032,200.48				2,032,200.48
	SAA-2017-07-1299	05/07/2017	Specific Budgets of National Government Agencies	1101101		539,564			539,564							539,564			539,564
	SAA-2017-06-1181	28/06/2017	Specific Budgets of National Government Agencies	1101101			58,000,000		58,000,000								58,000,000		58,000,000
	SAA-2017-06-1261	29/06/2017	Specific Budgets of National Government Agencies	1101101		500,000			500,000					-500,000	500,000				0
	SAA-2017-07-1289	03/07/2017	Specific Budgets of National Government Agencies	1101101		24,000			24,000							24,000			24,000
	SAA-2017-07-1308	05/07/2017	Specific Budgets of National Government Agencies	1101101		200,000			200,000							200,000			200,000
	SAA-2017-07-1361	07/07/2017	Specific Budgets of National Government Agencies	1101101			96,470,000		96,470,000								96,470,000		96,470,000
	SAA-2017-07-1387	11/07/2017	Specific Budgets of National Government Agencies	1101101			-58,000,000		-58,000,000								-58,000,000		-58,000,000
	SAA-2017-07-1418	14/07/2017	Specific Budgets of National Government Agencies	1101101		800,000			800,000							800,000			800,000
	SAA-2017-07-1430	14/07/2017	Specific Budgets of National Government Agencies	1101101		300,000			300,000							300,000			300,000
	SAA-2017-08-1549	03/08/2017	Specific Budgets of National Government Agencies	1101101			9,100,000		9,100,000								9,100,000		9,100,000
	SAA-2017-08-1575	09/08/2017	Specific Budgets of National Government Agencies	1101101		3,000,000			3,000,000							3,000,000			3,000,000
	SAA-2017-08-1596																		



**FAR No. 1-B**  
**LIST OF ALLOTMENTS AND SUB-ALLOTMENTS**  
**As of the Quarter Ending December 31, 2017**  
**Department: Department of Health (DOH)**  
**Agency: Office of the Secretary**  
**Operating Unit: All**  
**Organization Code (UACS): 13001000000**  
**Fund Cluster: 01 - Regular Agency Fund**

**Authorization: 01 - Current Year Appropriations**  
**Report Status: ALL**

No.	Allotments / Sub-Allotments			Funding Source	UACS Code	Allotments					Sub-Allotment to Regions/Operating Units					Total Allotments / Net of Sub-allotments					
	Number	Date	Description			PS	MOOE	CO	FINEX	Total	PS	MOOE	CO	FINEX	Total	PS	MOOE	CO	FINEX	Total	
						6	7	8	9	10=(6+7+8+9)	11	12	13	14	15=(11+12+13+14)	16	17	18	19	20=(16+17+18+19)	
	SAA-2017-08-1751	18/08/2017	Specific Budgets of National Government Agencies	1101101				250,000					250,000					250,000		250,000	
	SAA-2017-08-1806	29/08/2017	Specific Budgets of National Government Agencies	1101101				1,250,000					1,250,000					1,250,000		1,250,000	
	SAA-2017-08-1807	29/08/2017	Specific Budgets of National Government Agencies	1101101						2,184,000			2,184,000							2,184,000	2,184,000
	SAA-2017-09-1827	06/09/2017	Specific Budgets of National Government Agencies	1101101				1,603,000					1,603,000					1,603,000		1,603,000	
	SAA-2017-09-1852	14/09/2017	Specific Budgets of National Government Agencies	1101101				100,000					100,000					100,000		100,000	
	SAA-2017-09-1856	18/09/2017	Specific Budgets of National Government Agencies	1101101				1,000,000					1,000,000					1,000,000		1,000,000	
	SAA-2017-09-1876	25/09/2017	Specific Budgets of National Government Agencies	1101101				800,000					800,000					800,000		800,000	
	SAA-2017-10-1907	28/09/2017	Specific Budgets of National Government Agencies	1101101				35,500					35,500					35,500		35,500	
	SAA-2017-10-1929	03/10/2017	Specific Budgets of National Government Agencies	1101101				539,564					539,564					539,564		539,564	
	SAA-2017-10-1960	06/10/2017	Specific Budgets of National Government Agencies	1101101			1,467,805.24						1,467,805.24		1,467,805.24					1,467,805.24	
	SAA-2017-10-1980	18/10/2017	Specific Budgets of National Government Agencies	1101101				17,000,000					17,000,000					17,000,000		17,000,000	
	SAA-2017-10-1997	27/10/2017	Specific Budgets of National Government Agencies	1101101				3,542,028.78					3,542,028.78					3,542,028.78		3,542,028.78	
	SAA-2017-11-2075	03/11/2017	Specific Budgets of National Government Agencies	1101101				4,500,000					4,500,000					4,500,000		4,500,000	
	SAA-2017-11-2117	22/11/2017	Specific Budgets of National Government Agencies	1101101				28,000,000					28,000,000					28,000,000		28,000,000	
	SAA-2017-12-2150	06/12/2017	Specific Budgets of National Government Agencies	1101101				1,000,000					1,000,000					1,000,000		1,000,000	
	SAA-2017-12-2163	11/12/2017	Specific Budgets of National Government Agencies	1101101				-3,542,028.78					-3,542,028.78					-3,542,028.78		-3,542,028.78	
	SAA-2017-12-2172	14/12/2017	Specific Budgets of National Government Agencies	1101101				70,000					70,000					70,000		70,000	
	SAA-2017-12-2187	14/12/2017	Specific Budgets of National Government Agencies	1101101				1,171,089.37					1,171,089.37		1,171,089.37					1,171,089.37	
	SAA-2017-12-2227	29/12/2017	Specific Budgets of National Government Agencies	1101101						25,000,000			25,000,000					25,000,000		25,000,000	
	Dr. Paulino J. Garcia Memorial Research and Medical Center							47,467,795.11		35,577,212	200,540,000		283,585,007.11		47,467,795.11		35,577,212	200,540,000		283,585,007.11	
	2017-02-0074	06/02/2017	Specific Budgets of National Government Agencies	1101101				18,900,000					18,900,000					18,900,000		18,900,000	
	2017-02-0216	06/02/2017	Specific Budgets of National Government Agencies	1101101				600,000					600,000					600,000		600,000	
	2017-03-0259	03/03/2017	Specific Budgets of National Government Agencies	1101101				1,000,000					1,000,000					1,000,000		1,000,000	
	2017-03-0460	15/03/2017	Specific Budgets of National Government Agencies	1101101				2,900,000					2,900,000					2,900,000		2,900,000	
	2017-03-0534	17/03/2017	Specific Budgets of National Government Agencies	1101101				1,000,000					1,000,000					1,000,000		1,000,000	
	2017-03-0539	17/03/2017	Specific Budgets of National Government Agencies	1101101				200,000					200,000					200,000		200,000	
	2017-05-0886	18/05/2017	Specific Budgets of National Government Agencies	1101101				4,000,000					4,000,000					4,000,000		4,000,000	
	2017-06-0001	16/06/2017	Specific Budgets of National Government Agencies	1101101				500,000					500,000					500,000		500,000	
	2017-06-0003	30/06/2017	Specific Budgets of National Government Agencies	1101101				500,000					500,000					500,000		500,000	
	2017-06-1062	06/06/2017	Specific Budgets of National Government Agencies	1101101				1,500,000					1,500,000					1,500,000		1,500,000	
	2017-06-1209	29/06/2017	Specific Budgets of National Government Agencies	1101101				1,000,000					1,000,000					1,000,000		1,000,000	
	2017-07-0007	24/10/2017	Specific Budgets of National Government Agencies	1101101				604,212					604,212					604,212		604,212	
	2017-07-1284	03/07/2017	Specific Budgets of National Government Agencies	1101101				3,000					3,000					3,000		3,000	
	2017-07-1351	03/07/2017	Specific Budgets of National Government Agencies	1101101						240,000			240,000						240,000	240,000	
	2017-07-1431	06/06/2017	Specific Budgets of National Government Agencies	1101101				200,000					200,000					200,000		200,000	
	2017-07-1473	27/07/2017	Specific Budgets of National Government Agencies	1101101						30,000,000			30,000,000					30,000,000		30,000,000	
	2017-08-1509	03/08/2017	Specific Budgets of National Government Agencies	1101101						70,300,000			70,300,000					70,300,000		70,300,000	
	2017-08-1629	07/08/2017	Specific Budgets of National Government Agencies	1101101						100,000,000			100,000,000					100,000,000		100,000,000	
	2017-08-1788	06/06/2017	Specific Budgets of National Government Agencies	1101101				1,000,000					1,000,000					1,000,000		1,000,000	
	2017-10-1952	05/10/2017	Specific Budgets of National Government Agencies	1101101				170,000					170,000					170,000		170,000	
	2017-03-0310	07/03/2017	Specific Budgets of National Government Agencies	1101101				30,958,000					30,958,000		30,958,000					30,958,000	
	2017-10-1989	20/10/2017	Specific Budgets of National Government Agencies	1101101				16,509,795.11					16,509,795.11		16,509,795.11					16,509,795.11	
	2017-10-2018	27/10/2017	Specific Budgets of National Government Agencies	1101101				1,500,000					1,500,000					1,500,000		1,500,000	
	Talavera Extension Hospital							5,762,000		6,686,000	21,465,000		33,913,000		5,762,000		6,686,000	21,465,000		33,913,000	
	SAA No. 2017-01-02-0248	21/02/2017	Specific Budgets of National Government Agencies	1101101				1,000,000					1,000,000					1,000,000		1,000,000	
	SAA No. 2017-03-0356	07/03/2017	Specific Budgets of National Government Agencies	1101101				5,762,000					5,762,000		5,762,000					5,762,000	
	SAA No. 2017-03-0461	08/04/2017	Specific Budgets of National Government Agencies	1101101				180,000					180,000					180,000		180,000	
	SAA No. 2017-05-0830	10/05/2017	Specific Budgets of National Government Agencies	1101101						21,465,000			21,465,000					21,465,000		21,465,000	
	SAA No. 2017-06-0006	30/06/2017	Specific Budgets of National Government Agencies	1101101				500,000					500,000					500,000		500,000	
	SAA No. 2017-07-1285	10/10/2017	Specific Budgets of National Government Agencies	1101101				6,000					6,000					6,000		6,000	
	SAA No. 2017-08-1586	10/10/2017	Specific Budgets of National Government Agencies	1101101				5,000,000					5,000,000					5,000,000		5,000,000	
	Jose B. Lingad Memorial General Hospital							46,156,720.89		48,269,266	97,430,000		191,855,986.89		46,156,720.89		48,269,266	97,430,000		191,855,986.89	
	SAA 2017-02-0075	06/02/2017	Specific Budgets of National Government Agencies	1101101				15,300,000					15,300,000					15,300,000		15,300,000	
	SAA 2017-02-0222	20/02/2017	Specific Budgets of National Government Agencies	1101101				3,900,000					3,900,000					3,900,000		3,900,000	
	SAA 2017-03-0322	07/03/2017	Specific Budgets of National Government Agencies	1101101				33,443,000					33,443,000		33,443,000					33,443,000	
	SAA 2017-03-0378	10/03/2017	Specific Budgets of National Government Agencies	1101101				300,000					300,000					300,000		300,000	
	SAA 2017-03-0458	15/03/2017	Specific Budgets of National Government Agencies	1101101				400,000					400,000					400,000		400,000	
	SAA 2017-03-0669	27/03/2017	Specific Budgets of National Government Agencies	1101101				5,000,000					5,000,000					5,000,000		5,000,000	
	SAA 2017-03-0677	27/03/2017	Specific Budgets of National Government Agencies	1101101				126,000					126,000					126,000		126,000	
	SAA 2017-06-0002	19/06/2017	Specific Budgets of National Government Agencies	1101101				350,000					350,000					350,000		350,000	
	SAA 2017-06-0004	30/06/2017	Specific Budgets of National Government Agencies	1101101				700,000</													

FAR No. 1-B

LIST OF ALLOTMENTS AND SUB-ALLOTMENTS

As of the Quarter Ending December 31, 2017

Department: Department of Health (DOH)

Agency: Office of the Secretary

Operating Unit: All

Organization Code (UACS): 13001000000

Fund Cluster: 01 - Regular Agency Fund

Authorization: 01 - Current Year Appropriations

Report Status: ALL

No.	Allotments / Sub-Allotments		Description	UACS Code	Allotments					Sub-Allotment to Regions/Operating Units					Total Allotments / Net of Sub-allotments							
	Number	Date			PS	MOOE	CO	FINEX	Total	PS	MOOE	CO	FINEX	Total	PS	MOOE	CO	FINEX	Total			
	SAA 2017-06-1177	28/06/2017	Specific Budgets of National Government Agencies	1101101		1,000,000				1,000,000								1,000,000		1,000,000		
	SAA 2017-06-1208	29/06/2017	Specific Budgets of National Government Agencies	1101101		1,000,000				1,000,000								1,000,000		1,000,000		
	SAA 2017-07-1352	07/07/2017	Specific Budgets of National Government Agencies	1101101		150,000		5,630,000		5,780,000								150,000		5,630,000	5,780,000	
	SAA 2017-07-1401	12/07/2017	Specific Budgets of National Government Agencies	1101101		10,000,000				10,000,000								10,000,000		10,000,000		
	SAA 2017-07-1447	18/07/2017	Specific Budgets of National Government Agencies	1101101		1,000,000				1,000,000								1,000,000		1,000,000		
	SAA 2017-07-1481	27/07/2017	Specific Budgets of National Government Agencies	1101101				7,000,000		7,000,000										7,000,000	7,000,000	
	SAA 2017-08-0008	24/08/2017	Specific Budgets of National Government Agencies	1101101		250,126				250,126										250,126	250,126	
	SAA 2017-08-1510	03/08/2017	Specific Budgets of National Government Agencies	1101101				84,800,000		84,800,000										84,800,000	84,800,000	
	SAA 2017-09-1834	06/09/2017	Specific Budgets of National Government Agencies	1101101		1,000,000				1,000,000										1,000,000	1,000,000	
	SAA 2017-10-0010	20/10/2017	Specific Budgets of National Government Agencies	1101101		500,000				500,000										500,000	500,000	
	SAA 2017-10-0014	26/10/2017	Specific Budgets of National Government Agencies	1101101		352,140				352,140										352,140	352,140	
	SAA 2017-10-2019	27/10/2017	Specific Budgets of National Government Agencies	1101101		1,500,000				1,500,000										1,500,000	1,500,000	
	SAA 2017-11-2092	07/11/2017	Specific Budgets of National Government Agencies	1101101		12,713,720.89				12,713,720.89										12,713,720.89	12,713,720.89	
	SAA 2017-11-2144	28/11/2017	Specific Budgets of National Government Agencies	1101101		500,000				500,000										500,000	500,000	
	SAA 2017-12-0016	08/12/2017	Specific Budgets of National Government Agencies	1101101		792,000				792,000										792,000	792,000	
	SAA 2017-12-0017	29/12/2017	Specific Budgets of National Government Agencies	1101101		99,000				99,000										99,000	99,000	
	Mariveles Mental Hospital					14,553,627.47		2,490,000		17,043,627.47								14,553,627.47		2,490,000	17,043,627.47	
	SAA-2017-02-0076	06/02/2017	Specific Budgets of National Government Agencies	1101101				50,000		50,000										50,000	50,000	
	SAA-2017-02-0227	20/02/2017	Specific Budgets of National Government Agencies	1101101				100,000		100,000										100,000	100,000	
	SAA-2017-03-0331	10/04/2017	Specific Budgets of National Government Agencies	1101101		5,391,000				5,391,000								5,391,000			5,391,000	
	SAA-2017-03-0459	10/04/2017	Specific Budgets of National Government Agencies	1101101				240,000		240,000										240,000	240,000	
	SAA-2017-05-0822	10/05/2017	Specific Budgets of National Government Agencies	1101101				500,000		500,000										500,000	500,000	
	SAA-2017-08-1661	15/08/2017	Specific Budgets of National Government Agencies	1101101		9,162,627.47				9,162,627.47								9,162,627.47			9,162,627.47	
	SAA-2017-10-0015	30/10/2017	Specific Budgets of National Government Agencies	1101101				1,600,000		1,600,000										1,600,000	1,600,000	
	Bataan Provincial Hospital					25,251,000		24,220,000		114,000,000								25,251,000		24,220,000	114,000,000	
	SAA No. 2017-02-0073	06/02/2017	Specific Budgets of National Government Agencies	1101101				5,420,000		5,420,000										5,420,000	5,420,000	
	SAA No. 2017-02-0206	20/02/2017	Specific Budgets of National Government Agencies	1101101				4,000,000		4,000,000										4,000,000	4,000,000	
	SAA No. 2017-03-0277	07/03/2017	Specific Budgets of National Government Agencies	1101101		25,251,000				25,251,000								25,251,000			25,251,000	
	SAA No. 2017-03-0523	17/03/2017	Specific Budgets of National Government Agencies	1101101				1,000,000		1,000,000										1,000,000	1,000,000	
	SAA No. 2017-05-855	10/05/2017	Specific Budgets of National Government Agencies	1101101				50,000,000		50,000,000										50,000,000	50,000,000	
	SAA No. 2017-06-0005	30/06/2017	Specific Budgets of National Government Agencies	1101101				500,000		500,000										500,000	500,000	
	SAA No. 2017-06-1064	13/07/2017	Specific Budgets of National Government Agencies	1101101				500,000		500,000										500,000	500,000	
	SAA No. 2017-06-1207	29/06/2017	Specific Budgets of National Government Agencies	1101101				1,000,000		1,000,000										1,000,000	1,000,000	
	SAA No. 2017-07-1472	27/07/2017	Specific Budgets of National Government Agencies	1101101						30,000,000											30,000,000	30,000,000
	SAA No. 2017-08-1511	03/08/2017	Specific Budgets of National Government Agencies	1101101						34,000,000											34,000,000	34,000,000
	SAA No. 2017-08-1601	09/08/2017	Specific Budgets of National Government Agencies	1101101				10,000,000		10,000,000										10,000,000	10,000,000	
	SAA No. 2017-10-0012	20/10/2017	Specific Budgets of National Government Agencies	1101101				500,000		500,000										500,000	500,000	
	SAA No. 2017-10-2017	27/10/2017	Specific Budgets of National Government Agencies	1101101				1,000,000		1,000,000										1,000,000	1,000,000	
	SAA No. 2017-11-2112	20/11/2017	Specific Budgets of National Government Agencies	1101101				300,000		300,000										300,000	300,000	
	Bataan Rehabilitation Center					5,938,492.16		13,829,500		13,500,000								5,938,492.16		13,829,500	13,500,000	
	2017-03-0278	07/03/2017	Specific Budgets of National Government Agencies	1101101		3,174,000				3,174,000								3,174,000			3,174,000	
	2017-03-0383	13/03/2017	Specific Budgets of National Government Agencies	1101101				10,594,000		10,594,000										10,594,000	10,594,000	
	2017-06-1089	09/06/2017	Specific Budgets of National Government Agencies	1101101		2,764,492.16				2,764,492.16								2,764,492.16			2,764,492.16	
	2017-07-1332	06/07/2017	Specific Budgets of National Government Agencies	1101101						10,000,000											10,000,000	10,000,000
	2017-07-1487	27/07/2017	Specific Budgets of National Government Agencies	1101101						3,500,000											3,500,000	3,500,000
	2017-09-1906	28/09/2017	Specific Budgets of National Government Agencies	1101101				35,500		35,500										35,500	35,500	
	2017-11-2116	22/11/2017	Specific Budgets of National Government Agencies	1101101				2,000,000		2,000,000										2,000,000	2,000,000	
	2017-12-2165	11/01/2018	Specific Budgets of National Government Agencies	1101101				1,200,000		1,200,000										1,200,000	1,200,000	
	Region IVA - CALABARZON					94,089,620.84		336,078,148		433,677,900								94,089,620.84		336,078,148	433,677,900	
	Calabarzon Centers for Health Development					20,249,804.93		245,651,668		287,266,900								20,249,804.93		245,651,668	287,266,900	
	SAA-2017-01-008	31/01/2017	Specific Budgets of National Government Agencies	1101101				300,000		300,000										300,000	300,000	
	SAA-2017-02-025	01/02/2017	Specific Budgets of National Government Agencies	1101101				585,380		585,380										585,380	585,380	
	SAA-2017-02-039	03/02/2017	Specific Budgets of National Government Agencies	1101101				330,780		330,780										330,780	330,780	
	SAA-2017-02-114	06/02/2017	Specific Budgets of National Government Agencies	1101101				54,750,000		54,750,000										54,750,000	54,750,000	
	SAA-2017-02-123	06/02/2017	Specific Budgets of National Government Agencies	1101101				1,080,000		1,080,000										1,080,000	1,080,000	
	SAA-2017-02-140	10/02/2017	Specific Budgets of National Government Agencies	1101101				5,106,580		5,106,580										5,106,580	5,106,580	
	SAA-2017-02-158	13/02/2017	Specific Budgets of National Government Agencies	1101101				235,440		235,440										235,440	235,440	
	SAA-2017-02-188	16/02/2017	Specific Budgets of National Government Agencies	1101101				10,000,000		10,000,000										10,000,000	10,000,000	
	SAA-2017-02-1																					

FAR No. 1-B

LIST OF ALLOTMENTS AND SUB-ALLOTMENTS

As of the Quarter Ending December 31, 2017

Department: Department of Health (DOH)

Agency: Office of the Secretary

Operating Unit: All

Organization Code (UACS): 13001000000

Fund Cluster: 01 - Regular Agency Fund

Authorization: 01 - Current Year Appropriations

Report Status: ALL

No.	Allotments / Sub-Allotments			Funding Source	UACS Code	Allotments					Sub-Allotment to Regions/Operating Units					Total Allotments / Net of Sub-allotments				
	Number	Date	Description			PS	MOOE	CO	FINEX	Total	PS	MOOE	CO	FINEX	Total	PS	MOOE	CO	FINEX	Total
1	2	3	4	5	6	7	8	9	10=(6+7+8+9)	11	12	13	14	15=(11+12+13+14)	16	17	18	19	20=(16+17+18+19)	
	SAA-2017-03-399	13/03/2017	Specific Budgets of National Government Agencies	1101101		396,800			396,800										396,800	396,800
	SAA-2017-03-405	15/03/2017	Specific Budgets of National Government Agencies	1101101		993,842			993,842										993,842	993,842
	SAA-2017-03-418	13/03/2017	Specific Budgets of National Government Agencies	1101101		4,028,184			4,028,184										4,028,184	4,028,184
	SAA-2017-03-424	14/03/2017	Specific Budgets of National Government Agencies	1101101		738,600			738,600										738,600	738,600
	SAA-2017-03-443	15/03/2017	Specific Budgets of National Government Agencies	1101101		2,523,696			2,523,696										2,523,696	2,523,696
	SAA-2017-03-532	17/03/2017	Specific Budgets of National Government Agencies	1101101		1,000,000			1,000,000										1,000,000	1,000,000
	SAA-2017-03-549	17/03/2017	Specific Budgets of National Government Agencies	1101101		500,000			500,000										500,000	500,000
	SAA-2017-03-585	20/03/2017	Specific Budgets of National Government Agencies	1101101		300,000			300,000										300,000	300,000
	SAA-2017-03-609	23/03/2017	Specific Budgets of National Government Agencies	1101101		1,175,000			1,175,000										1,175,000	1,175,000
	SAA-2017-03-621	23/03/2017	Specific Budgets of National Government Agencies	1101101		250,000			250,000										250,000	250,000
	SAA-2017-03-637	23/03/2017	Specific Budgets of National Government Agencies	1101101		275,000			275,000										275,000	275,000
	SAA-2017-03-692	29/03/2017	Specific Budgets of National Government Agencies	1101101		350,000			350,000										350,000	350,000
	SAA-2017-04-0697	04/04/2017	Specific Budgets of National Government Agencies	1101101		2,700,000			2,700,000										2,700,000	2,700,000
	SAA-2017-04-0709	10/04/2017	Specific Budgets of National Government Agencies	1101101		10,000,000			10,000,000										10,000,000	10,000,000
	SAA-2017-04-0716	11/04/2017	Specific Budgets of National Government Agencies	1101101		446,200			446,200										446,200	446,200
	SAA-2017-04-0725	12/04/2017	Specific Budgets of National Government Agencies	1101101		280,000			280,000										280,000	280,000
	SAA-2017-04-0747	21/04/2017	Specific Budgets of National Government Agencies	1101101		715,294			715,294										715,294	715,294
	SAA-2017-04-0763	21/04/2017	Specific Budgets of National Government Agencies	1101101		282,353			282,353										282,353	282,353
	SAA-2017-04-0763	21/04/2017	Specific Budgets of National Government Agencies	1101101		500,000			500,000										500,000	500,000
	SAA-2017-05-0803	04/05/2017	Specific Budgets of National Government Agencies	1101101		49,959,292			49,959,292										49,959,292	49,959,292
	SAA-2017-05-0872	12/05/2017	Specific Budgets of National Government Agencies	1101101		3,000,000			3,000,000										3,000,000	3,000,000
	SAA-2017-05-0892	19/05/2017	Specific Budgets of National Government Agencies	1101101		450,000			450,000										450,000	450,000
	SAA-2017-05-0932	24/05/2017	Specific Budgets of National Government Agencies	1101101		420,616			420,616										420,616	420,616
	SAA-2017-05-0940	24/05/2017	Specific Budgets of National Government Agencies	1101101		150,000			150,000										150,000	150,000
	SAA-2017-05-0954	23/05/2017	Specific Budgets of National Government Agencies	1101101		380,000			380,000										380,000	380,000
	SAA-2017-05-0958	30/05/2017	Specific Budgets of National Government Agencies	1101101		600,000			600,000										600,000	600,000
	SAA-2017-05-0963	30/05/2017	Specific Budgets of National Government Agencies	1101101		420,616			420,616										420,616	420,616
	SAA-2017-05-1000	31/05/2017	Specific Budgets of National Government Agencies	1101101				97,000,000	97,000,000								97,000,000		97,000,000	97,000,000
	SAA-2017-05-1016	31/05/2017	Specific Budgets of National Government Agencies	1101101		600,000			600,000										600,000	600,000
	SAA-2017-06-1031	01/06/2017	Specific Budgets of National Government Agencies	1101101		1,388,000			1,388,000										1,388,000	1,388,000
	SAA-2017-06-1044	02/06/2017	Specific Budgets of National Government Agencies	1101101		3,000,000			3,000,000										3,000,000	3,000,000
	SAA-2017-06-1067	06/06/2017	Specific Budgets of National Government Agencies	1101101		45,000			45,000										45,000	45,000
	SAA-2017-06-1094	09/06/2017	Specific Budgets of National Government Agencies	1101101		3,048,300.72			3,048,300.72										3,048,300.72	3,048,300.72
	SAA-2017-06-1147	20/06/2017	Specific Budgets of National Government Agencies	1101101		-350,000			-350,000										-350,000	-350,000
	SAA-2017-06-1159	20/06/2017	Specific Budgets of National Government Agencies	1101101				80,000,000	80,000,000									80,000,000	80,000,000	
	SAA-2017-06-1182	28/06/2017	Specific Budgets of National Government Agencies	1101101		500,000			500,000										500,000	500,000
	SAA-2017-06-1262	29/06/2017	Specific Budgets of National Government Agencies	1101101		162,484			162,484										162,484	162,484
	SAA-2017-06-1279	30/06/2017	Specific Budgets of National Government Agencies	1101101		200,000			200,000										200,000	200,000
	SAA-2017-07-1309	05/07/2017	Specific Budgets of National Government Agencies	1101101		420,616			420,616										420,616	420,616
	SAA-2017-07-1371	07/07/2017	Specific Budgets of National Government Agencies	1101101				20,000,000	20,000,000									20,000,000	20,000,000	
	SAA-2017-07-1413	13/07/2017	Specific Budgets of National Government Agencies	1101101		300,000			300,000										300,000	300,000
	SAA-2017-07-1433	14/07/2017	Specific Budgets of National Government Agencies	1101101		10,000,000			10,000,000										10,000,000	10,000,000
	SAA-2017-07-1496	31/07/2017	Specific Budgets of National Government Agencies	1101101				7,100,000	7,100,000									7,100,000	7,100,000	
	SAA-2017-08-1551	03/08/2017	Specific Budgets of National Government Agencies	1101101		11,547,664			11,547,664										11,547,664	11,547,664
	SAA-2017-08-1563	07/08/2017	Specific Budgets of National Government Agencies	1101101				35,245,900	35,245,900										35,245,900	35,245,900
	SAA-2017-08-1650	10/08/2017	Specific Budgets of National Government Agencies	1101101		250,000			250,000										250,000	250,000
	SAA-2017-08-1752	18/08/2017	Specific Budgets of National Government Agencies	1101101				10,000,000	10,000,000									10,000,000	10,000,000	
	SAA-2017-09-1820	04/09/2017	Specific Budgets of National Government Agencies	1101101		6,000,000			6,000,000										6,000,000	6,000,000
	SAA-2017-09-1855	18/09/2017	Specific Budgets of National Government Agencies	1101101				7,571,000	7,571,000										7,571,000	7,571,000
	SAA-2017-09-1873	25/09/2017	Specific Budgets of National Government Agencies	1101101		200,000			200,000										200,000	200,000
	SAA-2017-09-1877	25/09/2017	Specific Budgets of National Government Agencies	1101101		480,000			480,000										480,000	480,000
	SAA-2017-09-1902	27/09/2017	Specific Budgets of National Government Agencies	1101101		420,616			420,616										420,616	420,616
	SAA-2017-10-1935	03/10/2017	Specific Budgets of National Government Agencies	1101101																
	SAA-2017-10-1961	06/10/2017	Specific Budgets of National Government Agencies	1101101		3,549,781.94			3,549,781.94										3,549,781.94	3,549,781.94
	SAA-2017-11-2091	07/11/2017	Specific Budgets of National Government Agencies	1101101		2,000,000			2,000,000										2,000,000	2,000,000
	SAA-2017-11-2145	29/11/2017	Specific Budgets of National Government Agencies	1101101		1,000,000			1,000,000										1,000,000	1,000,000
	SAA-2017-12-2167	13/12/2017	Specific Budgets of National Government Agencies	1101101		450,000			450,000										450,000	450,000
	SAA-2017-12-2173	14/12/2017	Specific Budgets of National Government Agencies	1101101		60,400			60,400										60,400	60,400
	SAA-2017-12-2173	14/12/2017	Specific Budgets of National Government Agencies	1101101																
	SAA-2017-12-2168	14/12/2017	Specific Budgets of National Government Agencies	1101101		857,283.39			857,283.39										857,283.39	857,283.39
	SAA-2017-12-2215	15/12/2017	Specific Budgets of National Government Agencies	1101101		1,423,438.88			1,423,438.88										1,423,438.88	1,423,438.88
	SAA-2017-12-2218	15/12/2017	Specific Budgets of National Government Agencies	1101101		2,000,000			2,000,000										2,000,000	2,000,000
	SAA-2017-12-2246	29/12/2017	Specific Budgets of National Government Agencies	1101101				10,350,000	10,350,000										10,350,000	10,350,000
	SAA-2017-12-2247	29/12/2017	Specific Budgets of National Government Agencies	1101101				20,000,000	20,000,000										20,000,000	20,000,000
	SAA-2017-12-2256	29/12/2017	Specific Budgets of National Government Agencies	1101101		10,000,000			10,000,000										10,000,000	10,000,000
	SAA-2017-9-1858	19/09/2017	Specific Budgets of National Government Agencies	1101101		700,000			700,000										700,000	700,000
	Batangas Medical Center					67,232,815.91		72,846,480	136,411,000										276,490,295.91	276,490,295.91

**FAR No. 1-B**  
**LIST OF ALLOTMENTS AND SUB-ALLOTMENTS**  
**As of the Quarter Ending December 31, 2017**

**Department: Department of Health (DOH)**  
**Agency: Office of the Secretary**  
**Operating Unit: All**  
**Organization Code (UACS): 13001000000**  
**Fund Cluster: 01 - Regular Agency Fund**

**Authorization: 01 - Current Year Appropriations**  
**Report Status: ALL**

No.	Allotments / Sub-Allotments		Description	UACS Code	Allotments					Sub-Allotment to Regions/Operating Units					Total Allotments / Net of Sub-allotments				
	Number	Date			PS	MOOE	CO	FINEX	Total	PS	MOOE	CO	FINEX	Total	PS	MOOE	CO	FINEX	Total
1	2	3	4	5	6	7	8	9	10=(6+7+8+9)	11	12	13	14	15=(11+12+13+14)	16	17	18	19	20=(16+17+18+19)
	SAA No. 2017-02-0077	06/02/2017	Specific Budgets of National Government Agencies	1101101		16,920,000			16,920,000							16,920,000			16,920,000
	SAA No. 2017-02-0208	20/02/2017	Specific Budgets of National Government Agencies	1101101		10,000,000			10,000,000							10,000,000			10,000,000
	SAA No. 2017-03-0280	07/03/2017	Specific Budgets of National Government Agencies	1101101	15,410,000				15,410,000						15,410,000				15,410,000
	SAA No. 2017-03-0376	10/03/2017	Specific Budgets of National Government Agencies	1101101		300,000			300,000							300,000			300,000
	SAA No. 2017-03-0419	13/03/2017	Specific Budgets of National Government Agencies	1101101		276,480			276,480							276,480			276,480
	SAA No. 2017-03-0531	17/03/2017	Specific Budgets of National Government Agencies	1101101		1,000,000			1,000,000							1,000,000			1,000,000
	SAA No. 2017-03-0795	05/03/2017	Specific Budgets of National Government Agencies	1101101		150,000			150,000							150,000			150,000
	SAA No. 2017-06-1066	06/06/2017	Specific Budgets of National Government Agencies	1101101		500,000			500,000							500,000			500,000
	SAA No. 2017-06-1166	22/06/2017	Specific Budgets of National Government Agencies	1101101		500,000			500,000							500,000			500,000
	SAA No. 2017-06-1210	29/06/2017	Specific Budgets of National Government Agencies	1101101		1,000,000			1,000,000							1,000,000			1,000,000
	SAA No. 2017-07-1353	07/07/2017	Specific Budgets of National Government Agencies	1101101			1,611,000		1,611,000								1,611,000		1,611,000
	SAA No. 2017-07-1474	27/07/2017	Specific Budgets of National Government Agencies	1101101			30,000,000		30,000,000								30,000,000		30,000,000
	SAA No. 2017-08-1571	09/08/2017	Specific Budgets of National Government Agencies	1101101		40,000,000			40,000,000							40,000,000			40,000,000
	SAA No. 2017-08-1615	10/08/2017	Specific Budgets of National Government Agencies	1101101			78,000,000		78,000,000								78,000,000		78,000,000
	SAA No. 2017-08-1630	10/08/2017	Specific Budgets of National Government Agencies	1101101			26,800,000		26,800,000								26,800,000		26,800,000
	SAA No. 2017-08-1748	17/08/2017	Specific Budgets of National Government Agencies	1101101		500,000			500,000							500,000			500,000
	SAA No. 2017-08-1755	18/08/2017	Specific Budgets of National Government Agencies	1101101	51,822,815.91				51,822,815.91						51,822,815.91				51,822,815.91
	SAA No.2017-07-1432	14/07/2017	Specific Budgets of National Government Agencies	1101101		500,000			500,000							500,000			500,000
	SAA No.2017-10-1949	05/10/2017	Specific Budgets of National Government Agencies	1101101		170,000			170,000							170,000			170,000
	SAA No.2017-10-2020	27/10/2017	Specific Budgets of National Government Agencies	1101101		1,000,000			1,000,000							1,000,000			1,000,000
	SAA No.2017-11-2143	28/11/2017	Specific Budgets of National Government Agencies	1101101		30,000			30,000							30,000			30,000
	Tagaytay Rehabilitation Center				6,607,000	17,580,000	10,000,000		34,187,000						6,607,000	17,580,000	10,000,000		34,187,000
	2017-09-1843	08/09/2017	Specific Budgets of National Government Agencies	1101101			-10,000,000		-10,000,000								-10,000,000		-10,000,000
	2017-11-2135	25/11/2018	Specific Budgets of National Government Agencies	1101101			10,000,000		10,000,000								10,000,000		10,000,000
	SAA 2017-06-001	20/06/2017	Specific Budgets of National Government Agencies	1101101		200,000			200,000							200,000			200,000
	SAA 2017-03-0355	07/03/2017	Specific Budgets of National Government Agencies	1101101	6,607,000				6,607,000						6,607,000				6,607,000
	SAA 2017-03-0384	13/03/2017	Specific Budgets of National Government Agencies	1101101		15,309,000			15,309,000							15,309,000			15,309,000
	SAA 2017-10-2068	30/10/2017	Specific Budgets of National Government Agencies	1101101		35,500			35,500							35,500			35,500
	SAA 2017-11-2135	27/11/2017	Specific Budgets of National Government Agencies	1101101			10,000,000		10,000,000								10,000,000		10,000,000
	SAA 2017-11-2146	29/11/2017	Specific Budgets of National Government Agencies	1101101		2,000,000			2,000,000							2,000,000			2,000,000
	SAA-2017-09-1908	28/09/2017	Specific Budgets of National Government Agencies	1101101		35,500			35,500							35,500			35,500
	Region V - Bicol				61,235,749.47	254,884,829.60	699,500,000		1,015,620,579.07		-5,112,167.60			-5,112,167.60	61,235,749.47	249,772,662	699,500,000		1,010,508,411.47
	Bicol Centers for Health Development				15,471,749.47	97,266,162	119,800,000		232,537,911.47		-5,112,167.60			-5,112,167.60	15,471,749.47	92,153,994.40	119,800,000		227,425,743.87
	SA NO. 2017-04-0765	21/04/2017	Specific Budgets of National Government Agencies	1101101		282,353			282,353		-32,353			-32,353		250,000			250,000
	SAA NO. 2017-02-0027	01/02/2017	Specific Budgets of National Government Agencies	1101101		585,380			585,380		-179,493.75			-179,493.75		405,886.25			405,886.25
	SAA NO. 2017-02-0107	06/02/2017	Specific Budgets of National Government Agencies	1101101		15,000,000			15,000,000							15,000,000			15,000,000
	SAA NO. 2017-02-0125	07/02/2017	Specific Budgets of National Government Agencies	1101101		880,000			880,000		-26,925			-26,925		853,075			853,075
	SAA NO. 2017-02-0142	10/02/2017	Specific Budgets of National Government Agencies	1101101		4,360,020			4,360,020		-730,960.90			-730,960.90		3,629,059.10			3,629,059.10
	SAA NO. 2017-02-0160	13/02/2017	Specific Budgets of National Government Agencies	1101101		235,440			235,440		-103,703.60			-103,703.60		131,736.40			131,736.40
	SAA NO. 2017-03-0281	07/03/2017	Specific Budgets of National Government Agencies	1101101		125,000			125,000						125,000				125,000
	SAA NO. 2017-03-0281	07/03/2017	Specific Budgets of National Government Agencies	1101101		1,193,000			1,193,000						1,193,000				1,193,000
	SAA NO. 2017-03-0394	13/03/2017	Specific Budgets of National Government Agencies	1101101		500,000			500,000		-36,500			-36,500		463,500			463,500
	SAA NO. 2017-03-0407	15/03/2017	Specific Budgets of National Government Agencies	1101101		787,427			787,427		-298,107			-298,107		489,320			489,320
	SAA NO. 2017-03-0426	14/03/2017	Specific Budgets of National Government Agencies	1101101		738,600			738,600		-218,514			-218,514		520,086			520,086
	SAA NO. 2017-03-0440	15/03/2017	Specific Budgets of National Government Agencies	1101101		480,000			480,000		-140,444.96			-140,444.96		339,555.04			339,555.04
	SAA NO. 2017-03-0445	15/03/2017	Specific Budgets of National Government Agencies	1101101		2,884,224			2,884,224							2,884,224			2,884,224
	SAA NO. 2017-03-0587	20/03/2017	Specific Budgets of National Government Agencies	1101101		300,000			300,000		-197,950			-197,950		102,050			102,050
	SAA NO. 2017-03-0611	23/03/2017	Specific Budgets of National Government Agencies	1101101		526,000			526,000		-199,611.50			-199,611.50		326,388.50			326,388.50
	SAA NO. 2017-03-0623	23/03/2017	Specific Budgets of National Government Agencies	1101101		250,000			250,000							250,000			250,000
	SAA NO. 2017-03-0639	23/03/2017	Specific Budgets of National Government Agencies	1101101		275,000			275,000		-260,717.48			-260,717.48		14,282.52			14,282.52
	SAA NO. 2017-03-0686	28/03/2017	Specific Budgets of National Government Agencies	1101101		2,160,000			2,160,000							2,160,000			2,160,000
	SAA NO. 2017-04-0698	05/04/2017	Specific Budgets of National Government Agencies	1101101		13,000,000			13,000,000		-184,315.09			-184,315.09		12,815,684.91			12,815,684.91
	SAA NO. 2017-04-0707	08/04/2017	Specific Budgets of National Government Agencies	1101101		500,000			500,000							500,000			500,000
	SAA NO. 2017-04-0717	11/04/2017	Specific Budgets of National Government Agencies	1101101		356,400			356,400		-47,419			-47,419		308,981			308,981
	SAA NO. 2017-04-0727	12/04/2017	Specific Budgets of National Government Agencies	1101101		234,000			234,000		-215,310			-215,310		18,690			18,690
	SAA NO. 2017-04-0749	21/04/2017	Specific Budgets of National Government Agencies	1101101		715,294			715,294		-15,294			-15,294		700,000			700,000
	SAA NO. 2017-05-0812	09/05/2017	Specific Budgets of National Government Agencies	1101101		2,114,250			2,114,250		-94,779.41			-94,779.41		2,019,470.59			2,019,470.59
	SAA NO. 2017-05-0825	10/05/2017	Specific Budgets of National Government Agencies	1101101		500,000			500,000		-29,600			-29,600		470,400			470,400
	SAA NO. 2017-05-0874	12/05/2017	Specific Budgets of National Government Agencies	1101101		576,000			576,000		-167,128.50			-167,128.50		408,871.50			408,871.50
	SAA NO. 2017-05-0888	18/05/2017	Specific Budgets of National Government Agencies	1101101															

FAR No. 1-B  
 LIST OF ALLOTMENTS AND SUB-ALLOTMENTS  
 As of the Quarter Ending December 31, 2017

Department: Department of Health (DOH)

Agency: Office of the Secretary

Operating Unit: All

Organization Code (UACS): 13001000000

Fund Cluster: 01 - Regular Agency Fund

Authorization: 01 - Current Year Appropriations

Report Status: ALL

No.	Allotments / Sub-Allotments		Description	Funding Source	UACS Code	Allotments					Sub-Allotment to Regional/Operating Units					Total Allotments / Net of Sub-allotments				
	Number	Date				PS	MOOE	CO	FINEX	Total	PS	MOOE	CO	FINEX	Total	PS	MOOE	CO	FINEX	Total
1	2	3	4	5	6	7	8	9	10=(6+7+8+9)	11	12	13	14	15=(11+12+13+14)	16	17	18	19	20=(16+17+18+19)	
	SAA NO. 2017-05-0965	30/05/2017	Specific Budgets of National Government Agencies		1101101		3,500,000		3,500,000					-933,750.95		2,566,249.05			2,566,249.05	
	SAA NO. 2017-05-1002	31/05/2017	Specific Budgets of National Government Agencies		1101101		480,704		480,704							480,704			480,704	
	SAA NO. 2017-05-1017	31/05/2017	Specific Budgets of National Government Agencies		1101101			45,000,000	45,000,000								45,000,000		45,000,000	
	SAA NO. 2017-06-1046	02/06/2017	Specific Budgets of National Government Agencies		1101101		1,336,000		1,336,000					-357,620.18		978,379.82			978,379.82	
	SAA NO. 2017-06-1070	06/06/2017	Specific Budgets of National Government Agencies		1101101		500,000		500,000							500,000			500,000	
	SAA NO. 2017-06-1149	20/06/2017	Specific Budgets of National Government Agencies		1101101	5,842,576.38			5,842,576.38						5,842,576.38				5,842,576.38	
	SAA NO. 2017-06-1184	28/06/2017	Specific Budgets of National Government Agencies		1101101			18,000,000	18,000,000								18,000,000		18,000,000	
	SAA NO. 2017-06-1264	29/06/2017	Specific Budgets of National Government Agencies		1101101		500,000		500,000							500,000			500,000	
	SAA NO. 2017-07-1311	05/07/2017	Specific Budgets of National Government Agencies		1101101		200,000		200,000							200,000			200,000	
	SAA NO. 2017-07-1346	07/07/2017	Specific Budgets of National Government Agencies		1101101			7,000,000	7,000,000								7,000,000		7,000,000	
	SAA NO. 2017-07-1363	07/07/2017	Specific Budgets of National Government Agencies		1101101		24,000	10,900,000	10,924,000					-24,000		10,900,000			10,900,000	
	SAA NO. 2017-07-1373	07/07/2017	Specific Budgets of National Government Agencies		1101101		480,704		480,704							480,704			480,704	
	SAA NO. 2017-07-1390	11/07/2017	Specific Budgets of National Government Agencies		1101101			-18,000,000	-18,000,000								-18,000,000		-18,000,000	
	SAA NO. 2017-08-1553	03/08/2017	Specific Budgets of National Government Agencies		1101101			8,700,000	8,700,000								8,700,000		8,700,000	
	SAA NO. 2017-08-1578	09/08/2017	Specific Budgets of National Government Agencies		1101101		5,340,000		5,340,000							5,340,000			5,340,000	
	SAA NO. 2017-08-1651	10/08/2017	Specific Budgets of National Government Agencies		1101101			25,000,000	25,000,000								25,000,000		25,000,000	
	SAA NO. 2017-09-1821	04/09/2017	Specific Budgets of National Government Agencies		1101101			3,500,000	3,500,000								3,500,000		3,500,000	
	SAA NO. 2017-09-1824	04/09/2017	Specific Budgets of National Government Agencies		1101101			-300,000	-300,000								-300,000		-300,000	
	SAA NO. 2017-09-1857	18/09/2017	Specific Budgets of National Government Agencies		1101101		1,000,000		1,000,000					-10,000		990,000			990,000	
	SAA NO. 2017-09-1879	25/09/2017	Specific Budgets of National Government Agencies		1101101		400,000		400,000							400,000			400,000	
	SAA NO. 2017-10-1937	03/10/2017	Specific Budgets of National Government Agencies		1101101		480,704		480,704							480,704			480,704	
	SAA NO. 2017-10-1963	06/10/2017	Specific Budgets of National Government Agencies		1101101	6,005,378.55			6,005,378.55						6,005,378.55				6,005,378.55	
	SAA NO. 2017-10-1998	27/10/2017	Specific Budgets of National Government Agencies		1101101		3,982,925		3,982,925							3,982,925			3,982,925	
	SAA NO. 2017-11-2072	02/11/2017	Specific Budgets of National Government Agencies		1101101		24,638,868		24,638,868							24,638,868			24,638,868	
	SAA NO. 2017-12-2158	06/12/2017	Specific Budgets of National Government Agencies		1101101		108,365		108,365							108,365			108,365	
	SAA NO. 2017-12-2175	14/12/2017	Specific Budgets of National Government Agencies		1101101		172,800		172,800										172,800	
	SAA NO. 2017-12-2190	14/12/2017	Specific Budgets of National Government Agencies		1101101	2,305,794.54			2,305,794.54						2,305,794.54				2,305,794.54	
	SAA NO. 2017-12-2226	29/12/2017	Specific Budgets of National Government Agencies		1101101			20,000,000	20,000,000								20,000,000		20,000,000	
	Bicol Medical Center					17,428,000	56,834,000	227,400,000	301,662,000						17,428,000	56,834,000	227,400,000		301,662,000	
	SAA No. 2017-05-012	22/05/2017	Specific Budgets of National Government Agencies		1101101		500,000		500,000							500,000			500,000	
	SAA No. 2017-02-004	23/02/2017	Specific Budgets of National Government Agencies		1101101		500,000		500,000							500,000			500,000	
	SAA No. 2017-02-0079	05/02/2017	Specific Budgets of National Government Agencies		1101101		20,700,000		20,700,000							20,700,000			20,700,000	
	SAA No. 2017-02-0209	20/02/2017	Specific Budgets of National Government Agencies		1101101		10,600,000		10,600,000							10,600,000			10,600,000	
	SAA No. 2017-03-0282	07/03/2017	Specific Budgets of National Government Agencies		1101101	17,428,000			17,428,000						17,428,000				17,428,000	
	SAA No. 2017-03-0551	16/03/2017	Specific Budgets of National Government Agencies		1101101		200,000		200,000							200,000			200,000	
	SAA No. 2017-03-0556	17/03/2017	Specific Budgets of National Government Agencies		1101101		300,000		300,000							300,000			300,000	
	SAA No. 2017-03-0685	27/03/2017	Specific Budgets of National Government Agencies		1101101		11,000,000		11,000,000							11,000,000			11,000,000	
	SAA No. 2017-04-0712	11/04/2017	Specific Budgets of National Government Agencies		1101101		150,000		150,000							150,000			150,000	
	SAA No. 2017-05-008	12/05/2017	Specific Budgets of National Government Agencies		1101101		2,000,000		2,000,000							2,000,000			2,000,000	
	SAA No. 2017-06-1069	08/06/2017	Specific Budgets of National Government Agencies		1101101		500,000		500,000							500,000			500,000	
	SAA No. 2017-06-1106	13/06/2017	Specific Budgets of National Government Agencies		1101101			25,000,000	25,000,000								25,000,000		25,000,000	
	SAA No. 2017-06-1213	28/06/2017	Specific Budgets of National Government Agencies		1101101		1,000,000		1,000,000							1,000,000			1,000,000	
	SAA No. 2017-08-017	17/08/2017	Specific Budgets of National Government Agencies		1101101		1,000,000		1,000,000							1,000,000			1,000,000	
	SAA No. 2017-08-1524	27/10/2017	Specific Budgets of National Government Agencies		1101101			75,300,000	75,300,000								75,300,000		75,300,000	
	SAA No. 2017-08-1632	10/08/2017	Specific Budgets of National Government Agencies		1101101			126,800,000	126,800,000								126,800,000		126,800,000	
	SAA No. 2017-08-1776	29/08/2017	Specific Budgets of National Government Agencies		1101101		2,000,000		2,000,000							2,000,000			2,000,000	
	SAA No. 2017-08-1789	29/08/2017	Specific Budgets of National Government Agencies		1101101		1,000,000		1,000,000							1,000,000			1,000,000	
	SAA No. 2017-08-1816	30/08/2017	Specific Budgets of National Government Agencies		1101101		3,000,000		3,000,000							3,000,000			3,000,000	
	SAA No. 2017-09-018	04/09/2017	Specific Budgets of National Government Agencies		1101101		1,000,000		1,000,000							1,000,000			1,000,000	
	SAA No. 2017-09-1825	04/09/2017	Specific Budgets of National Government Agencies		1101101			300,000	300,000								300,000		300,000	
	SAA No. 2017-09-1829	05/09/2017	Specific Budgets of National Government Agencies		1101101		384,000		384,000							384,000			384,000	
	SAA No. 2017-10-2021	27/10/2017	Specific Budgets of National Government Agencies		1101101		1,000,000		1,000,000							1,000,000			1,000,000	
	Bicol Regional Training & Teaching Hospital					20,577,000	62,087,167.60	245,500,000	328,164,167.60						20,577,000	62,087,167.60	245,500,000		328,164,167.60	
	SAA-2017-02-006	23/02/2017	Specific Budgets of National Government Agencies		1101101		500,000		500,000							500,000			500,000	
	SAA-2017-02-0090	06/02/2017	Specific Budgets of National Government Agencies		1101101		33,000,000		33,000,000							33,000,000			33,000,000	
	SAA-2017-02-0210	20/02/2017	Specific Budgets of National Government Agencies		1101101		5,900,000		5,900,000							5,900,000			5,900,000	
	SAA-2017-03-0283	07/03/2017	Specific Budgets of National Government Agencies		1101101	20,577,000			20,577,000						20,577,000				20,577,000	
	SAA-2017-03-0550	17/03/2017	Specific Budgets of National Government Agencies		1101101		500,000		500,000							500,000			500,000	
	SAA-2017-03-0684	28/03/2017	Specific Budgets of National Government Agencies		1101101		13,000,000		13,000,000							13,000,000			13,000,000	
	SAA-2017-06-1105	14/06/2017	Specific Budgets of National Government Agencies		1101101			4,000,000	4,000,000								4,000,000		4,000,000	
	SAA-2017-06-1127	16/06/2017	Specific Budgets of National Government																	

No.	Allotments / Sub-Allotments			Funding Source	UACS Code	Allotments					Sub-Allotment to Regional Operating Units					Total Allotments / Net of Sub-allotments					
	Number	Date	Description			PS	MOOE	CO	FINEX	Total	PS	MOOE	CO	FINEX	Total	PS	MOOE	CO	FINEX	Total	
					1101101			84,500,000										84,500,000		84,500,000	
	SAA-2017-08-1525	03/08/2017	Specific Budgets of National Government Agencies		1101101			70,000,000										70,000,000		70,000,000	
	SAA-2017-08-1619	10/08/2017	Specific Budgets of National Government Agencies		1101101					1,000,000								1,000,000		1,000,000	
	SAA-2017-08-1790	29/08/2017	Specific Budgets of National Government Agencies		1101101					300,000								300,000		300,000	
	SAA-2017-09-020	25/09/2017	Specific Budgets of National Government Agencies		1101101					1,500,000								1,500,000		1,500,000	
	SAA-2017-10-2022	27/10/2017	Specific Budgets of National Government Agencies		1101101					1,500,000								1,500,000		1,500,000	
	SAA-2017-11-2098	16/11/2017	Specific Budgets of National Government Agencies		1101101			925,000										925,000		925,000	
	SAA-2017-12-023	27/12/2017	Specific Budgets of National Government Agencies		1101101			4,112,167.60										4,112,167.60		4,112,167.60	
	Bicol Sanitarium						3,646,000	18,900,000	86,800,000									3,646,000	18,900,000	86,800,000	109,346,000
	SAA-02-005 (from chd 5)	23/02/2017	Specific Budgets of National Government Agencies		1101101			250,000										250,000		250,000	
	SAA-2017-02-0211	20/02/2017	Specific Budgets of National Government Agencies		1101101			600,000										600,000		600,000	
	SAA-2017-03-0081	02/02/2017	Specific Budgets of National Government Agencies		1101101			8,000,000										8,000,000		8,000,000	
	SAA-2017-03-0081	02/02/2017	Specific Budgets of National Government Agencies		1101101		3,646,000											3,646,000		3,646,000	
	SAA-2017-03-0284	07/03/2017	Specific Budgets of National Government Agencies		1101101			450,000										450,000		450,000	
	SAA-2017-03-0463	15/03/2017	Specific Budgets of National Government Agencies		1101101					60,000,000								60,000,000		60,000,000	
	SAA-2017-05-0833	10/05/2017	Specific Budgets of National Government Agencies		1101101			1,000,000										1,000,000		1,000,000	
	SAA-2017-06-1215	29/06/2017	Specific Budgets of National Government Agencies		1101101			1,000,000										1,000,000		1,000,000	
	SAA-2017-08-016	17/08/2017	Specific Budgets of National Government Agencies		1101101			1,000,000										1,000,000		1,000,000	
	SAA-2017-08-1633	10/08/2017	Specific Budgets of National Government Agencies		1101101				26,800,000									26,800,000		26,800,000	
	SAA-2017-08-1746	18/08/2017	Specific Budgets of National Government Agencies		1101101			600,000										600,000		600,000	
	SAA-2017-08-1746	18/08/2017	Specific Budgets of National Government Agencies		1101101			5,000,000										5,000,000		5,000,000	
	SAA-2017-08-1817	30/08/2017	Specific Budgets of National Government Agencies		1101101			1,000,000										1,000,000		1,000,000	
	SAA-2017-09-019	25/09/2017	Specific Budgets of National Government Agencies		1101101			1,000,000										1,000,000		1,000,000	
	SAA-2017-12-024	27/12/2017	Specific Budgets of National Government Agencies		1101101			1,000,000										1,000,000		1,000,000	
	Camarines Sur Rehabilitation Center						2,761,000	10,158,000	10,000,000									2,761,000	10,158,000	10,000,000	22,919,000
	SAA No. 2017-02-002	23/02/2017	Specific Budgets of National Government Agencies		1101101			1,000,000										1,000,000		1,000,000	
	SAA No. 2017-03-0291	07/03/2017	Specific Budgets of National Government Agencies		1101101		2,761,000											2,761,000		2,761,000	
	SAA No. 2017-03-0385	13/03/2017	Specific Budgets of National Government Agencies		1101101			7,487,000										7,487,000		7,487,000	
	SAA No. 2017-06-013	05/06/2017	Specific Budgets of National Government Agencies		1101101			1,600,000										1,600,000		1,600,000	
	SAA No. 2017-07-1334	06/07/2017	Specific Budgets of National Government Agencies		1101101				10,000,000									10,000,000		10,000,000	
	SAA No. 2017-09-1910	28/09/2017	Specific Budgets of National Government Agencies		1101101			35,500										35,500		35,500	
	SAA No. 2017-10-2069	30/10/2017	Specific Budgets of National Government Agencies		1101101			35,500										35,500		35,500	
	Malinao, Albay Rehabilitation Center						1,352,000	9,639,500	10,000,000									1,352,000	9,639,500	10,000,000	20,991,500
	SAA-2017-02-003	23/02/2017	Specific Budgets of National Government Agencies		1101101			500,000										500,000		500,000	
	SAA-2017-03-0328	07/03/2017	Specific Budgets of National Government Agencies		1101101		1,352,000											1,352,000		1,352,000	
	SAA-2017-03-0386	13/03/2017	Specific Budgets of National Government Agencies		1101101			5,504,000										5,504,000		5,504,000	
	SAA-2017-06-014	05/06/2017	Specific Budgets of National Government Agencies		1101101			1,600,000										1,600,000		1,600,000	
	SAA-2017-07-1335	06/07/2017	Specific Budgets of National Government Agencies		1101101				10,000,000									10,000,000		10,000,000	
	SAA-2017-09-1911	28/09/2017	Specific Budgets of National Government Agencies		1101101			35,500										35,500		35,500	
	SAA-2017-11-2119	22/11/2017	Specific Budgets of National Government Agencies		1101101			2,000,000										2,000,000		2,000,000	
	Region VI - Western Visayas						119,904,625.98	316,775,524	788,160,000									119,904,625.98	316,775,524	788,160,000	1,224,840,149.98
	Western Visayas Centers for Health Development						17,268,525.53	140,767,524	597,340,000									17,268,525.53	140,767,524	597,340,000	755,376,049.53
	2017-01-0019	31/01/2017	Specific Budgets of National Government Agencies		1101101			500,000										500,000		500,000	
	2017-02-0028	01/02/2017	Specific Budgets of National Government Agencies		1101101			585,380										585,380		585,380	
	2017-02-0108	06/02/2017	Specific Budgets of National Government Agencies		1101101			26,100,000										26,100,000		26,100,000	
	2017-02-0126	07/02/2017	Specific Budgets of National Government Agencies		1101101			910,000										910,000		910,000	
	2017-02-0143	10/02/2017	Specific Budgets of National Government Agencies		1101101			4,360,020										4,360,020		4,360,020	
	2017-02-0161	13/02/2017	Specific Budgets of National Government Agencies		1101101			235,440										235,440		235,440	
	2017-02-0191	17/02/2017	Specific Budgets of National Government Agencies		1101101			14,200,000										14,200,000		14,200,000	
	2017-03-0260	03/03/2017	Specific Budgets of National Government Agencies		1101101			6,000,000										6,000,000		6,000,000	
	2017-03-0362	07/03/2017	Specific Budgets of National Government Agencies		1101101		4,370,000											4,370,000		4,370,000	
	2017-03-0408	13/03/2017	Specific Budgets of National Government Agencies		1101101			817,212										817,212		817,212	
	2017-03-0427	14/03/2017	Specific Budgets of National Government Agencies		1101101			738,600										738,600		738,600	
	2017-03-0446	15/03/2017	Specific Budgets of National Government Agencies		1101101			1,261,848										1,261,848		1,261,848	
	2017-03-0496	17/03/2017	Specific Budgets of National Government Agencies		1101101			-200,000										-200,000		-200,000	
	2017-03-0502	17/03/2017	Specific Budgets of National Government Agencies		1101101			6,500,000										6,500,000		6,500,000	
	2017-03-0562	17/03/2017	Specific Budgets of National Government Agencies		1101101			2,000,000										2,000,000		2,000,000	
	2017-03-0624	23/03/2017	Specific Budgets of National Government Agencies		1101101			250,000										250,000		250,000	
	2017-03-0640	23/03/2017	Specific Budgets of National Government Agencies		1101101			275,000										275,000		275,000	
	SAA 17-4-728	12/04/2016	Specific Budgets of National Government Agencies		1101101			271,000										271,000		271,000	
	SAA 17-4-750	21/04/2017	Specific Budgets of National Government Agencies		1101101			715,294										715,294		715,294	
	SAA 17-4-766	21/04/2017	Specific Budgets of National Government Agencies		1101101			282,353										282,353		282,353	
	SAA 2017 9-1864	20/09/2017	Specific Budgets of National Government Agencies		1101101			500,000										500,000		500,000	
	SAA 2017-10-1938	03/10/2017	Specific Budgets of National Government Agencies		1101101			210,308										210,308		210,308	
	SAA 2017-10-1964	06/10/2017	Specific Budgets of National Government Agencies		1101101		5,425,516.93														

FAR No. 1-B

LIST OF ALLOTMENTS AND SUB-ALLOTMENTS

As of the Quarter Ending December 31, 2017

Department: Department of Health (DOH)

Agency: Office of the Secretary

Operating Unit: All

Organization Code (UACS): 13001000000

Fund Cluster: 01 - Regular Agency Fund

Authorization: 01 - Current Year Appropriations

Report Status: ALL

No.	Allotments / Sub-Allotments		Description	Funding Source	UACS Code	Allotments					Sub-Allotment to Regions/Operating Units					Total Allotments / Net of Sub-allotments				
	Number	Date				PS	MOOE	CO	FINEX	Total	PS	MOOE	CO	FINEX	Total	PS	MOOE	CO	FINEX	Total
1	2	3	4	5	6	7	8	9	10=(6+7+8+9)	11	12	13	14	15=(11+12+13+14)	16	17	18	19	20=(16+17+18+19)	
	SAA 2017-10-1999	18/01/2018	Specific Budgets of National Government Agencies		1101101		14,167,805		14,167,805											
	SAA 2017-12-2176	14/12/2017	Specific Budgets of National Government Agencies		1101101		62,400		62,400											
	SAA 2017-12-2191	04/12/2017	Specific Budgets of National Government Agencies		1101101	1,630,432.22			1,630,432.22						1,630,432.22					
	SAA 2017-12-2217	15/12/2017	Specific Budgets of National Government Agencies		1101101		500,000		500,000											
	SAA 2017-12-2244	29/12/2017	Specific Budgets of National Government Agencies		1101101			130,000,000	130,000,000											
	SAA 2017-4-704	06/04/2017	Specific Budgets of National Government Agencies		1101101		500,000		500,000											
	SAA 2017-4-718	11/04/2017	Specific Budgets of National Government Agencies		1101101		253,800		253,800											
	SAA 2017-5-1003	31/05/2017	Specific Budgets of National Government Agencies		1101101		210,308		210,308											
	SAA 2017-5-1018	31/05/2017	Specific Budgets of National Government Agencies		1101101			7,500,000	7,500,000											
	SAA 2017-5-800	24/05/2017	Specific Budgets of National Government Agencies		1101101		350,000		350,000											
	SAA 2017-5-821	10/05/2017	Specific Budgets of National Government Agencies		1101101		500,000		500,000											
	SAA 2017-5-875	12/05/2017	Specific Budgets of National Government Agencies		1101101		5,780,000		5,780,000											
	SAA 2017-5-882	15/05/2017	Specific Budgets of National Government Agencies		1101101		330,780		330,780											
	SAA 2017-5-893	19/05/2017	Specific Budgets of National Government Agencies		1101101		2,000,000		2,000,000											
	SAA 2017-5-909	19/05/2017	Specific Budgets of National Government Agencies		1101101		2,000,000		2,000,000					-2,000,000						
	SAA 2017-5-935	24/05/2017	Specific Budgets of National Government Agencies		1101101		450,000		450,000											
	SAA 2017-5-943	24/05/2017	Specific Budgets of National Government Agencies		1101101		210,308		210,308											
	SAA 2017-5-966	30/05/2017	Specific Budgets of National Government Agencies		1101101		3,970,000		3,970,000											
	SAA 2017-6-1047	02/06/2017	Specific Budgets of National Government Agencies		1101101		1,338,000		1,338,000											
	SAA 2017-6-1071	06/06/2017	Specific Budgets of National Government Agencies		1101101		500,000		500,000											
	SAA 2017-6-1085	08/06/2017	Specific Budgets of National Government Agencies		1101101			150,000,000	150,000,000											
	SAA 2017-6-1116	14/06/2017	Specific Budgets of National Government Agencies		1101101		1,500,000		1,500,000											
	SAA 2017-6-1150	20/06/2017	Specific Budgets of National Government Agencies		1101101	5,842,576.38			5,842,576.38						5,842,576.38					
	SAA 2017-6-1265	29/06/2017	Specific Budgets of National Government Agencies		1101101		500,000		500,000					-500,000						
	SAA 2017-6-1267	29/06/2017	Specific Budgets of National Government Agencies		1101101		500,000		500,000					-500,000						
	SAA 2017-7-1328	06/07/2017	Specific Budgets of National Government Agencies		1101101		1,750,000		1,750,000											
	SAA 2017-7-1364	07/07/2017	Specific Budgets of National Government Agencies		1101101			3,340,000	3,340,000											
	SAA 2017-7-1374	07/07/2017	Specific Budgets of National Government Agencies		1101101		210,308		210,308											
	SAA 2017-7-1411	13/07/2017	Specific Budgets of National Government Agencies		1101101		2,600,000		2,600,000											
	SAA 2017-7-1419	14/07/2017	Specific Budgets of National Government Agencies		1101101		12,500,000		12,500,000											
	SAA 2017-7-1434	14/07/2017	Specific Budgets of National Government Agencies		1101101		200,000		200,000											
	SAA 2017-8-1554	03/08/2017	Specific Budgets of National Government Agencies		1101101			6,500,000	6,500,000											
	SAA 2017-8-1583	09/08/2017	Specific Budgets of National Government Agencies		1101101		2,000,000		2,000,000											
	SAA 2017-8-1587	09/08/2017	Specific Budgets of National Government Agencies		1101101		200,000		200,000											
	SAA 2017-8-1595	09/08/2017	Specific Budgets of National Government Agencies		1101101		8,000,000		8,000,000											
	SAA 2017-8-1600	09/08/2017	Specific Budgets of National Government Agencies		1101101		4,700,000		4,700,000											
	SAA 2017-8-1662	10/08/2017	Specific Budgets of National Government Agencies		1101101			300,000,000	300,000,000											
	SAA 2017-8-1669	16/08/2017	Specific Budgets of National Government Agencies		1101101		1,000,000		1,000,000											
	SAA 2017-8-1742	16/08/2017	Specific Budgets of National Government Agencies		1101101		500,000		500,000											
	SAA 2017-9-1859	19/09/2017	Specific Budgets of National Government Agencies		1101101		1,000,000		1,000,000											
	SAA 2017-9-1880	25/09/2017	Specific Budgets of National Government Agencies		1101101		400,000		400,000											
	SAA 2017-7-1312	05/07/2017	Specific Budgets of National Government Agencies		1101101		200,000		200,000											
	Western Visayas Medical Center					39,255,065.20	90,135,000	104,630,000	234,020,065.20						39,255,065.20	90,135,000	104,630,000		234,020,065.20	
	SAA#2017-02-0083	06/02/2017	Specific Budgets of National Government Agencies		1101101		8,470,000		8,470,000											
	SAA#2017-02-0246	20/02/2017	Specific Budgets of National Government Agencies		1101101		12,300,000		12,300,000											
	SAA#2017-03-0363	07/03/2017	Specific Budgets of National Government Agencies		1101101	29,587,000			29,587,000						29,587,000					
	SAA#2017-03-0466	15/03/2017	Specific Budgets of National Government Agencies		1101101		400,000		400,000											
	SAA#2017-03-0503	17/03/2017	Specific Budgets of National Government Agencies		1101101		2,000,000		2,000,000											
	SAA#2017-03-0535	17/03/2017	Specific Budgets of National Government Agencies		1101101		500,000		500,000											
	SAA#2017-03-0563	17/03/2017	Specific Budgets of National Government Agencies		1101101		500,000		500,000											
	SAA#2017-03-0678	27/03/2017	Specific Budgets of National Government Agencies		1101101		126,000		126,000											
	SAA#2017-05-0799	02/05/2017	Specific Budgets of National Government Agencies		1101101		500,000		500,000											
	SAA#2017-05-1020	31/05/2017	Specific Budgets of National Government Agencies		1101101			7,000,000	7,000,000											
	SAA#2017-06-1072	06/06/2017	Specific Budgets of National Government Agencies		1101101		500,000		500,000											
	SAA#2017-06-1107	14/06/2017	Specific Budgets of National Government Agencies		1101101			23,830,000	23,830,000											
	SAA#2017-06-1108	14/06/2017	Specific Budgets of National Government Agencies		1101101			7,000,000	7,000,000											
	SAA#2017-06-1128	16/06/2017	Specific Budgets of National Government Agencies		1101101		10,350,000		10,350,000											
	SAA#2017-06-1217	29/06/2017	Specific Budgets of National Government Agencies		1101101		1,000,000		1,000,000											
	SAA#2017-07-1476	27/07/2017	Specific Budgets of National Government Agencies		1101101			30,000,000	30,000,000											
	SAA#2017-08	27/04/2017	Specific Budgets of National Government Agencies		1101101		1,000,000		1,000,000											
	SAA#2017-08-1526	03/08/2017	Specific Budgets of National Government Agencies		1101101			19,800,000	19,800,000											
	SAA#2017-08-1565	08/08/2017	Specific Budgets of National Government Agencies		1101101		250,000		250,000											
	SAA#2017-08-1579	09/08/2017	Specific Budgets of National Government Agencies		1101101		40,000,000		40,000,000											
	SAA#2017-08-1599	09/08/2017	Specific Budgets of National Government Agencies		1101101		1,000,000		1,000,000											
	SAA#2017-08-1612	10/08/2017	Specific Budgets of National Government Agencies		1101101			17,000,000	17,000,000											

FAR No. 1-B

LIST OF ALLOTMENTS AND SUB-ALLOTMENTS

As of the Quarter Ending December 31, 2017

Department: Department of Health (DOH)

Agency: Office of the Secretary

Operating Unit: All

Organization Code (UACS): 13001000000

Fund Cluster: 01 - Regular Agency Fund

Authorization: 01 - Current Year Appropriations

Report Status: ALL

No.	Allotments / Sub-Allotments		Funding Source	UACS Code	Allotments					Sub-Allotment to Regions/Operating Units					Total Allotments / Net of Sub-allotments				
	Number	Date			Description	PS	MOOE	CO	FINEX	Total	PS	MOOE	CO	FINEX	Total	PS	MOOE	CO	FINEX
1	2	3	4	5	6	7	8	9	10=(6+7+8+9)	11	12	13	14	15=(11+12+13+14)	16	17	18	19	20=(16+17+18+19)
	SAA#2017-08-1672	16/08/2017	Specific Budgets of National Government Agencies	1101101		1,500,000			1,500,000							1,500,000			1,500,000
	SAA#2017-08-1741	16/08/2017	Specific Budgets of National Government Agencies	1101101		1,000,000			1,000,000							1,000,000			1,000,000
	SAA#2017-08-1792	29/08/2017	Specific Budgets of National Government Agencies	1101101		1,000,000			1,000,000							1,000,000			1,000,000
	SAA#2017-09	27/04/2017	Specific Budgets of National Government Agencies	1101101		1,000,000			1,000,000							1,000,000			1,000,000
	SAA#2017-09-1841	08/09/2017	Specific Budgets of National Government Agencies	1101101	9,668,065.20				9,668,065.20						9,668,065.20				9,668,065.20
	SAA#2017-10-2023	27/10/2017	Specific Budgets of National Government Agencies	1101101		500,000			500,000							500,000			500,000
	SAA#2017-11	29/05/2017	Specific Budgets of National Government Agencies	1101101		1,000,000			1,000,000							1,000,000			1,000,000
	SAA#2017-12	15/06/2017	Specific Budgets of National Government Agencies	1101101		1,200,000			1,200,000							1,200,000			1,200,000
	SAA#2017-12-2222	22/12/2017	Specific Budgets of National Government Agencies	1101101		1,239,000			1,239,000							1,239,000			1,239,000
	SAA#2017-15	14/07/2017	Specific Budgets of National Government Agencies	1101101		500,000			500,000							500,000			500,000
	SAA#2017-16	28/07/2017	Specific Budgets of National Government Agencies	1101101		2,000,000			2,000,000							2,000,000			2,000,000
	SAA#2107-04	13/03/2017	Specific Budgets of National Government Agencies	1101101		300,000			300,000							300,000			300,000
	Corazon Locsin-Monteibano Memorial Regional Hospital				54,379,035.25	60,677,500	890,000		115,946,535.25						54,379,035.25	60,677,500	890,000		115,946,535.25
	SAA No. 2017-02-0082	06/02/2017	Specific Budgets of National Government Agencies	1101101		23,750,000			23,750,000							23,750,000			23,750,000
	SAA No. 2017-02-0136	13/02/2017	Specific Budgets of National Government Agencies	1101101		200,000			200,000							200,000			200,000
	SAA No. 2017-02-0213	20/02/2017	Specific Budgets of National Government Agencies	1101101		5,800,000			5,800,000							5,800,000			5,800,000
	SAA No. 2017-03	15/02/2017	Specific Budgets of National Government Agencies	1101101		1,200,000			1,200,000							1,200,000			1,200,000
	SAA No. 2017-03-0298 (APB)	07/03/2017	Specific Budgets of National Government Agencies	1101101	32,548,000				32,548,000						32,548,000				32,548,000
	SAA No. 2017-03-0393	13/03/2017	Specific Budgets of National Government Agencies	1101101		100,000			100,000							100,000			100,000
	SAA No. 2017-03-0464	15/03/2017	Specific Budgets of National Government Agencies	1101101		350,000			350,000							350,000			350,000
	SAA No. 2017-03-0520	17/03/2017	Specific Budgets of National Government Agencies	1101101		1,500,000			1,500,000							1,500,000			1,500,000
	SAA No. 2017-03-0528	17/03/2017	Specific Budgets of National Government Agencies	1101101		1,000,000			1,000,000							1,000,000			1,000,000
	SAA No. 2017-05	13/03/2017	Specific Budgets of National Government Agencies	1101101		300,000			300,000							300,000			300,000
	SAA No. 2017-06-1140 (APB)	19/06/2017	Specific Budgets of National Government Agencies	1101101	12,698,103.92				12,698,103.92						12,698,103.92				12,698,103.92
	SAA No. 2017-06-1227	29/06/2017	Specific Budgets of National Government Agencies	1101101		1,000,000			1,000,000							1,000,000			1,000,000
	SAA No. 2017-07-1286	03/07/2017	Specific Budgets of National Government Agencies	1101101		7,500			7,500							7,500			7,500
	SAA No. 2017-07-1354	07/07/2017	Specific Budgets of National Government Agencies	1101101			590,000		590,000								590,000		590,000
	SAA No. 2017-07-1402	12/07/2017	Specific Budgets of National Government Agencies	1101101		10,000,000			10,000,000							10,000,000			10,000,000
	SAA No. 2017-07-1420	14/07/2017	Specific Budgets of National Government Agencies	1101101		200,000			200,000							200,000			200,000
	SAA No. 2017-07-1498	31/07/2017	Specific Budgets of National Government Agencies	1101101		1,000,000			1,000,000							1,000,000			1,000,000
	SAA No. 2017-08-1528	03/08/2017	Specific Budgets of National Government Agencies	1101101			300,000		300,000								300,000		300,000
	SAA No. 2017-08-1582	09/08/2017	Specific Budgets of National Government Agencies	1101101		2,000,000			2,000,000							2,000,000			2,000,000
	SAA No. 2017-08-1588	09/08/2017	Specific Budgets of National Government Agencies	1101101		600,000			600,000							600,000			600,000
	SAA No. 2017-08-1670	16/10/2017	Specific Budgets of National Government Agencies	1101101		7,000,000			7,000,000							7,000,000			7,000,000
	SAA No. 2017-08-1791	29/10/2017	Specific Budgets of National Government Agencies	1101101		1,000,000			1,000,000							1,000,000			1,000,000
	SAA No. 2017-09-1891 (APB)	25/09/2017	Specific Budgets of National Government Agencies	1101101	9,132,931.33				9,132,931.33						9,132,931.33				9,132,931.33
	SAA No. 2017-10	28/04/2017	Specific Budgets of National Government Agencies	1101101		1,500,000			1,500,000							1,500,000			1,500,000
	SAA No. 2017-10-1953	05/10/2017	Specific Budgets of National Government Agencies	1101101		170,000			170,000							170,000			170,000
	SAA No. 2017-10-2024	06/11/2017	Specific Budgets of National Government Agencies	1101101		500,000			500,000							500,000			500,000
	SAA No. 2017-13	15/08/2017	Specific Budgets of National Government Agencies	1101101		1,000,000			1,000,000							1,000,000			1,000,000
	SAA No. 2017-4	14/07/2017	Specific Budgets of National Government Agencies	1101101		500,000			500,000							500,000			500,000
	Western Visayas Sanitarium				2,669,000	11,750,000	36,300,000		50,719,000						2,669,000	11,750,000	36,300,000		50,719,000
	SAA 2017-03-0364	10/04/2017	Specific Budgets of National Government Agencies	1101101	2,669,000				2,669,000						2,669,000				2,669,000
	SAA NO. 2017-05-0835	10/05/2017	Specific Budgets of National Government Agencies	1101101			35,000,000		35,000,000								35,000,000		35,000,000
	SAA No. 2017-02-0084	06/02/2017	Specific Budgets of National Government Agencies	1101101		1,500,000			1,500,000							1,500,000			1,500,000
	SAA No. 2017-03-0375	21/03/2017	Specific Budgets of National Government Agencies	1101101		300,000			300,000							300,000			300,000
	SAA No. 2017-03-0467	09/05/2017	Specific Budgets of National Government Agencies	1101101		200,000			200,000							200,000			200,000
	SAA No. 2017-06	21/03/2017	Specific Budgets of National Government Agencies	1101101		250,000			250,000							250,000			250,000
	SAA No. 2017-06-1218	26/06/2017	Specific Budgets of National Government Agencies	1101101		500,000			500,000							500,000			500,000
	SAA No. 2017-07-1327	06/07/2017	Specific Budgets of National Government Agencies	1101101		1,500,000			1,500,000							1,500,000			1,500,000
	SAA No. 2017-08-1527	03/08/2017	Specific Budgets of National Government Agencies	1101101			1,300,000		1,300,000								1,300,000		1,300,000
	SAA No. 2017-08-1594	13/09/2017	Specific Budgets of National Government Agencies	1101101		1,000,000			1,000,000							1,000,000			1,000,000
	SAA No. 2017-08-1657	13/09/2017	Specific Budgets of National Government Agencies	1101101		5,000,000			5,000,000							5,000,000			5,000,000
	SAA No. 2017-08-1740	13/09/2017	Specific Budgets of National Government Agencies	1101101		1,500,000			1,500,000							1,500,000			1,500,000
	Don Jose S. Morfont Medical Center Extension Hospital				4,166,000	5,750,000	39,000,000		48,916,000						4,166,000	5,750,000	39,000,000		48,916,000
	SAA No. 2017-03-0307	07/03/2017	Specific Budgets of National Government Agencies	1101101	4,166,000				4,166,000						4,166,000				4,166,000
	SAA No. 2017-03-0465	07/03/2017	Specific Budgets of National Government Agencies	1101101		200,000			200,000							200,000			200,000
	SAA No. 2017-05-0834	10/05/2017	Specific Budgets of National Government Agencies	1101101			39,000,000		39,000,000								39,000,000		39,000,000
	SAA No. 2017-06-1216	28/07/2017	Specific Budgets of National Government Agencies	1101101		300,000			300,000							300,000			300,000
	SAA No. 2017-07	13/03/2017	Specific Budgets of National Government Agencies	1101101		250,000			250,000							250,000			250,000
	SAA No. 2017-08-1574	09/08/2017	Specific Budgets of National Government Agencies	1101101		5,000,000			5,000,000							5,000,000			







FAR No. 1-B

LIST OF ALLOTMENTS AND SUB-ALLOTMENTS

As of the Quarter Ending December 31, 2017

Department: Department of Health (DOH)

Agency: Office of the Secretary

Operating Unit: All

Organization Code (UACS): 130010000000

Fund Cluster: 01 - Regular Agency Fund

Authorization: 01 - Current Year Appropriations

Report Status: ALL

No.	Allotments / Sub-Allotments			Funding Source	UACS Code	Allotments					Sub-Allotment to Regions/Operating Units					Total Allotments / Net of Sub-allotments				
	Number	Date	Description			PS	MOOE	CO	FINEX	Total	PS	MOOE	CO	FINEX	Total	PS	MOOE	CO	FINEX	Total
1	2	3	4	5	6	7	8	9	10=(6+7+8+9)	11	12	13	14	15=(11+12+13+14)	16	17	18	19	20=(16+17+18+19)	
	SAA NO.2017-10-0014	10/10/2017	Specific Budgets of National Government Agencies	1101101		500,000			500,000										500,000	500,000
	SAA NO.2017-10-1992	25/10/2017	Specific Budgets of National Government Agencies	1101101	9,260,472.32				9,260,472.32						9,260,472.32					9,260,472.32
	SAA NO.2017-10-2025	27/10/2017	Specific Budgets of National Government Agencies	1101101		500,000			500,000										500,000	500,000
	SAA NO.2017-12-2168	14/12/2017	Specific Budgets of National Government Agencies	1101101	-3,000,000				-3,000,000						-3,000,000					-3,000,000
	SAA NO> 2017-10-0021	19/10/2017	Specific Budgets of National Government Agencies	1101101		75,000			75,000										75,000	75,000
	SAA NO>2017-06-1220	29/06/2017	Specific Budgets of National Government Agencies	1101101		1,000,000			1,000,000										1,000,000	1,000,000
	St. Anthony Mother and Child Hospital				2,216,000	1,650,000	86,800,000		90,666,000						2,216,000	1,650,000	86,800,000		90,666,000	
	SAA No. 2017-03-0353 (DOH-CO)	07/03/2017	Specific Budgets of National Government Agencies	1101101	2,216,000				2,216,000						2,216,000					2,216,000
	SAA No. 2017-03-0470 (DOH-CO)	15/03/2017	Specific Budgets of National Government Agencies	1101101		350,000			350,000										350,000	350,000
	SAA No. 2017-03-0525 (DOH-CO)	17/03/2017	Specific Budgets of National Government Agencies	1101101		500,000			500,000										500,000	500,000
	SAA No. 2017-05-0838 (DOH-CO)	10/05/2017	Specific Budgets of National Government Agencies	1101101			60,000,000		60,000,000								60,000,000			60,000,000
	SAA No. 2017-06-0004 (DOH-RO7)	22/06/2017	Specific Budgets of National Government Agencies	1101101		250,000			250,000										250,000	250,000
	SAA No. 2017-06-1222 (DOH-CO)	29/06/2017	Specific Budgets of National Government Agencies	1101101		500,000			500,000										500,000	500,000
	SAA No. 2017-08-1635(DOH-CO)	10/08/2017	Specific Budgets of National Government Agencies	1101101			26,800,000		26,800,000								26,800,000			26,800,000
	SAA No. 2017-10-0019 (DOH-RO7)	19/10/2017	Specific Budgets of National Government Agencies	1101101		50,000			50,000										50,000	50,000
	Eversley Child Sanitarium				10,441,519.50	9,675,000	68,500,000		88,616,519.50						10,441,519.50	9,675,000	68,500,000		88,616,519.50	
	SAA NO. 2017-02-0219	20/02/2017	Specific Budgets of National Government Agencies	1101101		4,000,000			4,000,000										4,000,000	4,000,000
	SAA NO. 2017-03-0315	07/03/2017	Specific Budgets of National Government Agencies	1101101	5,944,000				5,944,000						5,944,000					5,944,000
	SAA NO. 2017-03-0469	15/03/2017	Specific Budgets of National Government Agencies	1101101		350,000			350,000										350,000	350,000
	SAA NO. 2017-03-0509	17/03/2017	Specific Budgets of National Government Agencies	1101101		2,000,000			2,000,000										2,000,000	2,000,000
	SAA NO. 2017-03-0527	17/03/2017	Specific Budgets of National Government Agencies	1101101		500,000			500,000										500,000	500,000
	SAA NO. 2017-05-0837	10/05/2017	Specific Budgets of National Government Agencies	1101101			40,000,000		40,000,000								40,000,000			40,000,000
	SAA NO. 2017-06-005	22/06/2017	Specific Budgets of National Government Agencies	1101101		250,000			250,000										250,000	250,000
	SAA NO. 2017-06-1175	28/06/2017	Specific Budgets of National Government Agencies	1101101		1,000,000			1,000,000										1,000,000	1,000,000
	SAA NO. 2017-06-1221	29/06/2017	Specific Budgets of National Government Agencies	1101101		500,000			500,000										500,000	500,000
	SAA NO. 2017-08-1530	03/08/2017	Specific Budgets of National Government Agencies	1101101			21,500,000		21,500,000								21,500,000			21,500,000
	SAA NO. 2017-08-1620	10/08/2017	Specific Budgets of National Government Agencies	1101101			7,000,000		7,000,000								7,000,000			7,000,000
	SAA NO. 2017-10-020	19/10/2017	Specific Budgets of National Government Agencies	1101101		75,000			75,000								75,000			75,000
	SAA NO. 2017-10-1979	18/10/2017	Specific Budgets of National Government Agencies	1101101	4,497,519.50				4,497,519.50						4,497,519.50					4,497,519.50
	SAA NO. 2017-11-2132	24/11/2017	Specific Budgets of National Government Agencies	1101101		1,000,000			1,000,000								1,000,000			1,000,000
	Talsay District Hospital				2,327,000	5,825,000	45,000,000		53,152,000						2,327,000	5,825,000	45,000,000		53,152,000	
	17-06-003	22/06/2017	Specific Budgets of National Government Agencies	1101101		250,000			250,000										250,000	250,000
	17-10-015	10/10/2017	Specific Budgets of National Government Agencies	1101101		200,000			200,000										200,000	200,000
	17-10-018	19/10/2017	Specific Budgets of National Government Agencies	1101101		75,000			75,000										75,000	75,000
	2017-02-0087	05/02/2017	Specific Budgets of National Government Agencies	1101101		1,000,000			1,000,000										1,000,000	1,000,000
	2017-03-0357	07/03/2017	Specific Budgets of National Government Agencies	1101101	2,327,000				2,327,000						2,327,000					2,327,000
	2017-03-0471	15/03/2017	Specific Budgets of National Government Agencies	1101101		300,000			300,000										300,000	300,000
	2017-03-0526	17/03/2017	Specific Budgets of National Government Agencies	1101101		500,000			500,000										500,000	500,000
	2017-05-0839	10/05/2017	Specific Budgets of National Government Agencies	1101101			45,000,000		45,000,000								45,000,000			45,000,000
	2017-05-0929	23/05/2017	Specific Budgets of National Government Agencies	1101101		2,000,000			2,000,000										2,000,000	2,000,000
	2017-06-1223	29/06/2017	Specific Budgets of National Government Agencies	1101101		500,000			500,000										500,000	500,000
	2017-08-1793	27/10/2017	Specific Budgets of National Government Agencies	1101101		1,000,000			1,000,000										1,000,000	1,000,000
	Don Emilio del Valle Memorial Hospital				4,874,172.48	8,900,000	130,000,000		143,774,172.48						4,874,172.48	8,900,000	130,000,000		143,774,172.48	
	SAA NO. 17-10-022	19/10/2017	Specific Budgets of National Government Agencies	1101101		50,000			50,000										50,000	50,000
	SAA NO. 2017-02-0085	06/02/2017	Specific Budgets of National Government Agencies	1101101		6,000,000			6,000,000										6,000,000	6,000,000
	SAA NO. 2017-03-0306	11/04/2017	Specific Budgets of National Government Agencies	1101101	4,874,172.48				4,874,172.48						4,874,172.48					4,874,172.48
	SAA NO. 2017-03-0468	11/04/2017	Specific Budgets of National Government Agencies	1101101		150,000			150,000										150,000	150,000
	SAA NO. 2017-03-0506	11/04/2017	Specific Budgets of National Government Agencies	1101101		1,500,000			1,500,000										1,500,000	1,500,000
	SAA NO. 2017-05-0836	10/05/2017	Specific Budgets of National Government Agencies	1101101			60,000,000		60,000,000								60,000,000			60,000,000
	SAA NO. 2017-06-007	22/06/2017	Specific Budgets of National Government Agencies	1101101		250,000			250,000										250,000	250,000
	SAA NO. 2017-06-1075	06/06/2017	Specific Budgets of National Government Agencies	1101101		250,000			250,000										250,000	250,000
	SAA NO. 2017-06-1219	29/06/2017	Specific Budgets of National Government Agencies	1101101		500,000			500,000										500,000	500,000
	SAA NO. 2017-07-1435	14/07/2017	Specific Budgets of National Government Agencies	1101101		200,000			200,000										200,000	200,000
	SAA NO. 2017-08-1529	03/08/2017	Specific Budgets of National Government Agencies	1101101			70,000,000		70,000,000										70,000,000	70,000,000
	Argao, Cebu Rehabilitation Center				2,533,000	12,493,500	10,000,000		25,026,500						2,533,000	12,493,500	10,000,000		25,026,500	
	2017-03-0274	07/03/2017	Specific Budgets of National Government Agencies	1101101	2,533,000				2,533,000						2,533,000					2,533,000
	2017-03-0388	13/03/2017	Specific Budgets of National Government Agencies	1101101		9,988,000			9,988,000										9,988,000	9,988,000
	2017-04-0711	11/04/2017	Specific Budgets of National Government Agencies	1101101		470,000			470,000										470,000	470,000
	2017-07-1337	06/07/2017	Specific Budgets of National Government Agencies	1101101			10,000,000		10,000,000										10,000,000	10,000,000
	2017-09-1913	28/09/2017	Specific Budgets of National Government Agencies	1101101		35,500														

**FAR No. 1-B**  
**LIST OF ALLOTMENTS AND SUB-ALLOTMENTS**

As of the Quarter Ending December 31, 2017

Department: Department of Health (DOH)

Agency: Office of the Secretary

Operating Unit: All

Organization Code (UACS): 130010000000

Fund Cluster: 01 - Regular Agency Fund

Authorization: 01 - Current Year Appropriations

Report Status: ALL

No.	Allotments / Sub-Allotments			Funding Source		Allotments					Sub-Allotment to Regions/Operating Units					Total Allotments / Net of Sub-allotments				
	Number	Date	Description	UACS Code	PS	MOOE	CO	FINEX	Total	PS	MOOE	CO	FINEX	Total	PS	MOOE	CO	FINEX	Total	
1	2	3	4	5	6	7	8	9	10=(6+7+8+9)	11	12	13	14	15=(11+12+13+14)	16	17	18	19	20=(16+17+18+19)	
	SAA No. 2017-07-1442	18/07/2017	Retirement and Life Insurance Premiums	1104102	342,939				342,939						342,939				342,939	
	SAA No. 2017-07-1443	18/07/2017	Specific Budgets of National Government Agencies	1101101	4,241,104				4,241,104						4,241,104				4,241,104	
	SAA No. 2017-09-1914	28/09/2017	Specific Budgets of National Government Agencies	1101101		35,500			35,500							35,500			35,500	
	SAA No. 2017-11-2122	22/11/2017	Specific Budgets of National Government Agencies	1101101		2,000,000			2,000,000							2,000,000			2,000,000	
	SAA No. 2017-12-2219	15/12/2017	Specific Budgets of National Government Agencies	1101101	316,991.96				316,991.96						316,991.96				316,991.96	
	SAA No. 2017-12-2224	28/12/2017	Specific Budgets of National Government Agencies	1101101	288,779.32				288,779.32						288,779.32				288,779.32	
	SAA No. 2017-12-2236	29/12/2017	Retirement and Life Insurance Premiums	1104102	17,760.55				17,760.55						17,760.55				17,760.55	
	Region VIII - Eastern Visayas				34,457,157.90	226,295,983	1,521,411,000		1,782,164,140.90						34,457,157.90	226,295,983	1,521,411,000		1,782,164,140.90	
	Eastern Visayas Centers for Health Development	06/09/2017	Specific Budgets of National Government Agencies	1101101																
	Eastern Visayas Centers for Health Development	19/05/2017	Specific Budgets of National Government Agencies	1101101																
	Eastern Visayas Centers for Health Development	20/03/2017	Specific Budgets of National Government Agencies	1101101																
	Eastern Visayas Centers for Health Development	05/04/2017	Specific Budgets of National Government Agencies	1101101																
	Eastern Visayas Centers for Health Development	07/02/2017	Specific Budgets of National Government Agencies	1101101																
	Eastern Visayas Centers for Health Development	06/02/2017	Specific Budgets of National Government Agencies	1101101																
	Eastern Visayas Centers for Health Development				16,852,157.90	124,092,147	114,455,000		255,399,304.90						16,852,157.90	124,092,147	114,455,000		255,399,304.90	
	Eastern Visayas Centers for Health Development	27/10/2017	Specific Budgets of National Government Agencies	1101101																
	2017-01-0011	31/01/2017	Specific Budgets of National Government Agencies	1101101		300,000			300,000							300,000			300,000	
	2017-01-0011	31/01/2017	Specific Budgets of National Government Agencies	1101101																
	2017-02-0030	01/02/2017	Specific Budgets of National Government Agencies	1101101		585,380			585,380							585,380			585,380	
	2017-02-0041	03/02/2017	Specific Budgets of National Government Agencies	1101101		330,780			330,780							330,780			330,780	
	2017-02-0109	06/02/2017	Specific Budgets of National Government Agencies	1101101		9,000,000			9,000,000							9,000,000			9,000,000	
	2017-02-0128	07/02/2017	Specific Budgets of National Government Agencies	1101101		880,000			880,000							880,000			880,000	
	2017-02-0145	10/02/2017	Specific Budgets of National Government Agencies	1101101		5,853,140			5,853,140							5,853,140			5,853,140	
	2017-02-0163	13/02/2017	Specific Budgets of National Government Agencies	1101101		235,440			235,440							235,440			235,440	
	2017-02-0193	05/04/2017	Specific Budgets of National Government Agencies	1101101		35,250,000			35,250,000							35,250,000			35,250,000	
	2017-03-0313	07/03/2017	Specific Budgets of National Government Agencies	1101101	1,802,000				1,802,000						1,802,000				1,802,000	
	2017-03-0410	15/03/2017	Specific Budgets of National Government Agencies	1101101		1,055,617			1,055,617							1,055,617			1,055,617	
	2017-03-0429	14/03/2017	Specific Budgets of National Government Agencies	1101101		748,600			748,600							748,600			748,600	
	2017-03-0448	15/03/2017	Specific Budgets of National Government Agencies	1101101		2,884,224			2,884,224							2,884,224			2,884,224	
	2017-03-0596	20/03/2017	Specific Budgets of National Government Agencies	1101101		875,874			875,874							875,874			875,874	
	2017-03-0626	23/03/2017	Specific Budgets of National Government Agencies	1101101		250,000			250,000							250,000			250,000	
	2017-03-0642	23/03/2017	Specific Budgets of National Government Agencies	1101101		275,000			275,000							275,000			275,000	
	2017-04-0730	12/04/2017	Specific Budgets of National Government Agencies	1101101		289,000			289,000							289,000			289,000	
	2017-04-0752	21/04/2017	Specific Budgets of National Government Agencies	1101101		715,294			715,294							715,294			715,294	
	2017-04-0768	21/04/2017	Specific Budgets of National Government Agencies	1101101		282,353			282,353							282,353			282,353	
	2017-05-0876	12/05/2017	Specific Budgets of National Government Agencies	1101101		17,658,232			17,658,232							17,658,232			17,658,232	
	2017-05-0897	19/05/2017	Specific Budgets of National Government Agencies	1101101		1,500,000			1,500,000							1,500,000			1,500,000	
	2017-05-0910	19/05/2017	Specific Budgets of National Government Agencies	1101101		1,000,000			1,000,000							1,000,000			1,000,000	
	2017-05-0936	24/05/2017	Specific Budgets of National Government Agencies	1101101		450,000			450,000							450,000			450,000	
	2017-05-0945	24/05/2017	Specific Budgets of National Government Agencies	1101101		480,704			480,704							480,704			480,704	
	2017-05-0968	30/05/2017	Specific Budgets of National Government Agencies	1101101		11,904,000			11,904,000							11,904,000			11,904,000	
	2017-05-1005	31/05/2017	Specific Budgets of National Government Agencies	1101101		480,704			480,704							480,704			480,704	
	2017-06-1049	02/06/2016	Specific Budgets of National Government Agencies	1101101		1,188,000			1,188,000							1,188,000			1,188,000	
	2017-06-1077	06/06/2017	Specific Budgets of National Government Agencies	1101101		250,000			250,000							250,000			250,000	
	2017-06-1117	14/06/2017	Specific Budgets of National Government Agencies	1101101		600,000			600,000							600,000			600,000	
	2017-06-1152	20/06/2017	Specific Budgets of National Government Agencies	1101101	6,350,626.50				6,350,626.50						6,350,626.50				6,350,626.50	
	2017-06-1187	28/06/2017	Specific Budgets of National Government Agencies	1101101			4,000,000		4,000,000								4,000,000		4,000,000	
	2017-06-1268	29/06/2017	Specific Budgets of National Government Agencies	1101101		500,000			500,000							500,000			500,000	
	2017-07-1314	05/07/2017	Specific Budgets of National Government Agencies	1101101		200,000			200,000							200,000			200,000	
	2017-07-1343	07/07/2017	Specific Budgets of National Government Agencies	1101101		5,000,000			5,000,000							5,000,000			5,000,000	
	2017-07-1366	07/07/2017	Specific Budgets of National Government Agencies	1101101			107,955,000		107,955,000								107,955,000		107,955,000	
	2017-07-1376	07/07/2017	Specific Budgets of National Government Agencies	1101101		480,704			480,704							480,704			480,704	
	2017-07-1393	11/07/2017	Specific Budgets of National Government Agencies	1101101			-4,000,000		-4,000,000								-4,000,000		-4,000,000	
	2017-08-1556	03/08/2017	Specific Budgets of National Government Agencies	1101101			6,500,000		6,500,000								6,500,000		6,500,000	
	2017-08-1662	16/08/2017	Specific Budgets of National Government Agencies	1101101		392,400			392,400							392,400			392,400	
	2017-09-1828	06/09/2017	Specific Budgets of National Government Agencies	1101101		5,000,000			5,000,000							5,000,000			5,000,000	
	2017-09-1850	14/09/2017	Specific Budgets of National Government Agencies	1101101		1,160,000			1,160,000							1,160,000			1,160,000	
	2017-09-1882	25/09/2017	Specific Budgets of National Government Agencies	1101101		400,000			400,000							400,000			400,000	
	2017-10-1926	03/10/2017	Specific Budgets of National Government Agencies	1101101		1,920,000			1,920,000							1,920,000			1,920,000	
	2017-10-1940	03/10/2017	Specific Budgets of National Government Agencies	1101101		480,704			480,704							480,704			480,704	

FAR No. 1-B  
 LIST OF ALLOTMENTS AND SUB-ALLOTMENTS  
 As of the Quarter Ending December 31, 2017

Department: Department of Health (DOH)  
 Agency: Office of the Secretary  
 Operating Unit: All  
 Organization Code (UACS): 130010000000  
 Fund Cluster: 01 - Regular Agency Fund

Authorization: 01 - Current Year Appropriations  
 Report Status: ALL

No.	Allotments / Sub-Allotments			Funding Source	UACS Code	Allotments					Sub-Allotment to Regions/Operating Units					Total Allotments / Net of Sub-allotments				
	Number	Date	Description			PS	MOOE	CO	FINEX	Total	PS	MOOE	CO	FINEX	Total	PS	MOOE	CO	FINEX	Total
1	2	3	4	5	6	7	8	9	10=(6+7+8+9)	11	12	13	14	15=(11+12+13+14)	16	17	18	19	20=(16+17+18+19)	
	2017-10-1966	06/10/2017	Specific Budgets of National Government Agencies	1101101	5,500,069.25				5,500,069.25						5,500,069.25				5,500,069.25	
	2017-10-2001	27/10/2017	Specific Budgets of National Government Agencies	1101101		7,937,400			7,937,400									7,937,400	7,937,400	
	2017-10-2009	27/10/2017	Specific Budgets of National Government Agencies	1101101		-480,704			-480,704									-480,704	-480,704	
	2017-10-2010	27/10/2017	Specific Budgets of National Government Agencies	1101101		-480,704			-480,704									-480,704	-480,704	
	2017-10-2064	30/10/2017	Specific Budgets of National Government Agencies	1101101		1,000,000			1,000,000									1,000,000	1,000,000	
	2017-11-2103	20/11/2017	Specific Budgets of National Government Agencies	1101101		2,000,000			2,000,000									2,000,000	2,000,000	
	2017-12-2160	06/12/2017	Specific Budgets of National Government Agencies	1101101		3,073,605			3,073,605									3,073,605	3,073,605	
	2017-12-2178	14/12/2017	Specific Budgets of National Government Agencies	1101101		186,400			186,400									186,400	186,400	
	2017-12-2193	14/12/2017	Specific Budgets of National Government Agencies	1101101	3,199,462.15				3,199,462.15						3,199,462.15				3,199,462.15	
	Eastern Visayas Regl Medical Center				10,837,000	94,175,336	1,327,126,000		1,432,138,336						10,837,000	94,175,336	1,327,126,000		1,432,138,336	
	SAA No. 2017-02-001	27/02/2017	Specific Budgets of National Government Agencies	1101101		1,588,336			1,588,336									1,588,336	1,588,336	
	SAA No. 2017-02-0089	06/02/2017	Specific Budgets of National Government Agencies	1101101		8,300,000			8,300,000									8,300,000	8,300,000	
	SAA No. 2017-02-0218	20/02/2017	Specific Budgets of National Government Agencies	1101101		9,500,000			9,500,000									9,500,000	9,500,000	
	SAA No. 2017-03-0314	07/03/2017	Specific Budgets of National Government Agencies	1101101	10,837,000				10,837,000						10,837,000				10,837,000	
	SAA No. 2017-03-0374	10/03/2017	Specific Budgets of National Government Agencies	1101101		300,000			300,000									300,000	300,000	
	SAA No. 2017-03-0473	15/03/2017	Specific Budgets of National Government Agencies	1101101		500,000			500,000									500,000	500,000	
	SAA No. 2017-03-0536	17/03/2017	Specific Budgets of National Government Agencies	1101101		500,000			500,000									500,000	500,000	
	SAA No. 2017-03-0679	27/03/2017	Specific Budgets of National Government Agencies	1101101		126,000			126,000									126,000	126,000	
	SAA No. 2017-04-0713	11/04/2017	Specific Budgets of National Government Agencies	1101101		150,000			150,000									150,000	150,000	
	SAA No. 2017-05-0791	02/05/2017	Specific Budgets of National Government Agencies	1101101		500,000			500,000									500,000	500,000	
	SAA No. 2017-05-857	10/05/2017	Specific Budgets of National Government Agencies	1101101			480,500,000		480,500,000								480,500,000		480,500,000	
	SAA No. 2017-06-003	30/06/2017	Specific Budgets of National Government Agencies	1101101		1,000,000			1,000,000									1,000,000	1,000,000	
	SAA No. 2017-06-1076	06/06/2017	Specific Budgets of National Government Agencies	1101101		250,000			250,000									250,000	250,000	
	SAA No. 2017-06-1225	29/06/2017	Specific Budgets of National Government Agencies	1101101		1,000,000			1,000,000									1,000,000	1,000,000	
	SAA No. 2017-07-1365	07/07/2017	Specific Budgets of National Government Agencies	1101101			760,000		760,000								760,000		760,000	
	SAA No. 2017-07-1383	10/07/2017	Specific Budgets of National Government Agencies	1101101		5,000,000			5,000,000									5,000,000	5,000,000	
	SAA No. 2017-07-1437	14/07/2017	Specific Budgets of National Government Agencies	1101101		200,000			200,000									200,000	200,000	
	SAA No. 2017-08-1532	03/08/2017	Specific Budgets of National Government Agencies	1101101			3,300,000		3,300,000								3,300,000		3,300,000	
	SAA No. 2017-08-1656	14/08/2017	Specific Budgets of National Government Agencies	1101101		40,000,000			40,000,000									40,000,000	40,000,000	
	SAA No. 2017-08-1671	16/08/2017	Specific Budgets of National Government Agencies	1101101		20,000,000			20,000,000									20,000,000	20,000,000	
	SAA No. 2017-08-1795	29/08/2017	Specific Budgets of National Government Agencies	1101101		1,000,000			1,000,000									1,000,000	1,000,000	
	SAA No. 2017-08-1802	29/08/2017	Specific Budgets of National Government Agencies	1101101		1,000,000			1,000,000									1,000,000	1,000,000	
	SAA No. 2017-10-2027	27/10/2017	Specific Budgets of National Government Agencies	1101101		500,000			500,000									500,000	500,000	
	SAA No. 2017-12-2223	22/12/2017	Specific Budgets of National Government Agencies	1101101		2,761,000			2,761,000									2,761,000	2,761,000	
	SAA No. 2017-12-2249	29/12/2017	Specific Budgets of National Government Agencies	1101101			842,566,000		842,566,000								842,566,000		842,566,000	
	Schistosomiasis Hospital				3,239,000	2,610,000	69,830,000		75,679,000						3,239,000	2,610,000	69,830,000		75,679,000	
	SAA NO. 2017-02-0239	20/02/2017	Specific Budgets of National Government Agencies	1101101		150,000			150,000									150,000	150,000	
	SAA NO. 2017-02-0090	06/02/2017	Specific Budgets of National Government Agencies	1101101		100,000			100,000									100,000	100,000	
	SAA NO. 2017-03-0349	07/03/2017	Specific Budgets of National Government Agencies	1101101	3,239,000				3,239,000						3,239,000				3,239,000	
	SAA NO. 2017-03-0474	15/03/2017	Specific Budgets of National Government Agencies	1101101		350,000			350,000									350,000	350,000	
	SAA NO. 2017-04-0739	18/04/2017	Specific Budgets of National Government Agencies	1101101		500,000			500,000									500,000	500,000	
	SAA NO. 2017-05-0840	10/05/2017	Specific Budgets of National Government Agencies	1101101			69,830,000		69,830,000								69,830,000		69,830,000	
	SAA NO. 2017-05-0841	10/05/2017	Specific Budgets of National Government Agencies	1101101		210,000			210,000									210,000	210,000	
	SAA NO. 2017-06-1226	29/06/2017	Specific Budgets of National Government Agencies	1101101		300,000			300,000									300,000	300,000	
	SAA NO. 2017-09-004	26/09/2017	Specific Budgets of National Government Agencies	1101101		1,000,000			1,000,000									1,000,000	1,000,000	
	Dulag, Leyte Rehabilitation Center				3,529,000	5,418,500	10,000,000		18,947,500						3,529,000	5,418,500	10,000,000		18,947,500	
	SAA# 2017-03-0311	07/03/2017	Specific Budgets of National Government Agencies	1101101	3,529,000				3,529,000						3,529,000				3,529,000	
	SAA# 2017-03-0389	13/03/2017	Specific Budgets of National Government Agencies	1101101		3,383,000			3,383,000									3,383,000	3,383,000	
	SAA# 2017-07-1336	06/07/2017	Specific Budgets of National Government Agencies	1101101			10,000,000		10,000,000								10,000,000		10,000,000	
	SAA# 2017-11-2123	22/11/2017	Specific Budgets of National Government Agencies	1101101		2,000,000			2,000,000									2,000,000	2,000,000	
	SAA# 2019-09-1915	28/09/2017	Specific Budgets of National Government Agencies	1101101		35,500			35,500									35,500	35,500	
	Region IX - Zamboanga Peninsula				52,712,362.31	146,877,611	653,729,000		853,318,973.31			-350,000		-350,000	52,712,362.31	146,877,611	653,729,000		852,968,973.31	
	Zamboanga Peninsula Centers for Health Development				5,920,362.31	79,269,963	14,200,000		99,390,325.31			-350,000		-350,000	5,920,362.31	78,919,963	14,200,000		99,040,325.31	
	SAA No. 2017-01-0012	31/01/2017	Specific Budgets of National Government Agencies	1101101		300,000			300,000									300,000	300,000	
	SAA No. 2017-02-0031	01/02/2017	Specific Budgets of National Government Agencies	1101101		585,380			585,380									585,380	585,380	
	SAA No. 2017-02-0110	06/02/2017	Specific Budgets of National Government Agencies	1101101		18,550,000			18,550,000									18,550,000	18,550,000	
	SAA No. 2017-02-0129	07/02/2017	Specific Budgets of National Government Agencies	1101101		790,000			790,000									790,000	790,000	
	SAA No. 2017-02-0146	10/02/2017	Specific Budgets of National Government Agencies	1101101		4,360,020			4,360,020									4,360,020	4,360,020	
	SAA No. 2017-02-0164	13/02/2017	Specific Budgets of National Government Agencies	1101101		235,440			235,440									235,440	235,440	
	SAA No. 2017-02-0194	17/02/2017	Specific Budgets of National Government Agencies	1101101		3,500,000			3,500,000									3,500,000	3,500,000	
	SAA No. 2017-02-0251	21/02/2017	Specific Budgets of National Government Agencies	1101101		303,215			303,215									303,215	303,215	
	SAA No. 2017-03-0366	07/03/2017	Specific Budgets of National Government Agencies	1101101	169,000	</														



LIST OF ALLOTMENTS AND SUB-ALLOTMENTS

As of the Quarter Ending December 31, 2017

Department: Department of Health (DOH)

Agency: Office of the Secretary

Operating Unit: All

Organization Code (UACS): 130010000000

Fund Cluster: 01 - Regular Agency Fund

Authorization: 01 - Current Year Appropriations

Report Status: ALL

No.	Allotments / Sub-Allotments			Funding Source	UACS Code	Allotments					Sub-Allotment to Regions/Operating Units					Total Allotments / Net of Sub-allotments				
	Number	Date	Description			PS	MOOE	CO	FINEX	Total	PS	MOOE	CO	FINEX	Total	PS	MOOE	CO	FINEX	Total
1	2	3	4	5	6	7	8	9	10=(6+7+8+9)	11	12	13	14	15=(11+12+13+14)	16	17	18	19	20=(16+17+18+19)	
	SAA No. 2017-12-2238 APB	29/12/2017	Specific Budgets of National Government Agencies	1101101	-1,532,000				-1,532,000					-1,532,000					-1,532,000	
	SSAA No. 17-06-001 BEMONC	29/06/2017	Specific Budgets of National Government Agencies	1101101		1,518,648			1,518,648										1,518,648	
	SSAA No. 17-08-002 OIDERD HIV/AIDS	11/08/2017	Specific Budgets of National Government Agencies	1101101		350,000			350,000										350,000	
	Mindanao Central Sanitarium				4,804,000	7,250,000	84,000,000		96,054,000						4,804,000	7,250,000	84,000,000		96,054,000	
	SAA-2017-02-0229	20/02/2017	Specific Budgets of National Government Agencies	1101101		1,800,000			1,800,000										1,800,000	
	SAA-2017-03-0335	07/03/2017	Specific Budgets of National Government Agencies	1101101	4,804,000				4,804,000						4,804,000				4,804,000	
	SAA-2017-03-0479	15/03/2017	Specific Budgets of National Government Agencies	1101101		350,000			350,000										350,000	
	SAA-2017-05-0846	10/05/2017	Specific Budgets of National Government Agencies	1101101			68,950,000		68,950,000										68,950,000	
	SAA-2017-05-0979	30/05/2017	Specific Budgets of National Government Agencies	1101101		1,000,000			1,000,000										1,000,000	
	SAA-2017-06-1110	14/06/2017	Specific Budgets of National Government Agencies	1101101			5,000,000		5,000,000										5,000,000	
	SAA-2017-06-1232	29/06/2017	Specific Budgets of National Government Agencies	1101101		500,000			500,000										500,000	
	SAA-2017-07-1378	07/07/2017	Specific Budgets of National Government Agencies	1101101		2,000,000			2,000,000										2,000,000	
	SAA-2017-08-1534	03/08/2017	Specific Budgets of National Government Agencies	1101101			10,050,000		10,050,000										10,050,000	
	SAA-2017-08-1745	17/08/2017	Specific Budgets of National Government Agencies	1101101		600,000			600,000										600,000	
	SAA-2017-10-2029	27/10/2017	Specific Budgets of National Government Agencies	1101101		1,000,000			1,000,000										1,000,000	
	Sulu Sanitarium				539,000	5,469,000	46,426,000		52,434,000						539,000	5,469,000	46,426,000		52,434,000	
	SAA NO. 2017-02-0092	06/02/2017	Specific Budgets of National Government Agencies	1101101		2,020,000			2,020,000										2,020,000	
	SAA NO. 2017-02-0242	20/02/2017	Specific Budgets of National Government Agencies	1101101		500,000			500,000										500,000	
	SAA NO. 2017-03-0354	07/03/2017	Specific Budgets of National Government Agencies	1101101	539,000				539,000						539,000				539,000	
	SAA NO. 2017-06-1233	29/06/2017	Specific Budgets of National Government Agencies	1101101		500,000			500,000										500,000	
	SARO-BMB-17-0009295, SAA NO. 2017-08-1537	03/08/2017	Specific Budgets of National Government Agencies	1101101			300,000		300,000										300,000	
	SARO-BMB-B-17-0005558, SAA NO. 2017-05-848	10/04/2017	Specific Budgets of National Government Agencies	1101101		2,449,000			2,449,000										2,449,000	
	SARO-BMB-B-17-0005559, SAA NO. 2017-05-847	10/04/2017	Specific Budgets of National Government Agencies	1101101			46,126,000		46,126,000										46,126,000	
	Labuan Public Hospital				2,834,000	1,200,000	71,600,000		75,634,000						2,834,000	1,200,000	71,600,000		75,634,000	
	2017-03-0478	15/03/2017	Specific Budgets of National Government Agencies	1101101		400,000			400,000										400,000	
	2017-06-1230	29/06/2017	Specific Budgets of National Government Agencies	1101101		300,000			300,000										300,000	
	2017-08-1538	03/08/2017	Specific Budgets of National Government Agencies	1101101			300,000		300,000										300,000	
	2017-10-2028	27/10/2017	Specific Budgets of National Government Agencies	1101101		500,000			500,000										500,000	
	SAA 2017-03-0325	16/03/2017	Specific Budgets of National Government Agencies	1101101	2,834,000				2,834,000						2,834,000				2,834,000	
	SAA 2017-05-844	15/06/2017	Specific Budgets of National Government Agencies	1101101			71,300,000		71,300,000										71,300,000	
	Basilan Provincial Hospital				1,125,000	4,700,000	106,800,000		112,625,000						1,125,000	4,700,000	106,800,000		112,625,000	
	2017-02-0205	20/02/2017	Specific Budgets of National Government Agencies	1101101		3,000,000			3,000,000										3,000,000	
	2017-03-0276	07/03/2017	Specific Budgets of National Government Agencies	1101101	1,125,000				1,125,000						1,125,000				1,125,000	
	2017-03-0476	15/03/2017	Specific Budgets of National Government Agencies	1101101		200,000			200,000										200,000	
	2017-05-0842	10/05/2017	Specific Budgets of National Government Agencies	1101101			80,000,000		80,000,000										80,000,000	
	2017-06-1228	29/06/2017	Specific Budgets of National Government Agencies	1101101		500,000			500,000										500,000	
	2017-08-1638	10/08/2017	Specific Budgets of National Government Agencies	1101101			26,800,000		26,800,000										26,800,000	
	2017-10-2031	27/10/2017	Specific Budgets of National Government Agencies	1101101		1,000,000			1,000,000										1,000,000	
	Dr. Jose Rizal Memorial Hospital				5,183,000	1,350,000	104,095,000		110,628,000						5,183,000	1,350,000	104,095,000		110,628,000	
	SAA # 2017-02-0091	06/02/2017	Specific Budgets of National Government Agencies	1101101		200,000			200,000										200,000	
	SAA # 2017-03-0309	07/03/2017	Specific Budgets of National Government Agencies	1101101	5,183,000				5,183,000						5,183,000				5,183,000	
	SAA # 2017-03-0477	15/03/2017	Specific Budgets of National Government Agencies	1101101		300,000			300,000										300,000	
	SAA # 2017-03-0540	17/03/2017	Specific Budgets of National Government Agencies	1101101		350,000			350,000										350,000	
	SAA # 2017-05-0843	10/05/2017	Specific Budgets of National Government Agencies	1101101			70,000,000		70,000,000										70,000,000	
	SAA # 2017-06-1229	29/06/2017	Specific Budgets of National Government Agencies	1101101		500,000			500,000										500,000	
	SAA # 2017-07-1356	07/07/2017	Specific Budgets of National Government Agencies	1101101			3,795,000		3,795,000										3,795,000	
	SAA # 2017-07-1478	27/07/2017	Specific Budgets of National Government Agencies	1101101			30,000,000		30,000,000										30,000,000	
	SAA # 2017-08-1535	03/08/2017	Specific Budgets of National Government Agencies	1101101			300,000		300,000										300,000	
	Margosatubig Regional Hospital				4,160,000	1,900,000	74,900,000		80,960,000						4,160,000	1,900,000	74,900,000		80,960,000	
	SAA No. 2017-02-0094	06/02/2017	Specific Budgets of National Government Agencies	1101101		250,000			250,000										250,000	
	SAA No. 2017-03-0329	07/03/2017	Specific Budgets of National Government Agencies	1101101	4,160,000				4,160,000						4,160,000				4,160,000	
	SAA No. 2017-05-0793	02/05/2017	Specific Budgets of National Government Agencies	1101101		50,000			50,000										50,000	
	SAA No. 2017-05-0845	10/05/2017	Specific Budgets of National Government Agencies	1101101			17,800,000		17,800,000										17,800,000	
	SAA No. 2017-06-1231	29/06/2017	Specific Budgets of National Government Agencies	1101101		500,000			500,000										500,000	
	SAA No. 2017-07-1477	27/07/2017	Specific Budgets of National Government Agencies	1101101			30,000,000		30,000,000										30,000,000	
	SAA No. 2017-08-1536	03/08/2017	Specific Budgets of National Government Agencies	1101101			300,000		300,000										300,000	
	SAA No. 2017-08-1637	10/08/2017	Specific Budgets of National Government Agencies	1101101			26,800,000		26,800,000										26,800,000	
	SAA No. 2017-08-1796	29/08/2017	Specific Budgets of National Government Agencies	1101101		1,000,000			1,000,000										1,000,000	
	SAA No. 2017-11-2133	24/11/2017	Specific Budgets of National Government Agencies	1101101		100,000			100,000										100,000	
	Region X - Northern Mindanao				56,139,160.29	312,151,910	427,749,516		796,040,586.29						56,139,160.29	312,151,910	427,749,516		796,040,586.29	
	Northern Mindanao Centers for Health Development				17,788,160.29	157,328,910	6,500,000		181,617,070.29						17,788,160.29	157,328,910	6,500,000		181,617,070.29	
	2017-01-0020	31/01/2017	Specific Budgets of National Government Agencies	1101101		800,000			800,000										800,000	

**FAR No. 1-B**  
**LIST OF ALLOTMENTS AND SUB-ALLOTMENTS**  
 As of the Quarter Ending December 31, 2017

**Department:** Department of Health (DOH)  
**Agency:** Office of the Secretary  
**Operating Unit:** All  
**Organization Code (UACS):** 130010000000  
**Fund Cluster:** 01 - Regular Agency Fund

**Authorization:** 01 - Current Year Appropriations  
**Report Status:** ALL

No.	Allotments / Sub-Allotments		Description	UACS Code	Allotments					Sub-Allotment to Regions/Operating Units					Total Allotments / Net of Sub-allotments				
	Number	Date			PS	MOOE	CO	FINEX	Total	PS	MOOE	CO	FINEX	Total	PS	MOOE	CO	FINEX	Total
1	2	3	4	5	6	7	8	9	10=(6+7+8+9)	11	12	13	14	15=(11+12+13+14)	16	17	18	19	20=(16+17+18+19)
	2017-02-0032	01/02/2017	Specific Budgets of National Government Agencies	1101101		585,380			585,380							585,380			585,380
	2017-02-0111	06/02/2017	Specific Budgets of National Government Agencies	1101101		14,800,000			14,800,000							14,800,000			14,800,000
	2017-02-0130	07/02/2017	Specific Budgets of National Government Agencies	1101101		780,000			780,000							780,000			780,000
	2017-02-0147	10/02/2017	Specific Budgets of National Government Agencies	1101101		4,360,020			4,360,020							4,360,020			4,360,020
	2017-02-0165	13/02/2017	Specific Budgets of National Government Agencies	1101101		235,440			235,440							235,440			235,440
	2017-02-0195	20/07/2017	Specific Budgets of National Government Agencies	1101101		9,000,000			9,000,000							9,000,000			9,000,000
	2017-03-0338	07/03/2017	Specific Budgets of National Government Agencies	1101101	4,740,000				4,740,000						4,740,000				4,740,000
	2017-03-0412	15/03/2017	Specific Budgets of National Government Agencies	1101101		698,075			698,075							698,075			698,075
	2017-03-0431	14/03/2017	Specific Budgets of National Government Agencies	1101101		738,600			738,600							738,600			738,600
	2017-03-0491	15/03/2017	Specific Budgets of National Government Agencies	1101101		2,516,328			2,516,328							2,516,328			2,516,328
	2017-03-0513	17/03/2017	Specific Budgets of National Government Agencies	1101101		8,000,000			8,000,000							8,000,000			8,000,000
	2017-03-0597	20/03/2017	Specific Budgets of National Government Agencies	1101101		986,744			986,744							986,744			986,744
	2017-03-0601	21/03/2017	Specific Budgets of National Government Agencies	1101101		315,000			315,000							315,000			315,000
	2017-03-0614	23/03/2017	Specific Budgets of National Government Agencies	1101101		1,660,000			1,660,000							1,660,000			1,660,000
	2017-03-0628	23/03/2017	Specific Budgets of National Government Agencies	1101101		250,000			250,000							250,000			250,000
	2017-03-0644	23/03/2017	Specific Budgets of National Government Agencies	1101101		275,000			275,000							275,000			275,000
	2017-03-0694	29/03/2017	Specific Budgets of National Government Agencies	1101101		350,000			350,000							350,000			350,000
	2017-04-0732	20/07/2017	Specific Budgets of National Government Agencies	1101101		194,000			194,000							194,000			194,000
	2017-04-0754	21/04/2017	Specific Budgets of National Government Agencies	1101101		715,294			715,294							715,294			715,294
	2017-04-0770	20/07/2017	Specific Budgets of National Government Agencies	1101101		282,353			282,353							282,353			282,353
	2017-05-0995	31/05/2017	Specific Budgets of National Government Agencies	1101101		419,388			419,388							419,388			419,388
	2017-05-1010	31/05/2017	Specific Budgets of National Government Agencies	1101101		419,388			419,388							419,388			419,388
	2017-05-824	10/05/2017	Specific Budgets of National Government Agencies	1101101		700,000			700,000							700,000			700,000
	2017-05-878	12/05/2017	Specific Budgets of National Government Agencies	1101101		30,365,624			30,365,624							30,365,624			30,365,624
	2017-05-889	19/05/2017	Specific Budgets of National Government Agencies	1101101		1,500,000			1,500,000							1,500,000			1,500,000
	2017-05-912	19/05/2017	Specific Budgets of National Government Agencies	1101101		1,000,000			1,000,000							1,000,000			1,000,000
	2017-05-970	30/05/2017	Specific Budgets of National Government Agencies	1101101		7,344,000			7,344,000							7,344,000			7,344,000
	2017-05-990	31/05/2017	Specific Budgets of National Government Agencies	1101101		10,000,000			10,000,000							10,000,000			10,000,000
	2017-06-1030	01/06/2017	Specific Budgets of National Government Agencies	1101101		200,000			200,000							200,000			200,000
	2017-06-1051	02/06/2017	Specific Budgets of National Government Agencies	1101101		938,000			938,000							938,000			938,000
	2017-06-1079	06/06/2017	Specific Budgets of National Government Agencies	1101101		1,000,000			1,000,000							1,000,000			1,000,000
	2017-06-1118	14/06/2017	Specific Budgets of National Government Agencies	1101101		1,500,000			1,500,000							1,500,000			1,500,000
	2017-06-1154	20/06/2017	Specific Budgets of National Government Agencies	1101101	6,096,601.44				6,096,601.44						6,096,601.44				6,096,601.44
	2017-06-1189	28/06/2017	Specific Budgets of National Government Agencies	1101101															
	2017-06-1270	20/07/2017	Specific Budgets of National Government Agencies	1101101		500,000			500,000							500,000			500,000
	2017-07-1280	03/07/2017	Specific Budgets of National Government Agencies	1101101		5,000,000			5,000,000							5,000,000			5,000,000
	2017-07-1300	05/07/2017	Specific Budgets of National Government Agencies	1101101		419,388			419,388							419,388			419,388
	2017-07-1316	05/07/2017	Specific Budgets of National Government Agencies	1101101		200,000			200,000							200,000			200,000
	2017-07-1321	05/07/2017	Specific Budgets of National Government Agencies	1101101		150,000			150,000							150,000			150,000
	2017-08-1558	03/08/2017	Specific Budgets of National Government Agencies	1101101			6,500,000		6,500,000								6,500,000		6,500,000
	2017-08-1562	04/08/2017	Specific Budgets of National Government Agencies	1101101		8,320,000			8,320,000							8,320,000			8,320,000
	2017-08-1577	09/08/2017	Specific Budgets of National Government Agencies	1101101		4,000,000			4,000,000							4,000,000			4,000,000
	2017-09-1851	14/09/2017	Specific Budgets of National Government Agencies	1101101		1,250,000			1,250,000							1,250,000			1,250,000
	2017-09-1884	25/09/2017	Specific Budgets of National Government Agencies	1101101		400,000			400,000							400,000			400,000
	2017-09-1925	29/09/2017	National Disaster Risk Reduction and Management Fund ( Calamity Fund )	1101401		11,086,700			11,086,700							11,086,700			11,086,700
	2017-10-1930	03/10/2017	Specific Budgets of National Government Agencies	1101101		419,388			419,388							419,388			419,388
	2017-10-1968	06/10/2017	Specific Budgets of National Government Agencies	1101101	4,970,936.44				4,970,936.44						4,970,936.44				4,970,936.44
	2017-10-2002	10/10/2017	Specific Budgets of National Government Agencies	1101101		216,700			216,700							216,700			216,700
	2017-11-2077	03/11/2017	National Disaster Risk Reduction and Management Fund ( Calamity Fund )	1101401		12,054,000			12,054,000							12,054,000			12,054,000
	2017-11-2114	20/11/2017	Specific Budgets of National Government Agencies	1101101		-6,420,000			-6,420,000							-6,420,000			-6,420,000
	2017-12-2151	06/12/2017	Specific Budgets of National Government Agencies	1101101		1,000,000			1,000,000							1,000,000			1,000,000
	2017-12-2161	06/12/2017	Specific Budgets of National Government Agencies	1101101		15,728,900			15,728,900							15,728,900			15,728,900
	2017-12-2180	14/12/2017	Specific Budgets of National Government Agencies	1101101		75,200			75,200							75,200			75,200
	2017-12-2195	14/12/2017	Specific Budgets of National Government Agencies	1101101	1,980,622.41				1,980,622.41						1,980,622.41				1,980,622.41
	Northern Mindanao Medical Center				29,761,000	104,514,000	91,800,000		226,075,000						29,761,000	104,514,000	91,800,000		226,075,000
	SAA 2017-02-0095	06/02/2017	Specific Budgets of National Government Agencies	1101101		6,500,000			6,500,000							6,500,000			6,500,000
	SAA 2017-02-0232	20/02/2017	Specific Budgets of National Government Agencies	1101101		15,300,000			15,300,000							15,300,000			15,300,000
	SAA 2017-03-0339	07/03/2017	Specific Budgets of National Government Agencies	1101101	29,761,000				29,761,000						29,761,000				29,761,000
	SAA 2017-03-0373	10/03/2017	Specific Budgets of National Government Agencies	1101101		300,000			300,000							300,000			300,000
	SAA 2017-03-0515	17/03/2017	Specific Budgets of National Government Agencies	1101101		300,000			300,000							300,000			300,000
	SAA 2017-03-0530	17/03/2017	Specific Budgets of National Government Agencies	1101101		500,000			500,000							500,000			500,000
	SAA 2017-03-0680	27/03/2017	Specific Budgets of National Government Agencies	1101101		126,000			126,000							126,000			126,000
	SAA 2017-04-0700	06/04/2017	Specific Budgets of National Government Agencies	1101101		100,000			100,000							100,000			100,000
	SAA 2017-04-0740	18/04/2017	Specific Budgets of National Government																



FAR No. 1-B

LIST OF ALLOTMENTS AND SUB-ALLOTMENTS

As of the Quarter Ending December 31, 2017

Department: Department of Health (DOH)

Agency: Office of the Secretary

Operating Unit: All

Organization Code (UACS): 130010000000

Fund Cluster: 01 - Regular Agency Fund

Authorization: 01 - Current Year Appropriations

Report Status: ALL

No.	Allotments / Sub-Allotments		Description	Funding Source	UACS Code	Allotments					Sub-Allotment to Regions/Operating Units					Total Allotments / Net of Sub-allotments				
	Number	Date				PS	MOOE	CO	FINEX	Total	PS	MOOE	CO	FINEX	Total	PS	MOOE	CO	FINEX	Total
1	2	3	4	5	6	7	8	9	10=(6+7+8+9)	11	12	13	14	15=(11+12+13+14)	16	17	18	19	20=(16+17+18+19)	
	SAA 2017-05-0823	10/05/2017	Specific Budgets of National Government Agencies	1101101		500,000			500,000							500,000			500,000	
	SAA 2017-05-0956	25/05/2017	Specific Budgets of National Government Agencies	1101101		5,000,000			5,000,000							5,000,000			5,000,000	
	SAA 2017-05-0985	30/05/2017	Specific Budgets of National Government Agencies	1101101		5,000,000			5,000,000							5,000,000			5,000,000	
	SAA 2017-06-1168	22/06/2017	Specific Budgets of National Government Agencies	1101101		3,500,000			3,500,000							3,500,000			3,500,000	
	SAA 2017-06-1236	29/06/2017	Specific Budgets of National Government Agencies	1101101		1,000,000			1,000,000							1,000,000			1,000,000	
	SAA 2017-07-1279	03/07/2017	Specific Budgets of National Government Agencies	1101101		10,000,000			10,000,000							10,000,000			10,000,000	
	SAA 2017-07-1288	03/07/2017	Specific Budgets of National Government Agencies	1101101		18,000			18,000							18,000			18,000	
	SAA 2017-07-1399	11/07/2017	Specific Budgets of National Government Agencies	1101101		10,000,000			10,000,000							10,000,000			10,000,000	
	SAA 2017-08-1539	03/08/2017	Specific Budgets of National Government Agencies	1101101			84,800,000		84,800,000								84,800,000		84,800,000	
	SAA 2017-08-1581	09/08/2017	Specific Budgets of National Government Agencies	1101101		20,000,000			20,000,000							20,000,000			20,000,000	
	SAA 2017-08-1622	10/08/2017	Specific Budgets of National Government Agencies	1101101			7,000,000		7,000,000								7,000,000		7,000,000	
	SAA 2017-08-1798	29/08/2017	Specific Budgets of National Government Agencies	1101101		1,000,000			1,000,000							1,000,000			1,000,000	
	SAA 2017-09-1830	06/09/2017	Specific Budgets of National Government Agencies	1101101		2,000,000			2,000,000							2,000,000			2,000,000	
	SAA 2017-10-1956	05/10/2017	Specific Budgets of National Government Agencies	1101101		170,000			170,000							170,000			170,000	
	SAA 2017-10-2033	27/10/2017	Specific Budgets of National Government Agencies	1101101		3,000,000			3,000,000							3,000,000			3,000,000	
	SAA 2017-11-2078	03/11/2017	National Disaster Risk Reduction and Management Fund ( Calamity Fund )	1101401		20,000,000			20,000,000							20,000,000			20,000,000	
	Mayor Hilarion Ramiro, Sr. Regional Training and Teaching Hospital					3,476,000		166,550,000	182,276,000						3,476,000	12,250,000	166,550,000		182,276,000	
	2017-02-0097	06/02/2017	Specific Budgets of National Government Agencies	1101101		5,000,000			5,000,000							5,000,000			5,000,000	
	2017-02-0228	20/02/2017	Specific Budgets of National Government Agencies	1101101		3,500,000			3,500,000							3,500,000			3,500,000	
	2017-03-0332	07/03/2017	Specific Budgets of National Government Agencies	1101101	3,476,000				3,476,000						3,476,000				3,476,000	
	2017-03-0475	15/03/2017	Specific Budgets of National Government Agencies	1101101		500,000			500,000							500,000			500,000	
	2017-03-0514	17/03/2017	Specific Budgets of National Government Agencies	1101101		500,000			500,000							500,000			500,000	
	2017-06-1080	06/06/2017	Specific Budgets of National Government Agencies	1101101		500,000			500,000							500,000			500,000	
	2017-06-1235	29/06/2017	Specific Budgets of National Government Agencies	1101101		1,000,000			1,000,000							1,000,000			1,000,000	
	2017-07-1479	27/07/2017	Specific Budgets of National Government Agencies	1101101			30,000,000		30,000,000								30,000,000		30,000,000	
	2017-08-1540	03/08/2017	Specific Budgets of National Government Agencies	1101101			9,750,000		9,750,000								9,750,000		9,750,000	
	2017-08-1640	10/08/2017	Specific Budgets of National Government Agencies	1101101			126,800,000		126,800,000								126,800,000		126,800,000	
	2017-10-2032	27/10/2017	Specific Budgets of National Government Agencies	1101101		1,250,000			1,250,000							1,250,000			1,250,000	
	Amal Pakpak Medical Center					2,742,000	27,682,500	149,999,516	180,424,016						2,742,000	27,682,500	149,999,516		180,424,016	
	2017-02-0096	06/02/2017	Specific Budgets of National Government Agencies	1101101		2,500,000			2,500,000							2,500,000			2,500,000	
	2017-02-0202	20/02/2017	Specific Budgets of National Government Agencies	1101101		6,500,000			6,500,000							6,500,000			6,500,000	
	2017-03-0272	07/03/2017	Specific Budgets of National Government Agencies	1101101	2,742,000				2,742,000						2,742,000				2,742,000	
	2017-04-0708	10/03/2017	Specific Budgets of National Government Agencies	1101101		500,000			500,000							500,000			500,000	
	2017-05-0858	10/05/2017	Specific Budgets of National Government Agencies	1101101			100,000,000		100,000,000								100,000,000		100,000,000	
	2017-06-1122	15/06/2017	Specific Budgets of National Government Agencies	1101101		2,000,000			2,000,000							2,000,000			2,000,000	
	2017-06-1123	16/06/2017	National Disaster Risk Reduction and Management Fund ( Calamity Fund )	1101401		832,500			832,500							832,500			832,500	
	2017-06-1237	29/06/2017	Specific Budgets of National Government Agencies	1101101		1,000,000			1,000,000							1,000,000			1,000,000	
	2017-08-1606	09/08/2017	Specific Budgets of National Government Agencies	1101101		10,000,000			10,000,000							10,000,000			10,000,000	
	2017-08-1761	24/08/2017	National Disaster Risk Reduction and Management Fund ( Calamity Fund )	1101401		1,600,000			1,600,000							1,600,000			1,600,000	
	2017-08-1797	29/08/2017	Specific Budgets of National Government Agencies	1101101		1,000,000			1,000,000							1,000,000			1,000,000	
	2017-10-2034	27/10/2017	Specific Budgets of National Government Agencies	1101101		1,750,000			1,750,000							1,750,000			1,750,000	
	2017-12-2231	29/12/2017	Specific Budgets of National Government Agencies	1101101			49,999,516		49,999,516								49,999,516		49,999,516	
	Cagayan de Oro Rehabilitation Center					2,372,000	10,376,500	12,900,000	25,648,500						2,372,000	10,376,500	12,900,000		25,648,500	
	SAA No. 2017-03-0287	07/03/2017	Specific Budgets of National Government Agencies	1101101		2,372,000			2,372,000						2,372,000				2,372,000	
	SAA No. 2017-03-0390	13/03/2017	Specific Budgets of National Government Agencies	1101101		8,341,000			8,341,000							8,341,000			8,341,000	
	SAA No. 2017-07-1339	06/07/2017	Specific Budgets of National Government Agencies	1101101			10,000,000		10,000,000								10,000,000		10,000,000	
	SAA No. 2017-07-1488	27/07/2017	Specific Budgets of National Government Agencies	1101101			2,900,000		2,900,000							2,900,000			2,900,000	
	SAA No. 2017-09-1916	28/09/2017	Specific Budgets of National Government Agencies	1101101		35,500			35,500							35,500			35,500	
	SAA No. 2017-11-2124	22/11/2017	Specific Budgets of National Government Agencies	1101101		2,000,000			2,000,000							2,000,000			2,000,000	
	Region XI - Davao					59,491,487.12	439,214,990.22	748,969,900	1,247,676,377.34						59,491,487.12	439,214,990.22	748,969,900		1,247,676,377.34	
	Davao Region Centers for Health Development					12,593,192.21	130,524,560.22	319,015,000	462,132,752.43						12,593,192.21	130,524,560.22	319,015,000		462,132,752.43	
	2017-01-0013	31/01/2017	Specific Budgets of National Government Agencies	1101101		300,000			300,000							300,000			300,000	
	2017-02-0033	01/02/2017	Specific Budgets of National Government Agencies	1101101		585,380			585,380							585,380			585,380	
	2017-02-0042	03/02/2017	Specific Budgets of National Government Agencies	1101101		330,780			330,780							330,780			330,780	
	2017-02-0118	06/02/2017	Specific Budgets of National Government Agencies	1101101		1,700,000			1,700,000							1,700,000			1,700,000	
	2017-02-0131	07/02/2017	Specific Budgets of National Government Agencies	1101101		900,000			900,000							900,000			900,000	
	2017-02-0148	10/02/2017	Specific Budgets of National Government Agencies	1101101		4,733,300			4,733,300							4,733,300			4,733,300	
	2017-02-0166	13/02/2017	Specific Budgets of National Government Agencies	1101101		235,440			235,440							235,440			235,440	
	2017-02-0196	17/02/2017	Specific Budgets of National Government Agencies	1101101		7,000,000			7,000,000							7,000,000			7,000,000	
	2017-02-0256	23/02/2017	Specific Budgets of National Government Agencies	1101101		350,000			350,000							350,000			350,000	
	2017-03-0261	03/03/2017	Specific Budgets of National Government Agencies	1101101		6,000,000			6,000,000											

**FAR No. 1-B**  
**LIST OF ALLOTMENTS AND SUB-ALLOTMENTS**  
**As of the Quarter Ending December 31, 2017**  
**Department: Department of Health (DOH)**  
**Agency: Office of the Secretary**  
**Operating Unit: All**  
**Organization Code (UACS): 130010000000**  
**Fund Cluster: 01 - Regular Agency Fund**

**Authorization: 01 - Current Year Appropriations**  
**Report Status: ALL**

No.	Allotments / Sub-Allotments			Funding Source	UACS Code	Allotments					Sub-Allotment to Regional/Operating Units					Total Allotments / Net of Sub-allotments				
	Number	Date	Description			PS	MOOE	CO	FINEX	Total	PS	MOOE	CO	FINEX	Total	PS	MOOE	CO	FINEX	Total
1	2	3	4	5	6	7	8	9	10=(6+7+8+9)	11	12	13	14	15=(11+12+13+14)	16	17	18	19	20=(16+17+18+19)	
	2017-03-0304	07/03/2017	Specific Budgets of National Government Agencies	1101101	185,000				185,000						185,000				185,000	
	2017-03-0401	13/03/2017	Specific Budgets of National Government Agencies	1101101		519,200			519,200										519,200	
	2017-03-0413	13/03/2017	Specific Budgets of National Government Agencies	1101101		829,250			829,250										829,250	
	2017-03-0432	14/03/2017	Specific Budgets of National Government Agencies	1101101		738,600			738,600										738,600	
	2017-03-0439	15/03/2017	Specific Budgets of National Government Agencies	1101101		200,000			200,000										200,000	
	2017-03-0449	15/03/2017	Specific Budgets of National Government Agencies	1101101		2,884,224			2,884,224										2,884,224	
	2017-03-0591	20/03/2017	Specific Budgets of National Government Agencies	1101101		1,200,000			1,200,000										1,200,000	
	2017-03-0598	20/03/2017	Specific Budgets of National Government Agencies	1101101		300,000			300,000										300,000	
	2017-03-0629	23/03/2017	Specific Budgets of National Government Agencies	1101101		250,000			250,000										250,000	
	2017-03-0645	23/03/2017	Specific Budgets of National Government Agencies	1101101		275,000			275,000										275,000	
	2017-03-0666	27/03/2017	Specific Budgets of National Government Agencies	1101101		4,000,000			4,000,000										4,000,000	
	2017-04-0710	10/04/2017	Specific Budgets of National Government Agencies	1101101		200,000			200,000										200,000	
	2017-04-0733	12/04/2017	Specific Budgets of National Government Agencies	1101101		108,000			108,000										108,000	
	2017-04-0755	21/04/2017	Specific Budgets of National Government Agencies	1101101		715,294			715,294										715,294	
	2017-04-0771	21/04/2017	Specific Budgets of National Government Agencies	1101101		282,353			282,353										282,353	
	2017-05-0804	04/05/2017	Specific Budgets of National Government Agencies	1101101		200,000			200,000										200,000	
	2017-05-0879	12/05/2017	Specific Budgets of National Government Agencies	1101101		672,000			672,000										672,000	
	2017-05-0900	18/05/2017	Specific Budgets of National Government Agencies	1101101		2,000,000			2,000,000										2,000,000	
	2017-05-0913	19/05/2017	Specific Budgets of National Government Agencies	1101101		3,000,000			3,000,000										3,000,000	
	2017-05-0946	24/05/2017	Specific Budgets of National Government Agencies	1101101		480,704			480,704										480,704	
	2017-05-0971	30/05/2017	Specific Budgets of National Government Agencies	1101101		7,729,000			7,729,000										7,729,000	
	2017-05-1006	31/05/2017	Specific Budgets of National Government Agencies	1101101		480,704			480,704										480,704	
	2017-06-1027	01/06/2017	Specific Budgets of National Government Agencies	1101101		500,000			500,000										500,000	
	2017-06-1052	02/06/2017	Specific Budgets of National Government Agencies	1101101		688,000			688,000										688,000	
	2017-06-1081	06/06/2017	Specific Budgets of National Government Agencies	1101101		500,000			500,000										500,000	
	2017-06-1098	13/06/2017	Specific Budgets of National Government Agencies	1101101		1,500,000			1,500,000										1,500,000	
	2017-06-1155	02/07-06-20	Specific Budgets of National Government Agencies	1101101	4,064,400.96				4,064,400.96						4,064,400.96				4,064,400.96	
	2017-06-1190	28/06/2017	Specific Budgets of National Government Agencies	1101101			14,000,000		14,000,000								14,000,000		14,000,000	
	2017-06-1271	29/06/2017	Specific Budgets of National Government Agencies	1101101		500,000			500,000							500,000			500,000	
	2017-07-1291	03/07/2017	Specific Budgets of National Government Agencies	1101101		24,000			24,000							24,000			24,000	
	2017-07-1295	05/07/2017	Specific Budgets of National Government Agencies	1101101			33,350,000		33,350,000							33,350,000			33,350,000	
	2017-07-1317	05/07/2017	Specific Budgets of National Government Agencies	1101101		200,000			200,000							200,000			200,000	
	2017-07-1367	07/07/2017	Specific Budgets of National Government Agencies	1101101			10,181,000		10,181,000							10,181,000			10,181,000	
	2017-07-1367	07/07/2017	Specific Budgets of National Government Agencies	1101101		25,000			25,000							25,000			25,000	
	2017-07-1377	07/07/2017	Specific Budgets of National Government Agencies	1101101		480,704			480,704							480,704			480,704	
	2017-07-1396	11/07/2017	Specific Budgets of National Government Agencies	1101101			-14,000,000		-14,000,000							-14,000,000			-14,000,000	
	2017-07-1460	25/07/2017	Specific Budgets of National Government Agencies	1101101		5,000,000			5,000,000							5,000,000			5,000,000	
	2017-07-1464	25/07/2017	Specific Budgets of National Government Agencies	1101101		5,000,000			5,000,000							5,000,000			5,000,000	
	2017-07-1485	25/07/2017	Specific Budgets of National Government Agencies	1101101		5,000,000			5,000,000							5,000,000			5,000,000	
	2017-08-1559	03/08/2017	Specific Budgets of National Government Agencies	1101101			5,800,000		5,800,000							5,800,000			5,800,000	
	2017-08-1580	09/08/2017	Specific Budgets of National Government Agencies	1101101		10,000,000			10,000,000							10,000,000			10,000,000	
	2017-08-1653	10/08/2017	Specific Budgets of National Government Agencies	1101101			100,000,000		100,000,000							100,000,000			100,000,000	
	2017-08-1766	29/08/2017	Specific Budgets of National Government Agencies	1101101		10,000,000			10,000,000							10,000,000			10,000,000	
	2017-08-1812	29/08/2017	Specific Budgets of National Government Agencies	1101101			2,184,000		2,184,000							2,184,000			2,184,000	
	2017-08-1818	31/08/2017	Specific Budgets of National Government Agencies	1101101		10,000,000			10,000,000							10,000,000			10,000,000	
	2017-09-1823	04/09/2017	Specific Budgets of National Government Agencies	1101101			67,500,000		67,500,000							67,500,000			67,500,000	
	2017-09-1845	11/09/2017	Specific Budgets of National Government Agencies	1101101		158,400			158,400							158,400			158,400	
	2017-09-1865	22/09/2017	Specific Budgets of National Government Agencies	1101101	2,095,166.89				2,095,166.89						2,095,166.89				2,095,166.89	
	2017-09-1885	25/09/2017	Specific Budgets of National Government Agencies	1101101		400,000			400,000							400,000			400,000	
	2017-10-1941	03/10/2017	Specific Budgets of National Government Agencies	1101101		480,704			480,704							480,704			480,704	
	2017-10-1969	06/10/2017	Specific Budgets of National Government Agencies	1101101	2,935,610.49				2,935,610.49						2,935,610.49				2,935,610.49	
	2017-10-2003	27/10/2017	Specific Budgets of National Government Agencies	1101101		7,960,143.22			7,960,143.22							7,960,143.22			7,960,143.22	
	2017-10-2057	30/10/2017	Specific Budgets of National Government Agencies	1101101		1,000,000			1,000,000							1,000,000			1,000,000	
	2017-11-2125	22/11/2017	Specific Budgets of National Government Agencies	1101101		2,000,000			2,000,000							2,000,000			2,000,000	
	2017-12-2152	06/12/2017	Specific Budgets of National Government Agencies	1101101		1,000,000			1,000,000							1,000,000			1,000,000	
	2017-12-2181	14/12/2017	Specific Budgets of National Government Agencies	1101101		160,800			160,800							160,800			160,800	
	2017-12-2196	14/12/2017	Specific Budgets of National Government Agencies	1101101	3,313,013.87				3,313,013.87						3,313,013.87				3,313,013.87	
	2017-12-2207	14/12/2017	Specific Budgets of National Government Agencies	1101101		700,000			700,000							700,000			700,000	
	2017-12-2209	15/12/2017	Specific Budgets of National Government Agencies	1101101		-5,000,000			-5,000,000							-5,000,000			-5,000,000	
	2017-12-2221	15/12/2017	Specific Budgets of National Government Agencies	1101101		15,000,000			15,000,000							15,000,000			15,000,000	
	2017-12-2225	29/12/2017	Specific Budgets of National Government Agencies	1101101			100,000,000		100,000,000							100,000,000			100,000,000	
	2017-12-2253	29/12/2017	Specific Budgets of National Government Agencies	1101101		-952,420			-952,420							-952,420			-952,420	
	Southern Philippines Medical Center				38,161,287.08	216,505,215	399,655,000		654,321,502.08						38,161,287.08	216,505,215	399,655,000		654,321,502.08	
	SAA No. ROXI 2017-12-013	13/12/2017	Non-Corr. Disease Prevention and Control Fund	1101101		603,000			603,000							603,000			603,000	
	SAA NO. 2017-02-0099	06/02/2017	Specific Budgets of National Government Agencies	1101101		34,200,000			34,200,000							34,200,000			34,200,000	

**FAR No. 1-B**  
**LIST OF ALLOTMENTS AND SUB-ALLOTMENTS**  
**As of the Quarter Ending December 31, 2017**  
**Department: Department of Health (DOH)**  
**Agency: Office of the Secretary**  
**Operating Unit: All**  
**Organization Code (UACS): 13001000000**  
**Fund Cluster: 01 - Regular Agency Fund**

**Authorization: 01 - Current Year Appropriations**  
**Report Status: ALL**

No.	Allotments / Sub-Allotments		Description	Funding Source	LIACS Code	Allotments					Sub-Allotment to Regions/Operating Units					Total Allotments / Net of Sub-allotments				
	Number	Date				PS	MOOE	CO	FINEX	Total	PS	MOOE	CO	FINEX	Total	PS	MOOE	CO	FINEX	Total
1	2	3	4	5	6	7	8	9	10=(8+7+8+9)	11	12	13	14	15=(11+12+13+14)	16	17	18	19	20=(16+17+18+19)	
	SAA NO. 2017-02-0241	20/02/2001	Specific Budgets of National Government Agencies	1101101					37,850,000										37,850,000	37,850,000
	SAA NO. 2017-03-0352	07/03/2017	Specific Budgets of National Government Agencies	1101101	49,238,000					49,238,000					49,238,000					49,238,000
	SAA NO. 2017-03-0371	10/03/2017	Specific Budgets of National Government Agencies	1101101		600,000													600,000	600,000
	SAA NO. 2017-03-0396	13/03/2017	Specific Budgets of National Government Agencies	1101101		1,000,000													1,000,000	1,000,000
	SAA NO. 2017-03-0480	15/03/2017	Specific Budgets of National Government Agencies	1101101		400,000													400,000	400,000
	SAA NO. 2017-03-0517	17/03/2017	Specific Budgets of National Government Agencies	1101101		500,000													500,000	500,000
	SAA NO. 2017-03-0542	17/03/2017	Specific Budgets of National Government Agencies	1101101		2,000,000													2,000,000	2,000,000
	SAA NO. 2017-03-0559	17/03/2017	Specific Budgets of National Government Agencies	1101101		100,000													100,000	100,000
	SAA NO. 2017-03-0668	27/03/2017	Specific Budgets of National Government Agencies	1101101		3,000,000													3,000,000	3,000,000
	SAA NO. 2017-03-0674	27/03/2017	Specific Budgets of National Government Agencies	1101101		600,000													600,000	600,000
	SAA NO. 2017-04-0702	06/04/2017	Specific Budgets of National Government Agencies	1101101		50,000													50,000	50,000
	SAA NO. 2017-04-0720	11/04/2017	Specific Budgets of National Government Agencies	1101101		50,000													50,000	50,000
	SAA NO. 2017-05-0863	12/05/2017	Specific Budgets of National Government Agencies	1101101		250,000													250,000	250,000
	SAA NO. 2017-05-0977	30/05/2017	Specific Budgets of National Government Agencies	1101101		5,000,000													5,000,000	5,000,000
	SAA NO. 2017-05-0982	30/05/2017	Specific Budgets of National Government Agencies	1101101		5,000,000													5,000,000	5,000,000
	SAA NO. 2017-05-0984	30/05/2017	Specific Budgets of National Government Agencies	1101101		2,000,000													2,000,000	2,000,000
	SAA NO. 2017-05-0987	30/05/2017	Specific Budgets of National Government Agencies	1101101		5,000,000													5,000,000	5,000,000
	SAA NO. 2017-05-1022	31/05/2017	Specific Budgets of National Government Agencies	1101101				6,550,000												6,550,000
	SAA NO. 2017-06-1029	01/06/2017	Specific Budgets of National Government Agencies	1101101		700,000													700,000	700,000
	SAA NO. 2017-06-1083	06/06/2017	Specific Budgets of National Government Agencies	1101101		500,000													500,000	500,000
	SAA NO. 2017-06-1088	09/06/2017	Specific Budgets of National Government Agencies	1101101		2,000,000													2,000,000	2,000,000
	SAA NO. 2017-06-1111	14/06/2017	Specific Budgets of National Government Agencies	1101101				35,805,000												35,805,000
	SAA NO. 2017-06-1126	16/06/2017	Specific Budgets of National Government Agencies	1101101		5,850,000													5,850,000	5,850,000
	SAA NO. 2017-06-1238	29/06/2017	Specific Budgets of National Government Agencies	1101101		1,000,000													1,000,000	1,000,000
	SAA NO. 2017-07-1380	07/07/2017	Specific Budgets of National Government Agencies	1101101		5,000,000													5,000,000	5,000,000
	SAA NO. 2017-07-1406	12/07/2017	Specific Budgets of National Government Agencies	1101101		1,500,000													1,500,000	1,500,000
	SAA NO. 2017-07-1445	18/07/2017	Specific Budgets of National Government Agencies	1101101		300,000													300,000	300,000
	SAA NO. 2017-07-1459	25/07/2017	Specific Budgets of National Government Agencies	1101101		10,000,000													10,000,000	10,000,000
	SAA NO. 2017-07-1490	27/07/2017	Contingent Fund	1101402				165,000,000												165,000,000
	SAA NO. 2017-07-1494	31/07/2017	Specific Budgets of National Government Agencies	1101101		10,000,000													10,000,000	10,000,000
	SAA NO. 2017-08-1541	03/08/2017	Specific Budgets of National Government Agencies	1101101				74,300,000												74,300,000
	SAA NO. 2017-08-1593	09/08/2017	Specific Budgets of National Government Agencies	1101101		40,000,000													40,000,000	40,000,000
	SAA NO. 2017-08-1667	16/08/2017	Specific Budgets of National Government Agencies	1101101		5,000,000													5,000,000	5,000,000
	SAA NO. 2017-08-1730	16/08/2017	Specific Budgets of National Government Agencies	1101101		500,000													500,000	500,000
	SAA NO. 2017-08-1739	16/08/2017	Specific Budgets of National Government Agencies	1101101		20,000,000													20,000,000	20,000,000
	SAA NO. 2017-08-1768	29/08/2017	Specific Budgets of National Government Agencies	1101101		2,000,000													2,000,000	2,000,000
	SAA NO. 2017-08-1800	29/08/2017	Specific Budgets of National Government Agencies	1101101		1,000,000													1,000,000	1,000,000
	SAA NO. 2017-09-1829	06/09/2017	Specific Budgets of National Government Agencies	1101101		5,000,000													5,000,000	5,000,000
	SAA NO. 2017-09-1899	26/09/2017	Specific Budgets of National Government Agencies	1101101		1,000,000													1,000,000	1,000,000
	SAA NO. 2017-10-1954	05/10/2017	Specific Budgets of National Government Agencies	1101101		170,000													170,000	170,000
	SAA NO. 2017-10-1993	26/10/2017	Specific Budgets of National Government Agencies	1101101		2,000,000													2,000,000	2,000,000
	SAA NO. 2017-10-1994	27/10/2017	Specific Budgets of National Government Agencies	1101101		500,000													500,000	500,000
	SAA NO. 2017-10-2035	27/10/2017	Specific Budgets of National Government Agencies	1101101		2,000,000													2,000,000	2,000,000
	SAA NO. 2017-11-2087	06/11/2017	Specific Budgets of National Government Agencies	1101101		300,000													300,000	300,000
	SAA NO. 2017-12-2232	29/12/2017	Specific Budgets of National Government Agencies	1101101				118,000,000												118,000,000
	SAA NO. 2017-12-2239	29/12/2017	Specific Budgets of National Government Agencies	1101101	-11,076,712.92															-11,076,712.92
	SAA NO. ROXI 2017-04-001	10/04/2017	Specific Budgets of National Government Agencies	1101101		500,000													500,000	500,000
	SAA NO. ROXI 2017-05-002	31/05/2017	Specific Budgets of National Government Agencies	1101101		250,000													250,000	250,000
	SAA NO. ROXI 2017-10-008	24/10/2017	Specific Budgets of National Government Agencies	1101101		1,232,215													1,232,215	1,232,215
	Davao Regional Hospital					8,737,007.83		92,185,215		30,299,900					8,737,007.83		92,185,215		30,299,900	131,222,122.83
	SAA NO. 2017-06-1239	29/06/2017	Specific Budgets of National Government Agencies	1101101		1,000,000													1,000,000	1,000,000
	SAA NO. 2017-07-1407	21/07/2017	Specific Budgets of National Government Agencies	1101101		2,500,000													2,500,000	2,500,000
	SAA NO. 2017-07-1458	21/07/2017	Specific Budgets of National Government Agencies	1101101				29,999,900												29,999,900
	SAA NO. 2017-07-1484	27/07/2017	Specific Budgets of National Government Agencies	1101101		1,676,007.83									1,676,007.83					1,676,007.83
	SAA NO. 2017-08-1542	30/08/2017	Specific Budgets of National Government Agencies	1101101				300,000												300,000
	SAA NO. 2017-08-1731	16/08/2017	Specific Budgets of National Government Agencies	1101101		300,000													300,000	300,000
	SAA NO. 2017-08-1738	16/08/2017	Specific Budgets of National Government Agencies	1101101		20,000,000													20,000,000	20,000,000
	SAA NO. 2017-08-1767	29/08/2017	Specific Budgets of National Government Agencies	1101101		2,000,000													2,000,000	2,000,000
	SAA NO. 2017-08-1799	29/08/2017	Specific Budgets of National Government Agencies	1101101		1,000,000													1,000,000	1,000,000
	SAA NO. 2017-09-006	11/09/2017	Specific Budgets of National Government Agencies	1101101		700,000													700,000	700,000
	SAA NO. 2017-09-007	18/10/2017	Specific Budgets of National Government Agencies	1101101		8,000,000													8,000,000	8,000,000
	SAA NO. 2017-09-009	24/10/2017	Specific Budgets of National Government Agencies	1101101		1,232,215													1,232,215	1,232,215
	SAA NO. 2017-10-2036	27/10/2017	Specific Budgets of National Government Agencies	1101101		1,000,000													1,000,000	1,000,000
	SAA NO. 2017-11-012	22/11/2017	Specific Budgets of National Government Agencies	1101101																

**FAR No. 1-B**  
**LIST OF ALLOTMENTS AND SUB-ALLOTMENTS**  
**As of the Quarter Ending December 31, 2017**

**Department: Department of Health (DOH)**  
**Agency: Office of the Secretary**  
**Operating Unit: All**  
**Organization Code (UACS): 13001000000**  
**Fund Cluster: 01 - Regular Agency Fund**

**Authorization: 01 - Current Year Appropriations**  
**Report Status: ALL**

No.	Allotments / Sub-Allotments		Description	UACS Code	Allotments					Sub-Allotment to Regions/Operating Units					Total Allotments / Net of Sub-Allotments				
	Number	Date			PS	MOOE	CO	FINEX	Total	PS	MOOE	CO	FINEX	Total	PS	MOOE	CO	FINEX	Total
1	2	3	4	5	6	7	8	9	10=(6+7+8+9)	11	12	13	14	15=(11+12+13+14)	16	17	18	19	20=(16+17+18+19)
	SAA ROXI-17-02-0098	20/02/2017	Specific Budgets of National Government Agencies	1101101		22,500,000			22,500,000							22,500,000			22,500,000
	SAA ROXI-17-02-0215	20/02/2017	Specific Budgets of National Government Agencies	1101101		22,300,000			22,300,000							22,300,000			22,300,000
	SAA ROXI-17-03-0305	07/03/2017	Specific Budgets of National Government Agencies	1101101	7,061,000				7,061,000						7,061,000				7,061,000
	SAA ROXI-17-03-0481	15/05/2017	Specific Budgets of National Government Agencies	1101101		500,000			500,000							500,000			500,000
	SAA ROXI-17-03-0518	17/03/2017	Specific Budgets of National Government Agencies	1101101		500,000			500,000							500,000			500,000
	SAA ROXI-17-03-0554	17/03/2017	Specific Budgets of National Government Agencies	1101101		50,000			50,000							50,000			50,000
	SAA ROXI-17-03-0667	27/03/2017	Specific Budgets of National Government Agencies	1101101		3,000,000			3,000,000							3,000,000			3,000,000
	SAA ROXI-17-03-0696	28/03/2017	Specific Budgets of National Government Agencies	1101101		1,000,000			1,000,000							1,000,000			1,000,000
	SAA ROXI-17-05-003	31/05/2017	Specific Budgets of National Government Agencies	1101101		250,000			250,000							250,000			250,000
	SAA ROXI-17-05-983	30/05/2017	Specific Budgets of National Government Agencies	1101101		2,000,000			2,000,000							2,000,000			2,000,000
	SAA ROXI-17-06-1163	21/06/2017	Specific Budgets of National Government Agencies	1101101		50,000			50,000							50,000			50,000
	Region XII - SOCCSKSARGEN				45,231,752.02	171,747,274	601,152,500		818,131,526.02						45,231,752.02	171,747,274	601,152,500		818,131,526.02
	Soccksargen Centers for Health Development				10,282,131.38	59,288,957	256,100,000		325,671,088.38						10,282,131.38	59,288,957	256,100,000		325,671,088.38
	2017-01-0014	31/01/2017	Specific Budgets of National Government Agencies	1101101		300,000			300,000							300,000			300,000
	2017-02-0034	17/02/2017	Specific Budgets of National Government Agencies	1101101		585,380			585,380							585,380			585,380
	2017-02-0112	06/02/2017	Specific Budgets of National Government Agencies	1101101		1,000,000			1,000,000							1,000,000			1,000,000
	2017-02-0132	07/02/2017	Specific Budgets of National Government Agencies	1101101		910,000			910,000							910,000			910,000
	2017-02-0149	10/02/2017	Specific Budgets of National Government Agencies	1101101		3,986,740			3,986,740							3,986,740			3,986,740
	2017-02-0167	13/02/2017	Specific Budgets of National Government Agencies	1101101		235,440			235,440							235,440			235,440
	2017-02-0197	17/02/2017	Specific Budgets of National Government Agencies	1101101		1,600,000			1,600,000							1,600,000			1,600,000
	2017-02-0257	23/02/2017	Specific Budgets of National Government Agencies	1101101		350,000			350,000							350,000			350,000
	2017-03-0350	07/03/2017	Specific Budgets of National Government Agencies	1101101	4,739,000				4,739,000						4,739,000				4,739,000
	2017-03-0414	15/03/2017	Specific Budgets of National Government Agencies	1101101		665,210			665,210							665,210			665,210
	2017-03-0433	14/03/2017	Specific Budgets of National Government Agencies	1101101		738,600			738,600							738,600			738,600
	2017-03-0492	15/03/2017	Specific Budgets of National Government Agencies	1101101		2,453,784			2,453,784							2,453,784			2,453,784
	2017-03-0544	17/03/2017	Specific Budgets of National Government Agencies	1101101		12,000,000			12,000,000							12,000,000			12,000,000
	2017-03-0592	20/03/2017	Specific Budgets of National Government Agencies	1101101		700,000			700,000							700,000			700,000
	2017-03-0615	23/03/2017	Specific Budgets of National Government Agencies	1101101		1,660,000			1,660,000							1,660,000			1,660,000
	2017-03-0630	23/03/2017	Specific Budgets of National Government Agencies	1101101		250,000			250,000							250,000			250,000
	2017-03-646	23/03/2017	Specific Budgets of National Government Agencies	1101101		275,000			275,000							275,000			275,000
	2017-04-0719	11/04/2017	Specific Budgets of National Government Agencies	1101101		313,200			313,200							313,200			313,200
	2017-04-0756	20/07/2017	Specific Budgets of National Government Agencies	1101101		715,294			715,294							715,294			715,294
	2017-04-0772	21/04/2017	Specific Budgets of National Government Agencies	1101101		282,353			282,353							282,353			282,353
	2017-04-734	20/07/2017	Specific Budgets of National Government Agencies	1101101		112,500			112,500							112,500			112,500
	2017-05-0901	19/05/2017	Specific Budgets of National Government Agencies	1101101		1,500,000			1,500,000							1,500,000			1,500,000
	2017-05-0966	30/05/2017	Specific Budgets of National Government Agencies	1101101		5,000,000			5,000,000							5,000,000			5,000,000
	2017-05-0996	31/05/2017	Specific Budgets of National Government Agencies	1101101		408,964			408,964							408,964			408,964
	2017-05-1011	20/07/2017	Specific Budgets of National Government Agencies	1101101		408,964			408,964							408,964			408,964
	2017-05-880	12/05/2017	Specific Budgets of National Government Agencies	1101101		276,000			276,000							276,000			276,000
	2017-05-972	30/05/2017	Specific Budgets of National Government Agencies	1101101		4,440,000			4,440,000							4,440,000			4,440,000
	2017-06-1053	02/06/2017	Specific Budgets of National Government Agencies	1101101		588,000			588,000							588,000			588,000
	2017-06-1082	06/06/2017	Specific Budgets of National Government Agencies	1101101		1,000,000			1,000,000							1,000,000			1,000,000
	2017-06-1156	20/06/2017	Specific Budgets of National Government Agencies	1101101	1,270,125.30				1,270,125.30						1,270,125.30				1,270,125.30
	2017-06-1191	28/06/2017	Specific Budgets of National Government Agencies	1101101			10,000,000		10,000,000								10,000,000		10,000,000
	2017-06-1272	29/06/2017	Specific Budgets of National Government Agencies	1101101		500,000			500,000							500,000			500,000
	2017-07-1296	05/07/2017	Specific Budgets of National Government Agencies	1101101			78,500,000		78,500,000							78,500,000			78,500,000
	2017-07-1301	05/07/2017	Specific Budgets of National Government Agencies	1101101		408,964			408,964							408,964			408,964
	2017-07-1318	05/07/2017	Specific Budgets of National Government Agencies	1101101		200,000			200,000							200,000			200,000
	2017-07-1358	07/07/2017	Specific Budgets of National Government Agencies	1101101		12,000	3,050,000		3,062,000							12,000	3,050,000		3,062,000
	2017-07-1368	07/07/2017	Specific Budgets of National Government Agencies	1101101			2,400,000		2,400,000							2,400,000			2,400,000
	2017-07-1397	11/07/2017	Specific Budgets of National Government Agencies	1101101			-10,000,000		-10,000,000							-10,000,000			-10,000,000
	2017-08-1560	03/08/2017	Specific Budgets of National Government Agencies	1101101			5,200,000		5,200,000							5,200,000			5,200,000
	2017-08-1654	10/08/2017	Specific Budgets of National Government Agencies	1101101			150,000,000		150,000,000							150,000,000			150,000,000
	2017-08-1758	23/08/2017	Specific Budgets of National Government Agencies	1101101		5,450,000			5,450,000							5,450,000			5,450,000
	2017-09-1896	25/09/2017	Specific Budgets of National Government Agencies	1101101		400,000			400,000							400,000			400,000
	2017-10-1931	03/10/2017	Specific Budgets of National Government Agencies	1101101		408,964			408,964							408,964			408,964
	2017-10-1942	03/10/2017	Specific Budgets of National Government Agencies	1101101	2,546,666.21				2,546,666.21						2,546,666.21				2,546,666.21
	2017-10-1970	11/10/2017	Specific Budgets of National Government Agencies	1101101	1,062,343.68				1,062,343.68						1,062,343.68				1,062,343.68
	2017-10-1985	19/10/2017	Specific Budgets of National Government Agencies	1101101		350,000			350,000							350,000			350,000
	2017-10-2004	27/10/2017	Specific Budgets of National Government Agencies	1101101		2,721,200			2,721,200							2,721,200			2,721,200
	2017-10-2059	30/10/2017	Specific Budgets of National Government Agencies	1101101		3,050,000			3,050,000							3,050,000			3,050,000
	2017-11-2081	03/11/2017	Specific Budgets of National Government Agencies	1101101		2,000,000			2,000,000							2,000,000			2,000,000
	2017-11-2101	20/11/2017	Specific Budgets of National Government Agencies	1101101		-12,000	-3,050,000		-3,062,000										

FAR No. 1-B  
 LIST OF ALLOTMENTS AND SUB-ALLOTMENTS  
 As of the Quarter Ending December 31, 2017  
 Department: Department of Health (DOH)  
 Agency: Office of the Secretary  
 Operating Unit: All  
 Organization Code (UACS): 13001000000  
 Fund Cluster: 01 - Regular Agency Fund

Authorization: 01 - Current Year Appropriations  
 Report Status: ALL

No.	Allotments / Sub-Allotments			Funding Source	UACS Code	Allotments					Sub-Allotment to Regions/Operating Units					Total Allotments / Net of Sub-allotments				
	Number	Date	Description			PS	MOOE	CO	FINEX	Total	PS	MOOE	CO	FINEX	Total	PS	MOOE	CO	FINEX	Total
1	2	3	4	5	6	7	8	9	10=(6+7+8+9)	11	12	13	14	15=(11+12+13+14)	16	17	18	19	20=(16+17+18+19)	
	2017-12-2182	05/12/2017	Specific Budgets of National Government Agencies	1101101		44,400				44,400									44,400	44,400
	2017-12-2197	14/12/2017	Specific Budgets of National Government Agencies	1101101	663,996.19					663,996.19					663,996.19					663,996.19
	2017-12-2248	29/12/2017	Specific Budgets of National Government Agencies	1101101			20,000,000			20,000,000							20,000,000			20,000,000
	Cotabato Regional and Medical Center					31,918,620.64	110,238,317	273,552,500		415,709,437.64					31,918,620.64	110,238,317	273,552,500		415,709,437.64	
	SAA 2017-02-0100	06/02/2017	Specific Budgets of National Government Agencies	1101101		5,500,000				5,500,000							5,500,000			5,500,000
	SAA 2017-02-0170	13/02/2017	Specific Budgets of National Government Agencies	1101101		2,120,317				2,120,317							2,120,317			2,120,317
	SAA 2017-02-0214	20/02/2017	Specific Budgets of National Government Agencies	1101101		3,950,000				3,950,000							3,950,000			3,950,000
	SAA 2017-03-0300	07/03/2017	Specific Budgets of National Government Agencies	1101101	9,386,000					9,386,000					9,386,000					9,386,000
	SAA 2017-03-0482	15/03/2017	Specific Budgets of National Government Agencies	1101101		2,900,000				2,900,000							2,900,000			2,900,000
	SAA 2017-03-0516	17/03/2017	Specific Budgets of National Government Agencies	1101101		2,500,000				2,500,000							2,500,000			2,500,000
	SAA 2017-03-0543	17/03/2017	Specific Budgets of National Government Agencies	1101101		1,000,000				1,000,000							1,000,000			1,000,000
	SAA 2017-03-0681	29/03/2017	Specific Budgets of National Government Agencies	1101101		126,000				126,000							5,000,000			5,000,000
	SAA 2017-05-0978	30/05/2017	Specific Budgets of National Government Agencies	1101101		5,000,000				5,000,000							5,000,000			5,000,000
	SAA 2017-05-0981	30/05/2017	Specific Budgets of National Government Agencies	1101101		5,000,000				5,000,000							5,000,000			5,000,000
	SAA 2017-06-1112	14/06/2017	Specific Budgets of National Government Agencies	1101101			27,000,000			27,000,000							27,000,000			27,000,000
	SAA 2017-06-1194	28/06/2017	Specific Budgets of National Government Agencies	1101101			8,950,000			8,950,000							8,950,000			8,950,000
	SAA 2017-06-1240	29/06/2017	Specific Budgets of National Government Agencies	1101101		1,000,000				1,000,000							30,050,000			30,050,000
	SAA 2017-07-1489	27/07/2017	Specific Budgets of National Government Agencies	1101101			30,050,000			30,050,000							300,000			300,000
	SAA 2017-08-1543	03/08/2017	Specific Budgets of National Government Agencies	1101101			300,000			300,000							300,000			300,000
	SAA 2017-08-1566	09/08/2017	Specific Budgets of National Government Agencies	1101101		40,000,000				40,000,000						40,000,000			40,000,000	
	SAA 2017-08-1614	10/08/2017	Specific Budgets of National Government Agencies	1101101			78,000,000			78,000,000							78,000,000			78,000,000
	SAA 2017-08-1623	10/08/2017	Specific Budgets of National Government Agencies	1101101			30,000,000			30,000,000							30,000,000			30,000,000
	SAA 2017-08-1641	10/08/2017	Specific Budgets of National Government Agencies	1101101			75,000,000			75,000,000							75,000,000			75,000,000
	SAA 2017-08-1668	16/08/2017	Specific Budgets of National Government Agencies	1101101		5,000,000				5,000,000						5,000,000			5,000,000	
	SAA 2017-09-1895	26/09/2017	Specific Budgets of National Government Agencies	1101101			1,202,500			1,202,500							1,202,500			1,202,500
	SAA 2017-09-1896	26/09/2017	Specific Budgets of National Government Agencies	1101101	24,039,647.21					24,039,647.21					24,039,647.21					24,039,647.21
	SAA 2017-09-1921	28/09/2017	Specific Budgets of National Government Agencies	1101101		130,000				130,000							130,000			130,000
	SAA 2017-10-2037	27/10/2017	Specific Budgets of National Government Agencies	1101101		3,000,000				3,000,000							3,000,000			3,000,000
	SAA 2017-11-2102	20/11/2017	Specific Budgets of National Government Agencies	1101101		12,000	3,050,000			3,062,000					12,000	3,050,000				3,062,000
	SAA 2017-11-2127	23/11/2017	Specific Budgets of National Government Agencies	1101101		33,000,000				33,000,000					33,000,000					33,000,000
	SAA 2017-12-2237	29/12/2017	Specific Budgets of National Government Agencies	1101101	-1,507,026.57					-1,507,026.57					-1,507,026.57					-1,507,026.57
	SAA 2017-12-2243	29/12/2017	Specific Budgets of National Government Agencies	1101101			20,000,000			20,000,000							20,000,000			20,000,000
	Cotabato Sanitarium					3,031,000	2,220,000	71,500,000		76,751,000					3,031,000	2,220,000	71,500,000			76,751,000
	2017-06-1241	29/06/2017	Specific Budgets of National Government Agencies	1101101		500,000				500,000							500,000			500,000
	SAA No. 2017-05-0849	10/05/2017	Specific Budgets of National Government Agencies	1101101			71,500,000			71,500,000							71,500,000			71,500,000
	SAA No. 2017-02-0101	06/02/2017	Specific Budgets of National Government Agencies	1101101		220,000				220,000							220,000			220,000
	SAA No. 2017-03-0301	07/03/2017	Specific Budgets of National Government Agencies	1101101	3,031,000					3,031,000					3,031,000					3,031,000
	SAA No. 2017-10-2038	27/10/2017	Specific Budgets of National Government Agencies	1101101		1,500,000				1,500,000						1,500,000				1,500,000
	National Capital Region (NCR)					714,743,798.60	1,054,156,021.68	1,689,632,850		3,458,532,670.28					714,743,798.60	1,054,156,021.68	1,689,632,850			3,458,532,670.28
	Food and Drug Administration					64,320,317.95	600,000			64,920,317.95					64,320,317.95	600,000				64,920,317.95
	SAA No. 17-01-001 SAA to Davao	31/01/2017	Specific Budgets of National Government Agencies	1101101	5,959,000					5,959,000					5,959,000					5,959,000
	SAA No. 17-03-0317	07/03/2017	Specific Budgets of National Government Agencies	1101101	24,677,000					24,677,000					24,677,000					24,677,000
	SAA No. 17-05-0814	17/05/2017	Specific Budgets of National Government Agencies	1101101		600,000				600,000							600,000			600,000
	SAA No. 17-06-1275	29/06/2017	Specific Budgets of National Government Agencies	1101101	14,111,152.97					14,111,152.97					14,111,152.97					14,111,152.97
	SAA No. 17-08-1759	23/08/2017	Specific Budgets of National Government Agencies	1101101	16,240,712.98					16,240,712.98					16,240,712.98					16,240,712.98
	SAA No. 17-09-003 SAA to Davao	14/09/2017	Specific Budgets of National Government Agencies	1101101	1,341,523					1,341,523					1,341,523					1,341,523
	SAA No. 17-09-006 SAA to Davao	03/11/2017	Specific Budgets of National Government Agencies	1101101	1,679,908					1,679,908					1,679,908					1,679,908
	SAA No. 17-09-007 SAA to Davao	03/11/2017	Specific Budgets of National Government Agencies	1101101	311,021					311,021					311,021					311,021
	Bureau of Quarantine					7,682,902.47		274,097,000		281,779,902.47					7,682,902.47		274,097,000			281,779,902.47
	SAA No. 2017-03-0286	07/03/2017	Specific Budgets of National Government Agencies	1101101	3,634,000					3,634,000					3,634,000					3,634,000
	SAA No. 2017-05-0811	08/05/2017	Specific Budgets of National Government Agencies	1101101			258,097,000			258,097,000							258,097,000			258,097,000
	SAA No. 2017-11-2094	07/11/2017	Specific Budgets of National Government Agencies	1101101	4,048,902.47					4,048,902.47					4,048,902.47					4,048,902.47
	SAA No. 2017-12-2230	29/12/2017	Specific Budgets of National Government Agencies	1101101			16,000,000			16,000,000							16,000,000			16,000,000
	Metro Manila Centers for Health Development					3,887,000	266,178,631	81,938,000		352,003,631					3,887,000	266,178,631	81,938,000			352,003,631
	2017-01-0017	31/01/2017	Specific Budgets of National Government Agencies	1101101		300,000				300,000							300,000			300,000
	2017-02-0035	01/02/2017	Specific Budgets of National Government Agencies	1101101		632,780				632,780							632,780			632,780
	2017-02-0046	06/02/2017	Specific Budgets of National Government Agencies	1101101		1,000,000				1,000,000							1,000,000			1,000,000
	2017-02-0117	06/02/2017	Specific Budgets of National Government Agencies	1101101		54,125,000				54,125,000							54,125,000			54,125,000
	2017-02-0117-A	06/02/2017	Specific Budgets of National Government Agencies	1101101		3,200,000				3,200,000							3,200,000			3,200,000
	2017-02-0135	07/02/2017	Specific Budgets of National Government Agencies	1101101		600,000				600,000										

**FAR No. 1-B**  
**LIST OF ALLOTMENTS AND SUB-ALLOTMENTS**

As of the Quarter Ending December 31, 2017

Department: Department of Health (DOH)

Agency: Office of the Secretary

Operating Unit: All

Organization Code (UACS): 13001000000

Fund Cluster: 01 - Regular Agency Fund

Authorization: 01 - Current Year Appropriations

Report Status: ALL

No.	Allotments / Sub-Allotments		Description	UACS Code	Allotments					Sub-Allotment to Regions/Operating Units					Total Allotments / Net of Sub-allotments				
	Number	Date			PS	MOOE	CO	FINEX	Total	PS	MOOE	CO	FINEX	Total	PS	MOOE	CO	FINEX	Total
1	2	3	4	5	6	7	8	9	10	11	12	13	14	15	16	17	18	19	20
									(10)=(6+7+8+9)					15=(11+12+13+14)					20=(16+17+18+19)
2017-02-0201-A		17/02/2017	Specific Budgets of National Government Agencies	1101101		500,000			500,000							500,000			500,000
2017-02-0250		21/02/2017	Specific Budgets of National Government Agencies	1101101		303,215			303,215							303,215			303,215
2017-02-0255		23/02/2017	Specific Budgets of National Government Agencies	1101101		180,000			180,000							180,000			180,000
2017-02-0255		23/02/2017	Specific Budgets of National Government Agencies	1101101		180,000			180,000							180,000			180,000
2017-03-0268		03/03/2017	Specific Budgets of National Government Agencies	1101101		1,500,000			1,500,000							1,500,000			1,500,000
2017-03-0269		03/03/2017	Specific Budgets of National Government Agencies	1101101		1,000,000			1,000,000							1,000,000			1,000,000
2017-03-0270		03/03/2017	Specific Budgets of National Government Agencies	1101101		900,000			900,000							900,000			900,000
2017-03-0333		07/03/2017	Specific Budgets of National Government Agencies	1101101	3,137,000				3,137,000						3,137,000				3,137,000
2017-03-0367		09/03/2017	Specific Budgets of National Government Agencies	1101101		1,800,000			1,800,000							1,800,000			1,800,000
2017-03-0417		15/03/2017	Specific Budgets of National Government Agencies	1101101		1,746,186			1,746,186							1,746,186			1,746,186
2017-03-0435		14/03/2017	Specific Budgets of National Government Agencies	1101101		708,600			708,600							708,600			708,600
2017-03-0493		15/03/2017	Specific Budgets of National Government Agencies	1101101		2,085,888			2,085,888							2,085,888			2,085,888
2017-03-0500		17/03/2017	Specific Budgets of National Government Agencies	1101101		100,000			100,000							100,000			100,000
2017-03-0504		17/03/2017	Specific Budgets of National Government Agencies	1101101		100,000			100,000							100,000			100,000
2017-03-0510		17/03/2017	Specific Budgets of National Government Agencies	1101101		200,000			200,000							200,000			200,000
2017-03-0519		17/03/2017	Specific Budgets of National Government Agencies	1101101		100,000			100,000							100,000			100,000
2017-03-0552		17/03/2017	Specific Budgets of National Government Agencies	1101101		100,000			100,000							100,000			100,000
2017-03-0560		17/03/2017	Specific Budgets of National Government Agencies	1101101		1,000,000			1,000,000							1,000,000			1,000,000
2017-03-0564		17/03/2017	Specific Budgets of National Government Agencies	1101101		200,000			200,000							200,000			200,000
2017-03-0632		23/03/2017	Specific Budgets of National Government Agencies	1101101		250,000			250,000							250,000			250,000
2017-03-0648		23/03/2017	Specific Budgets of National Government Agencies	1101101		275,000			275,000							275,000			275,000
2017-03-0689		28/03/2017	Specific Budgets of National Government Agencies	1101101		40,000			40,000							40,000			40,000
2017-04-0705		06/04/2017	Specific Budgets of National Government Agencies	1101101		500,000			500,000							500,000			500,000
2017-04-0736		12/04/2017	Specific Budgets of National Government Agencies	1101101		74,000			74,000							74,000			74,000
2017-04-0758		21/04/2017	Specific Budgets of National Government Agencies	1101101		715,296			715,296							715,296			715,296
2017-04-0774		21/04/2017	Specific Budgets of National Government Agencies	1101101		282,353			282,353							282,353			282,353
2017-05-0784		02/05/2017	Specific Budgets of National Government Agencies	1101101		300,000			300,000							300,000			300,000
2017-05-0805		04/05/2017	Specific Budgets of National Government Agencies	1101101		400,000			400,000							400,000			400,000
2017-05-0806		08/05/2017	Specific Budgets of National Government Agencies	1101101		200,000			200,000							200,000			200,000
2017-05-0808		08/05/2017	Specific Budgets of National Government Agencies	1101101		500,000			500,000							500,000			500,000
2017-05-0820		10/05/2017	Specific Budgets of National Government Agencies	1101101		500,000			500,000							500,000			500,000
2017-05-0867		12/05/2017	Specific Budgets of National Government Agencies	1101101		114,918,312			114,918,312							114,918,312			114,918,312
2017-05-0904		19/05/2017	Specific Budgets of National Government Agencies	1101101		2,000,000			2,000,000							2,000,000			2,000,000
2017-05-0926		23/05/2017	Specific Budgets of National Government Agencies	1101101		500,000			500,000							500,000			500,000
2017-05-0950		24/05/2017	Specific Budgets of National Government Agencies	1101101				43,754,000	43,754,000								43,754,000		43,754,000
2017-05-0951		24/05/2017	Specific Budgets of National Government Agencies	1101101		150,000			150,000							150,000			150,000
2017-05-0993		31/05/2017	Specific Budgets of National Government Agencies	1101101		347,648			347,648							347,648			347,648
2017-05-1008		31/05/2017	Specific Budgets of National Government Agencies	1101101		347,648			347,648							347,648			347,648
2017-06-1056		02/06/2017	Specific Budgets of National Government Agencies	1101101		1,588,000			1,588,000							1,588,000			1,588,000
2017-06-1066		06/06/2017	Specific Budgets of National Government Agencies	1101101		300,000			300,000							300,000			300,000
2017-06-1086		09/06/2017	Specific Budgets of National Government Agencies	1101101		300,000			300,000							300,000			300,000
2017-06-1162		21/06/2017	Specific Budgets of National Government Agencies	1101101		200,000			200,000							200,000			200,000
2017-06-1178		28/06/2017	Specific Budgets of National Government Agencies	1101101				104,000,000	104,000,000								104,000,000		104,000,000
2017-06-1274		29/06/2017	Specific Budgets of National Government Agencies	1101101		500,000			500,000							500,000			500,000
2017-07-1281		03/07/2017	Specific Budgets of National Government Agencies	1101101		2,370,000			2,370,000							2,370,000			2,370,000
2017-07-1298		05/07/2017	Specific Budgets of National Government Agencies	1101101		347,648			347,648							347,648			347,648
2017-07-1305		05/07/2017	Specific Budgets of National Government Agencies	1101101		200,000			200,000							200,000			200,000
2017-07-1323		06/07/2017	Specific Budgets of National Government Agencies	1101101		250,000			250,000							250,000			250,000
2017-07-1382		10/07/2017	Specific Budgets of National Government Agencies	1101101		500,000			500,000							500,000			500,000
2017-07-1384		10/07/2017	Specific Budgets of National Government Agencies	1101101				-104,000,000	-104,000,000								-104,000,000		-104,000,000
2017-07-1404		12/07/2017	Specific Budgets of National Government Agencies	1101101		100,000			100,000							100,000			100,000
2017-07-1453		19/07/2017	Specific Budgets of National Government Agencies	1101101		200,000			200,000							200,000			200,000
2017-07-1461		25/07/2017	Specific Budgets of National Government Agencies	1101101		20,000,000			20,000,000							20,000,000			20,000,000
2017-07-1467		27/07/2017	Specific Budgets of National Government Agencies	1101101		2,000,000			2,000,000							2,000,000			2,000,000
2017-08-1550		03/08/2017	Specific Budgets of National Government Agencies	1101101				6,000,000	6,000,000								6,000,000		6,000,000
2017-08-1598		09/08/2017	Specific Budgets of National Government Agencies	1101101		100,000			100,000							100,000			100,000
2017-08-1665		16/08/2017	Specific Budgets of National Government Agencies	1101101				30,000,000	30,000,000								30,000,000		30,000,000
2017-08-1770		29/08/2017	Specific Budgets of National Government Agencies	1101101		200,000			200,000							200,000			200,000
2017-08-1809		29/08/2017	Specific Budgets of National Government Agencies	1101101				2,184,000	2,184,000								2,184,000		2,184,000
2017-09-1842		08/09/2017	Specific Budgets of National Government Agencies	1101101		10,000,000			10,000,000							10,000,000			10,000,000
2017-09-1889		26/09/2017	Specific Budgets of National Government Agencies	1101101		600,000			600,000							600,000			600,000
2017-09-1900		26/09/2017	Specific Budgets of National Government Agencies	1101101		1,000,000			1,000,000							1,000,000			1,000,000
2017-10-1928		03/10/2017	Specific Budgets of National Government Agencies	1101101		347,648			347,648							347,648			347,648
2017-10-1995		27/10/2017	Specific Budgets of National Government Agencies	1101101		7,524,985			7,524,985							7,524,985			7,524,985
2017-11-2120		22/11/2017	Specific Budgets of National Government Agencies	1101101		2,000,000			2,000,000							2,000,000			2,000,000
2017-12-2147		04/12/2017	Specific Budgets of National Government Agencies	1101101		-347,648			-347,648							-347,648			-347,648
2017-12-2148		04/12/2017	Specific Budgets of National Government Agencies	1101101		-347,648			-347,648							-347,648			-347,648

No.	Allotments / Sub-Allotments		Description	Funding Source		Allotments					Sub-Allotment to Regions/Operating Units					Total Allotments / Net of Sub-allotments				
	Number	Date		UACS Code	PS	MOOE	CO	FINEX	Total	PS	MOOE	CO	FINEX	Total	PS	MOOE	CO	FINEX	Total	
1	2	3	4	5	6	7	8	9	10=(6+7+8+9)	11	12	13	14	15=(11+12+13+14)	16	17	18	19	20=(16+17+18+19)	
	2017-12-2155	06/12/2017	Specific Budgets of National Government Agencies	1101101					185,460											185,460
	2017-12-2220	15/12/2017	Specific Budgets of National Government Agencies	1101101	750,000				750,000							750,000				750,000
	Jose R. Reyes Memorial Medical Center				43,016,000	68,430,466.05		39,500,000	148,946,466.05						43,016,000	68,430,466.05	39,500,000		148,946,466.05	
	SAA 17-02-049	06/02/2017	Specific Budgets of National Government Agencies	1101101		22,680,000			22,680,000											22,680,000
	SAA 17-02-224	20/02/2017	Specific Budgets of National Government Agencies	1101101		5,550,000			5,550,000											5,550,000
	SAA 17-03-324	07/03/2017	Specific Budgets of National Government Agencies	1101101	43,016,000				43,016,000						43,016,000					43,016,000
	SAA 17-03-578	17/03/2017	Specific Budgets of National Government Agencies	1101101		50,000			50,000											50,000
	SAA 17-03-654	23/03/2017	Specific Budgets of National Government Agencies	1101101		800,000			800,000											800,000
	SAA 17-05-783	02/05/2017	Specific Budgets of National Government Agencies	1101101		300,000			300,000											300,000
	SAA 17-05-816	10/05/2017	Specific Budgets of National Government Agencies	1101101		100,000			100,000											100,000
	SAA 17-05-918	25/05/2017	Specific Budgets of National Government Agencies	1101101		50,000			50,000											50,000
	SAA 17-05-955	25/05/2017	Specific Budgets of National Government Agencies	1101101		150,000			150,000											150,000
	SAA 17-05-991	31/05/2017	Specific Budgets of National Government Agencies	1101101		1,602,527.28			1,602,527.28											1,602,527.28
	SAA 17-06-1038	01/06/2017	Specific Budgets of National Government Agencies	1101101		100,000			100,000											100,000
	SAA 17-06-1087	09/06/2017	Specific Budgets of National Government Agencies	1101101		500,000			500,000											500,000
	SAA 17-06-1129	16/06/2017	Specific Budgets of National Government Agencies	1101101		1,500,000			1,500,000											1,500,000
	SAA 17-06-1164	21/06/2017	Specific Budgets of National Government Agencies	1101101		100,000			100,000											100,000
	SAA 17-06-1193	28/06/2017	Specific Budgets of National Government Agencies	1101101				37,200,000	37,200,000											37,200,000
	SAA 17-06-1193	28/06/2017	Specific Budgets of National Government Agencies	1101101		1,000,000			1,000,000											1,000,000
	SAA 17-06-1251	29/06/2017	Specific Budgets of National Government Agencies	1101101				2,300,000	2,300,000											2,300,000
	SAA 17-08-1519	03/08/2017	Specific Budgets of National Government Agencies	1101101		250,000			250,000											250,000
	SAA 17-08-1696	16/08/2017	Specific Budgets of National Government Agencies	1101101		300,000			300,000											300,000
	SAA 17-08-1733	16/08/2017	Specific Budgets of National Government Agencies	1101101		10,000,000			10,000,000											10,000,000
	SAA 17-08-1754	18/08/2017	Specific Budgets of National Government Agencies	1101101		200,000			200,000											200,000
	SAA 17-08-1769	29/08/2017	Specific Budgets of National Government Agencies	1101101		250,000			250,000											250,000
	SAA 17-08-1804	29/08/2017	Specific Budgets of National Government Agencies	1101101		4,557,649.77			4,557,649.77											4,557,649.77
	SAA 17-09-1835	06/09/2017	Specific Budgets of National Government Agencies	1101101		500,000			500,000											500,000
	SAA 17-09-1838	06/09/2017	Specific Budgets of National Government Agencies	1101101		10,000,000			10,000,000											10,000,000
	SAA 17-09-1897	26/09/2017	Specific Budgets of National Government Agencies	1101101		170,000			170,000											170,000
	SAA 17-10-1948	05/10/2017	Specific Budgets of National Government Agencies	1101101		220,289			220,289											220,289
	SAA 17-10-1990	25/10/2017	Specific Budgets of National Government Agencies	1101101		500,000			500,000											500,000
	SAA 17-10-2045	27/10/2017	Specific Budgets of National Government Agencies	1101101		5,000,000			5,000,000											5,000,000
	SAA 17-12-2210	15/12/2017	Specific Budgets of National Government Agencies	1101101	40,359,561.02	56,490,789		196,892,750	293,743,100.02						40,359,561.02	56,490,789	196,892,750		293,743,100.02	
	Rizal Medical Center					3,650,000			3,650,000											3,650,000
	SAA No. 2017-02-0055	06/02/2017	Specific Budgets of National Government Agencies	1101101		4,100,000			4,100,000											4,100,000
	SAA No. 2017-02-0237	20/02/2017	Specific Budgets of National Government Agencies	1101101											21,915,000					21,915,000
	SAA No. 2017-03-0346	07/03/2017	Specific Budgets of National Government Agencies	1101101	21,915,000				21,915,000											21,915,000
	SAA No. 2017-03-0377	10/03/2017	Specific Budgets of National Government Agencies	1101101		300,000			300,000											300,000
	SAA No. 2017-03-0603	21/03/2017	Specific Budgets of National Government Agencies	1101101		100,000			100,000											100,000
	SAA No. 2017-03-0652	23/03/2017	Specific Budgets of National Government Agencies	1101101		800,000			800,000											800,000
	SAA No. 2017-06-1130	16/06/2017	Specific Budgets of National Government Agencies	1101101		1,500,000			1,500,000											1,500,000
	SAA No. 2017-06-1255	29/06/2017	Specific Budgets of National Government Agencies	1101101		1,200,000			1,200,000											1,200,000
	SAA No. 2017-07-1293	03/07/2017	Specific Budgets of National Government Agencies	1101101		20,500			20,500											20,500
	SAA No. 2017-07-1422	14/07/2017	Specific Budgets of National Government Agencies	1101101		100,000			100,000											100,000
	SAA No. 2017-08-1516	03/08/2017	Specific Budgets of National Government Agencies	1101101				70,300,000	70,300,000											70,300,000
	SAA No. 2017-08-1572	09/08/2017	Specific Budgets of National Government Agencies	1101101		40,000,000			40,000,000											40,000,000
	SAA No. 2017-08-1611	10/08/2017	Specific Budgets of National Government Agencies	1101101				17,000,000	17,000,000											17,000,000
	SAA No. 2017-08-1648	10/08/2017	Specific Budgets of National Government Agencies	1101101				26,800,000	26,800,000											26,800,000
	SAA No. 2017-08-1782	29/08/2017	Specific Budgets of National Government Agencies	1101101		1,000,000			1,000,000											1,000,000
	SAA No. 2017-09-1836	06/09/2017	Specific Budgets of National Government Agencies	1101101		2,000,000			2,000,000											2,000,000
	SAA No. 2017-10-1991	25/10/2017	Specific Budgets of National Government Agencies	1101101		220,289			220,289											220,289
	SAA No. 2017-10-2049	27/10/2017	Specific Budgets of National Government Agencies	1101101		1,500,000			1,500,000											1,500,000
	SAA No. 2017-11-2099	16/11/2017	Specific Budgets of National Government Agencies	1101101	18,444,561.02				18,444,561.02						18,444,561.02					18,444,561.02
	SAA No. 2017-12-2251	29/12/2017	Specific Budgets of National Government Agencies	1101101				82,792,750	82,792,750											82,792,750
	East Avenue Medical Center				61,832,352.19	99,130,248.63		175,590,000	336,552,600.82						61,832,352.19	99,130,248.63	175,590,000		336,552,600.82	
	SAA No. 2017-02-0048	06/02/2017	Specific Budgets of National Government Agencies	1101101		36,595,000			36,595,000											36,595,000
	SAA No. 2017-02-0173	14/02/2017	Specific Budgets of National Government Agencies	1101101		6,000,000			6,000,000											6,000,000
	SAA No. 2017-02-0217	20/04/2017	Specific Budgets of National Government Agencies	1101101		6,600,000			6,600,000											6,600,000
	SAA No. 2017-03-0312	07/03/2017	Specific Budgets of National Government Agencies	1101101	28,032,000				28,032,000						28,032,000					28,032,000
	SAA No. 2017-03-0452	15/03/2017	Specific Budgets of National Government Agencies	1101101		3,000,000			3,000,000											3,000,000
	SAA No. 2017-03-0565	17/03/2017	Specific Budgets of National Government Agencies	1101101		400,000			400,000											400,000
	SAA No. 2017-03-0566	17/04/2017	Specific Budgets of National Government Agencies	1101101		100,000			100,000											100,000
	SAA No. 2017-03-0569	17/03/2017	Specific Budgets of National Government Agencies	1101101		150,000			150,000											150,000
	SAA No. 2017-03-0570	17/03/2017	Specific Budgets of National Government Agencies	1101101		250,000			250,0											

**FAR No. 1-B**  
**LIST OF ALLOTMENTS AND SUB-ALLOTMENTS**

As of the Quarter Ending December 31, 2017

Department: Department of Health (DOH)

Agency: Office of the Secretary

Operating Unit: All

Organization Code (UACS): 130010000000

Fund Cluster: 01 - Regular Agency Fund

Authorization: 01 - Current Year Appropriations

Report Status: ALL

No.	Allotments / Sub-Allotments			Funding Source							Sub-Allotment to Regions/Operating Units					Total Allotments / Net of Sub-allotments				
	Number	Date	Description	UACS Code	PS	MOOE	CO	FINEX	Total	PS	MOOE	CO	FINEX	Total	PS	MOOE	GO	FINEX	Total	
					6	7	8	9	10=(6+7+8+9)	11	12	13	14	15=(11+12+13+14)	16	17	18	19	20=(16+17+18+19)	
	SAA No. 2017-03-0576	17/03/2017	Specific Budgets of National Government Agencies	1101101		200,000			200,000										200,000	
	SAA No. 2017-03-0579	17/03/2017	Specific Budgets of National Government Agencies	1101101		200,000			200,000										200,000	
	SAA No. 2017-03-0580	17/03/2017	Specific Budgets of National Government Agencies	1101101		200,000			200,000										200,000	
	SAA No. 2017-03-0581	17/03/2017	Specific Budgets of National Government Agencies	1101101		500,000			500,000										500,000	
	SAA No. 2017-03-0850	23/03/2017	Specific Budgets of National Government Agencies	1101101		1,200,000			1,200,000										1,200,000	
	SAA No. 2017-03-0683	28/03/2017	Specific Budgets of National Government Agencies	1101101		50,000			50,000										50,000	
	SAA No. 2017-03-0688	28/03/2017	Specific Budgets of National Government Agencies	1101101		500,000			500,000										500,000	
	SAA No. 2017-05-0782	02/05/2017	Specific Budgets of National Government Agencies	1101101		300,000			300,000										300,000	
	SAA No. 2017-05-0866	02/05/2017	Specific Budgets of National Government Agencies	1101101		100,000			100,000										100,000	
	SAA No. 2017-05-0921	22/05/2017	Specific Budgets of National Government Agencies	1101101		100,000			100,000										100,000	
	SAA No. 2017-05-0922	23/05/2017	Specific Budgets of National Government Agencies	1101101		300,000			300,000										300,000	
	SAA No. 2017-05-0923	23/05/2017	Specific Budgets of National Government Agencies	1101101		2,516,671.36			2,516,671.36										2,516,671.36	
	SAA No. 2017-05-0947	09/10/2017	Specific Budgets of National Government Agencies	1101101				27,590,000	27,590,000								27,590,000		27,590,000	
	SAA No. 2017-05-0976	23/05/2017	Specific Budgets of National Government Agencies	1101101		200,000			200,000										200,000	
	SAA No. 2017-06-1040	02/06/2017	Specific Budgets of National Government Agencies	1101101		150,000			150,000										150,000	
	SAA No. 2017-06-1131	16/06/2017	Specific Budgets of National Government Agencies	1101101		1,500,000			1,500,000										1,500,000	
	SAA No. 2017-06-1161	21/06/2017	Specific Budgets of National Government Agencies	1101101		1,000,000			1,000,000										1,000,000	
	SAA No. 2017-06-1250	09/10/2017	Specific Budgets of National Government Agencies	1101101		1,000,000			1,000,000										1,000,000	
	SAA No. 2017-07-1342	09/10/2017	Specific Budgets of National Government Agencies	1101101		3,642,883.45			3,642,883.45										3,642,883.45	
	SAA No. 2017-07-1405	09/10/2017	Specific Budgets of National Government Agencies	1101101		200,000			200,000										200,000	
	SAA No. 2017-07-1457	09/10/2017	Specific Budgets of National Government Agencies	1101101		300,000			300,000										300,000	
	SAA No. 2017-08-1499	09/10/2017	Specific Budgets of National Government Agencies	1101101		3,642,883.55			3,642,883.55										3,642,883.55	
	SAA No. 2017-08-1500	09/10/2017	Specific Budgets of National Government Agencies	1101101		5,000,000			5,000,000										5,000,000	
	SAA No. 2017-08-1513	09/10/2017	Specific Budgets of National Government Agencies	1101101				70,000,000	70,000,000								70,000,000		70,000,000	
	SAA No. 2017-08-1590	09/10/2017	Specific Budgets of National Government Agencies	1101101		300,000			300,000										300,000	
	SAA No. 2017-08-1610	09/10/2017	Specific Budgets of National Government Agencies	1101101				78,000,000	78,000,000										78,000,000	
	SAA No. 2017-08-1659	09/10/2017	Specific Budgets of National Government Agencies	1101101		-3,642,883.55			-3,642,883.55										-3,642,883.55	
	SAA No. 2017-08-1660	09/10/2017	Specific Budgets of National Government Agencies	1101101		6,468,524.92			6,468,524.92										6,468,524.92	
	SAA No. 2017-08-1688	09/10/2017	Specific Budgets of National Government Agencies	1101101		100,000			100,000										100,000	
	SAA No. 2017-08-1695	09/10/2017	Specific Budgets of National Government Agencies	1101101		250,000			250,000										250,000	
	SAA No. 2017-08-1701	09/10/2017	Specific Budgets of National Government Agencies	1101101		250,000			250,000										250,000	
	SAA No. 2017-08-1717	09/10/2017	Specific Budgets of National Government Agencies	1101101		100,000			100,000										100,000	
	SAA No. 2017-08-1732	09/10/2017	Specific Budgets of National Government Agencies	1101101		300,000			300,000										300,000	
	SAA No. 2017-08-1779	09/10/2017	Specific Budgets of National Government Agencies	1101101		1,000,000			1,000,000										1,000,000	
	SAA No. 2017-09-1831	09/10/2017	Specific Budgets of National Government Agencies	1101101		3,000,000			3,000,000										3,000,000	
	SAA No. 2017-09-1918	09/10/2017	Specific Budgets of National Government Agencies	1101101		5,000,000			5,000,000										5,000,000	
	SAA No. 2017-10-1946	05/10/2017	Specific Budgets of National Government Agencies	1101101		170,000			170,000										170,000	
	SAA No. 2017-10-1978	18/10/2017	Specific Budgets of National Government Agencies	1101101	35,800,352.19				35,800,352.19						35,800,352.19				35,800,352.19	
	SAA No. 2017-10-2044	27/10/2017	Specific Budgets of National Government Agencies	1101101		2,000,000			2,000,000										2,000,000	
	SAA No. 2017-11-2111	20/11/2017	Specific Budgets of National Government Agencies	1101101		6,132,168.90			6,132,168.90										6,132,168.90	
	SAA No. 2017-11-2140	15/01/2018	Specific Budgets of National Government Agencies	1101101		105,000			105,000										105,000	
	SAA No. 2017-12-2199	14/12/2017	Specific Budgets of National Government Agencies	1101101		750,000			750,000										750,000	
	SAA No. 2017-12-2235	29/12/2017	Specific Budgets of National Government Agencies	1101101	-2,000,000				-2,000,000						-2,000,000				-2,000,000	
	Quirino Memorial Medical Center				72,918,442.93	29,256,700	82,000,000		184,175,142.93						72,918,442.93	29,256,700	82,000,000		184,175,142.93	
	SAA# 2017-02-0053	06/02/2017	Specific Budgets of National Government Agencies	1101101		12,580,000			12,580,000										12,580,000	
	SAA# 2017-02-0234	20/02/2017	Specific Budgets of National Government Agencies	1101101		9,300,000			9,300,000										9,300,000	
	SAA# 2017-03-0343	07/03/2017	Specific Budgets of National Government Agencies	1101101	39,849,000				39,849,000						39,849,000				39,849,000	
	SAA# 2017-03-0568	17/03/2017	Specific Budgets of National Government Agencies	1101101		100,000			100,000										100,000	
	SAA# 2017-03-0574	17/03/2017	Specific Budgets of National Government Agencies	1101101		300,000			300,000										300,000	
	SAA# 2017-03-0662	23/03/2017	Specific Budgets of National Government Agencies	1101101		800,000			800,000										800,000	
	SAA# 2017-05-0818	23/05/2017	Specific Budgets of National Government Agencies	1101101		50,000			50,000										50,000	
	SAA# 2017-05-0919	23/05/2017	Specific Budgets of National Government Agencies	1101101		100,000			100,000										100,000	
	SAA# 2017-05-0937	24/05/2017	Specific Budgets of National Government Agencies	1101101		600,000			600,000										600,000	
	SAA# 2017-05-0988	30/05/2017	Specific Budgets of National Government Agencies	1101101		200,000			200,000										200,000	
	SAA# 2017-06-1065	06/06/2017	Specific Budgets of National Government Agencies	1101101		6,000			6,000										6,000	
	SAA# 2017-06-1132	16/06/2017	Specific Budgets of National Government Agencies	1101101		1,500,000			1,500,000										1,500,000	
	SAA# 2017-06-1254	29/06/2017	Specific Budgets of National Government Agencies	1101101		1,000,000			1,000,000										1,000,000	
	SAA# 2017-07-1292	03/07/2017	Specific Budgets of National Government Agencies	1101101		20,700			20,700										20,700	
	SAA# 2017-07-1424	14/07/2017	Specific Budgets of National Government Agencies	1101101		800,000			800,000										800,000	
	SAA# 2017-08-1515	03/08/2017	Specific Budgets of National Government Agencies	1101101				75,000,000	75,000,000										75,000,000	
	SAA# 2017-08-1617	10/08/2017	Specific Budgets of National Government Agencies	1101101				7,000,000	7,000,000										7,000,000	
	SAA# 2017-08-1663	16/08/2017	Specific Budgets of National Government Agencies	1101101		-600,000			-600,000										-600,000	
	SAA# 2017-08-1781	29/08/2017	Specific Budgets of National Government Agencies	1101101		1,000,000			1,000,000										1,000,000	
	SAA# 2017-10-2048	27/10/2017	Specific Budgets of National Government Agencies	1101101		1,500,000			1,500,000										1,500,000	
	SAA# 2017-11-2100	16/11/2017	Specific Budgets of National Government Agencies	1101101		33,069,442.93			33,069,442.93						33,069,442.93				33,069,442.93	





**FAR No. 1-B**  
**LIST OF ALLOTMENTS AND SUB-ALLOTMENTS**  
 As of the Quarter Ending December 31, 2017  
 Department: Department of Health (DOH)  
 Agency: Office of the Secretary  
 Operating Unit: All  
 Organization Code (UACS): 130010000000  
 Fund Cluster: 01 - Regular Agency Fund

Authorization: 01 - Current Year Appropriations  
 Report Status: ALL

No.	Allotments / Sub-Allotments			Funding Source		Allotments					Sub-Allotment to Regions/Operating Units					Total Allotments / Net of Sub-allotments				
	Number	Date	Description	UACS Code	PS	MOOE	CO	FINEX	Total	PS	MOOE	CO	FINEX	Total	PS	MOOE	CO	FINEX	Total	
1	2	3	4	5	6	7	8	9	10=(6+7+8+9)	11	12	13	14	15=(11+12+13+14)	16	17	18	19	20=(16+17+18+19)	
	SAA NO. 2017-07-1417	13/07/2017	Specific Budgets of National Government Agencies	1101101			4,000,000		4,000,000										4,000,000	4,000,000
	SAA NO. 2017-08-1604	09/08/2017	Specific Budgets of National Government Agencies	1101101		4,000,000			4,000,000										4,000,000	4,000,000
	SAA NO. 2017-08-1646	10/08/2017	Specific Budgets of National Government Agencies	1101101			26,800,000		26,800,000										26,800,000	26,800,000
	SAA NO. 2017-09-1844	11/09/2017	Specific Budgets of National Government Agencies	1101101		16,000,000			16,000,000										16,000,000	16,000,000
	SAA NO. 2017-10-1947	05/10/2017	Specific Budgets of National Government Agencies	1101101		170,000			170,000										170,000	170,000
	SAA NO. 2017-10-2052	27/10/2017	Specific Budgets of National Government Agencies	1101101		500,000			500,000										500,000	500,000
	SAA NO. 2017-11-2142	28/11/2017	Specific Budgets of National Government Agencies	1101101		60,000			60,000										60,000	60,000
	SAA NO. 2017-12-2204	14/12/2017	Specific Budgets of National Government Agencies	1101101		750,000			750,000										750,000	750,000
	Philippine Orthopedic Center				67,366,644.06	29,890,000	88,500,000		185,756,644.06						67,366,644.06	29,890,000	88,500,000		185,756,644.06	
	SAA No. 2017-02-0052	06/02/2017	Specific Budgets of National Government Agencies	1101101		18,380,000			18,380,000										18,380,000	18,380,000
	SAA No. 2017-03-0341	31/01/2018	Specific Budgets of National Government Agencies	1101101	17,106,000				17,106,000						17,106,000				17,106,000	17,106,000
	SAA No. 2017-03-0573	17/03/2017	Specific Budgets of National Government Agencies	1101101		200,000			200,000										200,000	200,000
	SAA No. 2017-03-0661	23/03/2017	Specific Budgets of National Government Agencies	1101101		800,000			800,000										800,000	800,000
	SAA No. 2017-03-0682	28/03/2017	Specific Budgets of National Government Agencies	1101101		50,000			50,000										50,000	50,000
	SAA No. 2017-03-0696	29/03/2017	Specific Budgets of National Government Agencies	1101101		150,000			150,000										150,000	150,000
	SAA No. 2017-04-0701	06/04/2017	Specific Budgets of National Government Agencies	1101101		300,000			300,000										300,000	300,000
	SAA No. 2017-05-0785	02/05/2017	Specific Budgets of National Government Agencies	1101101		250,000			250,000										250,000	250,000
	SAA No. 2017-05-0819	10/05/2017	Specific Budgets of National Government Agencies	1101101		100,000			100,000										100,000	100,000
	SAA No. 2017-05-0885	18/05/2017	Specific Budgets of National Government Agencies	1101101		1,000,000			1,000,000										1,000,000	1,000,000
	SAA No. 2017-05-0927	23/05/2017	Specific Budgets of National Government Agencies	1101101		300,000			300,000										300,000	300,000
	SAA No. 2017-05-0975	10/07/2017	Specific Budgets of National Government Agencies	1101101		50,000			50,000										50,000	50,000
	SAA No. 2017-06-1037	01/06/2017	Specific Budgets of National Government Agencies	1101101		100,000			100,000										100,000	100,000
	SAA No. 2017-06-1090	10/07/2017	Specific Budgets of National Government Agencies	1101101		100,000			100,000										100,000	100,000
	SAA No. 2017-06-1253	29/06/2017	Specific Budgets of National Government Agencies	1101101		600,000			600,000										600,000	600,000
	SAA No. 2017-06-1410	13/07/2017	Specific Budgets of National Government Agencies	1101101		1,000,000			1,000,000										1,000,000	1,000,000
	SAA No. 2017-08-1514	03/08/2017	Specific Budgets of National Government Agencies	1101101			88,500,000		88,500,000										88,500,000	88,500,000
	SAA No. 2017-08-1673	16/08/2017	Specific Budgets of National Government Agencies	1101101		100,000			100,000										100,000	100,000
	SAA No. 2017-08-1718	16/08/2017	Specific Budgets of National Government Agencies	1101101		100,000			100,000										100,000	100,000
	SAA No. 2017-08-1734	16/08/2017	Specific Budgets of National Government Agencies	1101101		250,000			250,000										250,000	250,000
	SAA No. 2017-08-1773	29/08/2017	Specific Budgets of National Government Agencies	1101101		200,000			200,000										200,000	200,000
	SAA No. 2017-08-1813	29/08/2017	Specific Budgets of National Government Agencies	1101101		100,000			100,000										100,000	100,000
	SAA No. 2017-08-1840	06/09/2017	Specific Budgets of National Government Agencies	1101101		500,000			500,000										500,000	500,000
	SAA No. 2017-10-1944	05/10/2017	Specific Budgets of National Government Agencies	1101101		170,000			170,000										170,000	170,000
	SAA No. 2017-10-2007	27/10/2017	Specific Budgets of National Government Agencies	1101101	50,260,644.06				50,260,644.06						50,260,644.06				50,260,644.06	50,260,644.06
	SAA No. 2017-10-2047	27/10/2017	Specific Budgets of National Government Agencies	1101101		500,000			500,000										500,000	500,000
	SAA No. 2017-11-2138	28/11/2017	Specific Budgets of National Government Agencies	1101101		90,000			90,000										90,000	90,000
	SAA No. 2017-12-2202	14/12/2017	Specific Budgets of National Government Agencies	1101101		750,000			750,000										750,000	750,000
	SAA No. 2017-02-0233	20/02/2017	Specific Budgets of National Government Agencies	1101101		3,750,000			3,750,000										3,750,000	3,750,000
	San Lazaro Hospital				47,966,112	60,415,780	13,250,000		121,631,892						47,966,112	60,415,780	13,250,000		121,631,892	
	SAA-2017-01-0005	01/01/2017	Specific Budgets of National Government Agencies	1101101		12,000,000			12,000,000										12,000,000	12,000,000
	SAA-2017-02-0056	06/02/2017	Specific Budgets of National Government Agencies	1101101		4,665,000			4,665,000										4,665,000	4,665,000
	SAA-2017-02-0238	20/02/2017	Specific Budgets of National Government Agencies	1101101		1,950,000			1,950,000										1,950,000	1,950,000
	SAA-2017-03-0347	15/03/2017	Specific Budgets of National Government Agencies	1101101	30,912,000				30,912,000						30,912,000				30,912,000	30,912,000
	SAA-2017-03-0437	15/03/2017	Specific Budgets of National Government Agencies	1101101		330,780			330,780										330,780	330,780
	SAA-2017-03-0487	15/03/2017	Specific Budgets of National Government Agencies	1101101		1,000,000			1,000,000										1,000,000	1,000,000
	SAA-2017-03-0567	17/03/2017	Specific Budgets of National Government Agencies	1101101		100,000			100,000										100,000	100,000
	SAA-2017-03-0655	23/03/2017	Specific Budgets of National Government Agencies	1101101		1,200,000			1,200,000										1,200,000	1,200,000
	SAA-2017-05-0786	02/05/2017	Specific Budgets of National Government Agencies	1101101		250,000			250,000										250,000	250,000
	SAA-2017-05-0948	24/05/2017	Specific Budgets of National Government Agencies	1101101			6,000,000		6,000,000										6,000,000	6,000,000
	SAA-2017-05-1023	31/05/2017	Specific Budgets of National Government Agencies	1101101			7,250,000		7,250,000										7,250,000	7,250,000
	SAA-2017-06-1124	16/06/2017	Specific Budgets of National Government Agencies	1101101		13,500,000			13,500,000										13,500,000	13,500,000
	SAA-2017-06-1172	27/06/2017	Specific Budgets of National Government Agencies	1101101		12,000,000			12,000,000										12,000,000	12,000,000
	SAA-2017-06-1256	29/06/2017	Specific Budgets of National Government Agencies	1101101		1,000,000			1,000,000										1,000,000	1,000,000
	SAA-2017-06-1492	31/07/2017	Specific Budgets of National Government Agencies	1101101		10,000,000			10,000,000										10,000,000	10,000,000
	SAA-2017-07-1409	12/06/2017	Specific Budgets of National Government Agencies	1101101		500,000			500,000										500,000	500,000
	SAA-2017-08-1735	16/08/2017	Specific Budgets of National Government Agencies	1101101		250,000			250,000										250,000	250,000
	SAA-2017-08-1772	29/08/2017	Specific Budgets of National Government Agencies	1101101		200,000			200,000										200,000	200,000
	SAA-2017-09-1920	28/09/2017	Specific Budgets of National Government Agencies	1101101		130,000			130,000										130,000	130,000
	SAA-2017-10-1977	18/10/2017	Specific Budgets of National Government Agencies	1101101	17,054,112				17,054,112						17,054,112				17,054,112	17,054,112
	SAA-2017-10-2050	24/01/2018	Specific Budgets of National Government Agencies	1101101		500,000			500,000										500,000	500,000
	SAA-2017-11-2141	28/11/2017	Specific Budgets of National Government Agencies	1101101		90,000			90,000				</							



**FAR No. 1-B**  
**LIST OF ALLOTMENTS AND SUB-ALLOTMENTS**  
**As of the Quarter Ending December 31, 2017**

**Department: Department of Health (DOH)**  
**Agency: Office of the Secretary**  
**Operating Unit: All**  
**Organization Code (UACS): 13001000000**  
**Fund Cluster: 01 - Regular Agency Fund**

**Authorization: 01 - Current Year Appropriations**  
**Report Status: ALL**

No.	Allotments / Sub-Allotments		Funding Source		Allotments					Sub-Allotment to Regions/Operating Units					Total Allotments / Net of Sub-allotments				
	Number	Date	Description	UACS Code	PS	MOOE	CO	FINEX	Total	PS	MOOE	CO	FINEX	Total	PS	MOOE	CO	FINEX	Total
1	2	3	4	5	6	7	8	9	10=(6+7+8+9)	11	12	13	14	15=(11+12+13+14)	16	17	18	19	20=(16+17+18+19)
	SAA No 2017-11-8074	02/11/2017	Specific Budgets of National Government Agencies	1101101	16,377,163.11				16,377,163.11						16,377,163.11				16,377,163.11
	SAA nO 2017-12-2162	08/12/2017	Specific Budgets of National Government Agencies	1101101		720,000			720,000							720,000			720,000
	Las Pinas General Hospital and Satellite Trauma Center				40,811,067.10	21,170,000	25,000,000		86,981,067.10						40,811,067.10	21,170,000	25,000,000		86,981,067.10
	SAA No. 2017-02-0060	06/02/2017	Specific Budgets of National Government Agencies	1101101		6,820,000			6,820,000							6,820,000			6,820,000
	SAA No. 2017-02-0225	20/02/2017	Specific Budgets of National Government Agencies	1101101		10,200,000			10,200,000							10,200,000			10,200,000
	SAA No. 2017-03-0326	07/03/2017	Specific Budgets of National Government Agencies	1101101	10,766,000				10,766,000						10,766,000				10,766,000
	SAA No. 2017-03-0485	15/03/2017	Specific Budgets of National Government Agencies	1101101		500,000			500,000							500,000			500,000
	SAA No. 2017-03-0521	17/03/2017	Specific Budgets of National Government Agencies	1101101		250,000			250,000							250,000			250,000
	SAA No. 2017-03-0659	23/03/2017	Specific Budgets of National Government Agencies	1101101		800,000			800,000							800,000			800,000
	SAA No. 2017-05-862	10/05/2017	Specific Budgets of National Government Agencies	1101101			25,000,000		25,000,000								25,000,000		25,000,000
	SAA No. 2017-06-1096	09/06/2017	Specific Budgets of National Government Agencies	1101101		900,000			900,000							900,000			900,000
	SAA No. 2017-06-1245	29/07/2017	Specific Budgets of National Government Agencies	1101101		1,000,000			1,000,000							1,000,000			1,000,000
	SAA No. 2017-07-1425	14/07/2017	Specific Budgets of National Government Agencies	1101101		200,000			200,000							200,000			200,000
	SAA No. 2017-10-2040	27/10/2017	Specific Budgets of National Government Agencies	1101101		500,000			500,000							500,000			500,000
	SAA No. 2017-11-2083	06/11/2017	Specific Budgets of National Government Agencies	1101101	30,045,067.10				30,045,067.10						30,045,067.10				30,045,067.10
	San Lorenzo Ruiz Special Hospital to Women				3,047,000	1,746,000	29,984,000		34,777,000						3,047,000	1,746,000	29,984,000		34,777,000
	SAA NO. 2017-02-0061	06/02/2017	Specific Budgets of National Government Agencies	1101101		100,000			100,000							100,000			100,000
	SAA NO. 2017-03-0348	07/03/2017	Specific Budgets of National Government Agencies	1101101	3,047,000				3,047,000						3,047,000				3,047,000
	SAA NO. 2017-03-0488	15/03/2017	Specific Budgets of National Government Agencies	1101101		280,000			280,000							280,000			280,000
	SAA NO. 2017-03-0658	23/03/2017	Specific Budgets of National Government Agencies	1101101		600,000			600,000							600,000			600,000
	SAA NO. 2017-05-0887	30/10/2017	Specific Budgets of National Government Agencies	1101101		150,000			150,000							150,000			150,000
	SAA NO. 2017-05-851	10/05/2017	Specific Budgets of National Government Agencies	1101101			29,984,000		29,984,000								29,984,000		29,984,000
	SAA NO. 2017-05-852	10/05/2017	Specific Budgets of National Government Agencies	1101101		16,000			16,000							16,000			16,000
	SAA NO. 2017-06-1246	29/06/2017	Specific Budgets of National Government Agencies	1101101		600,000			600,000							600,000			600,000
	Dr. Jose N. Rodriguez Memorial Hospital				24,471,000	9,610,000	119,600,000		153,681,000						24,471,000	9,610,000	119,600,000		153,681,000
	DOH-CO-SAA-17-02-59	02/06/2017	Specific Budgets of National Government Agencies	1101101		2,700,000			2,700,000							2,700,000			2,700,000
	DOH-CO-SAA-17-03-308	07/03/2017	Specific Budgets of National Government Agencies	1101101	13,471,000				13,471,000						13,471,000				13,471,000
	DOH-CO-SAA-17-03-484	15/03/2017	Specific Budgets of National Government Agencies	1101101		300,000			300,000							300,000			300,000
	DOH-CO-SAA-17-03-538	17/03/2017	Specific Budgets of National Government Agencies	1101101		200,000			200,000							200,000			200,000
	DOH-CO-SAA-17-03-660	23/03/2017	Specific Budgets of National Government Agencies	1101101		1,200,000			1,200,000							1,200,000			1,200,000
	DOH-CO-SAA-2017-04-0714	11/04/2017	Specific Budgets of National Government Agencies	1101101		150,000			150,000							150,000			150,000
	DOH-CO-SAA-2017-05-861	10/06/2017	Specific Budgets of National Government Agencies	1101101			73,000,000		73,000,000								73,000,000		73,000,000
	DOH-CO-SAA-2017-06-1091	09/06/2017	Specific Budgets of National Government Agencies	1101101		100,000			100,000							100,000			100,000
	DOH-CO-SAA-2017-06-1095	09/06/2017	Specific Budgets of National Government Agencies	1101101		900,000			900,000							900,000			900,000
	DOH-CO-SAA-2017-06-1244	29/06/2017	Specific Budgets of National Government Agencies	1101101		600,000			600,000							600,000			600,000
	DOH-CO-SAA-2017-07-1441	10/08/2017	Specific Budgets of National Government Agencies	1101101		200,000			200,000							200,000			200,000
	DOH-CO-SAA-2017-08-1518	03/08/2017	Specific Budgets of National Government Agencies	1101101			19,800,000		19,800,000								19,800,000		19,800,000
	DOH-CO-SAA-2017-08-1647	10/08/2017	Specific Budgets of National Government Agencies	1101101			26,800,000		26,800,000								26,800,000		26,800,000
	DOH-CO-SAA-2017-10-1972	06/10/2017	Specific Budgets of National Government Agencies	1101101		260,000			260,000							260,000			260,000
	DOH-CO-SAA-2017-10-2039	27/10/2017	Specific Budgets of National Government Agencies	1101101		1,000,000			1,000,000							1,000,000			1,000,000
	DOH-CO-SAA-2017-12-2233	29/12/2017	Specific Budgets of National Government Agencies	1101101	5,000,000				5,000,000						5,000,000				5,000,000
	DOH-CO-SAA-2017-12-2242	29/12/2017	Specific Budgets of National Government Agencies	1101101	2,000,000				2,000,000						2,000,000				2,000,000
	DOH-CO-SAA-2017-12-2252	29/12/2017	Specific Budgets of National Government Agencies	1101101	4,000,000				4,000,000						4,000,000				4,000,000
	NCRO-SAA-17-02-0001	06/02/2017	Specific Budgets of National Government Agencies	1101101		1,000,000			1,000,000							1,000,000			1,000,000
	NCRO-SAA-17-05-0002	08/05/2017	Specific Budgets of National Government Agencies	1101101		500,000			500,000							500,000			500,000
	NCRO-SAA-17-05-0004	07/07/2017	Specific Budgets of National Government Agencies	1101101		500,000			500,000							500,000			500,000
	Bicutan Rehabilitation Center				9,846,000	19,113,000	10,000,000		38,959,000						9,846,000	19,113,000	10,000,000		38,959,000
	SAA # 2017-03-0285	27/02/2017	Specific Budgets of National Government Agencies	1101101	9,846,000				9,846,000						9,846,000				9,846,000
	SAA # 2017-03-0380	07/03/2017	Specific Budgets of National Government Agencies	1101101		14,042,000			14,042,000							14,042,000			14,042,000
	SAA # 2017-07-1329	05/07/2017	Specific Budgets of National Government Agencies	1101101			10,000,000		10,000,000								10,000,000		10,000,000
	SAA # 2017-08-1567	09/08/2017	Specific Budgets of National Government Agencies	1101101		5,000,000			5,000,000							5,000,000			5,000,000
	SAA # 2017-09-1909	29/09/2017	Specific Budgets of National Government Agencies	1101101		35,500			35,500							35,500			35,500
	SAA # 2017-10-2065	30/10/2017	Specific Budgets of National Government Agencies	1101101		35,500			35,500							35,500			35,500
	Cordillera Administrative Region (CAR)				78,188,759.66	146,627,716	517,096,000		741,912,475.66						78,188,759.66	146,627,716	517,096,000		741,912,475.66
	Cordillera Centers for Health Development				17,275,412.23	66,654,716	9,984,000		93,914,128.23						17,275,412.23	66,654,716	9,984,000		93,914,128.23
	2017-01-0002	10/01/2017	Specific Budgets of National Government Agencies	1101101		54,000			54,000							54,000			54,000
	2017-01-0016	31/01/2017	Specific Budgets of National Government Agencies	1101101		300,000			300,000							300,000			300,000
	2017-02-0036	01/02/2017	Specific Budgets of National Government Agencies	1101101		585,380			585,380							585,380			585,380
	2017-02-0043	03/02/2017	Specific Budgets of National Government Agencies	1101101		330,780			330,780							330,780			330,780
	2017-02-0116	27/03/2017	Specific Budgets of National Government Agencies	1101101		6,900,000			6,900,000							6,900,000			6,900,000
	2017-02-0134	07/02/2017	Specific Budgets of National Government Agencies	1101101		850,000			850,000							850,000			850,000
	2017-02-0151	27/03/2017	Specific Budgets of National Government Agencies	1101101</															





FAR No. 1-B

LIST OF ALLOTMENTS AND SUB-ALLOTMENTS

As of the Quarter Ending December 31, 2017

Department: Department of Health (DOH)

Agency: Office of the Secretary

Operating Unit: All

Organization Code (UACS): 130010000000

Fund Cluster: 01 - Regular Agency Fund

Authorization: 01 - Current Year Appropriations

Report Status: ALL

No	Allotments / Sub-Allotments		Description	UACS Code	Allotments					Sub-Allotment to Regions/Operating Units					Total Allotments / Net of Sub-allotments				
	Number	Date			PS	MOOE	CO	FINEX	Total	PS	MOOE	CO	FINEX	Total	PS	MOOE	CO	FINEX	Total
1	2	3	4	5	6	7	8	9	10=(6+7+8+9)	11	12	13	14	15=(11+12+13+14)	16	17	18	19	20=(16+17+18+19)
	SAA No. 2017-02-0113	06/02/2017	Specific Budgets of National Government Agencies	1101101		13,500,000			13,500,000							13,500,000			13,500,000
	SAA No. 2017-02-0133	07/02/2017	Specific Budgets of National Government Agencies	1101101		870,000			870,000							870,000			870,000
	SAA No. 2017-02-0150	10/02/2017	Specific Budgets of National Government Agencies	1101101		5,479,860			5,479,860							5,479,860			5,479,860
	SAA No. 2017-02-0168	13/02/2017	Specific Budgets of National Government Agencies	1101101		235,440			235,440							235,440			235,440
	SAA No. 2017-02-0171	14/02/2017	Specific Budgets of National Government Agencies	1101101		10,000,000			10,000,000							10,000,000			10,000,000
	SAA No. 2017-02-0198	17/03/2017	Specific Budgets of National Government Agencies	1101101		1,800,000			1,800,000							1,800,000			1,800,000
	SAA No. 2017-03-0263	03/03/2017	Specific Budgets of National Government Agencies	1101101		1,500,000			1,500,000							1,500,000			1,500,000
	SAA No. 2017-03-0292	07/03/2017	Specific Budgets of National Government Agencies	1101101	4,303,000				4,303,000						4,303,000				4,303,000
	SAA No. 2017-03-0415	15/03/2017	Specific Budgets of National Government Agencies	1101101		756,450			756,450							756,450			756,450
	SAA No. 2017-03-0434	14/03/2017	Specific Budgets of National Government Agencies	1101101		738,600			738,600							738,600			738,600
	SAA No. 2017-03-0495	15/03/2017	Specific Budgets of National Government Agencies	1101101		2,571,504			2,571,504							2,571,504			2,571,504
	SAA No. 2017-03-0593	20/03/2017	Specific Budgets of National Government Agencies	1101101		500,000			500,000							500,000			500,000
	SAA No. 2017-03-0616	23/03/2017	Specific Budgets of National Government Agencies	1101101		1,660,000			1,660,000							1,660,000			1,660,000
	SAA No. 2017-03-0631	23/03/2017	Specific Budgets of National Government Agencies	1101101		250,000			250,000							250,000			250,000
	SAA No. 2017-03-0647	23/03/2017	Specific Budgets of National Government Agencies	1101101		275,000			275,000							275,000			275,000
	SAA No. 2017-04-0735	12/04/2017	Specific Budgets of National Government Agencies	1101101		156,000			156,000							156,000			156,000
	SAA No. 2017-04-0757	21/04/2017	Specific Budgets of National Government Agencies	1101101		715,294			715,294							715,294			715,294
	SAA No. 2017-04-0773	21/04/2017	Specific Budgets of National Government Agencies	1101101		282,353			282,353							282,353			282,353
	SAA No. 2017-05-0802	04/05/2017	Specific Budgets of National Government Agencies	1101101		100,000			100,000							100,000			100,000
	SAA No. 2017-05-0810	08/05/2017	Specific Budgets of National Government Agencies	1101101		200,000			200,000							200,000			200,000
	SAA No. 2017-05-0881	12/05/2017	Specific Budgets of National Government Agencies	1101101		648,000			648,000							648,000			648,000
	SAA No. 2017-05-0902	19/05/2017	Specific Budgets of National Government Agencies	1101101		1,500,000			1,500,000							1,500,000			1,500,000
	SAA No. 2017-05-0914	19/05/2017	Specific Budgets of National Government Agencies	1101101		2,000,000			2,000,000							2,000,000			2,000,000
	SAA No. 2017-05-0973	30/05/2017	Specific Budgets of National Government Agencies	1101101		6,067,400			6,067,400							6,067,400			6,067,400
	SAA No. 2017-05-0997	31/05/2017	Specific Budgets of National Government Agencies	1101101		428,584			428,584							428,584			428,584
	SAA No. 2017-05-1012	31/05/2017	Specific Budgets of National Government Agencies	1101101		428,584			428,584							428,584			428,584
	SAA No. 2017-06-1028	01/06/2017	Specific Budgets of National Government Agencies	1101101		600,000			600,000							600,000			600,000
	SAA No. 2017-06-1054	01/06/2017	Specific Budgets of National Government Agencies	1101101		788,000			788,000		-200,000			-200,000		588,000			588,000
	SAA No. 2017-06-1092	01/06/2017	Specific Budgets of National Government Agencies	1101101		480,000			480,000							480,000			480,000
	SAA No. 2017-06-1157	20/06/2017	Specific Budgets of National Government Agencies	1101101	5,334,526.26				5,334,526.26						5,334,526.26				5,334,526.26
	SAA No. 2017-06-1171	27/06/2017	Specific Budgets of National Government Agencies	1101101		991,200			991,200							991,200			991,200
	SAA No. 2017-06-1192	26/06/2017	Specific Budgets of National Government Agencies	1101101			12,000,000		12,000,000								12,000,000		12,000,000
	SAA No. 2017-06-1273	29/06/2017	Specific Budgets of National Government Agencies	1101101		500,000			500,000							500,000			500,000
	SAA No. 2017-07-1302	05/07/2017	Specific Budgets of National Government Agencies	1101101		428,584			428,584							428,584			428,584
	SAA No. 2017-07-1319	05/07/2017	Specific Budgets of National Government Agencies	1101101		200,000			200,000							200,000			200,000
	SAA No. 2017-07-1398	11/07/2017	Specific Budgets of National Government Agencies	1101101			-12,000,000		-12,000,000								-12,000,000		-12,000,000
	SAA No. 2017-07-1440	14/07/2017	Specific Budgets of National Government Agencies	1101101		10,000,000			10,000,000							10,000,000			10,000,000
	SAA No. 2017-09-1408	12/07/2017	Specific Budgets of National Government Agencies	1101101		5,000,000			5,000,000							5,000,000			5,000,000
	SAA No. 2017-09-1561	03/08/2017	Specific Budgets of National Government Agencies	1101101			6,500,000		6,500,000								6,500,000		6,500,000
	SAA No. 2017-09-1854	14/09/2017	Specific Budgets of National Government Agencies	1101101		100,000			100,000							100,000			100,000
	SAA No. 2017-09-1887	25/09/2017	Specific Budgets of National Government Agencies	1101101		1,800,000			1,800,000							1,800,000			1,800,000
	SAA No. 2017-10-1932	03/10/2017	Specific Budgets of National Government Agencies	1101101		428,584			428,584							428,584			428,584
	SAA No. 2017-10-1971	06/10/2017	Specific Budgets of National Government Agencies	1101101	4,795,841.93				4,795,841.93						4,795,841.93				4,795,841.93
	SAA No. 2017-10-2005	27/10/2017	Specific Budgets of National Government Agencies	1101101		3,809,680			3,809,680							3,809,680			3,809,680
	SAA No. 2017-10-2058	30/10/2017	Specific Budgets of National Government Agencies	1101101		1,000,000			1,000,000		-1,000,000			-1,000,000		4,050,000			4,050,000
	SAA No. 2017-10-2060	30/10/2017	Specific Budgets of National Government Agencies	1101101		4,050,000			4,050,000							1,000,000			1,000,000
	SAA No. 2017-12-2154	06/12/2017	Specific Budgets of National Government Agencies	1101101		1,000,000			1,000,000							1,000,000			1,000,000
	SAA No. 2017-12-2183	14/12/2017	Specific Budgets of National Government Agencies	1101101		106,800			106,800							106,800			106,800
	SAA No. 2017-12-2198	14/12/2017	Specific Budgets of National Government Agencies	1101101	2,101,141.20				2,101,141.20						2,101,141.20				2,101,141.20
	SAA no. 2017-07-1322	05/07/2017	Specific Budgets of National Government Agencies	1101101		150,000			150,000		-150,000			-150,000		4,391,000	41,128,000	165,390,000	210,909,000
	Caraga Regional Hospital				4,391,000	41,128,000	165,390,000		210,909,000						4,391,000	41,128,000	165,390,000	210,909,000	
	SAA NO 2017-02-0103	06/02/2017	Specific Budgets of National Government Agencies	1101101		1,800,000			1,800,000							1,800,000			1,800,000
	SAA NO 2017-02-0172	14/02/2017	Specific Budgets of National Government Agencies	1101101		10,000,000			10,000,000							10,000,000			10,000,000
	SAA NO 2017-03-0293	07/03/2017	Specific Budgets of National Government Agencies	1101101	4,391,000				4,391,000						4,391,000				4,391,000
	SAA NO 2017-03-0357	17/03/2017	Specific Budgets of National Government Agencies	1101101		500,000			500,000							500,000			500,000
	SAA NO 2017-03-0397	13/03/2017	Specific Budgets of National Government Agencies	1101101		100,000			100,000							100,000			100,000
	SAA NO 2017-05-0796	03/05/2017	Specific Budgets of National Government Agencies	1101101		200,000			200,000							200,000			200,000
	SAA NO 2017-05-0797	03/05/2017	Specific Budgets of National Government Agencies	1101101		1,000,000			1,000,000							1,000,000			1,000,000
	SAA NO 2017-05-0798	03/05/2017	Specific Budgets of National Government Agencies	1101101		500,000			500,000							500,000			500,000
	SAA NO 2017-05-0859	10/05/2017	Specific Budgets of National Government Agencies	1101101			63,290,000		63,290,000								63,290,000		63,290,000
	SAA NO 2017-05-0860	10/05/2017	Specific Budgets of National Government Agencies	1101101		1,710,000			1,710,000							1,710,000			1,710,000
	SAA NO 2017-05-0917	22/05/2017	Specific Budgets of National Government Agencies	1101101		3,000,000			3,000,000							3,000,000			3,000,000
	SAA NO 2017-06-1243	29/06/2017	Specific Budgets of National Government Agencies	1101101		1,000,000			1,000,000							1,000,000			1,000,000
	SAA NO 2017-07-002	31/07/2017	Specific Budgets of National Government Agencies	1101101		200,000			200,000							200,000			200,000
	SAA NO 2017-07-1287	03/07/2017	Specific Budgets of National Government Agencies	1101101		25,000			25,000							25,000			25,000

No	Allotments / Sub-Allotments		Description	Allotments						Sub-Allotment to Regional/Operating Units					Total Allotments / Net of Sub-allotments					
	Number	Date		Funding Source	UACS Code	PS	MOOE	CO	FINEX	Total	PS	MOOE	CO	FINEX	Total	PS	MOOE	CO	FINEX	Total
									10=(6+7+8+9)	11	12	13	14	15=(11+12+13+14)	16	17	18	19	20=(16+17+18+19)	
	SAA NO 2017-07-1439	17/07/2017	Specific Budgets of National Government Agencies	1101101		10,000,000			10,000,000										10,000,000	
	SAA NO 2017-08-1544	03/08/2017	Specific Budgets of National Government Agencies	1101101				300,000	300,000										300,000	
	SAA NO 2017-08-1568	09/08/2017	Specific Budgets of National Government Agencies	1101101		9,500,000			9,500,000										9,500,000	
	SAA NO 2017-08-1642	10/08/2017	Specific Budgets of National Government Agencies	1101101				101,800,000	101,800,000										101,800,000	
	SAA NO 2017-08-1801	29/08/2017	Specific Budgets of National Government Agencies	1101101		1,000,000			1,000,000										1,000,000	
	SAA NO 2017-11-2089	06/11/2017	Specific Budgets of National Government Agencies	1101101		593,000			593,000										593,000	
	Adela Serra Ty Memorial Medical Center				14,369,000	8,400,000	117,100,000		139,869,000						14,369,000	8,400,000	117,100,000		139,869,000	
	2017-02-0102	06/02/2017	Specific Budgets of National Government Agencies	1101101		7,000,000			7,000,000										7,000,000	
	2017-03-0271	07/03/2017	Specific Budgets of National Government Agencies	1101101	14,369,000				14,369,000						14,369,000				14,369,000	
	2017-05-0850	10/05/2017	Specific Budgets of National Government Agencies	1101101			70,000,000		70,000,000										70,000,000	
	2017-06-1026	01/06/2017	Specific Budgets of National Government Agencies	1101101		400,000			400,000										400,000	
	2017-06-1242	29/06/2017	Specific Budgets of National Government Agencies	1101101		1,000,000			1,000,000										1,000,000	
	2017-08-1545	03/08/2017	Specific Budgets of National Government Agencies	1101101			300,000		300,000										300,000	
	2017-08-1643	10/08/2017	Specific Budgets of National Government Agencies	1101101			26,800,000		26,800,000										26,800,000	
	2017-12-2250	29/12/2017	Specific Budgets of National Government Agencies	1101101			20,000,000		20,000,000										20,000,000	
	CARAGA Rehabilitation Center					11,910,000	11,202,500		23,112,500										11,910,000	11,202,500
	17-01-001	31/07/2017	Specific Budgets of National Government Agencies	1101101		150,000			150,000										150,000	
	2017-03-0391	13/03/2017	Specific Budgets of National Government Agencies	1101101		8,569,000			8,569,000										8,569,000	
	2017-07-1340	06/07/2017	Specific Budgets of National Government Agencies	1101101			10,000,000		10,000,000										10,000,000	
	2017-09-1893	26/09/2017	Specific Budgets of National Government Agencies	1101101			1,202,500		1,202,500										1,202,500	
	2017-09-1917	28/09/2017	Specific Budgets of National Government Agencies	1101101		35,500			35,500										35,500	
	2017-09-2070	30/10/2017	Specific Budgets of National Government Agencies	1101101		35,500			35,500										35,500	
	2017-10-2062	30/10/2017	Specific Budgets of National Government Agencies	1101101		120,000			120,000										120,000	
	2017-11-005	16/11/2017	Specific Budgets of National Government Agencies	1101101		1,000,000			1,000,000										1,000,000	
	2017-11-2126	22/11/2017	Specific Budgets of National Government Agencies	1101101		2,000,000			2,000,000										2,000,000	
	Region IVB - MIMAROPA					37,225,487.70	159,697,442.97	160,244,000	357,166,930.67											
	MIMAROPA Centers for Health Development					20,862,487.70	124,624,252.36	47,859,000	193,345,740.06											
	SAA # 2017-01-0009	31/01/2017	Specific Budgets of National Government Agencies	1101101					300,000										300,000	
	SAA # 2017-01-0026	01/02/2017	Specific Budgets of National Government Agencies	1101101		585,380			585,380										585,380	
	SAA # 2017-02-0115	06/02/2017	Specific Budgets of National Government Agencies	1101101		8,030,000			8,030,000										8,030,000	
	SAA # 2017-02-0124	07/02/2017	Specific Budgets of National Government Agencies	1101101		914,800			914,800										914,800	
	SAA # 2017-02-0141	13/02/2017	Specific Budgets of National Government Agencies	1101101		4,733,300			4,733,300										4,733,300	
	SAA # 2017-02-0159	13/02/2017	Specific Budgets of National Government Agencies	1101101		235,440			235,440										235,440	
	SAA # 2017-03-0267	03/03/2017	Specific Budgets of National Government Agencies	1101101		1,500,000			1,500,000										1,500,000	
	SAA # 2017-03-0334	31/03/2017	Specific Budgets of National Government Agencies	1101101		5,230,000			5,230,000										5,230,000	
	SAA # 2017-03-0406	15/03/2017	Specific Budgets of National Government Agencies	1101101		719,577			719,577										719,577	
	SAA # 2017-03-0425	17/03/2017	Specific Budgets of National Government Agencies	1101101		758,600			758,600										758,600	
	SAA # 2017-03-0436	14/03/2017	Specific Budgets of National Government Agencies	1101101		2,992,000			2,992,000										2,992,000	
	SAA # 2017-03-0444	17/03/2017	Specific Budgets of National Government Agencies	1101101		2,523,696			2,523,696										2,523,696	
	SAA # 2017-03-0501	17/03/2017	Specific Budgets of National Government Agencies	1101101		4,500,000			4,500,000										4,500,000	
	SAA # 2017-03-0586	20/03/2017	Specific Budgets of National Government Agencies	1101101		1,100,000			1,100,000										1,100,000	
	SAA # 2017-03-0595	20/03/2017	Specific Budgets of National Government Agencies	1101101		931,308			931,308										931,308	
	SAA # 2017-03-0610	23/03/2017	Specific Budgets of National Government Agencies	1101101		1,660,000			1,660,000										1,660,000	
	SAA # 2017-03-0622	23/03/2017	Specific Budgets of National Government Agencies	1101101		250,000			250,000										250,000	
	SAA # 2017-03-0638	23/03/2017	Specific Budgets of National Government Agencies	1101101		275,000			275,000										275,000	
	SAA # 2017-03-0670	29/03/2017	Specific Budgets of National Government Agencies	1101101		1,100,000			1,100,000										1,100,000	
	SAA # 2017-04-0706	06/04/2017	Specific Budgets of National Government Agencies	1101101		500,000			500,000										500,000	
	SAA # 2017-04-0726	12/04/2017	Specific Budgets of National Government Agencies	1101101		156,000			156,000										156,000	
	SAA # 2017-04-0737	06/04/2017	Specific Budgets of National Government Agencies	1101101		2,500,000			2,500,000										2,500,000	
	SAA # 2017-04-0748	21/04/2017	Specific Budgets of National Government Agencies	1101101		715,294			715,294										715,294	
	SAA # 2017-04-0764	21/04/2017	Specific Budgets of National Government Agencies	1101101		282,353			282,353										282,353	
	SAA # 2017-05-0788	03/05/2017	Specific Budgets of National Government Agencies	1101101		250,000			250,000										250,000	
	SAA # 2017-05-0806	08/05/2017	Specific Budgets of National Government Agencies	1101101		450,000			450,000										450,000	
	SAA # 2017-05-0873	12/05/2017	Specific Budgets of National Government Agencies	1101101		23,053,628			23,053,628										23,053,628	
	SAA # 2017-05-0893	24/05/2017	Specific Budgets of National Government Agencies	1101101		1,500,000			1,500,000										1,500,000	
	SAA # 2017-05-0925	24/05/2017	Specific Budgets of National Government Agencies	1101101		250,000			250,000										250,000	
	SAA # 2017-05-0933	24/05/2017	Specific Budgets of National Government Agencies	1101101		450,000			450,000										450,000	
	SAA # 2017-05-0941	24/05/2017	Specific Budgets of National Government Agencies	1101101		420,616			420,616										420,616	
	SAA # 2017-05-0952	24/05/2017	Specific Budgets of National Government Agencies	1101101		150,000			150,000										150,000	
	SAA # 2017-05-0964	30/05/2017	Specific Budgets of National Government Agencies	1101101		7,529,686			7,529,686										7,529,686	
	SAA # 2017-05-1001	31/05/2017	Specific Budgets of National Government Agencies	1101101		420,616			420,616										420,616	
	SAA # 2017-05-1045	02/06/2017	Specific Budgets of National Government Agencies	1101101		938,000			938,000										938,000	
	SAA # 2017-06-1093	09/06/2017	Specific Budgets of National Government Agencies	1101101		45,600			45,600										45,600	
	SAA # 2017-06-1099	13/06/2017	Specific Budgets of National Government Agencies	1101101		315,210.36			315,210.36										315,210.36	



FAR No. 1-B

LIST OF ALLOTMENTS AND SUB-ALLOTMENTS

As of the Quarter Ending December 31, 2017

Department: Department of Health (DOH)

Agency: Office of the Secretary

Operating Unit: All

Organization Code (UACS): 13001000000

Fund Cluster: 01 - Regular Agency Fund

Authorization: 01 - Current Year Appropriations

Report Status: ALL


No.	Allotments / Sub-Allotments		Funding Source	UACS Code	Allotments					Sub-Allotment to Regions/Operating Units					Total Allotments / Net of Sub-allotments				
	Number	Date			Description	PS	MOOE	CO	FINEX	Total	PS	MOOE	CO	FINEX	Total	PS	MOOE	CO	FINEX
1	2	3	4	5	6	7	8	9	10=(6+7+8+9)	11	12	13	14	15=(11+12+13+14)	16	17	18	19	20=(16+17+18+19)
	SAA # 2017-06-1115	14/06/2017	Specific Budgets of National Government Agencies	1101101		1,500,000			1,500,000							1,500,000			1,500,000
	SAA # 2017-06-1142	19/06/2017	Specific Budgets of National Government Agencies	1101101		50,000			50,000							50,000			50,000
	SAA # 2017-06-1148	20/06/2017	Specific Budgets of National Government Agencies	1101101	6,350,626.50				6,350,626.50						6,350,626.50				6,350,626.50
	SAA # 2017-06-1160	20/06/2017	Specific Budgets of National Government Agencies	1101101		350,000			350,000							350,000			350,000
	SAA # 2017-06-1176	28/06/2017	Specific Budgets of National Government Agencies	1101101		300,000			300,000							300,000			300,000
	SAA # 2017-06-1183	28/06/2017	Specific Budgets of National Government Agencies	1101101			29,000,000		29,000,000								29,000,000		29,000,000
	SAA # 2017-06-1263	29/06/2017	Specific Budgets of National Government Agencies	1101101		500,000			500,000							500,000			500,000
	SAA # 2017-07-1282	03/07/2017	Specific Budgets of National Government Agencies	1101101		300,000			300,000							300,000			300,000
	SAA # 2017-07-1310	03/07/2017	Specific Budgets of National Government Agencies	1101101		200,000			200,000							200,000			200,000
	SAA # 2017-07-1345	07/07/2017	Specific Budgets of National Government Agencies	1101101			1,200,000		1,200,000								1,200,000		1,200,000
	SAA # 2017-07-1362	07/07/2017	Specific Budgets of National Government Agencies	1101101			8,375,000		8,375,000								8,375,000		8,375,000
	SAA # 2017-07-1372	07/07/2017	Specific Budgets of National Government Agencies	1101101		420,616			420,616							420,616			420,616
	SAA # 2017-07-1389	11/07/2017	Specific Budgets of National Government Agencies	1101101			-29,000,000		-29,000,000								-29,000,000		-29,000,000
	SAA # 2017-07-1400	11/07/2017	Specific Budgets of National Government Agencies	1101101		96,516			96,516							96,516			96,516
	SAA # 2017-07-1451	24/07/2017	Specific Budgets of National Government Agencies	1101101			29,000,000		29,000,000								29,000,000		29,000,000
	SAA # 2017-07-1452	11/07/2017	Specific Budgets of National Government Agencies	1101101		400,000			400,000							400,000			400,000
	SAA # 2017-07-1466	26/07/2017	Specific Budgets of National Government Agencies	1101101		2,500,000			2,500,000							2,500,000			2,500,000
	SAA # 2017-07-1491	28/07/2017	Specific Budgets of National Government Agencies	1101101		1,850,000			1,850,000							1,850,000			1,850,000
	SAA # 2017-08-1552	08/08/2017	Specific Budgets of National Government Agencies	1101101			7,100,000		7,100,000								7,100,000		7,100,000
	SAA # 2017-08-1808	29/08/2017	Specific Budgets of National Government Agencies	1101101			2,184,000		2,184,000								2,184,000		2,184,000
	SAA # 2017-08-1819	31/08/2017	Specific Budgets of National Government Agencies	1101101		8,000,000			8,000,000							8,000,000			8,000,000
	SAA # 2017-09-1849	19/09/2017	Specific Budgets of National Government Agencies	1101101		920,000			920,000							920,000			920,000
	SAA # 2017-09-1867	29/09/2017	Specific Budgets of National Government Agencies	1101101			750,000		750,000							750,000			750,000
	SAA # 2017-09-1867	22/09/2017	Specific Budgets of National Government Agencies	1101101		150,000			150,000							150,000			150,000
	SAA # 2017-09-1871	22/09/2017	Specific Budgets of National Government Agencies	1101101		400,000			400,000							400,000			400,000
	SAA # 2017-09-1872	25/09/2017	Specific Budgets of National Government Agencies	1101101		400,000			400,000							400,000			400,000
	SAA # 2017-09-1878	25/09/2017	Specific Budgets of National Government Agencies	1101101		400,000			400,000							400,000			400,000
	SAA # 2017-09-1922	29/09/2017	Specific Budgets of National Government Agencies	1101101		-750,000			-750,000							-750,000			-750,000
	SAA # 2017-10-1936	03/10/2017	Specific Budgets of National Government Agencies	1101101		420,616			420,616							420,616			420,616
	SAA # 2017-10-1962	13/10/2017	Specific Budgets of National Government Agencies	1101101	5,695,824.64				5,695,824.64						5,695,824.64				5,695,824.64
	SAA # 2017-10-1976	13/10/2017	Specific Budgets of National Government Agencies	1101101		2,000,000			2,000,000							2,000,000			2,000,000
	SAA # 2017-10-1986	20/10/2017	Specific Budgets of National Government Agencies	1101101		300,000			300,000							300,000			300,000
	SAA # 2017-10-1988	20/10/2017	Specific Budgets of National Government Agencies	1101101		1,500,000			1,500,000							1,500,000			1,500,000
	SAA # 2017-10-2063	30/10/2017	Specific Budgets of National Government Agencies	1101101		15,000,000			15,000,000							15,000,000			15,000,000
	SAA # 2017-11-2095	08/11/2017	Specific Budgets of National Government Agencies	1101101		630,000			630,000							630,000			630,000
	SAA # 2017-11-2113	20/11/2017	Specific Budgets of National Government Agencies	1101101		200,000			200,000							200,000			200,000
	SAA # 2017-11-2118 & SARO BMB -B-17-0010963	22/11/2017	Specific Budgets of National Government Agencies	1101101		8,000,000			8,000,000							8,000,000			8,000,000
	SAA # 2017-11-2134	24/11/2017	Specific Budgets of National Government Agencies	1101101		5,000,000			5,000,000							5,000,000			5,000,000
	SAA # 2017-12-2174	14/12/2017	Specific Budgets of National Government Agencies	1101101		200,400			200,400							200,400			200,400
	SAA # 2017-12-2189	19/12/2017	Specific Budgets of National Government Agencies	1101101	3,586,036.56				3,586,036.56						3,586,036.56				3,586,036.56
	Culion Sanitarium and General Hospital				7,673,000	13,222,190.61	1,800,000		22,695,190.61						7,673,000	13,222,190.61	1,800,000		22,695,190.61
	17-05-001	22/05/2017	Specific Budgets of National Government Agencies	1101101		1,000,000			1,000,000							1,000,000			1,000,000
	2017-03-0302	07/03/2017	Specific Budgets of National Government Agencies	1101101	4,173,000				4,173,000						4,173,000				4,173,000
	2017-04-0779	25/04/2017	Specific Budgets of National Government Agencies	1101101		4,000,000			4,000,000							4,000,000			4,000,000
	2017-05-0787	02/05/2017	Specific Budgets of National Government Agencies	1101101		1,414,152.43			1,414,152.43							1,414,152.43			1,414,152.43
	2017-06-1103	14/06/2017	Specific Budgets of National Government Agencies	1101101			1,500,000		1,500,000								1,500,000		1,500,000
	2017-06-1211	29/06/2017	Specific Budgets of National Government Agencies	1101101		500,000			500,000							500,000			500,000
	2017-07-1381	07/07/2017	Specific Budgets of National Government Agencies	1101101		2,084,156.91			2,084,156.91							2,084,156.91			2,084,156.91
	2017-08-1523	03/08/2017	Specific Budgets of National Government Agencies	1101101			300,000		300,000								300,000		300,000
	2017-08-1603	09/08/2017	Specific Budgets of National Government Agencies	1101101		1,951,881.27			1,951,881.27							1,951,881.27			1,951,881.27
	2017-08-1666	16/08/2017	Specific Budgets of National Government Agencies	1101101		2,272,000			2,272,000							2,272,000			2,272,000
	2017-08-1764	24/08/2017	Specific Budgets of National Government Agencies	1101101		5,000,000			5,000,000							5,000,000			5,000,000
	2017-09-1863	20/09/2017	Specific Budgets of National Government Agencies	1101101		-5,000,000			-5,000,000							-5,000,000			-5,000,000
	2017-12-2214	15/12/2017	Specific Budgets of National Government Agencies	1101101	2,000,000				2,000,000						2,000,000				2,000,000
	2017-12-2255	29/12/2017	Specific Budgets of National Government Agencies	1101101	1,500,000				1,500,000						1,500,000				1,500,000
	Ospital ng Palawan				8,690,000	21,851,000	110,585,000		141,126,000						8,690,000	21,851,000	110,585,000		141,126,000
	17-06-002	08/06/2017	Specific Budgets of National Government Agencies	1101101		350,000			350,000							350,000			350,000
	2017-02-0076	06/02/2017	Specific Budgets of National Government Agencies	1101101		5,500,000			5,500,000							5,500,000			5,500,000
	2017-03-0340	07/03/2017	Specific Budgets of National Government Agencies	1101101	8,690,000				8,690,000							8,690,000			8,690,000
	2017-03-0462	15/03/2017	Specific Budgets of National Government Agencies	1101101		200,000			200,000							200,000			200,000
	2017-04-0780	25/04/2017	Specific Budgets of National Government Agencies	1101101		5,000,000			5,000,000							5,000,000			5,000,000

FAR No. 1-B  
 LIST OF ALLOTMENTS AND SUB-ALLOTMENTS  
 As of the Quarter Ending December 31, 2017  
 Department: Department of Health (DOH)  
 Agency: Office of the Secretary  
 Operating Unit: All  
 Organization Code (UACS): 130010000000  
 Fund Cluster: 01 - Regular Agency Fund

Authorization: 01 - Current Year Appropriations  
 Report Status: ALL

No.	Allotments / Sub-Allotments		Funding Source	UACS Code	Allotments					Sub-Allotment to Regions/Operating Units					Total Allotments / Net of Sub-allotments						
	Number	Date			Description	PS	MOOE	CO	FINEX	Total	PS	MOOE	CO	FINEX	Total	PS	MOOE	CO	FINEX	Total	
									10=(6+7+8+9)					15=(11+12+13+14)					20=(16+17+18+19)		
	2017-06-1104	14/06/2017	Specific Budgets of National Government Agencies	1101101			150,000		150,000									150,000	150,000		
	2017-06-1212	29/06/2017	Specific Budgets of National Government Agencies	1101101		500,000			500,000								500,000		500,000		
	2017-07-1482	27/07/2017	Specific Budgets of National Government Agencies	1101101			7,000,000		7,000,000									7,000,000	7,000,000		
	2017-08-1522	03/10/2017	Specific Budgets of National Government Agencies	1101101			2,300,000		2,300,000									2,300,000	2,300,000		
	2017-08-1569	09/08/2017	Specific Budgets of National Government Agencies	1101101		5,000,000			5,000,000								5,000,000		5,000,000		
	2017-08-1589	09/08/2017	Specific Budgets of National Government Agencies	1101101		4,636,000			4,636,000								4,636,000		4,636,000		
	2017-08-1631	10/08/2017	Specific Budgets of National Government Agencies	1101101			26,800,000		26,800,000									26,800,000	26,800,000		
	Sub-total					1,845,744,716.90	4,974,404,899.63	11,033,713,166	17,853,862,782.53					-14,203,167.60	-14,203,167.60	1,845,744,716.90	4,960,201,732.03	11,033,713,166	17,839,659,614.93		
	Total Allotments					32,941,068,619.78	44,085,061,100.75	39,553,977,382	116,580,107,102.53					-1,845,744,716.91	-4,974,404,899.63	-11,033,713,166	-17,853,862,782.54	31,095,323,902.87	39,110,656,201.12	28,520,264,216	98,726,244,319.99
			Summary by Funding Source Code:																		
			Specific Budgets of National Government Agencies	1101101		28,389,970,384.24	43,575,440,284.75	38,738,121,882	110,703,532,550.99					-1,845,384,017.36	-4,916,081,699.63	-10,868,713,166	-17,630,178,882.99	26,544,586,366.88	38,659,358,585.12	27,869,408,716	93,073,353,668
			National Disaster Risk Reduction and Management Fund (Calamity Fund)	1101401			208,323,200	485,855,500	694,178,700						-58,323,200			150,000,000	485,855,500	635,855,500	
			Contingent Fund	1101402			2,516,000	330,000,000	332,516,000						-165,000,000			2,516,000	165,000,000	167,516,000	
			Miscellaneous Personnel Benefits Fund	1101406		2,073,238,226.91			2,073,238,226.91								2,073,238,226.91			2,073,238,226.91	
			Pension and Gratuity Fund	1101407		425,204,285.38			425,204,285.38								425,204,285.38			425,204,285.38	
			Retirement and Life Insurance Premiums	1104102		2,052,655,723.25			2,052,655,723.25					-360,699.55	-360,699.55	2,052,295,023.70				2,052,295,023.70	
			Customs duties and taxes, including tax expenditures	1104105			298,781,616		298,781,616									298,781,616		298,781,616	

Certified Correct:

  
 AGNES D. MARFORI  
 OIC, Budget Division

LIST OF ALLOTMENTS AND SUB-ALLOTMENTS

As of the Quarter Ending December 31, 2017

Department: Department of Health (DOH)

Agency: Office of the Secretary

Operating Unit: All

Organization Code (UACS): 130010000000


Fund Cluster: 03 - Special Account - Locally Funded

Authorization: 01 - Current Year Appropriations

Report Status: ALL

No.	Allotments / Sub-Allotments		Funding Source		Allotments					Total Allotments / Net of Sub-allotments				
	Number	Date	Description	UACS Code	PS	MOOE	CO	FINE X	Total	PS	MOOE	CO	FINE X	Total
1	2	3	4	5	6	7	8	9	10=(6+7+8+9)	16	17	18	19	20=(16+17+18+19)
	A. Allotments received from DBM													
	National Capital Region (NCR)													
	Central Office													
	SARO-BMB-B-17-0008943	22/06/2017	Department of Health (OSEC)	3104347		2,021,142			2,021,142		2,021,142			2,021,142
	Food and Drug Administration													
	SARO-BMB-B-17-0000617	31/01/2017	SAGF	3104348	14,463,750	735,672,250	178,270,000		928,406,000	14,463,750	735,672,250	178,270,000		928,406,000
	SARO-BMB-B-17-0000617	31/01/2017	SAGF	3104348		18,840,000			18,840,000		18,840,000			18,840,000
	SARO-BMB-B-17-0000617	31/01/2017	SAGF	3104348		226,413,000	18,774,000		245,187,000		226,413,000	18,774,000		245,187,000
	SARO-BMB-B-17-0000617	31/01/2017	SAGF	3104348		21,857,000			21,857,000		21,857,000			21,857,000
	SARO-BMB-B-17-0014087	06/09/2017	SAGF	3104348		393,826,000	65,779,000		459,605,000		393,826,000	65,779,000		459,605,000
	SARO-BMB-B-17-0025168	21/12/2017	SAGF	3104348		89,200,000	93,717,000		182,917,000		89,200,000	93,717,000		182,917,000
	SARO-BMB-B-17-0026298	29/12/2017	SAGF	3104348	14,463,750	-14,463,750				14,463,750	-14,463,750			
	Bureau of Quarantine													
	SARO-BMB-17-0003101	10/03/2017	OSEC-BQIHS SAGF	3104349	6,541,250	92,293,353			98,834,603	6,541,250	92,293,353			98,834,603
	SARO-BMB-B-17-0000346	25/01/2017	OSEC-BQIHS SAGF	3104349		29,153,000			29,153,000		29,153,000			29,153,000
	SARO-BMB-B-17-0008178	08/06/2017	OSEC-BQIHS SAGF	3104349		7,389,000			7,389,000		7,389,000			7,389,000
	SARO-BMB-B-17-0017641	23/10/2017	OSEC-BQIHS SAGF	3104349		29,714,000			29,714,000		29,714,000			29,714,000
	SARO-BMB-B-17-0025832	28/12/2017	OSEC-BQIHS SAGF	3104349		32,578,603			32,578,603		32,578,603			32,578,603
	Sub-total													
	Total Allotments													
	Summary by Funding Source Code:													
	Department of Health (OSEC)													
	DOH OSEC FDA-SAGF													
	OSEC-BQIHS SAGF													

Certified Correct:

  
 AGNES D. MARFORI  
 OIC, Budget Division

**FAR No. 1-B**

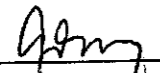
**LIST OF ALLOTMENTS AND SUB-  
As of the Quarter Ending December 31, 2017**

Department: Department of Health (DOH)  
 Agency: Office of the Secretary  
 Operating Unit: All  
 Organization Code (UACS): 130010000000  
 Fund Cluster: 04 - Special Account - Foreign Assisted/Grant

Authorization: 01 - Current Year Appropriations  
 Report Status: ALL

No.	Allotments / Sub-Allotments		Funding Source		Allotments					Total Allotments / Net of Sub-allotments			
	Number	Date	Description	UACS Code	PS	MOOE	CO	FINEX	Total	MOOE	CO	FINEX	Total
1	2	3	4	5	6	7	8	9	10=(6+7+8+9)	17	18	19	20=(16+17+18+19)
	A. Allotments received from DBM												
	National Capital Region (NCR)												
	Central Office												
	SARO-BMB-B-17-0004798	06/04/2017	European Commission	4104159		8,000,000			8,000,000	8,000,000			8,000,000
	SARO-BMB-B-17-0008850	21/06/2017	European Commission	4104159		13,513,360			13,513,360	13,513,360			13,513,360
	SARO-BMB-B-17-0017032	11/10/2017	European Commission	4104159			48,021,912		48,021,912		48,021,912		48,021,912
	Sub-total					21,513,360	48,021,912		69,535,272	21,513,360	48,021,912		69,535,272
	Total Allotments					21,513,360	48,021,912		69,535,272	21,513,360	48,021,912		69,535,272
			Summary by Funding Source Code:										
			European Commission	4104159		21,513,360	48,021,912		69,535,272	21,513,360	48,021,912		69,535,272

Certified Correct:

  
**AGNES D. MARFORI**  
 OIC, Budget Division

FAR No. 1-B  
 LIST OF ALLOTMENTS AND SUB-ALLOTMENTS  
 As of the Quarter Ending December 31, 2017

Department: Department of Health (DOH)  
 Agency: Office of the Secretary  
 Operating Unit: All  
 Organization Code (UACS): 13001000000  
 Fund Cluster: 01 - Regular Agency Fund

Authorization: 02 - Continuing Appropriations  
 Report Status: SUBMITTED

No.	Allotments / Sub-Allotments		Funding Source		Allotments					Sub-Allotment to Regions/Operating Units					Total Allotments / Net of Sub-allotments				
	Number	Date	Description	UACS Code	PS	MOOE	CO	FINEX	Total	PS	MOOE	CO	FINEX	Total	PS	MOOE	CO	FINEX	Total
1	2	3	4	5	6	7	8	9	10=(6+7+8+9)	11	12	13	14	15=(11+12+13+14)	16	17	18	19	20=(16+17+18+19)
	Talavera Extension Hospital		Specific Budgets of National Government Agencies			257,122.96	22,081,000		22,338,122.96							257,122.96	22,081,000		22,338,122.96
	GAA FY 2016	01/01/2016	Specific Budgets of National Government Agencies	1102101		257,122.96	22,081,000		22,338,122.96							257,122.96	22,081,000		22,338,122.96
	Jose B. Lingad Memorial General Hospital		Specific Budgets of National Government Agencies			27,595.78			27,595.78							27,595.78			27,595.78
	GAA 2016	02/01/2017	Specific Budgets of National Government Agencies	1102101		27,595.78			27,595.78							27,595.78			27,595.78
	Mariveles Mental Hospital		Specific Budgets of National Government Agencies			5,763,420	8,050,764.42		13,814,184.42							5,763,420	8,050,764.42		13,814,184.42
	CY 2016 RA 10717	01/01/2017	Specific Budgets of National Government Agencies	1102101			8,050,764.42		8,050,764.42								8,050,764.42		8,050,764.42
	SAA NO. 2016-08-1233	18/08/2016	Specific Budgets of National Government Agencies	1102101		5,000,000			5,000,000							5,000,000			5,000,000
	SAA NO. 2016-11-1541	03/11/2016	Specific Budgets of National Government Agencies	1102101		63,420			63,420							63,420			63,420
	SAA NO. 2016-11-1554	22/11/2016	Specific Budgets of National Government Agencies	1102101		700,000			700,000							700,000			700,000
	Bataan Provincial Hospital		Specific Budgets of National Government Agencies			1,931,877.02			1,931,877.02							1,931,877.02			1,931,877.02
	GAA 2016	01/01/2017	Specific Budgets of National Government Agencies	1102101		1,931,877.02			1,931,877.02							1,931,877.02			1,931,877.02
	Bataan Rehabilitation Center		Specific Budgets of National Government Agencies			3,937,549.75	29,162.83		3,966,712.58							3,937,549.75	29,162.83		3,966,712.58
	GAA FY 2017	04/01/2016	Specific Budgets of National Government Agencies	1102101		3,937,549.75	29,162.83		3,966,712.58							3,937,549.75	29,162.83		3,966,712.58
	Region IVA - CALABARZON		Specific Budgets of National Government Agencies			26,787,718.24	134,688,689.85		161,476,408.09							26,787,718.24	134,688,689.85		161,476,408.09
	Calabarzon Centers for Health Development		Specific Budgets of National Government Agencies			22,460,495.98	51,903,898.25		74,364,394.23							22,460,495.98	51,903,898.25		74,364,394.23
	GAA/CFR CY 2016	07/01/2016	Specific Budgets of National Government Agencies	1102101		22,460,495.98	51,903,898.25		74,364,394.23							22,460,495.98	51,903,898.25		74,364,394.23
	Batangas Medical Center		Specific Budgets of National Government Agencies			1,108,456	993,791.60		2,102,247.60							1,108,456	993,791.60		2,102,247.60
	GAA 2016	03/01/2017	Specific Budgets of National Government Agencies	1102101		1,108,456	993,791.60		2,102,247.60							1,108,456	993,791.60		2,102,247.60
	Tagaytay Rehabilitation Center		Specific Budgets of National Government Agencies			3,218,766.26	81,791,000		85,009,766.26							3,218,766.26	81,791,000		85,009,766.26
	CONAP 2016	12/01/2017	Specific Budgets of National Government Agencies	1102101		3,218,766.26	81,791,000		85,009,766.26							3,218,766.26	81,791,000		85,009,766.26
	Region V - Bicol		Specific Budgets of National Government Agencies			79,240,577.35	423,442,427.09		502,683,004.44							-1,349,506.41			501,333,498.03
	Bicol Centers for Health Development		Specific Budgets of National Government Agencies			35,025,463.03	64,700,987.64		99,726,450.67							-1,349,506.41			98,376,944.26
	GAA FY 2016	10/01/2016	Specific Budgets of National Government Agencies	1102101		11,490,052.28	36,401,980.79		47,892,033.07							11,490,052.28	36,401,980.79		47,892,033.07
	SAA NO. 2016-01-0021	29/01/2016	Specific Budgets of National Government Agencies	1102101		3,708,542			3,708,542							3,708,542			3,708,542
	SAA NO. 2016-02-0087	11/02/2016	Specific Budgets of National Government Agencies	1102101		246,902.42			246,902.42							246,902.42			246,902.42
	SAA NO. 2016-02-0169	19/02/2016	Specific Budgets of National Government Agencies	1102101		693,000			693,000							-8,119.12			684,880.88
	SAA NO. 2016-02-0182	22/02/2016	Specific Budgets of National Government Agencies	1102101		504,693.29			504,693.29							-7,220			497,473.29
	SAA NO. 2016-02-0189	23/02/2016	Specific Budgets of National Government Agencies	1102101		1,677,999.27			1,677,999.27							-300,000			1,377,999.27
	SAA NO. 2016-02-0207	23/02/2016	Specific Budgets of National Government Agencies	1102101		1,415,620.48			1,415,620.48							-380,843.49			1,034,776.99
	SAA NO. 2016-03-0266	03/03/2016	Specific Budgets of National Government Agencies	1102101		163,195.14			163,195.14							-4,349.56			158,845.58
	SAA NO. 2016-03-0311	18/03/2016	Specific Budgets of National Government Agencies	1102101		710,000			710,000										710,000
	SAA NO. 2016-03-0345	21/03/2016	Specific Budgets of National Government Agencies	1102101		100			100							-100			
	SAA NO. 2016-03-0370	23/03/2016	Specific Budgets of National Government Agencies	1102101		52,400			52,400							-22,400			30,000

FAR No. 1-B  
 LIST OF ALLOTMENTS AND SUB-ALLOTMENTS  
 As of the Quarter Ending December 31, 2017

Department: Department of Health (DOH)  
 Agency: Office of the Secretary  
 Operating Unit: All  
 Organization Code (UACS): 130010000000  
 Fund Cluster: 01 - Regular Agency Fund

Authorization: 02 - Continuing Appropriations  
 Report Status: SUBMITTED

No.	Allotments / Sub-Allotments		Funding Source		Allotments					Sub-Allotment to Regions/Operating Units					Total Allotments / Net of Sub-allotments				
	Number	Date	Description	UACS Code	PS	MOOE	CO	FINEX	Total	PS	MOOE	CO	FINEX	Total	PS	MOOE	CO	FINEX	Total
1	2	3	4	5	6	7	8	9	10=(6+7+8+9)	11	12	13	14	15=(11+12+13+14)	16	17	18	19	20=(16+17+18+19)
	SAA NO. 2016-03-0378	23/03/2016	Specific Budgets of National Government Agencies	1102101		75,735			75,735		-75,735			-75,735					
	SAA NO. 2016-03-0404	23/03/2016	Specific Budgets of National Government Agencies	1102101		1,184,585			1,184,585							1,184,585			1,184,585
	SAA NO. 2016-03-0421	23/03/2016	Specific Budgets of National Government Agencies	1102101			2,054,735.85		2,054,735.85								2,054,735.85		2,054,735.85
	SAA NO. 2016-03-0439	29/03/2016	Specific Budgets of National Government Agencies	1102101		532,299.36			532,299.36		-57,858.36			-57,858.36		474,441			474,441
	SAA NO. 2016-04-0518	05/04/2016	Specific Budgets of National Government Agencies	1102101		80,825.30			80,825.30							80,825.30			80,825.30
	SAA NO. 2016-04-0542	05/04/2016	Specific Budgets of National Government Agencies	1102101		1,352,900			1,352,900							1,352,900			1,352,900
	SAA NO. 2016-04-0570	08/04/2016	Specific Budgets of National Government Agencies	1102101		6,691,436.56			6,691,436.56		-171.48			-171.48		6,691,265.08			6,691,265.08
	SAA NO. 2016-04-0628	12/04/2016	Specific Budgets of National Government Agencies	1102101		2,391,364.41			2,391,364.41		-154.59			-154.59		2,391,209.82			2,391,209.82
	SAA NO. 2016-05-0735	16/05/2016	Specific Budgets of National Government Agencies	1102101			13,073		13,073								13,073		13,073
	SAA NO. 2016-05-0744	17/05/2016	Specific Budgets of National Government Agencies	1102101		107,404			107,404		-4,798			-4,798		102,606			102,606
	SAA NO. 2016-06-0855	22/06/2016	Specific Budgets of National Government Agencies	1102101		1,316.94			1,316.94		-136.94			-136.94		1,180			1,180
	SAA NO. 2016-06-0900	30/06/2016	Specific Budgets of National Government Agencies	1102101		68,450			68,450		-14,800			-14,800		53,650			53,650
	SAA NO. 2016-07-0971	12/07/2016	Specific Budgets of National Government Agencies	1102101		24,614.58			24,614.58		-24,614.58			-24,614.58					
	SAA NO. 2016-07-1006	23/07/2016	Specific Budgets of National Government Agencies	1102101		434,884			434,884		-322.05			-322.05		434,561.95			434,561.95
	SAA NO. 2016-07-1044	14/07/2016	Specific Budgets of National Government Agencies	1102101			14,638,962		14,638,962								14,638,962		14,638,962
	SAA NO. 2016-07-1061	14/07/2016	Specific Budgets of National Government Agencies	1102101			11,592,236		11,592,236								11,592,236		11,592,236
	SAA NO. 2016-07-1098	25/07/2016	Specific Budgets of National Government Agencies	1102101		212,333			212,333		-13			-13		212,320			212,320
	SAA NO. 2016-07-1143	27/07/2016	Specific Budgets of National Government Agencies	1102101		297,640			297,640		-207,700			-207,700		89,940			89,940
	SAA NO. 2016-08-1219	16/08/2016	Specific Budgets of National Government Agencies	1102101		423,560			423,560		-72.5			-72.5		423,487.50			423,487.50
	SAA NO. 2016-08-1254	25/08/2016	Specific Budgets of National Government Agencies	1102101		17,500			17,500		-17,500			-17,500					
	SAA NO. 2016-09-1316	07/09/2016	Specific Budgets of National Government Agencies	1102101		115,000			115,000		-47,000			-47,000		68,000			68,000
	SAA NO. 2016-09-1326	08/09/2016	Specific Budgets of National Government Agencies	1102101		20,000			20,000		-20,000			-20,000					
	SAA NO. 2016-10-1376	10/10/2016	Specific Budgets of National Government Agencies	1102101		150,000			150,000		-150,000			-150,000					
	SAA NO. 2016-10-1387	10/10/2016	Specific Budgets of National Government Agencies	1102101		181,110			181,110		-5,597.74			-5,597.74		175,512.26			175,512.26
	Bicol Medical Center		Specific Budgets of National Government Agencies			13,101,453.05	65,302,095.50		78,403,548.55							13,101,453.05	65,302,095.50		78,403,548.55
	GAA FY 2016	09/01/2016	Specific Budgets of National Government Agencies	1102101		13,101,453.05	65,302,095.50		78,403,548.55							13,101,453.05	65,302,095.50		78,403,548.55
	Bicol Regional Training & Teaching Hospital		Specific Budgets of National Government Agencies			6,038,015.38	240,189,343.95		246,227,359.33							6,038,015.38	240,189,343.95		246,227,359.33
	CY 2016 GAA, RA 10717 Balance	04/01/2016	Specific Budgets of National Government Agencies	1102101		6,038,015.38	240,189,343.95		246,227,359.33							6,038,015.38	240,189,343.95		246,227,359.33
	Bicol Sanitarium		Specific Budgets of National Government Agencies			14,631,188.26			14,631,188.26							14,631,188.26			14,631,188.26
	GAA FY 2016	12/01/2016	Specific Budgets of National Government Agencies	1102101		8,311,576.26			8,311,576.26							8,311,576.26			8,311,576.26
	GAA FY 2016	12/01/2016	Specific Budgets of National Government Agencies	1102101		3,819,612			3,819,612							3,819,612			3,819,612
	GAA FY 2016	12/01/2016	Specific Budgets of National Government Agencies	1102101		2,500,000			2,500,000							2,500,000			2,500,000
	Camarines Sur Rehabilitation Center		Specific Budgets of National Government Agencies			7,255,739.54	27,740,000		34,995,739.54							7,255,739.54	27,740,000		34,995,739.54

**FAR No. 1-B**  
**LIST OF ALLOTMENTS AND SUB-ALLOTMENTS**  
**As of the Quarter Ending December 31, 2017**

Authorization: 02 - Continuing Appropriations

Department: Department of Health (DOH)

Report Status: SUBMITTED

Agency: Office of the Secretary

Operating Unit: All

Organization Code (UACS): 130010000000

Fund Cluster: 01 - Regular Agency Fund

No.	Allotments / Sub-Allotments		Funding Source Description	UACS Code	Allotments				Sub-Allotment to Regions/Operating Units					Total Allotments / Net of Sub-allotments					
	Number	Date			PS	MOOE	CO	FINEX	Total	PS	MOOE	CO	FINEX	Total	PS	MOOE	CO	FINEX	Total
1	2	3	4	5	6	7	8	9	10=(6+7+8+9)	11	12	13	14	15=(11+12+13+14)	16	17	18	19	20=(16+17+18+19)
	RA 10717	04/01/2016	Specific Budgets of National Government Agencies	1102101		7,255,739.54	27,740,000		34,995,739.54							7,255,739.54	27,740,000		34,995,739.54
	Malinao, Albay Rehabilitation Center		Specific Budgets of National Government Agencies			3,188,718.09	25,510,000		28,698,718.09							3,188,718.09	25,510,000		28,698,718.09
	GAA FY 2016	01/01/2016	Specific Budgets of National Government Agencies	1102101		3,188,718.09	25,510,000		28,698,718.09							3,188,718.09	25,510,000		28,698,718.09
	Region VI - Western Visayas		Specific Budgets of National Government Agencies			118,250,268.88	376,898,946.86		495,149,215.74		-150,000			-150,000		118,100,268.88	376,898,946.86		494,999,215.74
	Western Visayas Centers for Health Development		Specific Budgets of National Government Agencies			87,424,382.14	242,099,874.44		329,524,256.58		-150,000			-150,000		87,274,382.14	242,099,874.44		329,374,256.58
	GAA 2016	01/01/2017	Specific Budgets of National Government Agencies	1102101		87,424,382.14	242,099,874.44		329,524,256.58		-150,000			-150,000		87,274,382.14	242,099,874.44		329,374,256.58
	Western Visayas Medical Center		Specific Budgets of National Government Agencies			17,048,884.28	56,000,000		73,048,884.28							17,048,884.28	56,000,000		73,048,884.28
	FY 2016 GAA - RA 10717	01/01/2016	Specific Budgets of National Government Agencies	1102101		17,048,884.28	56,000,000		73,048,884.28							17,048,884.28	56,000,000		73,048,884.28
	Corazon Locsin-Montelibano Memorial Regional Hospital		Specific Budgets of National Government Agencies			4,758,431.65	14,560,254.89		19,318,686.54							4,758,431.65	14,560,254.89		19,318,686.54
	Comprehensive Release per GAA 2016	03/01/2016	Specific Budgets of National Government Agencies	1102101		4,758,431.65	14,560,254.89		19,318,686.54							4,758,431.65	14,560,254.89		19,318,686.54
	Western Visayas Sanitarium		Specific Budgets of National Government Agencies			5,017,535.50	6,772,802.53		11,790,338.03							5,017,535.50	6,772,802.53		11,790,338.03
	CY 2016 forwarded balance	02/01/2017	Specific Budgets of National Government Agencies	1102101		5,017,535.50	6,772,802.53		11,790,338.03							5,017,535.50	6,772,802.53		11,790,338.03
	Don Jose S. Monfort Medical Center Extension Hospital		Specific Budgets of National Government Agencies			52,242.12	25,766,015		25,818,257.12							52,242.12	25,766,015		25,818,257.12
	GAA FY 2016	04/01/2016	Specific Budgets of National Government Agencies	1102101		52,242.12	25,766,015		25,818,257.12							52,242.12	25,766,015		25,818,257.12
	Pototan, Iloilo Rehabilitation Center		Specific Budgets of National Government Agencies			3,948,793.19	31,700,000		35,648,793.19							3,948,793.19	31,700,000		35,648,793.19
	GAA FY 2016	15/01/2016	Specific Budgets of National Government Agencies	1102101		3,948,793.19	31,700,000		35,648,793.19							3,948,793.19	31,700,000		35,648,793.19
	Region VII - Central Visayas		Specific Budgets of National Government Agencies			136,875,356.87	1,161,423,446.27		1,298,298,803.14							136,875,356.87	1,161,423,446.27		1,298,298,803.14
	Central Visayas Centers for Health Development		Specific Budgets of National Government Agencies			127,111,183.77	761,209,675.07		888,320,858.84							127,111,183.77	761,209,675.07		888,320,858.84
	GAA 2016 R.A. 10717	04/01/2016	Specific Budgets of National Government Agencies	1102101		127,111,183.77	761,209,675.07		888,320,858.84							127,111,183.77	761,209,675.07		888,320,858.84
	Vicente Sotto, Sr. Memorial Medical Center		Specific Budgets of National Government Agencies			5,975,206.36	170,010,000		175,985,206.36							5,975,206.36	170,010,000		175,985,206.36
	GAA CY 2016 (RA 10717)	05/01/2016	Specific Budgets of National Government Agencies	1102101		5,975,206.36	170,010,000		175,985,206.36							5,975,206.36	170,010,000		175,985,206.36
	Governor Celestino Gallares Memorial Hospital		Specific Budgets of National Government Agencies			11,044.52	93,355,950		93,366,994.52							11,044.52	93,355,950		93,366,994.52
	GAA	01/01/2016	Specific Budgets of National Government Agencies	1102101		38.2	45,280,000		45,280,038.20							38.2	45,280,000		45,280,038.20
	SAA NO. 2016-01-002	26/02/2016	Specific Budgets of National Government Agencies	1102101		3,184.27			3,184.27							3,184.27			3,184.27
	SAA NO. 2016-03-0488	31/03/2016	Specific Budgets of National Government Agencies	1102101		484.85			484.85							484.85			484.85
	SAA NO. 2016-04-0525	05/04/2016	Specific Budgets of National Government Agencies	1102101		6,492.75			6,492.75							6,492.75			6,492.75
	SAA NO. 2016-05-0794	27/05/2016	Specific Budgets of National Government Agencies	1102101			18,083,950		18,083,950								18,083,950		18,083,950
	SAA NO. 2016-06-0816	06/06/2016	Specific Budgets of National Government Agencies	1102101			4,992,000		4,992,000								4,992,000		4,992,000
	SAA NO. 2016-08-1197	16/08/2016	Specific Budgets of National Government Agencies	1102101		844.45			844.45							844.45			844.45
	SAA NO. 2016-09-1345	20/09/2016	Specific Budgets of National Government Agencies	1102101			25,000,000		25,000,000								25,000,000		25,000,000
	St. Anthony Mother and Child Hospital		Specific Budgets of National Government Agencies			57,351.41	33,856,000		33,913,351.41							57,351.41	33,856,000		33,913,351.41
	GAA FY 2016	04/01/2016	Specific Budgets of National Government Agencies	1102101		57,351.41	33,856,000		33,913,351.41							57,351.41	33,856,000		33,913,351.41
	Eversley Child Sanitarium		Specific Budgets of National Government Agencies				46,709.20		46,709.20								46,709.20		46,709.20

FAR No. 1-B  
**LIST OF ALLOTMENTS AND SUB-ALLOTMENTS**  
 As of the Quarter Ending December 31, 2017

Department: Department of Health (DOH)

Authorization: 02 - Continuing Appropriations

Agency: Office of the Secretary

Report Status: SUBMITTED

Operating Unit: All

Organization Code (UACS): 13001000000

Fund Cluster: 01 - Regular Agency Fund

No.	Allotments / Sub-Allotments		Funding Source		Allotments					Sub-Allotment to Regions/Operating Units					Total Allotments / Net of Sub-allotments				
	Number	Date	Description	UACS Code	PS	MOOE	CO	FINEX	Total	PS	MOOE	CO	FINEX	Total	PS	MOOE	CO	FINEX	Total
1	2	3	4	5	6	7	8	9	10=(6+7+8+9)	11	12	13	14	15=(11+12+13+14)	16	17	18	19	20=(16+17+18+19)
	GAA 2016	01/01/2017	Specific Budgets of National Government Agencies	1102101			46,709.20		46,709.20								46,709.20		46,709.20
	Talisay District Hospital		Specific Budgets of National Government Agencies			288			288							288			288
	GAA	25/01/2017	Specific Budgets of National Government Agencies	1102101		288			288							288			288
	Don Emilio del Valle Memorial Hospital		Specific Budgets of National Government Agencies			27,266.05	211,112		238,378.05							27,266.05	211,112		238,378.05
	GAA FY 2017	12/01/2017	Specific Budgets of National Government Agencies	1102101		27,266.05	211,112		238,378.05							27,266.05	211,112		238,378.05
	Argao, Cebu Rehabilitation Center		Specific Budgets of National Government Agencies				49,700,000		49,700,000								49,700,000		49,700,000
	GAA FY 2016	04/01/2016	Specific Budgets of National Government Agencies	1102101			49,700,000		49,700,000								49,700,000		49,700,000
	Cebu City Rehabilitation Center		Specific Budgets of National Government Agencies			3,693,016.76	53,034,000		56,727,016.76							3,693,016.76	53,034,000		56,727,016.76
	GAA FY 2016	04/01/2016	Specific Budgets of National Government Agencies	1102101			53,034,000		53,034,000								53,034,000		53,034,000
	SAA No. 2016-07-1117	25/07/2016	Specific Budgets of National Government Agencies	1102101		3,693,016.76			3,693,016.76							3,693,016.76			3,693,016.76
	Region VIII - Eastern Visayas		Specific Budgets of National Government Agencies			132,728,759.50	225,234,506.41		357,963,265.91					-250,000		132,478,759.50	225,234,506.41		357,713,265.91
	Eastern Visayas Centers for Health Development		Specific Budgets of National Government Agencies			111,185,335.96	34,357,405.41		145,542,741.37					-250,000		110,935,335.96	34,357,405.41		145,292,741.37
	Comprehensive Release 2016	01/01/2016	Specific Budgets of National Government Agencies	1102101		111,185,335.96	34,357,405.41		145,542,741.37					-250,000		110,935,335.96	34,357,405.41		145,292,741.37
	Eastern Visayas Regl Medical Center		Specific Budgets of National Government Agencies			16,005,723.10	130,462,101		146,467,824.10							16,005,723.10	130,462,101		146,467,824.10
	GAA FY 2016	02/01/2017	Specific Budgets of National Government Agencies	1102101		16,005,723.10	130,462,101		146,467,824.10							16,005,723.10	130,462,101		146,467,824.10
	Schistosomiasis Hospital		Specific Budgets of National Government Agencies			148,507.26	35,915,000		36,063,507.26							148,507.26	35,915,000		36,063,507.26
	FY 2016 R.A.10717	03/01/2017	Specific Budgets of National Government Agencies	1102101		148,507.26	35,915,000		36,063,507.26							148,507.26	35,915,000		36,063,507.26
	Dulag, Leyte Rehabilitation Center		Specific Budgets of National Government Agencies			5,389,193.18	24,500,000		29,889,193.18							5,389,193.18	24,500,000		29,889,193.18
	GAA FY 2016 RA 10717	04/01/2016	Specific Budgets of National Government Agencies	1102101		5,389,193.18	24,500,000		29,889,193.18							5,389,193.18	24,500,000		29,889,193.18
	Region IX - Zamboanga Peninsula		Specific Budgets of National Government Agencies			73,439,964.34	539,336,701.82		612,776,666.16							73,439,964.34	539,336,701.82		612,776,666.16
	Zamboanga Peninsula Centers for Health Development		Specific Budgets of National Government Agencies			58,174,158.96	175,883,686.44		234,057,845.40							58,174,158.96	175,883,686.44		234,057,845.40
	GAA 2016 forwarded bal.	02/01/2017	Specific Budgets of National Government Agencies	1102101		58,174,158.96	19,083,686.44		77,257,845.40							58,174,158.96	19,083,686.44		77,257,845.40
	TRC Sindangan 2016 forwarded bal.	02/01/2017	Specific Budgets of National Government Agencies	1102101			22,500,000		22,500,000								22,500,000		22,500,000
	TRC Zamboanga - 2016 forwarded bal.	02/01/2017	Specific Budgets of National Government Agencies	1102101			134,300,000		134,300,000								134,300,000		134,300,000
	Zamboanga City Medical Center		Specific Budgets of National Government Agencies			8,071,381.41	216,901,460.14		224,972,841.55							8,071,381.41	216,901,460.14		224,972,841.55
	GAA FY 2016	15/01/2016	Specific Budgets of National Government Agencies	1102101		8,071,381.41	216,901,460.14		224,972,841.55							8,071,381.41	216,901,460.14		224,972,841.55
	Mindanao Central Sanitarium		Specific Budgets of National Government Agencies			1,050,221.06	48,519.67		1,098,740.73							1,050,221.06	48,519.67		1,098,740.73
	Comprehensive Release per Annex A and A-1 of NBC No.	04/01/2016	Specific Budgets of National Government Agencies	1102101		1,050,221.06	48,519.67		1,098,740.73							1,050,221.06	48,519.67		1,098,740.73
	Sulu Sanitarium		Specific Budgets of National Government Agencies			3,478,734.94	20,597,096.17		24,075,831.11							3,478,734.94	20,597,096.17		24,075,831.11
	GAA 2016	24/02/2016	Specific Budgets of National Government Agencies	1102101		3,478,734.94	20,597,096.17		24,075,831.11							3,478,734.94	20,597,096.17		24,075,831.11
	Labuan Public Hospital		Specific Budgets of National Government Agencies			6,975.26	18,981,000		18,987,975.26							6,975.26	18,981,000		18,987,975.26
	CY 2016 balance	05/01/2017	Specific Budgets of National Government Agencies	1102101		6,975.26	18,981,000		18,987,975.26							6,975.26	18,981,000		18,987,975.26
	Basilan Provincial Hospital		Specific Budgets of National Government Agencies			944,597.88	17,989,939.40		18,934,537.28							944,597.88	17,989,939.40		18,934,537.28



FAR No. 1-B  
 LIST OF ALLOTMENTS AND SUB-ALLOTMENTS  
 As of the Quarter Ending December 31, 2017

Department: Department of Health (DOH)

Agency: Office of the Secretary

Operating Unit: All

Organization Code (UACS): 130010000000

Fund Cluster: 01 - Regular Agency Fund

Authorization: 02 - Continuing Appropriations

Report Status: SUBMITTED

No.	Allotments / Sub-Allotments		Funding Source		Allotments					Sub-Allotment to Regions/Operating Units					Total Allotments / Net of Sub-allotments				
	Number	Date	Description	UACS Code	PS	MOOE	CO	FINEX	Total	PS	MOOE	CO	FINEX	Total	PS	MOOE	CO	FINEX	Total
1	2	3	4	5	6	7	8	9	10=(6+7+8+9)	11	12	13	14	15=(11+12+13+14)	16	17	18	19	20=(16+17+18+19)
	Forwarded Balance	01/01/2016	Specific Budgets of National Government Agencies	1102101		944,597.88	17,989,939.40		18,934,537.28							944,597.88	17,989,939.40		18,934,537.28
	Dr. Jose Rizal Memorial Hospital		Specific Budgets of National Government Agencies			1,353,409.65	65,864,000		67,217,409.65							1,353,409.65	65,864,000		67,217,409.65
	GAA FY 2016	31/12/2016	Specific Budgets of National Government Agencies	1102101		1,353,409.65	65,864,000		67,217,409.65							1,353,409.65	65,864,000		67,217,409.65
	Margosatubig Regional Hospital		Specific Budgets of National Government Agencies			360,485.18	23,071,000		23,431,485.18							360,485.18	23,071,000		23,431,485.18
	GAA 2016 RA 10717	01/01/2017	Specific Budgets of National Government Agencies	1102101		360,485.18	23,071,000		23,431,485.18							360,485.18	23,071,000		23,431,485.18
	Region X - Northern Mindanao		Specific Budgets of National Government Agencies			32,129,970.69	381,906,400.69		414,036,371.38							32,129,970.69	381,906,400.69		414,036,371.38
	Northern Mindanao Centers for Health Development		Specific Budgets of National Government Agencies			26,634,535.68	292,340,861.79		318,975,397.47							26,634,535.68	292,340,861.79		318,975,397.47
	GAA FY 2016, RA 10717	21/12/2016	Specific Budgets of National Government Agencies	1102101		26,634,535.68	292,340,861.79		318,975,397.47							26,634,535.68	292,340,861.79		318,975,397.47
	Northern Mindanao Medical Center		Specific Budgets of National Government Agencies			4,706,850.18	175,538.90		4,882,389.08							4,706,850.18	175,538.90		4,882,389.08
	GAA FY 2016	01/01/2017	Specific Budgets of National Government Agencies	1102101		4,706,850.18	175,538.90		4,882,389.08							4,706,850.18	175,538.90		4,882,389.08
	Mayor Hilarion Ramiro, Sr. Regional Training and Teaching Hospital		Specific Budgets of National Government Agencies			493,644.97	50,000,000		50,493,644.97							493,644.97	50,000,000		50,493,644.97
	FORWARDED BALANCE 2016	01/01/2017	Specific Budgets of National Government Agencies	1102101		493,644.97	50,000,000		50,493,644.97							493,644.97	50,000,000		50,493,644.97
	Amai Pakpak Medical Center		Specific Budgets of National Government Agencies			293,643.42			293,643.42							293,643.42			293,643.42
	CY 2016, RA 10717	01/01/2000	Specific Budgets of National Government Agencies	1102101		293,643.42			293,643.42							293,643.42			293,643.42
	Cagayan de Oro Rehabilitation Center		Specific Budgets of National Government Agencies			1,296.44	39,390,000		39,391,296.44							1,296.44	39,390,000		39,391,296.44
	Continuing Appropriation	04/01/2017	Specific Budgets of National Government Agencies	1102101		1,296.44	28,890,000		28,891,296.44							1,296.44	28,890,000		28,891,296.44
	SARO#ROX-16-0028761	14/10/2016	Specific Budgets of National Government Agencies	1102101			10,500,000		10,500,000								10,500,000		10,500,000
	Region XI - Davao		Specific Budgets of National Government Agencies			193,722,528.68	407,168,636		600,891,164.68		-1,500,000			-1,500,000		192,222,528.68	407,168,636		599,391,164.68
	Davao Region Centers for Health Development		Specific Budgets of National Government Agencies			128,165,464.92	348,177,200.19		476,342,665.11		-1,500,000			-1,500,000		126,665,464.92	348,177,200.19		474,842,665.11
	Balance From Previous Year	03/01/2017	Specific Budgets of National Government Agencies	1102101		128,165,464.92	348,177,200.19		476,342,665.11		-1,500,000			-1,500,000		126,665,464.92	348,177,200.19		474,842,665.11
	Southern Philippines Medical Center		Specific Budgets of National Government Agencies			14,356,405	4,528,214.81		18,884,619.81							14,356,405	4,528,214.81		18,884,619.81
	CY 2016, RA	31/12/2016	Specific Budgets of National Government Agencies	1102101		14,356,405	4,528,214.81		18,884,619.81							14,356,405	4,528,214.81		18,884,619.81
	Davao Regional Hospital		Specific Budgets of National Government Agencies			51,200,658.76	54,463,221		105,663,879.76							51,200,658.76	54,463,221		105,663,879.76
	GAA FY 2016	01/01/2017	Specific Budgets of National Government Agencies	1102101		51,200,658.76	54,463,221		105,663,879.76							51,200,658.76	54,463,221		105,663,879.76
	Region XII - SOCCSKSARGEN		Specific Budgets of National Government Agencies			62,826,052.13	310,001,727.14		372,827,779.27							62,826,052.13	310,001,727.14		372,827,779.27
	Soccsksargen Centers for Health Development		Specific Budgets of National Government Agencies			59,573,148.75	173,276,168.93		232,849,317.68							59,573,148.75	173,276,168.93		232,849,317.68
	GAA 2016	18/11/2017	Specific Budgets of National Government Agencies	1102101		59,573,148.75	173,276,168.93		232,849,317.68							59,573,148.75	173,276,168.93		232,849,317.68
	Cotabato Regional and Medical Center		Specific Budgets of National Government Agencies			3,252,903.38	109,742,558.21		112,995,461.59							3,252,903.38	109,742,558.21		112,995,461.59
	GAA FY 2016	29/12/2015	Specific Budgets of National Government Agencies	1102101		3,252,903.38	109,742,558.21		112,995,461.59							3,252,903.38	109,742,558.21		112,995,461.59
	Cotabato Sanitarium		Specific Budgets of National Government Agencies				26,983,000		26,983,000								26,983,000		26,983,000
	GAA FY 2016	01/01/2016	Specific Budgets of National Government Agencies	1102101			26,983,000		26,983,000								26,983,000		26,983,000
	National Capital Region (NCR)		Specific Budgets of National Government Agencies			2,187,793,850.96	2,610,834,872.09		4,798,628,723.05		-795,410,268.79	-682,797,199.05		-1,478,207,467.84		1,392,383,582.17	1,928,037,673.04		3,320,421,255.21

FAR No. 1-B  
 LIST OF ALLOTMENTS AND SUB-ALLOTMENTS  
 As of the Quarter Ending December 31, 2017

Department: Department of Health (DOH)

Agency: Office of the Secretary

Operating Unit: All

Organization Code (UACS): 13001000000

Fund Cluster: 01 - Regular Agency Fund

Authorization: 02 - Continuing Appropriations

Report Status: SUBMITTED

No.	Allotments / Sub-Allotments		Funding Source		Allotments					Sub-Allotment to Regions/Operating Units					Total Allotments / Net of Sub-allotments				
	Number	Date	Description	UACS Code	PS	MOOE	CO	FINEX	Total	PS	MOOE	CO	FINEX	Total	PS	MOOE	CO	FINEX	Total
1	2	3	4	5	6	7	8	9	10=(6+7+8+9)	11	12	13	14	15=(11+12+13+14)	16	17	18	19	20=(16+17+18+19)
	Central Office		Specific Budgets of National Government Agencies			1,822,538,041.60	1,216,507,645.51		3,039,045,687.11		-795,016,284.79	-682,797,199.05		-1,477,813,483.84		1,027,521,756.81	533,710,446.46		1,561,232,203.27
	GAA FY 2016	12/01/2017	Specific Budgets of National Government Agencies	1102101		1,822,538,041.60	1,058,862,645.51		2,881,400,687.11		-795,016,284.79	-525,152,199.05		-1,320,168,483.84		1,027,521,756.81	533,710,446.46		1,561,232,203.27
	SARO-BMB-B-17-002992	08/03/2017	Specific Budgets of National Government Agencies	1102101			157,645,000		157,645,000			-157,645,000		-157,645,000					
	Food and Drug Administration		Specific Budgets of National Government Agencies			9,565,706.10			9,565,706.10							9,565,706.10			9,565,706.10
	GAA FY 2016	31/01/2017	Specific Budgets of National Government Agencies	1102101		9,565,706.10			9,565,706.10							9,565,706.10			9,565,706.10
	Bureau of Quarantine		Specific Budgets of National Government Agencies			65,421.12			65,421.12							65,421.12			65,421.12
	GAA FY 2016	17/01/2017	Specific Budgets of National Government Agencies	1102101		65,421.12			65,421.12							65,421.12			65,421.12
	Metro Manila Centers for Health Development		Specific Budgets of National Government Agencies			84,284,747.82	214,354,314.53		298,639,062.35		-393,984			-393,984		83,890,763.82	214,354,314.53		298,245,078.35
	CY 2016 GAA forwarded balance as of Dec. 31, 2016	01/01/2017	Specific Budgets of National Government Agencies	1102101		45,566,790.09	187,903,613.14		233,470,403.23							45,566,790.09	187,903,613.14		233,470,403.23
	CY 2016 SAAs forwarded balance as of Dec. 31, 2016	01/01/2017	Specific Budgets of National Government Agencies	1102101		38,717,957.73	26,450,701.39		65,168,659.12							38,717,957.73	26,450,701.39		65,168,659.12
	SAA-2017-06-0005 DJNRMH	28/06/2017	Specific Budgets of National Government Agencies	1102101							-193,984			-193,984		-193,984			-193,984
	SAA-2017-06-0006 VMC	28/06/2017	Specific Budgets of National Government Agencies	1102101							-200,000			-200,000		-200,000			-200,000
	Jose R. Reyes Memorial Medical Center		Specific Budgets of National Government Agencies			10,434,023.43	55,278,061.96		65,712,085.39							10,434,023.43	55,278,061.96		65,712,085.39
	GAA FY 2017	12/01/2017	Specific Budgets of National Government Agencies	1102101		10,434,023.43	55,278,061.96		65,712,085.39							10,434,023.43	55,278,061.96		65,712,085.39
	Rizal Medical Center		Specific Budgets of National Government Agencies			1,832,389.06	27,315,193		29,147,582.06							1,832,389.06	27,315,193		29,147,582.06
	GAA FY 2016	04/01/2016	Specific Budgets of National Government Agencies	1102101		6,652,447.06	27,315,193		33,967,640.06							6,652,447.06	27,315,193		33,967,640.06
	SAA No. 2016-02-0062	31/01/2016	Specific Budgets of National Government Agencies	1102101		125,000			125,000							125,000			125,000
	SAA No. 2016-03-0454	30/03/2016	Specific Budgets of National Government Agencies	1102101		360			360							360			360
	SAA No. 2016-03-0506	31/03/2016	Specific Budgets of National Government Agencies	1102101		323,127			323,127							323,127			323,127
	SAA No. 2016-03-0643	12/04/2016	Specific Budgets of National Government Agencies	1102101		236,945			236,945							236,945			236,945
	SAA No. 2016-04-0608	31/01/2018	Specific Budgets of National Government Agencies	1102101		17,528			17,528							17,528			17,528
	SAA No. 2016-06-0937	31/01/2018	Specific Budgets of National Government Agencies	1102101		1,343			1,343							1,343			1,343
	SAA No. 2016-08-1173	31/01/2018	Specific Budgets of National Government Agencies	1102101		35,975			35,975							35,975			35,975
	SAA No. 2016-10-1421	31/01/2018	Specific Budgets of National Government Agencies	1102101		3,132			3,132							3,132			3,132
	SAA No. 2016-12-1572	31/01/2018	Specific Budgets of National Government Agencies	1102101		1,532			1,532							1,532			1,532
	SARO-BMB-B-17-0000386	05/02/2017	Specific Budgets of National Government Agencies	1102101		-5,565,000			-5,565,000							-5,565,000			-5,565,000
	East Avenue Medical Center		Specific Budgets of National Government Agencies			3,987,208.97	10,243,200		14,230,408.97							3,987,208.97	10,243,200		14,230,408.97
	GAA FY 2016	02/01/2017	Specific Budgets of National Government Agencies	1102101		3,987,208.97	10,243,200		14,230,408.97							3,987,208.97	10,243,200		14,230,408.97
	Quirino Memorial Medical Center		Specific Budgets of National Government Agencies			1,011,170.12	26,037,700		27,048,870.12							1,011,170.12	26,037,700		27,048,870.12
	GAA 10651	01/01/2016	Specific Budgets of National Government Agencies	1102101		1,990.12	18,894,700		18,896,690.12							1,990.12	18,894,700		18,896,690.12
	SAA# 2016-03-0504	05/02/2018	Specific Budgets of National Government Agencies	1102101		300,000			300,000							300,000			300,000
	SAA# 2016-04-0618	05/02/2018	Specific Budgets of National Government Agencies	1102101		709,125			709,125							709,125			709,125
	SAA# 2016-06-0645	05/02/2018	Specific Budgets of National Government Agencies	1102101		55			55							55			55

FAR No. 1-B  
 LIST OF ALLOTMENTS AND SUB-ALLOTMENTS  
 As of the Quarter Ending December 31, 2017

Department: Department of Health (DOH)

Agency: Office of the Secretary

Operating Unit: All

Organization Code (UACS): 13001000000

Fund Cluster: 01 - Regular Agency Fund

Authorization: 02 - Continuing Appropriations

Report Status: SUBMITTED

No.	Allotments / Sub-Allotments		Funding Source		Allotments					Sub-Allotment to Regions/Operating Units					Total Allotments / Net of Sub-allotments				
	Number	Date	Description	UACS Code	PS	MOOE	CO	FINEX	Total	PS	MOOE	CO	FINEX	Total	PS	MOOE	CO	FINEX	Total
1	2	3	4	5	6	7	8	9	10=(6+7+8+9)	11	12	13	14	15=(11+12+13+14)	16	17	18	19	20=(16+17+18+19)
	SAA# 2016-06-0887	05/02/2018	Specific Budgets of National Government Agencies	1102101			7,143,000		7,143,000								7,143,000		7,143,000
	Tondo Medical Center		Specific Budgets of National Government Agencies			5,284,644.63	57,367,000		62,651,644.63							5,284,644.63	57,367,000		62,651,644.63
	GAA CY 2016	01/01/2017	Specific Budgets of National Government Agencies	1102101		5,284,644.63	57,367,000		62,651,644.63							5,284,644.63	57,367,000		62,651,644.63
	Jose Fabella Memorial Hospital		Specific Budgets of National Government Agencies			29,498,013.87	10,000,000		39,498,013.87							29,498,013.87	10,000,000		39,498,013.87
	GAA FY 2016	02/01/2016	Specific Budgets of National Government Agencies	1102101		29,498,013.87	10,000,000		39,498,013.87							29,498,013.87	10,000,000		39,498,013.87
	National Children's Hospital		Specific Budgets of National Government Agencies			2,780,601.40	64,864,000		67,644,601.40							2,780,601.40	64,864,000		67,644,601.40
	GAA 2016	01/01/2017	Specific Budgets of National Government Agencies	1102101		2,780,601.40	64,864,000		67,644,601.40							2,780,601.40	64,864,000		67,644,601.40
	National Center for Mental Health		Specific Budgets of National Government Agencies			12,900,995.53	649,507.43		13,550,502.96							12,900,995.53	649,507.43		13,550,502.96
	GAA CY 2016	11/01/2017	Specific Budgets of National Government Agencies	1102101		12,900,995.53	649,507.43		13,550,502.96							12,900,995.53	649,507.43		13,550,502.96
	Philippine Orthopedic Center		Specific Budgets of National Government Agencies			22,799,693.57			22,799,693.57							22,799,693.57			22,799,693.57
	GAA FY 2016	01/01/2016	Specific Budgets of National Government Agencies	1102101		21,441,072.16			21,441,072.16							21,441,072.16			21,441,072.16
	SAA No. 2016-04-0617	30/03/2016	Specific Budgets of National Government Agencies	1102101		400,000			400,000							400,000			400,000
	SAA No. 2016-04-0617	13/04/2016	Specific Budgets of National Government Agencies	1102101		304,706.41			304,706.41							304,706.41			304,706.41
	SAA No. 2016-11-1552	22/11/2016	Specific Budgets of National Government Agencies	1102101		653,915			653,915							653,915			653,915
	San Lazaro Hospital		Specific Budgets of National Government Agencies			48,572,174.80	147,529,000		196,101,174.80							48,572,174.80	147,529,000		196,101,174.80
	GAA CY 2016	01/01/2017	Specific Budgets of National Government Agencies	1102101		48,572,174.80	147,529,000		196,101,174.80							48,572,174.80	147,529,000		196,101,174.80
	Research Institute for Tropical Medicines		Specific Budgets of National Government Agencies			118,499,215.20	525,186,830		643,686,045.20							118,499,215.20	525,186,830		643,686,045.20
	GAA 2016	02/01/2017	Specific Budgets of National Government Agencies	1102101		118,499,215.20	525,186,830		643,686,045.20							118,499,215.20	525,186,830		643,686,045.20
	'Amang' Rodriguez Medical Center		Specific Budgets of National Government Agencies			1,688,935.51	2,071,008.56		3,759,944.07							1,688,935.51	2,071,008.56		3,759,944.07
	GAA FY 2017	12/01/2017	Specific Budgets of National Government Agencies	1102101			1,317,785.56		1,317,785.56								1,317,785.56		1,317,785.56
	SAA-2016-02-0230	29/02/2016	Specific Budgets of National Government Agencies	1102101			753,223		753,223								753,223		753,223
	SAA-2016-03-0497	31/03/2016	Specific Budgets of National Government Agencies	1102101		273,882.63			273,882.63							273,882.63			273,882.63
	SAA-2016-04-0589	08/04/2016	Specific Budgets of National Government Agencies	1102101		308,509.51			308,509.51							308,509.51			308,509.51
	SAA-2016-04-0609	13/04/2016	Specific Budgets of National Government Agencies	1102101		570,480.62			570,480.62							570,480.62			570,480.62
	SAA-2016-08-1174	16/08/2016	Specific Budgets of National Government Agencies	1102101		35,975			35,975							35,975			35,975
	SAA-2016-12-1567	02/12/2016	Specific Budgets of National Government Agencies	1102101		500,000			500,000							500,000			500,000
	SAA-2016-12-1606	12/12/2016	Specific Budgets of National Government Agencies	1102101		87.75			87.75							87.75			87.75
	Valenzuela General Hospital		Specific Budgets of National Government Agencies			1,737,517.48	146,451,319		148,188,836.48							1,737,517.48	146,451,319		148,188,836.48
	GAA FY 2016	01/01/2016	Specific Budgets of National Government Agencies	1102101		1,737,517.48	75,381,000		77,118,517.48							1,737,517.48	75,381,000		77,118,517.48
	SAA No 2016-06-0874	28/06/2016	Specific Budgets of National Government Agencies	1102101			70,000,000		70,000,000								70,000,000		70,000,000
	SAA No 2016-06-0888	29/06/2016	Specific Budgets of National Government Agencies	1102101			1,070,319		1,070,319								1,070,319		1,070,319
	Las Pinas General Hospital and Satellite Trauma Center		Specific Budgets of National Government Agencies			1,162,653.25	86,441,000		87,603,653.25							1,162,653.25	86,441,000		87,603,653.25
	GAA FY 2016	01/01/2017	Specific Budgets of National Government Agencies	1102101		1,162,653.25	86,441,000		87,603,653.25							1,162,653.25	86,441,000		87,603,653.25

FAR No. 1-B  
LIST OF ALLOTMENTS AND SUB-ALLOTMENTS  
As of the Quarter Ending December 31, 2017

Authorization: 02 - Continuing Appropriations  
Report Status: SUBMITTED

Department: Department of Health (DOH)  
Agency: Office of the Secretary  
Operating Unit: All  
Organization Code (UACS): 13001000000  
Fund Cluster: 01 - Regular Agency Fund

No.	Allotments / Sub-Allotments		Funding Source		Allotments					Sub-Allotment to Regions/Operating Units					Total Allotments / Net of Sub-allotments				
	Number	Date	Description	UACS Code	PS	MOOE	CO	FINEX	Total	PS	MOOE	CO	FINEX	Total	PS	MOOE	CO	FINEX	Total
									10=(6+7+8+9)					15=(11+12+13+14)					20=(16+17+18+19)
1	2	3	4	5	6	7	8	9	10	11	12	13	14	15	16	17	18	19	20
	San Lorenzo Ruiz Special Hospital to Women		Specific Budgets of National Government Agencies			1,115,543.40	27,603.44		1,143,146.84							1,115,543.40	27,603.44		1,143,146.84
	GAA FY 2016	01/01/2017	Specific Budgets of National Government Agencies	1102101		1,115,543.40	27,603.44		1,143,146.84							1,115,543.40	27,603.44		1,143,146.84
	Dr. Jose N. Rodriguez Memorial Hospital		Specific Budgets of National Government Agencies			3,683,140.20	231,488.66		3,914,628.86							3,683,140.20	231,488.66		3,914,628.86
	FY 2016, GAA RA 10717-CONAP	02/01/2017	Specific Budgets of National Government Agencies	1102101		3,683,140.20	231,488.66		3,914,628.86							3,683,140.20	231,488.66		3,914,628.86
	Bicutan Rehabilitation Center		Specific Budgets of National Government Agencies			4,352,013.90	20,280,000		24,632,013.90							4,352,013.90	20,280,000		24,632,013.90
	GAA FY 2016	01/01/2016	Specific Budgets of National Government Agencies	1102101		236,533.90	20,280,000		20,516,533.90							236,533.90	20,280,000		20,516,533.90
	SAA # 2016-07-1108	12/12/2016	Specific Budgets of National Government Agencies	1102101		4,115,480			4,115,480							4,115,480			4,115,480
	Cordillera Administrative Region (CAR) Cordillera Centers for Health Development		Specific Budgets of National Government Agencies			23,320,471.10	115,399,277.57		138,719,748.67							23,320,471.10	115,399,277.57		138,719,748.67
	GAA FY 2016	12/01/2017	Specific Budgets of National Government Agencies	1102101		16,897,398.70	71,325,480.82		88,222,879.52							16,897,398.70	71,325,480.82		88,222,879.52
	Baguio General Hospital and Medical Center		Specific Budgets of National Government Agencies			6,423,072.40	17,822,003.21		24,245,075.61							6,423,072.40	17,822,003.21		24,245,075.61
	FY 2016	02/01/2017	Specific Budgets of National Government Agencies	1102101		6,423,072.40	17,822,003.21		24,245,075.61							6,423,072.40	17,822,003.21		24,245,075.61
	Luis Hora Memorial Regional Hospital		Specific Budgets of National Government Agencies				23,318,942.49		23,318,942.49								23,318,942.49		23,318,942.49
	CY2016 RA 10717	02/01/2017	Specific Budgets of National Government Agencies	1102101			23,318,942.49		23,318,942.49								23,318,942.49		23,318,942.49
	Conner District Hospital		Specific Budgets of National Government Agencies				63,382.05		63,382.05								63,382.05		63,382.05
	GAA FY 2016	04/01/2016	Specific Budgets of National Government Agencies	1102101			63,382.05		63,382.05								63,382.05		63,382.05
	Far North Luzon General Hospital and Training Center		Specific Budgets of National Government Agencies				2,869,469		2,869,469								2,869,469		2,869,469
	GAA	31/01/2017	Specific Budgets of National Government Agencies	1102101			2,869,469		2,869,469								2,869,469		2,869,469
	Region XIII - CARAGA		Specific Budgets of National Government Agencies			63,891,602.58	77,220,410.67		141,112,013.25							63,891,602.58	77,220,410.67		141,112,013.25
	Caraga Centers for Health Development		Specific Budgets of National Government Agencies			56,536,974.27	27,127,598.89		83,664,573.16							56,536,974.27	27,127,598.89		83,664,573.16
	GAA FY 2016	04/01/2016	Specific Budgets of National Government Agencies	1102101		56,536,974.27	27,127,598.89		83,664,573.16							56,536,974.27	27,127,598.89		83,664,573.16
	Caraga Regional Hospital		Specific Budgets of National Government Agencies			360,794.92	1,653,505.35		2,014,300.27							360,794.92	1,653,505.35		2,014,300.27
	GAA 2016	31/01/2017	Specific Budgets of National Government Agencies	1102101		360,794.92	1,653,505.35		2,014,300.27							360,794.92	1,653,505.35		2,014,300.27
	Adela Serra Ty Memorial Medical Center		Specific Budgets of National Government Agencies			1,866,723.78	24,504,000		26,370,723.78							1,866,723.78	24,504,000		26,370,723.78
	GAA FY 2016	31/01/2017	Specific Budgets of National Government Agencies	1102101		1,866,723.78	24,504,000		26,370,723.78							1,866,723.78	24,504,000		26,370,723.78
	CARAGA Rehabilitation Center		Specific Budgets of National Government Agencies			5,127,109.61	23,935,306.43		29,062,416.04							5,127,109.61	23,935,306.43		29,062,416.04
	GAA FY 2016	02/01/2016	Specific Budgets of National Government Agencies	1102101		5,127,109.61	23,935,306.43		29,062,416.04							5,127,109.61	23,935,306.43		29,062,416.04
	Region IVB - MIMAROPA		Specific Budgets of National Government Agencies			19,252,135.72	64,311,141.23		83,563,276.95							19,252,135.72	64,311,141.23		83,563,276.95
	MIMAROPA Centers for Health Development		Specific Budgets of National Government Agencies			19,251,744.38	26,574,590.81		45,826,335.19							19,251,744.38	26,574,590.81		45,826,335.19
	MIMAROPA Centers for Health Development	31/12/2017	Specific Budgets of National Government Agencies	1102101		19,251,744.38	26,574,590.81		45,826,335.19							19,251,744.38	26,574,590.81		45,826,335.19
	Culion Sanitarium and General Hospital		Specific Budgets of National Government Agencies			391.34	29,667,792		29,668,183.34							391.34	29,667,792		29,668,183.34
	GAA 2016	01/01/2016	Specific Budgets of National Government Agencies	1102101		391.34	29,667,792		29,668,183.34							391.34	29,667,792		29,668,183.34
	Ospital ng Palawan		Specific Budgets of National Government Agencies				8,068,758.42		8,068,758.42								8,068,758.42		8,068,758.42

FAR No. 1-B  
 LIST OF ALLOTMENTS AND SUB-ALLOTMENTS  
 As of the Quarter Ending December 31, 2017

Department: Department of Health (DOH)

Agency: Office of the Secretary

Operating Unit: All

Organization Code (UACS): 130010000000

Fund Cluster: 01 - Regular Agency Fund

Authorization: 02 - Continuing Appropriations

Report Status: SUBMITTED

No.	Allotments / Sub-Allotments		Funding Source		Allotments					Sub-Allotment to Regions/Operating Units					Total Allotments / Net of Sub-allotments				
	Number	Date	Description	UACS Code	PS	MOOE	CO	FINEX	Total	PS	MOOE	CO	FINEX	Total	PS	MOOE	CO	FINEX	Total
1	2	3	4	5	6	7	8	9	10=(6+7+8+9)	11	12	13	14	15=(11+12+13+14)	16	17	18	19	20=(16+17+18+19)
	GAA FY 2016	04/01/2016	Specific Budgets of National Government Agencies	1102101			8,068,758.42		8,068,758.42								8,068,758.42		8,068,758.42
	Sub-total		Specific Budgets of National Government Agencies			3,364,222,328.68	7,919,216,339.06		11,283,438,667.74		-803,722,275.20	-683,297,199.05		-1,487,019,474.25		2,560,500,053.48	7,235,919,140.01		9,796,419,193.49
	B. Sub-allotments received from Central Office/Regional Office		Specific Budgets of National Government Agencies																
	Region I - Ilocos		Specific Budgets of National Government Agencies			34,127,722.41	19,607,000		53,734,722.41		-1,500,000			-1,500,000		32,627,722.41	19,607,000		52,234,722.41
	Ilocos Centers for Health Development		Specific Budgets of National Government Agencies			6,403,000	19,107,000		25,510,000		-1,500,000			-1,500,000		4,903,000	19,107,000		24,010,000
	SAA No. 2017-02-089	16/02/2017	Specific Budgets of National Government Agencies	1102101		500,000			500,000		-500,000			-500,000					500,000
	SAA No. 2017-03-166	17/03/2017	Specific Budgets of National Government Agencies	1102101			13,220,000		13,220,000								13,220,000		13,220,000
	SAA No. 2017-03-204	29/03/2017	Specific Budgets of National Government Agencies	1102101		128,000			128,000							128,000			128,000
	SAA No. 2017-04-220	17/04/2017	Specific Budgets of National Government Agencies	1102101		500,000			500,000							500,000			500,000
	SAA No. 2017-05-291	16/05/2017	Specific Budgets of National Government Agencies	1102101			5,887,000		5,887,000								5,887,000		5,887,000
	SAA No. 2017-05-300	18/05/2017	Specific Budgets of National Government Agencies	1102101		1,000,000			1,000,000		-1,000,000			-1,000,000					
	SAA No. 2017-05-328	24/06/2017	Specific Budgets of National Government Agencies	1102101		3,000,000			3,000,000							3,000,000			3,000,000
	SAA No. 2017-06-376	20/06/2017	Specific Budgets of National Government Agencies	1102101		275,000			275,000							275,000			275,000
	SAA No. 2017-08-435	04/08/2017	Specific Budgets of National Government Agencies	1102101		1,000,000			1,000,000							1,000,000			1,000,000
	Mariano Marcos Memorial Hospital and Medical Center		Specific Budgets of National Government Agencies			3,024,722.41	500,000		3,524,722.41							3,024,722.41	500,000		3,524,722.41
	SAA No. 17-01-013	21/01/2017	Specific Budgets of National Government Agencies	1102101		500,000			500,000							500,000			500,000
	SAA No. 17-02-0084	09/02/2017	Specific Budgets of National Government Agencies	1102101		297,323.50			297,323.50							297,323.50			297,323.50
	SAA No. 17-02-01	06/02/2017	Specific Budgets of National Government Agencies	1102101		62,500			62,500							62,500			62,500
	SAA No. 17-02-096	27/02/2017	Specific Budgets of National Government Agencies	1102101		1,819.50			1,819.50							1,819.50			1,819.50
	SAA No. 17-03-184	23/03/2017	Specific Budgets of National Government Agencies	1102101		434,500			434,500							434,500			434,500
	SAA No. 17-05-039	31/05/2017	Specific Budgets of National Government Agencies	1102101		200,000			200,000							200,000			200,000
	SAA No. 17-08-044	03/08/2017	Specific Budgets of National Government Agencies	1102101			500,000		500,000								500,000		500,000
	SAA No. 2017-05-256	04/05/2017	Specific Budgets of National Government Agencies	1102101		200,000			200,000							200,000			200,000
	SAA No. 2017-05-275	08/05/2017	Specific Budgets of National Government Agencies	1102101		301,500			301,500							301,500			301,500
	SAA No. 2017-07-423	26/07/2017	Specific Budgets of National Government Agencies	1102101		1,027,079.41			1,027,079.41							1,027,079.41			1,027,079.41
	Region I Medical Center		Specific Budgets of National Government Agencies			7,800,000			7,800,000							7,800,000			7,800,000
	SAA No. 17-01-015	31/01/2017	Specific Budgets of National Government Agencies	1102101		1,200,000			1,200,000							1,200,000			1,200,000
	SAA No. 17-05-038	31/05/2017	Specific Budgets of National Government Agencies	1102101		300,000			300,000							300,000			300,000
	SAA No. 17-07-420	20/07/2017	Specific Budgets of National Government Agencies	1102101		5,000,000			5,000,000							5,000,000			5,000,000
	SAA No. 17-07-430	31/07/2017	Specific Budgets of National Government Agencies	1102101		1,000,000			1,000,000							1,000,000			1,000,000
	SAA No. 17-04-010	17/04/2017	Specific Budgets of National Government Agencies	1102101		300,000			300,000							300,000			300,000
	Ilocos Training and Regional Medical Center		Specific Budgets of National Government Agencies			16,900,000			16,900,000							16,900,000			16,900,000
	SAA No. 17-04-011	04/04/2016	Specific Budgets of National Government Agencies	1102101		200,000			200,000							200,000			200,000

FAR No. 1-B  
LIST OF ALLOTMENTS AND SUB-ALLOTMENTS  
As of the Quarter Ending December 31, 2017

Department: Department of Health (DOH)

Agency: Office of the Secretary

Operating Unit: All

Organization Code (UACS): 13001000000

Fund Cluster: 01 - Regular Agency Fund

Authorization: 02 - Continuing Appropriations

Report Status: SUBMITTED

No.	Allotments / Sub-Allotments		Funding Source		Allotments					Sub-Allotment to Regions/Operating Units					Total Allotments / Net of Sub-allotments				
	Number	Date	Description	UACS Code	PS	MOOE	CO	FINEX	Total	PS	MOOE	CO	FINEX	Total	PS	MOOE	CO	FINEX	Total
1	2	3	4	5	6	7	8	9	10=(6+7+8+9)	11	12	13	14	15=(11+12+13+14)	16	17	18	19	20=(16+17+18+19)
	SAA No. 17-05-037	31/05/2017	Specific Budgets of National Government Agencies	1102101		500,000			500,000							500,000			500,000
	SAA No. 17-06-354	01/06/2017	Specific Budgets of National Government Agencies	1102101		10,000,000			10,000,000							10,000,000			10,000,000
	SAA No. 2017-01-014	31/01/2017	Specific Budgets of National Government Agencies	1102101		1,200,000			1,200,000							1,200,000			1,200,000
	SAA No. 2017-07-408	12/07/2017	Specific Budgets of National Government Agencies	1102101		5,000,000			5,000,000							5,000,000			5,000,000
	Region II - Cagayan Valley		Specific Budgets of National Government Agencies			5,466,775	11,150,000		16,616,775							5,466,775	11,150,000		16,616,775
	Cagayan Valley Centers for Health Development		Specific Budgets of National Government Agencies			1,525,000	11,150,000		12,675,000							1,525,000	11,150,000		12,675,000
	SAA No.2017-01-009	18/01/2017	Specific Budgets of National Government Agencies	1102101		200,000			200,000							200,000			200,000
	SAA No.2017-03-167	17/03/2017	Specific Budgets of National Government Agencies	1102101			11,150,000		11,150,000								11,150,000		11,150,000
	SAA No.2017-05-301	18/05/2017	Specific Budgets of National Government Agencies	1102101		1,000,000			1,000,000							1,000,000			1,000,000
	SAA No.2017-06-377	20/06/2017	Specific Budgets of National Government Agencies	1102101		325,000			325,000							325,000			325,000
	Cagayan Valley Medical Center		Specific Budgets of National Government Agencies			1,000,000			1,000,000							1,000,000			1,000,000
	SAA No. 2017-01-0016	31/01/2017	Specific Budgets of National Government Agencies	1102101		1,000,000			1,000,000							1,000,000			1,000,000
	Veterans General Hospital		Specific Budgets of National Government Agencies			1,100,500			1,100,500							1,100,500			1,100,500
	2017-01-018	31/01/2017	Specific Budgets of National Government Agencies	1102101		500,000			500,000							500,000			500,000
	2017-05-280	09/05/2017	Specific Budgets of National Government Agencies	1102101		100,500			100,500							100,500			100,500
	2017-09-448	22/09/2017	Specific Budgets of National Government Agencies	1102101		500,000			500,000							500,000			500,000
	Southern Isabela General Hospital		Specific Budgets of National Government Agencies			1,501,083			1,501,083							1,501,083			1,501,083
	2017-01-017	31/01/2017	Specific Budgets of National Government Agencies	1102101		1,000,000			1,000,000							1,000,000			1,000,000
	2017-02-098	27/02/2017	Specific Budgets of National Government Agencies	1102101		1,083			1,083							1,083			1,083
	2017-08-438	17/08/2017	Specific Budgets of National Government Agencies	1102101		500,000			500,000							500,000			500,000
	Batanes General Hospital		Specific Budgets of National Government Agencies			340,192			340,192							340,192			340,192
	2017-01-072	31/01/2017	Specific Budgets of National Government Agencies	1102101		200,000			200,000							200,000			200,000
	2017-02-097	27/02/2017	Specific Budgets of National Government Agencies	1102101		4,592			4,592							4,592			4,592
	2017-07-406	11/07/2017	Specific Budgets of National Government Agencies	1102101		30,000			30,000							30,000			30,000
	2017-09-447	13/09/2017	Specific Budgets of National Government Agencies	1102101		105,600			105,600							105,600			105,600
	Region III - Central Luzon		Specific Budgets of National Government Agencies			28,153,000	49,752,648		77,905,648							28,153,000	49,752,648		77,905,648
	Central Luzon Centers for Health Development		Specific Budgets of National Government Agencies			2,503,000	19,752,648		22,255,648							2,503,000	19,752,648		22,255,648
	SAA 2017-02-090	10/02/2017	Specific Budgets of National Government Agencies	1102101		500,000			500,000							500,000			500,000
	SAA 2017-03-168	17/03/2017	Specific Budgets of National Government Agencies	1102101			13,970,248		13,970,248								13,970,248		13,970,248
	SAA 2017-03-182	21/03/2017	Specific Budgets of National Government Agencies	1102101			4,057,600		4,057,600								4,057,600		4,057,600
	SAA 2017-03-196	29/03/2017	Specific Budgets of National Government Agencies	1102101		128,000			128,000							128,000			128,000
	SAA 2017-04-0221	17/04/2017	Specific Budgets of National Government Agencies	1102101		500,000			500,000							500,000			500,000
	SAA 2017-05-292	12/05/2017	Specific Budgets of National Government Agencies	1102101			1,724,800		1,724,800								1,724,800		1,724,800

FAR No. 1-B  
 LIST OF ALLOTMENTS AND SUB-ALLOTMENTS  
 As of the Quarter Ending December 31, 2017

Department: Department of Health (DOH)  
 Agency: Office of the Secretary  
 Operating Unit: All  
 Organization Code (UACS): 130010000000  
 Fund Cluster: 01 - Regular Agency Fund

Authorization: 02 - Continuing Appropriations  
 Report Status: SUBMITTED

No.	Allotments / Sub-Allotments		Funding Source		Allotments					Sub-Allotment to Regions/Operating Units					Total Allotments / Net of Sub-allotments				
	Number	Date	Description	UACS Code	PS	MOOE	CO	FINEX	Total	PS	MOOE	CO	FINEX	Total	PS	MOOE	CO	FINEX	Total
1	2	3	4	5	6	7	8	9	10=(6+7+8+9)	11	12	13	14	15=(11+12+13+14)	16	17	18	19	20=(16+17+18+19)
	SAA 2017-05-302	12/05/2017	Specific Budgets of National Government Agencies	1102101		1,000,000			1,000,000							1,000,000			1,000,000
	SAA 2017-06-378	20/06/2017	Specific Budgets of National Government Agencies	1102101		225,000			225,000							225,000			225,000
	SAA 2017-10-461	25/10/2017	Specific Budgets of National Government Agencies	1102101		150,000			150,000							150,000			150,000
	SAA-2017-07-426	31/07/2017	Specific Budgets of National Government Agencies	1102101		250,000			250,000							250,000			250,000
	SAA-2017-08-442	18/08/2017	Specific Budgets of National Government Agencies	1102101		-250,000			-250,000							-250,000			-250,000
	Dr. Paulino J. Garcia Memorial Research and Medical Center		Specific Budgets of National Government Agencies			3,500,000			3,500,000							3,500,000			3,500,000
	SAA NO. 2017-01-021	31/01/2017	Specific Budgets of National Government Agencies	1102101		1,500,000			1,500,000							1,500,000			1,500,000
	SAA NO. 2017-10-0011	20/10/2017	Specific Budgets of National Government Agencies	1102101		2,000,000			2,000,000							2,000,000			2,000,000
	Talavera Extension Hospital		Specific Budgets of National Government Agencies			5,300,000			5,300,000							5,300,000			5,300,000
	SAA No. 17-01-020	31/01/2017	Specific Budgets of National Government Agencies	1102101		300,000			300,000							300,000			300,000
	SAA No. 2017-06-352	01/06/2017	Specific Budgets of National Government Agencies	1102101		5,000,000			5,000,000							5,000,000			5,000,000
	Jose B. Lingad Memorial General Hospital		Specific Budgets of National Government Agencies			14,250,000			14,250,000							14,250,000			14,250,000
	SAA 2017-01-022	31/01/2017	Specific Budgets of National Government Agencies	1102101		1,500,000			1,500,000							1,500,000			1,500,000
	SAA 2017-03-153	10/03/2017	Specific Budgets of National Government Agencies	1102101		100,000			100,000							100,000			100,000
	SAA 2017-05-263	04/05/2017	Specific Budgets of National Government Agencies	1102101		150,000			150,000							150,000			150,000
	SAA 2017-07-417	19/07/2017	Specific Budgets of National Government Agencies	1102101		10,000,000			10,000,000							10,000,000			10,000,000
	SAA 2017-07-428	31/07/2017	Specific Budgets of National Government Agencies	1102101		1,000,000			1,000,000							1,000,000			1,000,000
	SAA 2017-10-0009	20/10/2017	Specific Budgets of National Government Agencies	1102101		1,500,000			1,500,000							1,500,000			1,500,000
	Mariveles Mental Hospital		Specific Budgets of National Government Agencies			500,000	30,000,000		30,500,000							500,000	30,000,000		30,500,000
	SAA NO. 2017-01-070	31/01/2017	Specific Budgets of National Government Agencies	1102101		500,000			500,000							500,000			500,000
	SAA NO. 2017-04-0235	20/04/2017	Specific Budgets of National Government Agencies	1102101			30,000,000		30,000,000								30,000,000		30,000,000
	Bataan Provincial Hospital		Specific Budgets of National Government Agencies			2,100,000			2,100,000							2,100,000			2,100,000
	SAA 2017-01-019	31/01/2017	Specific Budgets of National Government Agencies	1102101		500,000			500,000							500,000			500,000
	SAA 2017-05-262	04/05/2017	Specific Budgets of National Government Agencies	1102101		100,000			100,000							100,000			100,000
	SAA 2017-10-0013	20/10/2017	Specific Budgets of National Government Agencies	1102101		1,500,000			1,500,000							1,500,000			1,500,000
	Region IVA - CALABARZON		Specific Budgets of National Government Agencies			36,313,773.75	26,022,258.31		62,336,032.06							36,313,773.75	26,022,258.31		62,336,032.06
	Calabarzon Centers for Health Development		Specific Budgets of National Government Agencies			13,413,773.75	26,022,258.31		39,436,032.06							13,413,773.75	26,022,258.31		39,436,032.06
	SAA-2017-01-003	12/01/2017	Specific Budgets of National Government Agencies	1102101			10,000,000		10,000,000								10,000,000		10,000,000
	SAA-2017-03-169	17/03/2017	Specific Budgets of National Government Agencies	1102101			15,845,902		15,845,902								15,845,902		15,845,902
	SAA-2017-03-198	29/03/2017	Specific Budgets of National Government Agencies	1102101		256,000			256,000							256,000			256,000
	SAA-2017-04-212	06/04/2017	Specific Budgets of National Government Agencies	1102101			50,000		50,000								50,000		50,000
	SAA-2017-04-222	17/04/2017	Specific Budgets of National Government Agencies	1102101		500,000			500,000							500,000			500,000
	SAA-2017-05-269	05/05/2017	Specific Budgets of National Government Agencies	1102101		2,800,000			2,800,000							2,800,000			2,800,000

FAR No. 1-B  
**LIST OF ALLOTMENTS AND SUB-ALLOTMENTS**  
 As of the Quarter Ending December 31, 2017

Department: Department of Health (DOH)

Agency: Office of the Secretary

Operating Unit: All

Organization Code (UACS): 13001000000

Fund Cluster: 01 - Regular Agency Fund

Authorization: 02 - Continuing Appropriations

Report Status: SUBMITTED

No.	Allotments / Sub-Allotments		Funding Source		Allotments					Sub-Allotment to Regions/Operating Units					Total Allotments / Net of Sub-allotments				
	Number	Date	Description	UACS Code	PS	MOOE	CO	FINEX	Total	PS	MOOE	CO	FINEX	Total	PS	MOOE	CO	FINEX	Total
1	2	3	4	5	6	7	8	9	10=(6+7+8+9)	11	12	13	14	15=(11+12+13+14)	16	17	18	19	20=(16+17+18+19)
	SAA-2017-05-303	18/05/2017	Specific Budgets of National Government Agencies	1102101		1,000,000			1,000,000							1,000,000			1,000,000
	SAA-2017-05-326	22/05/2017	Specific Budgets of National Government Agencies	1102101		850,000			850,000							850,000			850,000
	SAA-2017-05-329	24/05/2017	Specific Budgets of National Government Agencies	1102101		3,000,000			3,000,000							3,000,000			3,000,000
	SAA-2017-06-368	13/06/2017	Specific Budgets of National Government Agencies	1102101		2,250,000			2,250,000							2,250,000			2,250,000
	SAA-2017-06-379	20/06/2017	Specific Budgets of National Government Agencies	1102101		404,775			404,775							404,775			404,775
	SAA-2017-06-401	30/06/2017	Specific Budgets of National Government Agencies	1102101		125,798.75			125,798.75							125,798.75			125,798.75
	SAA-2017-06-402	30/06/2017	Specific Budgets of National Government Agencies	1102101			126,356.31		126,356.31								126,356.31		126,356.31
	SAA-2017-09-451	26/09/2017	Specific Budgets of National Government Agencies	1102101		1,027,200			1,027,200							1,027,200			1,027,200
	SAA-2017-10-459	10/10/2017	Specific Budgets of National Government Agencies	1102101		1,200,000			1,200,000							1,200,000			1,200,000
	Batangas Medical Center		Specific Budgets of National Government Agencies			22,900,000			22,900,000							22,900,000			22,900,000
	SAA No. 2017-05-257	04/05/2017	Specific Budgets of National Government Agencies	1102101		500,000			500,000							500,000			500,000
	SAA No. 2017-06-349	01/06/2017	Specific Budgets of National Government Agencies	1102101		10,000,000			10,000,000							10,000,000			10,000,000
	SAA No. 2017-06-397	22/06/2017	Specific Budgets of National Government Agencies	1102101		3,000,000			3,000,000							3,000,000			3,000,000
	SAA No. 2017-07-421	26/07/2017	Specific Budgets of National Government Agencies	1102101		3,000,000			3,000,000							3,000,000			3,000,000
	SAA No. 2017-08-439	17/08/2017	Specific Budgets of National Government Agencies	1102101		300,000			300,000							300,000			300,000
	SAA-CO No. 2017-01-023	31/01/2017	Specific Budgets of National Government Agencies	1102101		1,500,000			1,500,000							1,500,000			1,500,000
	SAA-CO No. 2017-03-0127	03/03/2017	Specific Budgets of National Government Agencies	1102101		500,000			500,000							500,000			500,000
	SAA-CO No. 2017-03-151	10/03/2017	Specific Budgets of National Government Agencies	1102101		100,000			100,000							100,000			100,000
	SAA-CO No. 2017-03-0128	03/03/2017	Specific Budgets of National Government Agencies	1102101		4,000,000			4,000,000							4,000,000			4,000,000
	Tagaytay Rehabilitation Center		Specific Budgets of National Government Agencies																
	Conap 2016	12/01/2017	Specific Budgets of National Government Agencies	1102101															
	Region V - Bicol		Specific Budgets of National Government Agencies			62,263,630.39	27,431,221.41		89,694,851.80		-9,234,948.96			-9,234,948.96		53,028,681.43	27,431,221.41		80,459,902.84
	Bicol Centers for Health Development		Specific Budgets of National Government Agencies			29,801,457.32	27,431,221.41		57,232,678.73		-9,234,948.96			-9,234,948.96		20,566,508.36	27,431,221.41		47,997,729.77
	SAA NO. 2017-01-008	19/01/2017	Specific Budgets of National Government Agencies	1102101		20,000,000			20,000,000		-7,604,072.31			-7,604,072.31		12,395,927.69			12,395,927.69
	SAA NO. 2017-01-012	25/01/2017	Specific Budgets of National Government Agencies	1102101		621,379			621,379							621,379			621,379
	SAA NO. 2017-03-172	17/03/2017	Specific Budgets of National Government Agencies	1102101			10,580,000		10,580,000								10,580,000		10,580,000
	SAA NO. 2017-03-186	28/03/2017	Specific Budgets of National Government Agencies	1102101		3,726,000			3,726,000		-127,000			-127,000		3,599,000			3,599,000
	SAA NO. 2017-03-207	30/03/2017	Specific Budgets of National Government Agencies	1102101			1,950,383.41		1,950,383.41								1,950,383.41		1,950,383.41
	SAA NO. 2017-04-224	17/04/2017	Specific Budgets of National Government Agencies	1102101		500,000			500,000		-263,520.70			-263,520.70		236,479.30			236,479.30
	SAA NO. 2017-04-246	26/04/2017	Specific Budgets of National Government Agencies	1102101		200,000			200,000		-200,000			-200,000					
	SAA NO. 2017-05-293	18/05/2017	Specific Budgets of National Government Agencies	1102101			14,900,838		14,900,838								14,900,838		14,900,838
	SAA NO. 2017-05-305	18/05/2017	Specific Budgets of National Government Agencies	1102101		1,000,000			1,000,000		-565,355.95			-565,355.95		434,644.05			434,644.05
	SAA NO. 2017-05-331	24/05/2017	Specific Budgets of National Government Agencies	1102101		3,000,000			3,000,000							3,000,000			3,000,000



FAR No. 1-B  
LIST OF ALLOTMENTS AND SUB-ALLOTMENTS  
As of the Quarter Ending December 31, 2017

Department: Department of Health (DOH)

Agency: Office of the Secretary

Operating Unit: All

Organization Code (UACS): 130010000000

Fund Cluster: 01 - Regular Agency Fund

Authorization: 02 - Continuing Appropriations

Report Status: SUBMITTED

No.	Allotments / Sub-Allotments		Funding Source		Allotments					Sub-Allotment to Regions/Operating Units					Total Allotments / Net of Sub-allotments				
	Number	Date	Description	UACS Code	PS	MOOE	CO	FINEX	Total 10=(6+7+8+9)	PS	MOOE	CO	FINEX	Total 15=(11+12+13+14)	PS	MOOE	CO	FINEX	Total 20=(16+17+18+19)
1	2	3	4	5	6	7	8	9	10	11	12	13	14	15	16	17	18	19	20
	SAA NO. 2017-06-381	20/06/2017	Specific Budgets of National Government Agencies	1102101		325,000			325,000		-325,000			-325,000					
	SAA NO. 2017-08-437	09/08/2017	Specific Budgets of National Government Agencies	1102101		279,078.32			279,078.32							279,078.32			279,078.32
	SAA NO. 2017-10-460	25/10/2017	Specific Budgets of National Government Agencies	1102101		150,000			150,000		-150,000			-150,000					
	Bicol Medical Center		Specific Budgets of National Government Agencies			14,600,000			14,600,000							14,600,000			14,600,000
	SAA No. 2017-01-028	29/01/2017	Specific Budgets of National Government Agencies	1102101		1,500,000			1,500,000							1,500,000			1,500,000
	SAA No. 2017-04-007	31/03/2017	Specific Budgets of National Government Agencies	1102101		5,000,000			5,000,000							5,000,000			5,000,000
	SAA No. 2017-04-009	28/04/2017	Specific Budgets of National Government Agencies	1102101		200,000			200,000							200,000			200,000
	SAA No. 2017-04-242	25/04/2017	Specific Budgets of National Government Agencies	1102101		7,700,000			7,700,000							7,700,000			7,700,000
	SAA No. 2017-05-0258	03/05/2017	Specific Budgets of National Government Agencies	1102101		200,000			200,000							200,000			200,000
	Bicol Regional Training & Teaching Hospital		Specific Budgets of National Government Agencies			9,437,173.07			9,437,173.07							9,437,173.07			9,437,173.07
	SAA-2017-01-026	31/01/2017	Specific Budgets of National Government Agencies	1102101		1,100,000			1,100,000							1,100,000			1,100,000
	SAA-2017-02-086	10/02/2017	Specific Budgets of National Government Agencies	1102101		1,195,000			1,195,000							1,195,000			1,195,000
	SAA-2017-02-102	27/02/2017	Specific Budgets of National Government Agencies	1102101		7,717.70			7,717.70							7,717.70			7,717.70
	SAA-2017-04-010	28/04/2017	Specific Budgets of National Government Agencies	1102101		100,000			100,000							100,000			100,000
	SAA-2017-06-393	22/06/2017	Specific Budgets of National Government Agencies	1102101		3,000,000			3,000,000							3,000,000			3,000,000
	SAA-2017-08-015	09/08/2017	Specific Budgets of National Government Agencies	1102101		400,000			400,000							400,000			400,000
	SAA-2017-12-022	14/12/2017	Specific Budgets of National Government Agencies	1102101		3,634,455.37			3,634,455.37							3,634,455.37			3,634,455.37
	Bicol Sanitarium		Specific Budgets of National Government Agencies			3,700,000			3,700,000							3,700,000			3,700,000
	SAA#2017-01-027	31/01/2017	Specific Budgets of National Government Agencies	1102101		1,100,000			1,100,000							1,100,000			1,100,000
	SAA#2017-03-117	02/03/2017	Specific Budgets of National Government Agencies	1102101		500,000			500,000							500,000			500,000
	SAA#2017-04-011 FROM CHD V	28/04/2017	Specific Budgets of National Government Agencies	1102101		1,100,000			1,100,000							1,100,000			1,100,000
	SAA#2017-05-322	19/05/2017	Specific Budgets of National Government Agencies	1102101		1,000,000			1,000,000							1,000,000			1,000,000
	Camarines Sur Rehabilitation Center		Specific Budgets of National Government Agencies			3,150,000			3,150,000							3,150,000			3,150,000
	SAA No. 2017-02-001	08/02/2017	Specific Budgets of National Government Agencies	1102101		150,000			150,000							150,000			150,000
	SAA No. 2017-04-243	25/04/2017	Specific Budgets of National Government Agencies	1102101		3,000,000			3,000,000							3,000,000			3,000,000
	Malinao, Albay Rehabilitation Center		Specific Budgets of National Government Agencies			1,575,000			1,575,000							1,575,000			1,575,000
	2017-04-244	25/04/2017	Specific Budgets of National Government Agencies	1102101		1,575,000			1,575,000							1,575,000			1,575,000
	Region VI - Western Visayas		Specific Budgets of National Government Agencies			66,692,740.60		19,657,543	86,350,283.60							66,692,740.60		19,657,543	86,350,283.60
	Western Visayas Centers for Health Development		Specific Budgets of National Government Agencies			8,503,000		19,657,543	28,160,543							8,503,000		19,657,543	28,160,543
	2017-02-083	07/02/2017	Specific Budgets of National Government Agencies	1102101		4,000,000			4,000,000							4,000,000			4,000,000
	2017-03-173	11/03/2017	Specific Budgets of National Government Agencies	1102101				11,889,000	11,889,000									11,889,000	11,889,000
	2017-03-199	29/03/2017	Specific Budgets of National Government Agencies	1102101		128,000			128,000							128,000			128,000
	SAA 2017-10-455	04/10/2017	Specific Budgets of National Government Agencies	1102101				-1,621,671	-1,621,671									-1,621,671	-1,621,671

FAR No. 1-B  
**LIST OF ALLOTMENTS AND SUB-ALLOTMENTS**  
 As of the Quarter Ending December 31, 2017

Department: Department of Health (DOH)  
 Agency: Office of the Secretary  
 Operating Unit: All  
 Organization Code (UACS): 130010000000  
 Fund Cluster: 01 - Regular Agency Fund

Authorization: 02 - Continuing Appropriations  
 Report Status: SUBMITTED

No.	Allotments / Sub-Allotments		Funding Source		Allotments					Sub-Allotment to Regions/Operating Units					Total Allotments / Net of Sub-allotments				
	Number	Date	Description	UACS Code	PS	MOOE	CO	FINEX	Total	PS	MOOE	CO	FINEX	Total	PS	MOOE	CO	FINEX	Total
1	2	3	4	5	6	7	8	9	10=(6+7+8+9)	11	12	13	14	15=(11+12+13+14)	16	17	18	19	20=(16+17+18+19)
	SAA 2017-12-467	21/12/2017	Specific Budgets of National Government Agencies	1102101			6,146,872		6,146,872								6,146,872		6,146,872
	SAA 2017-5-284	15/05/2017	Specific Budgets of National Government Agencies	1102101			3,243,342		3,243,342								3,243,342		3,243,342
	SAA 2017-5-306	18/05/2017	Specific Budgets of National Government Agencies	1102101		1,000,000			1,000,000							1,000,000			1,000,000
	SAA 2017-5-332	24/05/2017	Specific Budgets of National Government Agencies	1102101		3,000,000			3,000,000							3,000,000			3,000,000
	SAA 2017-6-364	07/06/2017	Specific Budgets of National Government Agencies	1102101		50,000			50,000							50,000			50,000
	SAA 2017-6-382	20/06/2017	Specific Budgets of National Government Agencies	1102101		325,000			325,000							325,000			325,000
	Western Visayas Medical Center		Specific Budgets of National Government Agencies			26,253,296.80			26,253,296.80							26,253,296.80			26,253,296.80
	SAA#2017-01-031	31/01/2017	Specific Budgets of National Government Agencies	1102101		1,500,000			1,500,000							1,500,000			1,500,000
	SAA#2017-02-109	27/02/2017	Specific Budgets of National Government Agencies	1102101		8,296.80			8,296.80							8,296.80			8,296.80
	SAA#2017-03-122	03/03/2017	Specific Budgets of National Government Agencies	1102101		4,000,000			4,000,000							4,000,000			4,000,000
	SAA#2017-06-375	19/06/2017	Specific Budgets of National Government Agencies	1102101		5,000,000			5,000,000							5,000,000			5,000,000
	SAA#2017-06-395	22/06/2017	Specific Budgets of National Government Agencies	1102101		3,000,000			3,000,000							3,000,000			3,000,000
	SAA#2017-07-433	31/07/2017	Specific Budgets of National Government Agencies	1102101		12,745,000			12,745,000							12,745,000			12,745,000
	Corazon Locsin-Montelibano Memorial Regional Hospital		Specific Budgets of National Government Agencies			24,214,663			24,214,663							24,214,663			24,214,663
	SAA No. 2017-01-032	31/01/2017	Specific Budgets of National Government Agencies	1102101		1,500,000			1,500,000							1,500,000			1,500,000
	SAA No. 2017-02-108	27/02/2017	Specific Budgets of National Government Agencies	1102101		14,663			14,663							14,663			14,663
	SAA No. 2017-03-155	10/03/2017	Specific Budgets of National Government Agencies	1102101		100,000			100,000							100,000			100,000
	SAA No. 2017-04-215	12/04/2017	Specific Budgets of National Government Agencies	1102101		2,500,000			2,500,000							2,500,000			2,500,000
	SAA No. 2017-05-254	04/05/2017	Specific Budgets of National Government Agencies	1102101		100,000			100,000							100,000			100,000
	SAA No. 2017-07-415	14/07/2017	Specific Budgets of National Government Agencies	1102101		10,000,000			10,000,000							10,000,000			10,000,000
	SAA No. 2017-07-418	19/07/2017	Specific Budgets of National Government Agencies	1102101		10,000,000			10,000,000							10,000,000			10,000,000
	Western Visayas Sanitarium		Specific Budgets of National Government Agencies			2,108,296.80			2,108,296.80							2,108,296.80			2,108,296.80
	2017-01-030	31/01/2001	Specific Budgets of National Government Agencies	1102101		1,000,000			1,000,000							1,000,000			1,000,000
	2017-02-110	27/02/2001	Specific Budgets of National Government Agencies	1102101		8,296.80			8,296.80							8,296.80			8,296.80
	2017-03-150	10/03/2001	Specific Budgets of National Government Agencies	1102101		100,000			100,000							100,000			100,000
	2017-05-325	19/05/2001	Specific Budgets of National Government Agencies	1102101		1,000,000			1,000,000							1,000,000			1,000,000
	Don Jose S. Monfort Medical Center Extension Hospital		Specific Budgets of National Government Agencies			5,463,484			5,463,484							5,463,484			5,463,484
	SAA No. 2017-01-029	13/07/2017	Specific Budgets of National Government Agencies	1102101		200,000			200,000							200,000			200,000
	SAA No. 2017-02-094	24/02/2017	Specific Budgets of National Government Agencies	1102101		250,000			250,000							250,000			250,000
	SAA No. 2017-02-111	27/02/2017	Specific Budgets of National Government Agencies	1102101		13,484			13,484							13,484			13,484
	SAA No. 2017-06-348	01/06/2017	Specific Budgets of National Government Agencies	1102101		5,000,000			5,000,000							5,000,000			5,000,000
	Pototan, Iloilo Rehabilitation Center		Specific Budgets of National Government Agencies			150,000			150,000							150,000			150,000
	SAA 2017-1	06/02/2017	Specific Budgets of National Government Agencies	1102101		150,000			150,000							150,000			150,000

FAR No. 1-B  
 LIST OF ALLOTMENTS AND SUB-ALLOTMENTS  
 As of the Quarter Ending December 31, 2017

Department: Department of Health (DOH)  
 Agency: Office of the Secretary  
 Operating Unit: All  
 Organization Code (UACS): 13001000000

Authorization: 02 - Continuing Appropriations  
 Report Status: SUBMITTED

Fund Cluster: 01 - Regular Agency Fund

No.	Allotments / Sub-Allotments		Funding Source		Allotments					Sub-Allotment to Regions/Operating Units					Total Allotments / Net of Sub-allotments				
	Number	Date	Description	UACS Code	PS	MOOE	CO	FINEX	Total	PS	MOOE	CO	FINEX	Total	PS	MOOE	CO	FINEX	Total
1	2	3	4	5	6	7	8	9	10=(6+7+8+9)	11	12	13	14	15=(11+12+13+14)	16	17	18	19	20=(16+17+18+19)
	Region VII - Central Visayas		Specific Budgets of National Government Agencies			60,301,219.47	76,132,810		136,434,029.47		-534,071			-534,071		59,767,148.47	76,132,810		135,899,958.47
	Central Visayas Centers for Health Development		Specific Budgets of National Government Agencies			7,193,000	40,888,478		48,081,478		-534,071			-534,071		6,658,929	40,888,478		47,547,407
	SAA CONAP No. 2017-03-0191	29/03/2017	Specific Budgets of National Government Agencies	1102101		1,200,000			1,200,000							1,200,000			1,200,000
	SAA CONAP No. 2017-03-0200	29/03/2017	Specific Budgets of National Government Agencies	1102101		768,000			768,000							768,000			768,000
	SAA CONAP No. 2017-03-163	17/03/2017	Specific Budgets of National Government Agencies	1102101		2,800,000			2,800,000							2,800,000			2,800,000
	SAA CONAP No. 2017-03-174	17/03/2017	Specific Budgets of National Government Agencies	1102101			18,575,600		18,575,600								18,575,600		18,575,600
	SAA CONAP No. 2017-03-183	22/03/2017	Specific Budgets of National Government Agencies	1102101		150,000			150,000							150,000			150,000
	SAA CONAP No. 2017-04-0225	17/04/2017	Specific Budgets of National Government Agencies	1102101		500,000			500,000							500,000			500,000
	SAA CONAP No. 2017-04-0239	21/04/2017	Specific Budgets of National Government Agencies	1102101		350,000			350,000							350,000			350,000
	SAA CONAP No. 2017-05-0250	02/05/2017	Specific Budgets of National Government Agencies	1102101			15,000,000		15,000,000								15,000,000		15,000,000
	SAA CONAP No. 2017-05-0294	16/05/2017	Specific Budgets of National Government Agencies	1102101			13,459,750		13,459,750								13,459,750		13,459,750
	SAA CONAP No. 2017-05-0307	18/05/2017	Specific Budgets of National Government Agencies	1102101		1,000,000			1,000,000							1,000,000			1,000,000
	SAA CONAP No. 2017-06-0383	20/06/2017	Specific Budgets of National Government Agencies	1102101		425,000			425,000							425,000			425,000
	SAA No. 2017-08-010	17/08/2017	Specific Budgets of National Government Agencies	1102101							-127,831			-127,831		-127,831			-127,831
	SAA No. 2017-08-011	17/08/2017	Specific Budgets of National Government Agencies	1102101							-156,240			-156,240		-156,240			-156,240
	SAA No. 2017-10-013	10/10/2017	Specific Budgets of National Government Agencies	1102101							-250,000			-250,000		-250,000			-250,000
	SAA No. 2017-12-0466	21/12/2017	Specific Budgets of National Government Agencies	1102101			-6,146,872		-6,146,872								-6,146,872		-6,146,872
	Vicente Sotto, Sr. Memorial Medical Center		Specific Budgets of National Government Agencies			2,053,240	17,622,166		19,675,406							2,053,240	17,622,166		19,675,406
	SAA NO. 2017-01-035	31/01/2017	Specific Budgets of National Government Agencies	1102101		1,500,000			1,500,000							1,500,000			1,500,000
	SAA NO. 2017-03-144	06/03/2017	Specific Budgets of National Government Agencies	1102101		297,000			297,000							297,000			297,000
	SAA NO. 2017-04-234	19/04/2017	Specific Budgets of National Government Agencies	1102101			17,622,166		17,622,166								17,622,166		17,622,166
	SAA NO. 2017-07-409	12/07/2017	Specific Budgets of National Government Agencies	1102101		100,000			100,000							100,000			100,000
	SAA NO. 2017-08-011	17/08/2017	Specific Budgets of National Government Agencies	1102101		156,240			156,240							156,240			156,240
	Governor Celestino Gallares Memorial Hospital		Specific Budgets of National Government Agencies			16,777,831	17,622,166		34,399,997							16,777,831	17,622,166		34,399,997
	SAA NO. 2017-01-034	31/01/2017	Specific Budgets of National Government Agencies	1102101		1,000,000			1,000,000							1,000,000			1,000,000
	SAA NO. 2017-05-251	02/05/2017	Specific Budgets of National Government Agencies	1102101			17,622,166		17,622,166								17,622,166		17,622,166
	SAA NO. 2017-06-0344	01/06/2017	Specific Budgets of National Government Agencies	1102101		10,000,000			10,000,000							10,000,000			10,000,000
	SAA NO. 2017-07-010	17/08/2017	Specific Budgets of National Government Agencies	1102101		127,831			127,831							127,831			127,831
	SAA NO. 2017-07-414	13/07/2017	Specific Budgets of National Government Agencies	1102101		5,000,000			5,000,000							5,000,000			5,000,000
	SAA NO. 2017-07-419	19/07/2017	Specific Budgets of National Government Agencies	1102101		40,000,000			40,000,000							40,000,000			40,000,000
	SAA NO. 2017-08-440	17/08/2017	Specific Budgets of National Government Agencies	1102101		400,000			400,000							400,000			400,000
	SAA NO. 2017-08-444	18/08/2017	Specific Budgets of National Government Agencies	1102101		-40,000,000			-40,000,000							-40,000,000			-40,000,000
	SAA NO. 2017-10-0013	10/10/2017	Specific Budgets of National Government Agencies	1102101		250,000			250,000							250,000			250,000

FAR No. 1-B  
 LIST OF ALLOTMENTS AND SUB-ALLOTMENTS  
 As of the Quarter Ending December 31, 2017

Authorization: 02 - Continuing Appropriations  
 Report Status: SUBMITTED

Department: Department of Health (DOH)  
 Agency: Office of the Secretary  
 Operating Unit: All  
 Organization Code (UACS): 13001000000  
 Fund Cluster: 01 - Regular Agency Fund

No.	Allotments / Sub-Allotments		Funding Source		Allotments					Sub-Allotment to Regions/Operating Units					Total Allotments / Net of Sub-allotments				
	Number	Date	Description	UACS Code	PS	MOOE	CO	FINEX	Total 10=(6+7+8+9)	PS	MOOE	CO	FINEX	Total 15=(11+12+13+14)	PS	MOOE	CO	FINEX	Total 20=(16+17+18+19)
1	St. Anthony Mother and Child Hospital		Specific Budgets of National Government Agencies			5,207,683			5,207,683							5,207,683			5,207,683
	SAA NO. 2017-01-0036	31/01/2017	Specific Budgets of National Government Agencies	1102101		200,000			200,000							200,000			200,000
	SAA NO. 2017-02-0106	27/02/2017	Specific Budgets of National Government Agencies	1102101		7,683			7,683							7,683			7,683
	SAA NO. 2017-06-0350	01/06/2017	Specific Budgets of National Government Agencies	1102101		5,000,000			5,000,000							5,000,000			5,000,000
	Eversley Child Sanitarium		Specific Budgets of National Government Agencies			12,761,298			12,761,298							12,761,298			12,761,298
	SAA NO. 2017-01-037	31/01/2017	Specific Budgets of National Government Agencies	1102101		1,000,000			1,000,000							1,000,000			1,000,000
	SAA NO. 2017-02-107	27/02/2017	Specific Budgets of National Government Agencies	1102101		11,298			11,298							11,298			11,298
	SAA NO. 2017-05-274	08/05/2017	Specific Budgets of National Government Agencies	1102101		1,000,000			1,000,000							1,000,000			1,000,000
	SAA NO. 2017-05-320	18/05/2017	Specific Budgets of National Government Agencies	1102101		750,000			750,000							750,000			750,000
	SAA NO. 2017-06-351	01/06/2017	Specific Budgets of National Government Agencies	1102101		5,000,000			5,000,000							5,000,000			5,000,000
	SAA NO. 2017-07-416	18/07/2017	Specific Budgets of National Government Agencies	1102101		5,000,000			5,000,000							5,000,000			5,000,000
	Talisay District Hospital		Specific Budgets of National Government Agencies			5,208,247			5,208,247							5,208,247			5,208,247
	SAA 2017-01-038	30/01/2017	Specific Budgets of National Government Agencies	1102101		200,000			200,000							200,000			200,000
	SAA 2017-02-103	27/02/2017	Specific Budgets of National Government Agencies	1102101		8,247			8,247							8,247			8,247
	SAA 2017-07-424	25/07/2017	Specific Budgets of National Government Agencies	1102101		5,000,000			5,000,000							5,000,000			5,000,000
	Don Emilio del Valle Memorial Hospital		Specific Budgets of National Government Agencies			11,099,920.47			11,099,920.47							11,099,920.47			11,099,920.47
	SAA NO. 2017-01-033	31/01/2017	Specific Budgets of National Government Agencies	1102101		200,000			200,000							200,000			200,000
	SAA NO. 2017-02-105	27/02/2017	Specific Budgets of National Government Agencies	1102101		12,945.20			12,945.20							12,945.20			12,945.20
	SAA NO. 2017-06-0468	01/06/2017	Specific Budgets of National Government Agencies	1102101		5,000,000			5,000,000							5,000,000			5,000,000
	SAA NO. 2017-08-439	08/08/2017	Specific Budgets of National Government Agencies	1102101		5,536,975.27			5,536,975.27							5,536,975.27			5,536,975.27
	SAA NO. 2017-09-453	26/09/2017	Specific Budgets of National Government Agencies	1102101		350,000			350,000							350,000			350,000
	Cebu City Rehabilitation Center		Specific Budgets of National Government Agencies																
	Cebu City Rehabilitation Center	01/01/2000	Specific Budgets of National Government Agencies																
	Region VIII - Eastern Visayas		Specific Budgets of National Government Agencies			12,965,358.35	8,490,000		21,455,358.35							12,965,358.35	8,490,000		21,455,358.35
	Eastern Visayas Centers for Health Development		Specific Budgets of National Government Agencies			9,358,000	8,490,000		17,848,000							9,358,000	8,490,000		17,848,000
	2017-03-175	17/03/2017	Specific Budgets of National Government Agencies	1102101			8,490,000		8,490,000								8,490,000		8,490,000
	2017-03-187	28/03/2017	Specific Budgets of National Government Agencies	1102101		4,405,000			4,405,000							4,405,000			4,405,000
	2017-03-205	29/03/2017	Specific Budgets of National Government Agencies	1102101		128,000			128,000							128,000			128,000
	2017-04-226	17/04/2017	Specific Budgets of National Government Agencies	1102101		500,000			500,000							500,000			500,000
	2017-05-308	18/05/2017	Specific Budgets of National Government Agencies	1102101		1,000,000			1,000,000							1,000,000			1,000,000
	2017-05-333	24/05/2017	Specific Budgets of National Government Agencies	1102101		3,000,000			3,000,000							3,000,000			3,000,000
	2017-06-384	20/06/2017	Specific Budgets of National Government Agencies	1102101		325,000			325,000							325,000			325,000
	Eastern Visayas Regl Medical Center		Specific Budgets of National Government Agencies			1,600,000			1,600,000							1,600,000			1,600,000

FAR No. 1-B  
 LIST OF ALLOTMENTS AND SUB-ALLOTMENTS  
 As of the Quarter Ending December 31, 2017

Department: Department of Health (DOH)

Agency: Office of the Secretary

Operating Unit: All

Organization Code (UACS): 130010000000

Fund Cluster: 01 - Regular Agency Fund

Authorization: 02 - Continuing Appropriations

Report Status: SUBMITTED

No.	Allotments / Sub-Allotments		Funding Source		Allotments					Sub-Allotment to Regions/Operating Units					Total Allotments / Net of Sub-allotments				
	Number	Date	Description	UACS Code	PS	MOOE	CO	FINEX	Total	PS	MOOE	CO	FINEX	Total	PS	MOOE	CO	FINEX	Total
1	2	3	4	5	6	7	8	9	10=(6+7+8+9)	11	12	13	14	15=(11+12+13+14)	16	17	18	19	20=(16+17+18+19)
	SAA No.2017-01-131	31/01/2017	Specific Budgets of National Government Agencies	1102101		1,500,000			1,500,000							1,500,000			1,500,000
	SAA No.2017-03-149	10/03/2017	Specific Budgets of National Government Agencies	1102101		100,000			100,000							100,000			100,000
	Schistosomiasis Hospital		Specific Budgets of National Government Agencies			2,007,358.35			2,007,358.35							2,007,358.35			2,007,358.35
	SAA No.2017-01-039	31/01/2017	Specific Budgets of National Government Agencies	1102101		1,000,000			1,000,000							1,000,000			1,000,000
	SAA No.2017-02-104	27/02/2017	Specific Budgets of National Government Agencies	1102101		7,358.35			7,358.35							7,358.35			7,358.35
	SAA No.2017-06-002	30/06/2017	Specific Budgets of National Government Agencies	1102101		250,000			250,000							250,000			250,000
	SAA No.2017-06-0366	09/06/2017	Specific Budgets of National Government Agencies	1102101		750,000			750,000							750,000			750,000
	Region IX - Zamboanga Peninsula		Specific Budgets of National Government Agencies			31,870,703.89	41,907,330.33		73,778,034.22							31,870,703.89	41,907,330.33		73,778,034.22
	Zamboanga Peninsula Centers for Health Development		Specific Budgets of National Government Agencies			2,998,300.59	11,907,330.33		14,905,630.92							2,998,300.59	11,907,330.33		14,905,630.92
	SAA No. 2017-02-0081	01/02/2017	Specific Budgets of National Government Agencies	1102101		670,300.59			670,300.59							670,300.59			670,300.59
	SAA No. 2017-03-0201	29/03/2017	Specific Budgets of National Government Agencies	1102101		128,000			128,000							128,000			128,000
	SAA No. 2017-03-158	13/03/2017	Specific Budgets of National Government Agencies	1102101			7,107,330.33		7,107,330.33								7,107,330.33		7,107,330.33
	SAA No. 2017-03-176	17/03/2017	Specific Budgets of National Government Agencies	1102101			4,800,000		4,800,000								4,800,000		4,800,000
	SAA No. 2017-04-227	17/04/2017	Specific Budgets of National Government Agencies	1102101		500,000			500,000							500,000			500,000
	SAA No. 2017-05-309	18/05/2017	Specific Budgets of National Government Agencies	1102101		1,000,000			1,000,000							1,000,000			1,000,000
	SAA No. 2017-06-385	20/06/2017	Specific Budgets of National Government Agencies	1102101		325,000			325,000							325,000			325,000
	SAA No.2017-10-457	10/10/2017	Specific Budgets of National Government Agencies	1102101		375,000			375,000							375,000			375,000
	Zamboanga City Medical Center		Specific Budgets of National Government Agencies			9,950,000			9,950,000							9,950,000			9,950,000
	2017-06-396	22/06/2017	Specific Budgets of National Government Agencies	1102101		3,000,000			3,000,000							3,000,000			3,000,000
	SAA No. 2017-01-045 TBCP	31/01/2017	Specific Budgets of National Government Agencies	1102101		1,500,000			1,500,000							1,500,000			1,500,000
	SAA No. 2017-03-147 EOHP	10/03/2017	Specific Budgets of National Government Agencies	1102101		100,000			100,000							100,000			100,000
	SAA No. 2017-07-407 MHCAP	12/07/2017	Specific Budgets of National Government Agencies	1102101		5,000,000			5,000,000							5,000,000			5,000,000
	SAA No. 2017-08-441 HEMB	17/08/2017	Specific Budgets of National Government Agencies	1102101		350,000			350,000							350,000			350,000
	Mindanao Central Sanitarium		Specific Budgets of National Government Agencies			2,750,000			2,750,000							2,750,000			2,750,000
	SAA-2017-01-047	31/01/2017	Specific Budgets of National Government Agencies	1102101		1,000,000			1,000,000							1,000,000			1,000,000
	SAA-2017-03-119	02/03/2017	Specific Budgets of National Government Agencies	1102101		750,000			750,000							750,000			750,000
	SAA-2017-05-323	18/05/2017	Specific Budgets of National Government Agencies	1102101		1,000,000			1,000,000							1,000,000			1,000,000
	Sulu Sanitarium		Specific Budgets of National Government Agencies			2,369,122.30			2,369,122.30							2,369,122.30			2,369,122.30
	SAA NO. 2017-01-042	31/01/2017	Specific Budgets of National Government Agencies	1102101		500,000			500,000							500,000			500,000
	SAA NO. 2017-02-113	27/02/2017	Specific Budgets of National Government Agencies	1102101		9,122.30			9,122.30							9,122.30			9,122.30
	SAA NO. 2017-03-120	02/03/2017	Specific Budgets of National Government Agencies	1102101		500,000			500,000							500,000			500,000
	SAA NO. 2017-05-324	18/05/2017	Specific Budgets of National Government Agencies	1102101		1,000,000			1,000,000							1,000,000			1,000,000
	SAA NO. 2017-09-454	29/09/2017	Specific Budgets of National Government Agencies	1102101		360,000			360,000							360,000			360,000

FAR No. 1-B  
**LIST OF ALLOTMENTS AND SUB-ALLOTMENTS**  
 As of the Quarter Ending December 31, 2017

Department: Department of Health (DOH)

Authorization: 02 - Continuing Appropriations

Agency: Office of the Secretary

Report Status: SUBMITTED

Operating Unit: All

Organization Code (UACS): 130010000000

Fund Cluster: 01 - Regular Agency Fund

No.	Allotments / Sub-Allotments		Funding Source		Allotments					Sub-Allotment to Regions/Operating Units					Total Allotments / Net of Sub-allotments				
	Number	Date	Description	UACS Code	PS	MOOE	CO	FINEX	Total	PS	MOOE	CO	FINEX	Total	PS	MOOE	CO	FINEX	Total
1	2	3	4	5	6	7	8	9	10=(6+7+8+9)	11	12	13	14	15=(11+12+13+14)	16	17	18	19	20=(16+17+18+19)
	Labuan Public Hospital		Specific Budgets of National Government Agencies			600,000			600,000							600,000			600,000
	2017-01-046	31/01/2017	Specific Budgets of National Government Agencies	1102101		200,000			200,000							200,000			200,000
	2017-05-279	09/05/2017	Specific Budgets of National Government Agencies	1102101		400,000			400,000							400,000			400,000
	Basilan Provincial Hospital		Specific Budgets of National Government Agencies			200,000			200,000							200,000			200,000
	2017-01-041	31/01/2017	Specific Budgets of National Government Agencies	1102101		200,000			200,000							200,000			200,000
	Dr. Jose Rizal Memorial Hospital		Specific Budgets of National Government Agencies			10,503,281			10,503,281							10,503,281			10,503,281
	SAA # 2017-01-043	31/01/2017	Specific Budgets of National Government Agencies	1102101		500,000			500,000							500,000			500,000
	SAA # 2017-02-112	27/02/2017	Specific Budgets of National Government Agencies	1102101		3,281			3,281							3,281			3,281
	SAA # 2017-03-123	03/03/2017	Specific Budgets of National Government Agencies	1102101		10,000,000			10,000,000							10,000,000			10,000,000
	Margosatubig Regional Hospital		Specific Budgets of National Government Agencies			2,500,000	30,000,000		32,500,000							2,500,000	30,000,000		32,500,000
	SAA No. 2017-01-044	31/01/2017	Specific Budgets of National Government Agencies	1102101		500,000			500,000							500,000			500,000
	SAA No. 2017-04-213	06/04/2017	Specific Budgets of National Government Agencies	1102101		1,000,000			1,000,000							1,000,000			1,000,000
	SAA No. 2017-04-241	25/04/2017	Specific Budgets of National Government Agencies	1102101			30,000,000		30,000,000								30,000,000		30,000,000
	SAA No. 2017-07-404	03/07/2017	Specific Budgets of National Government Agencies	1102101		1,000,000			1,000,000							1,000,000			1,000,000
	Region X - Northern Mindanao		Specific Budgets of National Government Agencies			27,846,500	58,628,500		86,475,000							27,846,500	58,628,500		86,475,000
	Northern Mindanao Centers for Health Development		Specific Budgets of National Government Agencies			12,379,000	58,628,500		71,007,500							12,379,000	58,628,500		71,007,500
	SAA 17-03-0146	09/03/2017	Specific Budgets of National Government Agencies	1102101		200,000			200,000							200,000			200,000
	SAA 17-03-0177	17/03/2017	Specific Budgets of National Government Agencies	1102101			9,690,000		9,690,000								9,690,000		9,690,000
	SAA 17-03-0202	29/03/2017	Specific Budgets of National Government Agencies	1102101		128,000			128,000							128,000			128,000
	SAA 17-03-192	29/03/2017	Specific Budgets of National Government Agencies	1102101		1,200,000			1,200,000							1,200,000			1,200,000
	SAA 17-04-228	17/04/2017	Specific Budgets of National Government Agencies	1102101		500,000			500,000							500,000			500,000
	SAA 17-04-240	21/04/2017	Specific Budgets of National Government Agencies	1102101		350,000			350,000							350,000			350,000
	SAA 17-05-288	15/05/2017	Specific Budgets of National Government Agencies	1102101			20,000,000		20,000,000								20,000,000		20,000,000
	SAA 17-05-295	16/05/2017	Specific Budgets of National Government Agencies	1102101			28,938,500		28,938,500								28,938,500		28,938,500
	SAA 17-05-310	18/05/2017	Specific Budgets of National Government Agencies	1102101		1,000,000			1,000,000							1,000,000			1,000,000
	SAA 17-05-335	25/05/2017	Specific Budgets of National Government Agencies	1102101		3,000,000			3,000,000							3,000,000			3,000,000
	SAA 17-05-336	31/05/2017	Specific Budgets of National Government Agencies	1102101		5,000,000			5,000,000							5,000,000			5,000,000
	SAA 17-06-386	20/06/2017	Specific Budgets of National Government Agencies	1102101		325,000			325,000							325,000			325,000
	SAA 17-07-412	12/07/2017	Specific Budgets of National Government Agencies	1102101		100,000			100,000							100,000			100,000
	SAA 17-10-458	10/10/2017	Specific Budgets of National Government Agencies	1102101		576,000			576,000							576,000			576,000
	Northern Mindanao Medical Center		Specific Budgets of National Government Agencies			1,600,000			1,600,000							1,600,000			1,600,000
	2017-01-049	01/07/2019	Specific Budgets of National Government Agencies	1102101		1,500,000			1,500,000							1,500,000			1,500,000
	SAA 2017-03-148	10/03/2017	Specific Budgets of National Government Agencies	1102101		100,000			100,000							100,000			100,000

FAR No. 1-B  
 LIST OF ALLOTMENTS AND SUB-ALLOTMENTS  
 As of the Quarter Ending December 31, 2017

Department: Department of Health (DOH)  
 Agency: Office of the Secretary  
 Operating Unit: All  
 Organization Code (UACS): 130010000000  
 Fund Cluster: 01 - Regular Agency Fund

Authorization: 02 - Continuing Appropriations  
 Report Status: SUBMITTED

No.	Allotments / Sub-Allotments		Funding Source		Allotments					Sub-Allotment to Regions/Operating Units					Total Allotments / Net of Sub-allotments				
	Number	Date	Description	UACS Code	PS	MOOE	CO	FINEX	Total	PS	MOOE	CO	FINEX	Total	PS	MOOE	CO	FINEX	Total
1	2	3	4	5	6	7	8	9	10=(6+7+8+9)	11	12	13	14	15=(11+12+13+14)	16	17	18	19	20=(16+17+18+19)
	Mayor Hilario Ramiro, Sr. Regional Training and Teaching Hospital		Specific Budgets of National Government Agencies			6,000,000			6,000,000							6,000,000			6,000,000
	2017-01-048	31/01/2017	Specific Budgets of National Government Agencies	1102101		1,000,000			1,000,000							1,000,000			1,000,000
	2017-07-403	03/07/2017	Specific Budgets of National Government Agencies	1102101		5,000,000			5,000,000							5,000,000			5,000,000
	Amai Pakpak Medical Center		Specific Budgets of National Government Agencies			7,867,500			7,867,500							7,867,500			7,867,500
	2017-01-050	31/01/2017	Specific Budgets of National Government Agencies	1102101		500,000			500,000							500,000			500,000
	2017-03-143	03/03/2017	Specific Budgets of National Government Agencies	1102101		3,000,000			3,000,000							3,000,000			3,000,000
	2017-05-0337	31/05/2017	Specific Budgets of National Government Agencies	1102101		2,000,000			2,000,000							2,000,000			2,000,000
	2017-06-374	16/06/2017	Specific Budgets of National Government Agencies	1102101		2,367,500			2,367,500							2,367,500			2,367,500
	Region XI - Davao		Specific Budgets of National Government Agencies			82,819,106	58,346,166		141,165,272							82,819,106	58,346,166		141,165,272
	Davao Region Centers for Health Development		Specific Budgets of National Government Agencies			72,619,106	40,724,000		113,343,106							72,619,106	40,724,000		113,343,106
	SAA NO. 2017-03-164	17/03/2017	Specific Budgets of National Government Agencies	1102101		3,200,000			3,200,000							3,200,000			3,200,000
	SAA NO. 2017-03-178	17/03/2017	Specific Budgets of National Government Agencies	1102101			7,130,000		7,130,000								7,130,000		7,130,000
	SAA NO. 2017-03-188	28/03/2017	Specific Budgets of National Government Agencies	1102101		64,738,106			64,738,106							64,738,106			64,738,106
	SAA NO. 2017-03-193	29/03/2017	Specific Budgets of National Government Agencies	1102101		1,200,000			1,200,000							1,200,000			1,200,000
	SAA NO. 2017-03-203	29/03/2017	Specific Budgets of National Government Agencies	1102101		256,000			256,000							256,000			256,000
	SAA NO. 2017-04-210	05/04/2017	Specific Budgets of National Government Agencies	1102101			1,600,000		1,600,000								1,600,000		1,600,000
	SAA NO. 2017-04-247	26/04/2017	Specific Budgets of National Government Agencies	1102101		200,000			200,000							200,000			200,000
	SAA NO. 2017-05-296	26/05/2017	Specific Budgets of National Government Agencies	1102101			1,994,000		1,994,000								1,994,000		1,994,000
	SAA NO. 2017-05-311	19/05/2017	Specific Budgets of National Government Agencies	1102101		1,000,000			1,000,000							1,000,000			1,000,000
	SAA NO. 2017-05-340	31/05/2017	Specific Budgets of National Government Agencies	1102101			30,000,000		30,000,000								30,000,000		30,000,000
	SAA NO. 2017-06-387	20/06/2017	Specific Budgets of National Government Agencies	1102101		325,000			325,000							325,000			325,000
	SAA NO. 2017-08-434	01/08/2017	Specific Budgets of National Government Agencies	1102101		1,700,000			1,700,000							1,700,000			1,700,000
	Southern Philippines Medical Center		Specific Budgets of National Government Agencies			5,450,000	17,622,166		23,072,166							5,450,000	17,622,166		23,072,166
	SAA NO. 2017-01-051	31/01/2017	Specific Budgets of National Government Agencies	1102101		1,500,000			1,500,000							1,500,000			1,500,000
	SAA NO. 2017-03-125	03/03/2017	Specific Budgets of National Government Agencies	1102101		1,000,000			1,000,000							1,000,000			1,000,000
	SAA NO. 2017-04-217	12/04/2017	Specific Budgets of National Government Agencies	1102101		2,000,000			2,000,000							2,000,000			2,000,000
	SAA NO. 2017-04-233	19/04/2017	Specific Budgets of National Government Agencies	1102101			17,622,166		17,622,166								17,622,166		17,622,166
	SAA NO. 2017-05-259	04/05/2017	Specific Budgets of National Government Agencies	1102101		200,000			200,000							200,000			200,000
	SAA NO. ROXI 2017-09-004	01/09/2017	Specific Budgets of National Government Agencies	1102101		750,000			750,000							750,000			750,000
	Davao Regional Hospital		Specific Budgets of National Government Agencies			4,750,000			4,750,000							4,750,000			4,750,000
	2017-01-052	31/01/2017	Specific Budgets of National Government Agencies	1102101		1,000,000			1,000,000							1,000,000			1,000,000
	2017-03-124	03/03/2017	Specific Budgets of National Government Agencies	1102101		2,000,000			2,000,000							2,000,000			2,000,000

FAR No. 1-B  
**LIST OF ALLOTMENTS AND SUB-ALLOTMENTS**  
 As of the Quarter Ending December 31, 2017

Department: Department of Health (DOH)  
 Agency: Office of the Secretary  
 Operating Unit: All  
 Organization Code (UACS): 130010000000  
 Fund Cluster: 01 - Regular Agency Fund

Authorization: 02 - Continuing Appropriations  
 Report Status: SUBMITTED

No.	Allotments / Sub-Allotments		Funding Source		Allotments					Sub-Allotment to Regions/Operating Units					Total Allotments / Net of Sub-allotments				
	Number	Date	Description	UACS Code	PS	MOOE	CO	FINEX	Total	PS	MOOE	CO	FINEX	Total	PS	MOOE	CO	FINEX	Total
1	2	3	4	5	6	7	8	9	10=(6+7+8+9)	11	12	13	14	15=(11+12+13+14)	16	17	18	19	20=(16+17+18+19)
	2017-03-126	03/03/2017	Specific Budgets of National Government Agencies	1102101		1,000,000			1,000,000							1,000,000			1,000,000
	SAA ROXI-2017-09-005	01/09/2017	Specific Budgets of National Government Agencies	1102101		750,000			750,000							750,000			750,000
	Region XII - SOCCSKSARGEN		Specific Budgets of National Government Agencies			43,796,422.14	46,093,900		89,890,322.14							43,796,422.14	46,093,900		89,890,322.14
	Soccksargen Centers for Health Development		Specific Budgets of National Government Agencies			16,341,500	31,093,900		47,435,400							16,341,500	31,093,900		47,435,400
	2017-03-179	17/03/2017	Specific Budgets of National Government Agencies	1102101			7,493,900		7,493,900								7,493,900		7,493,900
	2017-03-189	28/03/2017	Specific Budgets of National Government Agencies	1102101		12,808,500			12,808,500							12,808,500			12,808,500
	2017-03-194	29/03/2017	Specific Budgets of National Government Agencies	1102101		1,200,000			1,200,000							1,200,000			1,200,000
	2017-03-206	29/03/2017	Specific Budgets of National Government Agencies	1102101		128,000			128,000							128,000			128,000
	2017-04-229	17/04/2017	Specific Budgets of National Government Agencies	1102101		500,000			500,000							500,000			500,000
	2017-05-289	15/05/2017	Specific Budgets of National Government Agencies	1102101			10,000,000		10,000,000								10,000,000		10,000,000
	2017-05-297	16/05/2017	Specific Budgets of National Government Agencies	1102101			13,600,000		13,600,000								13,600,000		13,600,000
	2017-05-312	19/05/2017	Specific Budgets of National Government Agencies	1102101		1,000,000			1,000,000							1,000,000			1,000,000
	2017-06-388	20/06/2017	Specific Budgets of National Government Agencies	1102101		325,000			325,000							325,000			325,000
	2017-10-456	10/10/2017	Specific Budgets of National Government Agencies	1102101		380,000			380,000							380,000			380,000
	Cotabato Regional and Medical Center		Specific Budgets of National Government Agencies			20,694,737.14	15,000,000		35,694,737.14							20,694,737.14	15,000,000		35,694,737.14
	SAA# 2017-01-054	31/01/2017	Specific Budgets of National Government Agencies	1102101		1,000,000			1,000,000							1,000,000			1,000,000
	SAA# 2017-02-116	27/02/2017	Specific Budgets of National Government Agencies	1102101		9,749			9,749							9,749			9,749
	SAA# 2017-03-157	13/03/2017	Specific Budgets of National Government Agencies	1102101		1,984,988.14			1,984,988.14							1,984,988.14			1,984,988.14
	SAA# 2017-05-260	04/05/2017	Specific Budgets of National Government Agencies	1102101		200,000			200,000							200,000			200,000
	SAA# 2017-06-345	01/06/2017	Specific Budgets of National Government Agencies	1102101		17,500,000			17,500,000							17,500,000			17,500,000
	SAA# 2017-06-373	15/06/2017	Specific Budgets of National Government Agencies	1102101			15,000,000		15,000,000								15,000,000		15,000,000
	Cotabato Sanitarium		Specific Budgets of National Government Agencies			6,760,185			6,760,185							6,760,185			6,760,185
	SAA No. 2017-01-053	31/01/2017	Specific Budgets of National Government Agencies	1102101		1,000,000			1,000,000							1,000,000			1,000,000
	SAA No. 2017-02-115	27/02/2017	Specific Budgets of National Government Agencies	1102101		10,185			10,185							10,185			10,185
	SAA No. 2017-05-319	18/05/2017	Specific Budgets of National Government Agencies	1102101		750,000			750,000							750,000			750,000
	SAA No. 2017-07-0422	26/07/2017	Specific Budgets of National Government Agencies	1102101		5,000,000			5,000,000							5,000,000			5,000,000
	National Capital Region (NCR)		Specific Budgets of National Government Agencies			232,253,081.29	94,852,350		327,105,431.29							232,253,081.29	94,852,350		327,105,431.29
	Metro Manila Centers for Health Development		Specific Budgets of National Government Agencies			6,187,943.75	94,852,350		101,040,293.75							6,187,943.75	94,852,350		101,040,293.75
	2017-01-002	12/01/2017	Specific Budgets of National Government Agencies	1102101			58,000,000		58,000,000								58,000,000		58,000,000
	2017-03-171	17/03/2017	Specific Budgets of National Government Agencies	1102101			5,352,350		5,352,350								5,352,350		5,352,350
	2017-03-195	29/03/2017	Specific Budgets of National Government Agencies	1102101		3,968,000			3,968,000							3,968,000			3,968,000
	2017-04-232	17/04/2017	Specific Budgets of National Government Agencies	1102101		500,000			500,000							500,000			500,000
	2017-04-237	21/04/2017	Specific Budgets of National Government Agencies	1102101		450,000			450,000							450,000			450,000



FAR No. 1-B  
**LIST OF ALLOTMENTS AND SUB-ALLOTMENTS**  
 As of the Quarter Ending December 31, 2017

Department: Department of Health (DOH)  
 Agency: Office of the Secretary  
 Operating Unit: All  
 Organization Code (UACS): 13001000000  
 Fund Cluster: 01 - Regular Agency Fund

Authorization: 02 - Continuing Appropriations  
 Report Status: SUBMITTED

No.	Allotments / Sub-Allotments		Funding Source		Allotments					Sub-Allotment to Regions/Operating Units					Total Allotments / Net of Sub-allotments				
	Number	Date	Description	UACS Code	PS	MOOE	CO	FINEX	Total	PS	MOOE	CO	FINEX	Total	PS	MOOE	CO	FINEX	Total
1	2	3	4	5	6	7	8	9	10=(6+7+8+9)	11	12	13	14	15=(11+12+13+14)	16	17	18	19	20=(16+17+18+19)
	2017-05-315	18/05/2017	Specific Budgets of National Government Agencies	1102101		1,000,000			1,000,000							1,000,000			1,000,000
	2017-05-334	24/05/2017	Specific Budgets of National Government Agencies	1102101			10,000,000		10,000,000								10,000,000		10,000,000
	2017-05-339	31/05/2017	Specific Budgets of National Government Agencies	1102101			21,500,000		21,500,000								21,500,000		21,500,000
	2017-06-391	20/06/2017	Specific Budgets of National Government Agencies	1102101		269,943.75			269,943.75							269,943.75			269,943.75
	Jose R. Reyes Memorial Medical Center		Specific Budgets of National Government Agencies			26,170,438.27			26,170,438.27							26,170,438.27			26,170,438.27
	SAA 17-01-007	18/01/2017	Specific Budgets of National Government Agencies	1102101		50,000			50,000							50,000			50,000
	SAA 17-01-057	31/01/2017	Specific Budgets of National Government Agencies	1102101		1,000,000			1,000,000							1,000,000			1,000,000
	SAA 17-03-130	03/03/2017	Specific Budgets of National Government Agencies	1102101		1,000,000			1,000,000							1,000,000			1,000,000
	SAA 17-06-359	02/06/2017	Specific Budgets of National Government Agencies	1102101		5,000,000			5,000,000							5,000,000			5,000,000
	SAA 17-06-365	09/06/2017	Specific Budgets of National Government Agencies	1102101		12,925,294.37			12,925,294.37							12,925,294.37			12,925,294.37
	SAA 17-07-413	13/07/2017	Specific Budgets of National Government Agencies	1102101		5,645,143.90			5,645,143.90							5,645,143.90			5,645,143.90
	SAA 17-07-429	31/07/2017	Specific Budgets of National Government Agencies	1102101		50,000			50,000							50,000			50,000
	SAA 17-07-432	31/07/2017	Specific Budgets of National Government Agencies	1102101		10,000,000			10,000,000							10,000,000			10,000,000
	SAA 17-07-445	18/08/2017	Specific Budgets of National Government Agencies	1102101		-10,000,000			-10,000,000							-10,000,000			-10,000,000
	SAA 17-11-463	23/11/2017	Specific Budgets of National Government Agencies	1102101		500,000			500,000							500,000			500,000
	Rizal Medical Center		Specific Budgets of National Government Agencies			11,700,000			11,700,000							11,700,000			11,700,000
	SAA No. 2017-01-069	31/01/2017	Specific Budgets of National Government Agencies	1102101		1,000,000			1,000,000							1,000,000			1,000,000
	SAA No. 2017-03-152	10/03/2017	Specific Budgets of National Government Agencies	1102101		100,000			100,000							100,000			100,000
	SAA No. 2017-05-264	03/10/2017	Specific Budgets of National Government Agencies	1102101		100,000			100,000							100,000			100,000
	SAA No. 2017-05-317	18/05/2017	Specific Budgets of National Government Agencies	1102101		500,000			500,000							500,000			500,000
	SAA No. 2017-06-353	01/06/2017	Specific Budgets of National Government Agencies	1102101		10,000,000			10,000,000							10,000,000			10,000,000
	East Avenue Medical Center		Specific Budgets of National Government Agencies			38,406,770.18			38,406,770.18							38,406,770.18			38,406,770.18
	SAA No. 2017-01-006	16/01/2017	Specific Budgets of National Government Agencies	1102101		100,000			100,000							100,000			100,000
	SAA No. 2017-01-062	31/01/2017	Specific Budgets of National Government Agencies	1102101		1,000,000			1,000,000							1,000,000			1,000,000
	SAA No. 2017-02-080	01/02/2017	Specific Budgets of National Government Agencies	1102101		6,056,770.18			6,056,770.18							6,056,770.18			6,056,770.18
	SAA No. 2017-02-092	22/02/2017	Specific Budgets of National Government Agencies	1102101		2,500,000			2,500,000							2,500,000			2,500,000
	SAA No. 2017-03-139	03/03/2017	Specific Budgets of National Government Agencies	1102101		250,000			250,000							250,000			250,000
	SAA No. 2017-03-140	03/03/2017	Specific Budgets of National Government Agencies	1102101		500,000			500,000							500,000			500,000
	SAA No. 2017-03-141	03/03/2017	Specific Budgets of National Government Agencies	1102101		2,500,000			2,500,000							2,500,000			2,500,000
	SAA No. 2017-05-316	16/05/2017	Specific Budgets of National Government Agencies	1102101		500,000			500,000							500,000			500,000
	SAA No. 2017-05-338	16/05/2017	Specific Budgets of National Government Agencies	1102101		10,000,000			10,000,000							10,000,000			10,000,000
	SAA No. 2017-06-355	02/06/2017	Specific Budgets of National Government Agencies	1102101		15,000,000			15,000,000							15,000,000			15,000,000
	Quirino Memorial Medical Center		Specific Budgets of National Government Agencies			11,400,000			11,400,000							11,400,000			11,400,000

FAR No. 1-B  
**LIST OF ALLOTMENTS AND SUB-ALLOTMENTS**  
 As of the Quarter Ending December 31, 2017

Department: Department of Health (DOH)  
 Agency: Office of the Secretary  
 Operating Unit: All  
 Organization Code (UACS): 130010000000  
 Fund Cluster: 01 - Regular Agency Fund

Authorization: 02 - Continuing Appropriations  
 Report Status: SUBMITTED

No.	Allotments / Sub-Allotments		Funding Source		Allotments					Sub-Allotment to Regions/Operating Units					Total Allotments / Net of Sub-allotments				
	Number	Date	Description	UACS Code	PS	MOOE	CO	FINEX	Total	PS	MOOE	CO	FINEX	Total	PS	MOOE	CO	FINEX	Total
1	2	3	4	5	6	7	8	9	10=(6+7+8+9)	11	12	13	14	15=(11+12+13+14)	16	17	18	19	20=(16+17+18+19)
	SAA# 2017-01-005/267	16/01/2017	Specific Budgets of National Government Agencies	1102101		400,000			400,000							400,000			400,000
	SAA# 2017-01-063	31/01/2017	Specific Budgets of National Government Agencies	1102101		1,000,000			1,000,000							1,000,000			1,000,000
	SAA# 2017-06-356	15/06/2017	Specific Budgets of National Government Agencies	1102101		10,000,000			10,000,000							10,000,000			10,000,000
	Tondo Medical Center		Specific Budgets of National Government Agencies			1,700,000			1,700,000							1,700,000			1,700,000
	SAA 2017-01-058	31/01/2017	Specific Budgets of National Government Agencies	1102101		1,000,000			1,000,000							1,000,000			1,000,000
	SAA 2017-09-452	26/09/2017	Specific Budgets of National Government Agencies	1102101		700,000			700,000							700,000			700,000
	Jose Fabella Memorial Hospital		Specific Budgets of National Government Agencies			11,240,000			11,240,000							11,240,000			11,240,000
	SAA No 2017-01-055	31/01/2017	Specific Budgets of National Government Agencies	1102101		1,000,000			1,000,000							1,000,000			1,000,000
	SAA No. 2017-03-162	15/03/2017	Specific Budgets of National Government Agencies	1102101		240,000			240,000							240,000			240,000
	SAA No. 2017-06-347	01/06/2017	Specific Budgets of National Government Agencies	1102101		10,000,000			10,000,000							10,000,000			10,000,000
	National Children's Hospital		Specific Budgets of National Government Agencies			6,950,000			6,950,000							6,950,000			6,950,000
	2017-03-134	03/03/2017	Specific Budgets of National Government Agencies	1102101		300,000			300,000							300,000			300,000
	2017-03-135	03/03/2017	Specific Budgets of National Government Agencies	1102101		500,000			500,000							500,000			500,000
	SAA# 2017-01-061	31/01/2017	Specific Budgets of National Government Agencies	1102101		1,000,000			1,000,000							1,000,000			1,000,000
	SAA# 2017-05-266	04/05/2017	Specific Budgets of National Government Agencies	1102101		150,000			150,000							150,000			150,000
	SAA# 2017-06-357	02/06/2017	Specific Budgets of National Government Agencies	1102101		5,000,000			5,000,000							5,000,000			5,000,000
	National Center for Mental Health		Specific Budgets of National Government Agencies			7,950,000			7,950,000							7,950,000			7,950,000
	2017-01-010	24/01/2017	Specific Budgets of National Government Agencies	1102101		3,000,000			3,000,000							3,000,000			3,000,000
	2017-01-065	31/01/2017	Specific Budgets of National Government Agencies	1102101		1,000,000			1,000,000							1,000,000			1,000,000
	2017-03-132	03/03/2017	Specific Budgets of National Government Agencies	1102101		100,000			100,000							100,000			100,000
	2017-03-133	03/03/2017	Specific Budgets of National Government Agencies	1102101		500,000			500,000							500,000			500,000
	2017-03-160	15/03/2017	Specific Budgets of National Government Agencies	1102101		300,000			300,000							300,000			300,000
	2017-05-273	05/05/2017	Specific Budgets of National Government Agencies	1102101		3,000,000			3,000,000							3,000,000			3,000,000
	2017-07-431	31/07/2017	Specific Budgets of National Government Agencies	1102101		50,000			50,000							50,000			50,000
	Philippine Orthopedic Center		Specific Budgets of National Government Agencies			4,550,000			4,550,000							4,550,000			4,550,000
	SAA No. 2017-01-060	31/01/2017	Specific Budgets of National Government Agencies	1102101		1,000,000			1,000,000							1,000,000			1,000,000
	SAA No. 2017-03-0161	15/03/2017	Specific Budgets of National Government Agencies	1102101		300,000			300,000							300,000			300,000
	SAA No. 2017-03-136	03/03/2017	Specific Budgets of National Government Agencies	1102101		500,000			500,000							500,000			500,000
	SAA No. 2017-03-137	03/03/2017	Specific Budgets of National Government Agencies	1102101		250,000			250,000							250,000			250,000
	SAA No. 2017-03-138	03/03/2017	Specific Budgets of National Government Agencies	1102101		2,500,000			2,500,000							2,500,000			2,500,000
	San Lazaro Hospital		Specific Budgets of National Government Agencies			8,300,000			8,300,000							8,300,000			8,300,000
	2017-01-056	31/01/2017	Specific Budgets of National Government Agencies	1102101		1,000,000			1,000,000							1,000,000			1,000,000
	2017-02-079	01/02/2017	Specific Budgets of National Government Agencies	1102101		500,000			500,000							500,000			500,000

FAR No. 1-B  
 LIST OF ALLOTMENTS AND SUB-ALLOTMENTS  
 As of the Quarter Ending December 31, 2017

Department: Department of Health (DOH)  
 Agency: Office of the Secretary  
 Operating Unit: All  
 Organization Code (UACS): 13001000000  
 Fund Cluster: 01 - Regular Agency Fund

Authorization: 02 - Continuing Appropriations  
 Report Status: SUBMITTED

No.	Allotments / Sub-Allotments		Funding Source		Allotments					Sub-Allotment to Regions/Operating Units					Total Allotments / Net of Sub-allotments				
	Number	Date	Description	UACS Code	PS	MOOE	CO	FINEX	Total	PS	MOOE	CO	FINEX	Total	PS	MOOE	CO	FINEX	Total
1	2	3	4	5	6	7	8	9	10=(6+7+8+9)	11	12	13	14	15=(11+12+13+14)	16	17	18	19	20=(16+17+18+19)
	2017-03-131	03/03/2017	Specific Budgets of National Government Agencies	1102101		1,500,000			1,500,000							1,500,000			1,500,000
	2017-03-159	15/03/2017	Specific Budgets of National Government Agencies	1102101		300,000			300,000							300,000			300,000
	2017-06-358	02/06/2017	Specific Budgets of National Government Agencies	1102101		5,000,000			5,000,000							5,000,000			5,000,000
	Research Institute for Tropical Medicines		Specific Budgets of National Government Agencies			73,085,000			73,085,000							73,085,000			73,085,000
	2017-03-189-A	29/03/2017	Specific Budgets of National Government Agencies	1102101		1,485,000			1,485,000							1,485,000			1,485,000
	2017-04-209	05/04/2017	Specific Budgets of National Government Agencies	1102101		1,000,000			1,000,000							1,000,000			1,000,000
	2017-04-216	12/04/2017	Specific Budgets of National Government Agencies	1102101		2,000,000			2,000,000							2,000,000			2,000,000
	2017-05-276	09/05/2017	Specific Budgets of National Government Agencies	1102101		20,000,000			20,000,000							20,000,000			20,000,000
	2017-05-282	11/03/2017	Specific Budgets of National Government Agencies	1102101		3,000,000			3,000,000							3,000,000			3,000,000
	2017-05-283	15/03/2017	Specific Budgets of National Government Agencies	1102101		800,000			800,000							800,000			800,000
	2017-09-446	04/09/2017	Specific Budgets of National Government Agencies	1102101		3,000,000			3,000,000							3,000,000			3,000,000
	2017-09-449	22/09/2017	Specific Budgets of National Government Agencies	1102101		500,000			500,000							500,000			500,000
	SAA # 2017-01-011	24/01/2017	Specific Budgets of National Government Agencies	1102101		5,000,000			5,000,000							5,000,000			5,000,000
	SAA # 2017-01-068	31/01/2017	Specific Budgets of National Government Agencies	1102101		1,000,000			1,000,000							1,000,000			1,000,000
	SAA # 2017-02-082	01/02/2017	Specific Budgets of National Government Agencies	1102101		3,000,000			3,000,000							3,000,000			3,000,000
	SAA # 2017-02-085	09/02/2017	Specific Budgets of National Government Agencies	1102101		1,000,000			1,000,000							1,000,000			1,000,000
	SAA # 2017-02-087	15/02/2017	Specific Budgets of National Government Agencies	1102101		1,000,000			1,000,000							1,000,000			1,000,000
	SAA # 2017-03-121	02/03/2017	Specific Budgets of National Government Agencies	1102101		20,000,000			20,000,000							20,000,000			20,000,000
	SAA # 2017-03-142	03/03/2017	Specific Budgets of National Government Agencies	1102101		300,000			300,000							300,000			300,000
	SAA # 2017-03-156	13/03/2017	Specific Budgets of National Government Agencies	1102101		10,000,000			10,000,000							10,000,000			10,000,000
	'Amang' Rodriguez Medical Center		Specific Budgets of National Government Agencies			7,350,000			7,350,000							7,350,000			7,350,000
	SAA-2017-01-004	16/01/2017	Specific Budgets of National Government Agencies	1102101		100,000			100,000							100,000			100,000
	SAA-2017-01-066	31/01/2017	Specific Budgets of National Government Agencies	1102101		1,000,000			1,000,000							1,000,000			1,000,000
	SAA-2017-05-265	04/05/2017	Specific Budgets of National Government Agencies	1102101		150,000			150,000							150,000			150,000
	SAA-2017-06-367	09/06/2017	Specific Budgets of National Government Agencies	1102101		1,100,000			1,100,000							1,100,000			1,100,000
	SAA-2017-069-398	27/06/2017	Specific Budgets of National Government Agencies	1102101		5,000,000			5,000,000							5,000,000			5,000,000
	Valenzuela General Hospital		Specific Budgets of National Government Agencies			7,300,000			7,300,000							7,300,000			7,300,000
	SAA No 2017-01-071	31/01/2017	Specific Budgets of National Government Agencies	1102101		1,000,000			1,000,000							1,000,000			1,000,000
	SAA No 2017-03-129	03/03/2017	Specific Budgets of National Government Agencies	1102101		5,000,000			5,000,000							5,000,000			5,000,000
	SAA No 2017-05-0003	28/06/2017	Specific Budgets of National Government Agencies	1102101		200,000			200,000							200,000			200,000
	SAA No 2017-05-261	04/05/2017	Specific Budgets of National Government Agencies	1102101		100,000			100,000							100,000			100,000
	SAA No 2017-12-464	15/12/2017	Specific Budgets of National Government Agencies	1102101		1,000,000			1,000,000							1,000,000			1,000,000
	Las Pinas General Hospital and Satellite Trauma Center		Specific Budgets of National Government Agencies			6,018,945.09			6,018,945.09							6,018,945.09			6,018,945.09

FAR No. 1-B  
 LIST OF ALLOTMENTS AND SUB-ALLOTMENTS  
 As of the Quarter Ending December 31, 2017

Department: Department of Health (DOH)  
 Agency: Office of the Secretary  
 Operating Unit: All  
 Organization Code (UACS): 13001000000  
 Fund Cluster: 01 - Regular Agency Fund

Authorization: 02 - Continuing Appropriations  
 Report Status: SUBMITTED

No.	Allotments / Sub-Allotments		Funding Source		Allotments					Sub-Allotment to Regions/Operating Units					Total Allotments / Net of Sub-allotments				
	Number	Date	Description	UACS Code	PS	MOOE	CO	FINEX	Total	PS	MOOE	CO	FINEX	Total	PS	MOOE	CO	FINEX	Total
1	2	3	4	5	6	7	8	9	10=(6+7+8+9)	11	12	13	14	15=(11+12+13+14)	16	17	18	19	20=(16+17+18+19)
	SAA No. 2017-01-064	31/01/2017	Specific Budgets of National Government Agencies	1102101		500,000			500,000							500,000			500,000
	SAA No. 2017-06-369	14/06/2017	Specific Budgets of National Government Agencies	1102101		5,518,945.09			5,518,945.09							5,518,945.09			5,518,945.09
	San Lorenzo Ruiz Special Hospital to Women		Specific Budgets of National Government Agencies			500,000			500,000							500,000			500,000
	2017-01-067	31/01/2017	Specific Budgets of National Government Agencies	1102101		500,000			500,000							500,000			500,000
	Dr. Jose N. Rodriguez Memorial Hospital		Specific Budgets of National Government Agencies			3,443,984			3,443,984							3,443,984			3,443,984
	DOH-CO SAA-17-01-59-CONAP	31/01/2017	Specific Budgets of National Government Agencies	1102101		1,000,000			1,000,000							1,000,000			1,000,000
	DOH-CO-SAA-2017-05-319-CONAP	18/05/2017	Specific Budgets of National Government Agencies	1102101		750,000			750,000							750,000			750,000
	DOH-CO-SAA-2017-06-362-CONAP	18/05/2017	Specific Budgets of National Government Agencies	1102101		1,500,000			1,500,000							1,500,000			1,500,000
	NCRO-SAA-2017-06-005-CONAP	28/06/2017	Specific Budgets of National Government Agencies	1102101		193,984			193,984							193,984			193,984
	Cordillera Administrative Region (CAR)		Specific Budgets of National Government Agencies			23,986,279	12,324,400		36,310,679							23,986,279	12,324,400		36,310,679
	Cordillera Centers for Health Development		Specific Budgets of National Government Agencies			18,483,450	12,324,400		30,807,850							18,483,450	12,324,400		30,807,850
	2017-01-0001	09/01/2017	Specific Budgets of National Government Agencies	1102101		3,500,000			3,500,000							3,500,000			3,500,000
	2017-02-0088	16/02/2017	Specific Budgets of National Government Agencies	1102101		500,000			500,000							500,000			500,000
	2017-02-0091	16/02/2017	Specific Budgets of National Government Agencies	1102101		300,000			300,000							300,000			300,000
	2017-03-0180	17/03/2017	Specific Budgets of National Government Agencies	1102101			2,800,000		2,800,000								2,800,000		2,800,000
	2017-03-0190	29/03/2017	Specific Budgets of National Government Agencies	1102101		1,200,000			1,200,000							1,200,000			1,200,000
	2017-04-218	03/04/2017	Specific Budgets of National Government Agencies	1102101		500,000			500,000							500,000			500,000
	2017-04-231	10/04/2017	Specific Budgets of National Government Agencies	1102101		500,000			500,000							500,000			500,000
	2017-04-238	12/04/2017	Specific Budgets of National Government Agencies	1102101		350,000			350,000							350,000			350,000
	2017-04-245	13/04/2017	Specific Budgets of National Government Agencies	1102101		200,000			200,000							200,000			200,000
	2017-05-268	03/05/2017	Specific Budgets of National Government Agencies	1102101		3,300,000			3,300,000							3,300,000			3,300,000
	2017-05-277	08/05/2017	Specific Budgets of National Government Agencies	1102101		3,808,450			3,808,450							3,808,450			3,808,450
	2017-05-290	10/05/2017	Specific Budgets of National Government Agencies	1102101			9,524,400		9,524,400								9,524,400		9,524,400
	2017-05-313	12/05/2017	Specific Budgets of National Government Agencies	1102101		1,000,000			1,000,000							1,000,000			1,000,000
	2017-05-327	23/06/2017	Specific Budgets of National Government Agencies	1102101		3,000,000			3,000,000							3,000,000			3,000,000
	2017-06-390	05/06/2017	Specific Budgets of National Government Agencies	1102101		325,000			325,000							325,000			325,000
	Baguio General Hospital and Medical Center		Specific Budgets of National Government Agencies			4,301,919			4,301,919							4,301,919			4,301,919
	SAA-2017-01-075	31/01/2017	Specific Budgets of National Government Agencies	1102101		1,000,000			1,000,000							1,000,000			1,000,000
	SAA-2017-02-099	27/02/2017	Specific Budgets of National Government Agencies	1102101		1,919			1,919							1,919			1,919
	SAA-2017-03-154	10/03/2017	Specific Budgets of National Government Agencies	1102101		100,000			100,000							100,000			100,000
	SAA-2017-05-255	04/05/2017	Specific Budgets of National Government Agencies	1102101		200,000			200,000							200,000			200,000
	SAA-2017-06-392	22/06/2017	Specific Budgets of National Government Agencies	1102101		3,000,000			3,000,000							3,000,000			3,000,000
	Luis Hora Memorial Regional Hospital		Specific Budgets of National Government Agencies			500,910			500,910							500,910			500,910

FAR No. 1-B  
 LIST OF ALLOTMENTS AND SUB-ALLOTMENTS  
 As of the Quarter Ending December 31, 2017

Department: Department of Health (DOH)

Agency: Office of the Secretary

Operating Unit: All

Organization Code (UACS): 13001000000

Fund Cluster: 01 - Regular Agency Fund

Authorization: 02 - Continuing Appropriations

Report Status: SUBMITTED

No.	Allotments / Sub-Allotments		Funding Source		Allotments					Sub-Allotment to Regions/Operating Units					Total Allotments / Net of Sub-allotments				
	Number	Date	Description	UACS Code	PS	MOOE	CO	FINEX	Total 10=(6+7+8+9)	PS	MOOE	CO	FINEX	Total 15=(11+12+13+14)	PS	MOOE	CO	FINEX	Total 20=(16+17+18+19)
1	2017-01-078	31/01/2017	Specific Budgets of National Government Agencies	1102101		200,000			200,000							200,000			200,000
	2017-02-100	27/02/2017	Specific Budgets of National Government Agencies	1102101		910			910							910			910
	2017-12-465	15/12/2017	Specific Budgets of National Government Agencies	1102101		300,000			300,000							300,000			300,000
	Conner District Hospital		Specific Budgets of National Government Agencies			200,000			200,000							200,000			200,000
	SAA 2017-01-076	31/01/2017	Specific Budgets of National Government Agencies	1102101		200,000			200,000							200,000			200,000
	Far North Luzon General Hospital and Training Center		Specific Budgets of National Government Agencies			500,000			500,000							500,000			500,000
	SAA-2017-06-1201	31/01/2017	Specific Budgets of National Government Agencies	1102101		500,000			500,000							500,000			500,000
	Region XIII - CARAGA		Specific Budgets of National Government Agencies			22,395,168.75	117,561,072		139,956,240.75							22,395,168.75	117,561,072		139,956,240.75
	Caraga Centers for Health Development		Specific Budgets of National Government Agencies			1,884,943.75	104,873,072		106,758,015.75							1,884,943.75	104,873,072		106,758,015.75
	Caraga Centers for Health Development	30/10/2017	Specific Budgets of National Government Agencies																
	SAA No. 2017-03-165	17/03/2017	Specific Budgets of National Government Agencies	1102101			2,418,000		2,418,000								2,418,000		2,418,000
	SAA No. 2017-04-0230	17/04/2017	Specific Budgets of National Government Agencies	1102101		500,000			500,000							500,000			500,000
	SAA No. 2017-04-211	05/04/2017	Specific Budgets of National Government Agencies	1102101			6,400,000		6,400,000								6,400,000		6,400,000
	SAA No. 2017-04-219	12/04/2017	Specific Budgets of National Government Agencies	1102101		115,000			115,000							115,000			115,000
	SAA No. 2017-05-0271	05/05/2017	Specific Budgets of National Government Agencies	1102101			39,000,000		39,000,000								39,000,000		39,000,000
	SAA No. 2017-05-0285	15/05/2017	Specific Budgets of National Government Agencies	1102101			1,621,671		1,621,671								1,621,671		1,621,671
	SAA No. 2017-05-0298	16/05/2017	Specific Budgets of National Government Agencies	1102101			41,799,300		41,799,300								41,799,300		41,799,300
	SAA No. 2017-05-0299	16/05/2017	Specific Budgets of National Government Agencies	1102101			10,000,000		10,000,000								10,000,000		10,000,000
	SAA No. 2017-05-0314	18/05/2017	Specific Budgets of National Government Agencies	1102101		1,000,000			1,000,000							1,000,000			1,000,000
	SAA No. 2017-05-0341	31/05/2017	Specific Budgets of National Government Agencies	1102101			18,634,101		18,634,101								18,634,101		18,634,101
	SAA No. 2017-06-371	15/06/2017	Specific Budgets of National Government Agencies	1102101			-18,634,101		-18,634,101								-18,634,101		-18,634,101
	SAA No. 2017-06-372	15/06/2017	Specific Budgets of National Government Agencies	1102101			3,634,101		3,634,101								3,634,101		3,634,101
	SAA No. 2017-06-389	20/06/2017	Specific Budgets of National Government Agencies	1102101		269,943.75			269,943.75							269,943.75			269,943.75
	Caraga Regional Hospital		Specific Budgets of National Government Agencies			19,510,225	1,344,000		20,854,225							19,510,225	1,344,000		20,854,225
	2017-01-074	31/01/2017	Specific Budgets of National Government Agencies	1102101		1,000,000			1,000,000							1,000,000			1,000,000
	2017-02-114	27/02/2017	Specific Budgets of National Government Agencies	1102101		10,225			10,225							10,225			10,225
	2017-03-145	29/03/2017	Specific Budgets of National Government Agencies	1102101			1,344,000		1,344,000								1,344,000		1,344,000
	2017-04-236	20/05/2017	Specific Budgets of National Government Agencies	1102101		6,000,000			6,000,000							6,000,000			6,000,000
	2017-06-346	01/06/2017	Specific Budgets of National Government Agencies	1102101		9,500,000			9,500,000							9,500,000			9,500,000
	2017-06-394	22/06/2017	Specific Budgets of National Government Agencies	1102101		3,000,000			3,000,000							3,000,000			3,000,000
	Adela Serra Ty Memorial Medical Center		Specific Budgets of National Government Agencies			1,000,000	11,344,000		12,344,000							1,000,000	11,344,000		12,344,000
	2017-01-073	31/01/2017	Specific Budgets of National Government Agencies	1102101		1,000,000			1,000,000							1,000,000			1,000,000
	2017-05-287	15/05/2017	Specific Budgets of National Government Agencies	1102101			10,000,000		10,000,000								10,000,000		10,000,000

FAR No. 1-B  
 LIST OF ALLOTMENTS AND SUB-ALLOTMENTS  
 As of the Quarter Ending December 31, 2017

Department: Department of Health (DOH)

Agency: Office of the Secretary

Operating Unit: All

Organization Code (UACS): 13001000000

Fund Cluster: 01 - Regular Agency Fund

Authorization: 02 - Continuing Appropriations

Report Status: SUBMITTED

No.	Allotments / Sub-Allotments		Funding Source		Allotments					Sub-Allotment to Regions/Operating Units					Total Allotments / Net of Sub-allotments				
	Number	Date	Description	UACS Code	PS	MOOE	CO	FINEX	Total	PS	MOOE	CO	FINEX	Total	PS	MOOE	CO	FINEX	Total
1	2	3	4	5	6	7	8	9	10=(6+7+8+9)	11	12	13	14	15=(11+12+13+14)	16	17	18	19	20=(16+17+18+19)
	2017-06-363	07/06/2017	Specific Budgets of National Government Agencies	1102101			1,344,000		1,344,000								1,344,000		1,344,000
	Region IVB - MIMAROPA		Specific Budgets of National Government Agencies			43,739,814.12	15,340,000		59,079,814.12							43,739,814.12	15,340,000		59,079,814.12
	MIMAROPA Centers for Health Development		Specific Budgets of National Government Agencies			29,196,580.80	15,340,000		44,536,580.80							29,196,580.80	15,340,000		44,536,580.80
	SAA # 2017-02-093	23/02/2017	Specific Budgets of National Government Agencies	1102101		9,000,000			9,000,000							9,000,000			9,000,000
	SAA # 2017-02-095	24/02/2017	Specific Budgets of National Government Agencies	1102101		2,671,391.80			2,671,391.80							2,671,391.80			2,671,391.80
	SAA # 2017-03-170	17/03/2017	Specific Budgets of National Government Agencies	1102101			14,240,000		14,240,000								14,240,000		14,240,000
	SAA # 2017-03-185	27/03/2017	Specific Budgets of National Government Agencies	1102101		900,000			900,000							900,000			900,000
	SAA # 2017-03-197	29/03/2017	Specific Budgets of National Government Agencies	1102101		256,000			256,000							256,000			256,000
	SAA # 2017-04-214	10/04/2017	Specific Budgets of National Government Agencies	1102101		89,414			89,414							89,414			89,414
	SAA # 2017-04-223	17/04/2017	Specific Budgets of National Government Agencies	1102101		500,000			500,000							500,000			500,000
	SAA # 2017-05-253	04/05/2017	Specific Budgets of National Government Agencies	1102101			1,100,000		1,100,000								1,100,000		1,100,000
	SAA # 2017-05-278	04/05/2017	Specific Budgets of National Government Agencies	1102101		4,756,275			4,756,275							4,756,275			4,756,275
	SAA # 2017-05-304	25/05/2017	Specific Budgets of National Government Agencies	1102101		1,000,000			1,000,000							1,000,000			1,000,000
	SAA # 2017-05-330	24/05/2017	Specific Budgets of National Government Agencies	1102101		3,000,000			3,000,000							3,000,000			3,000,000
	SAA # 2017-06-380	28/06/2017	Specific Budgets of National Government Agencies	1102101		625,000			625,000							625,000			625,000
	SAA # 2017-07-411	12/07/2017	Specific Budgets of National Government Agencies	1102101		200,000			200,000							200,000			200,000
	SAA # 2017-07-425	31/07/2017	Specific Budgets of National Government Agencies	1102101		2,600,000			2,600,000							2,600,000			2,600,000
	SAA # 2017-09-450	26/09/2017	Specific Budgets of National Government Agencies	1102101		598,500			598,500							598,500			598,500
	SAA # 2017-11-462	03/11/2017	Specific Budgets of National Government Agencies	1102101		3,000,000			3,000,000							3,000,000			3,000,000
	Culion Sanitarium and General Hospital		Specific Budgets of National Government Agencies			8,543,233.32			8,543,233.32							8,543,233.32			8,543,233.32
	2017-01-024	31/01/2017	Specific Budgets of National Government Agencies	1102101		500,000			500,000							500,000			500,000
	2017-02-101	27/02/2017	Specific Budgets of National Government Agencies	1102101		9,758.80			9,758.80							9,758.80			9,758.80
	2017-03-118	02/03/2017	Specific Budgets of National Government Agencies	1102101		750,000			750,000							750,000			750,000
	2017-04-208	03/04/2017	Specific Budgets of National Government Agencies	1102101		1,048,474.52			1,048,474.52							1,048,474.52			1,048,474.52
	2017-05-321	19/05/2017	Specific Budgets of National Government Agencies	1102101		750,000			750,000							750,000			750,000
	2017-06-360	02/06/2017	Specific Budgets of National Government Agencies	1102101		1,400,000			1,400,000							1,400,000			1,400,000

FAR No. 1-B  
 LIST OF ALLOTMENTS AND SUB-ALLOTMENTS  
 As of the Quarter Ending December 31, 2017

Department: Department of Health (DOH)

Agency: Office of the Secretary

Operating Unit: All

Organization Code (UACS): 13001000000

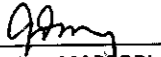
Fund Cluster: 01 - Regular Agency Fund

Authorization: 02 - Continuing Appropriations

Report Status: SUBMITTED

No.	Allotments / Sub-Allotments		Funding Source		Allotments					Sub-Allotment to Regions/Operating Units					Total Allotments / Net of Sub-allotments				
	Number	Date	Description	UACS Code	PS	MOOE	CO	FINEX	Total	PS	MOOE	CO	FINEX	Total	PS	MOOE	CO	FINEX	Total
1	2	3	4	5	6	7	8	9	10=(6+7+8+9)	11	12	13	14	15=(11+12+13+14)	16	17	18	19	20=(16+17+18+19)
	2017-07-405	05/07/2017	Specific Budgets of National Government Agencies	1102101		2,085,000			2,085,000							2,085,000			2,085,000
	2017-07-410	12/07/2017	Specific Budgets of National Government Agencies	1102101		2,000,000			2,000,000							2,000,000			2,000,000
	Ospital ng Palawan		Specific Budgets of National Government Agencies			6,000,000			6,000,000							6,000,000			6,000,000
	2017-01-025	31/01/2017	Specific Budgets of National Government Agencies	1102101		1,000,000			1,000,000							1,000,000			1,000,000
	2017-06-0342	01/06/2017	Specific Budgets of National Government Agencies	1102101		5,000,000			5,000,000							5,000,000			5,000,000
	Sub-total					814,991,295.16	683,297,199.05		1,498,288,494.21		-11,269,019.96			-11,269,019.96		803,722,275.20	683,297,199.05		1,487,019,474.25
	Total Allotments					4,179,213,623.84	8,602,513,538.11		12,781,727,161.95		-814,991,295.16	-683,297,199.05		-1,498,288,494.21		3,364,222,328.68	7,919,216,339.06		11,283,438,667.74
			Summary by Funding Source Code:																
			Specific Budgets of National Government Agencies	1102101		4,179,213,623.84	8,602,513,538.11		12,781,727,161.95		-814,991,295.16	-683,297,199.05		-1,498,288,494.21		3,364,222,328.68	7,919,216,339.06		11,283,438,667.74

Certified Correct:

  
 AGNES D. MARBURI  
 OIC, Budget Division