









PARTICULARS	UACS CODE	APPROPRIATION				ALLOTMENTS					TOTAL OBLIGATION				
		Authorized Appropriation	Adjustments (Transfer To/From Realignment)		Adjusted Appropriations	Allotments Received	Adjustments (Withdrawal, Realignment)	(Transfer to)	Transfer from	Adjusted Total Allotments	1st Qtr ending March 31	2nd Qtr ending June 30	3rd Qtr ending Sept. 30	4th Qtr ending Dec. 31	TOTAL (REGULAR FUND)
			Outside Dept.	Within Dept.											
1	2	3	4	5	6=(3+4+5)	7	8	9	10	11=(7+8+9+10)	12	13.00	14	15	16=(12+13+14+15)
Semi-Expendable - Machinery	5020321001	-	-	-	-	-	-	-	-	-	-	-	-	-	-
Semi-Expendable - Office Equipment	5020321002	-	-	18,000.00	18,000.00	18,000.00	-	-	-	18,000.00	-	-	-	-	-
Semi-Expendable - Information and Communication Technology	5020321003	-	-	85,000.00	85,000.00	85,000.00	-	-	-	85,000.00	-	-	-	81,731.00	81,731.00
Semi-Expendable - Agricultural and Forestry Equipment	5020321004	-	-	-	-	-	-	-	-	-	-	-	-	-	-
Semi-Expendable - Technical and Scientific Equipment	5020321013	-	-	-	-	-	-	-	-	-	-	-	-	-	-
Semi-Expendable - Other Machinery and Equipment	5020321099	-	-	1,066,632.00	1,066,632.00	172,000.00	894,632.00	-	-	1,066,632.00	-	-	-	1,066,632.00	1,066,632.00
Semi-Expendable - Furniture and Fixtures	5020322001	-	-	765,596.40	765,596.40	1,716,895.00	(951,298.60)	-	-	765,596.40	-	-	-	-	-
Semi-Expendable - Books	5020322002	-	-	-	-	-	-	-	-	-	-	-	-	-	-
Other Supplies and Materials Expenses	5020399000	-	-	61,499.00	61,499.00	61,499.00	-	-	-	61,499.00	-	-	-	5,685.75	5,685.75
Water Expenses	5020401000	-	-	-	-	-	-	-	-	-	-	-	-	-	-
Consultancy Services	5021103000	-	-	-	-	-	-	-	-	-	-	-	-	-	-
Other Professional Services	5021199000	-	-	11,407,286.00	11,407,286.00	11,407,286.00	-	-	-	11,407,286.00	-	3,885,105.20	1,260,525.56	(53,157.50)	5,092,473.26
Environment/Sanitary Services	5021201000	-	-	-	-	-	-	-	-	-	-	-	-	-	-
RM - Motor Vehicles	5021306001	-	-	200,000.00	200,000.00	200,000.00	-	-	-	200,000.00	-	-	-	-	-
Financial Assistance to NGAs	5021402000	-	-	1,500,000.00	1,500,000.00	1,500,000.00	-	-	-	1,500,000.00	-	-	450,000.00	-	450,000.00
Printing and Publication Expenses	5029902000	-	-	-	-	-	-	-	-	-	-	-	-	-	-
Representation Expenses	5029903000	-	-	30,000.00	30,000.00	30,000.00	-	-	-	30,000.00	-	-	-	9,288.50	9,288.50
Transportation and Delivery Expenses	5029904000	-	-	-	-	-	-	-	-	-	-	-	-	-	-
Rent- Building and Structures	5029905001	-	-	-	-	-	-	-	-	-	-	-	-	-	-
Rent- Lands	5029905002	-	-	-	-	-	-	-	-	-	-	-	-	-	-
Rent- Motor Vehicles	5029905003	-	-	100,000.00	100,000.00	100,000.00	-	-	-	100,000.00	-	-	-	24,000.00	24,000.00
Rent- Equipment	5029905004	-	-	656,666.60	656,666.60	600,000.00	56,666.60	-	-	656,666.60	-	566,666.60	-	90,000.00	656,666.60
Rent- Living Quarters	5029905005	-	-	-	-	-	-	-	-	-	-	-	-	-	-
Operating Lease	5029905006	-	-	-	-	-	-	-	-	-	-	-	-	-	-
Financial Lease	5029905007	-	-	-	-	-	-	-	-	-	-	-	-	-	-
Membership Dues and Contributions to Organizations	5029906000	-	-	-	-	-	-	-	-	-	-	-	-	-	-
Subscription Expenses	5029907000	-	-	-	-	-	-	-	-	-	-	-	-	-	-
Donations	5029908000	-	-	-	-	-	-	-	-	-	-	-	-	-	-
Website Maintenance	5029999001	-	-	-	-	-	-	-	-	-	-	-	-	-	-
Other Maintenance and Operating Expenses	5029999002	-	-	-	-	-	-	-	-	-	-	-	-	-	-
<b>Capital Outlays</b>		-	-	<b>48,021,912.00</b>	<b>48,021,912.00</b>	<b>48,021,912.00</b>	-	-	-	<b>48,021,912.00</b>	-	-	-	<b>45,329,050.08</b>	<b>45,329,050.08</b>
Land	5060401001	-	-	-	-	-	-	-	-	-	-	-	-	-	-
Other Land Improvements	5060402099	-	-	-	-	-	-	-	-	-	-	-	-	-	-
Water Supply Systems	5060403004	-	-	-	-	-	-	-	-	-	-	-	-	-	-
Power Supply Systems	5060403005	-	-	-	-	-	-	-	-	-	-	-	-	-	-
Communication Networks	5060403006	-	-	-	-	-	-	-	-	-	-	-	-	-	-
Other Infrastructure Assets	5060403099	-	-	-	-	-	-	-	-	-	-	-	-	-	-
Buildings	5060404001	-	-	18,960,701.00	18,960,701.00	18,960,701.00	-	-	-	18,960,701.00	-	-	-	18,531,745.17	18,531,745.17
Hospitals and Health Centers	5060404003	-	-	-	-	-	-	-	-	-	-	-	-	-	-
Hotels and Dormitories	5060404006	-	-	-	-	-	-	-	-	-	-	-	-	-	-
Other Structures	5060404099	-	-	-	-	-	-	-	-	-	-	-	-	-	-
Machinery	5060405001	-	-	-	-	-	-	-	-	-	-	-	-	-	-
Office Equipment	5060405002	-	-	5,196,900.00	5,196,900.00	5,196,900.00	-	-	-	5,196,900.00	-	-	-	4,998,000.00	4,998,000.00
Information and Communication Technology Equipment	5060405003	-	-	17,992,805.00	17,992,805.00	17,992,805.00	-	-	-	17,992,805.00	-	-	-	17,759,804.91	17,759,804.91
Airport Equipment	5060405006	-	-	-	-	-	-	-	-	-	-	-	-	-	-
Communication Equipment	5060405007	-	-	-	-	-	-	-	-	-	-	-	-	-	-
Disaster Response and Rescue Equipment	5060405009	-	-	-	-	-	-	-	-	-	-	-	-	-	-
Medical Equipment	5060405011	-	-	-	-	-	-	-	-	-	-	-	-	-	-
Printing Equipment	5060405012	-	-	-	-	-	-	-	-	-	-	-	-	-	-
Technical and Scientific Equipment	5060405014	-	-	-	-	-	-	-	-	-	-	-	-	-	-
Other Machinery and Equipment	5060405099	-	-	-	-	-	-	-	-	-	-	-	-	-	-
Motor Vehicles	5060406001	-	-	3,600,000.00	3,600,000.00	3,600,000.00	-	-	-	3,600,000.00	-	-	-	3,600,000.00	3,600,000.00
Trains	5060406002	-	-	-	-	-	-	-	-	-	-	-	-	-	-
Watercrafts	5060406004	-	-	-	-	-	-	-	-	-	-	-	-	-	-
Other Transportation Equipment	5060406099	-	-	-	-	-	-	-	-	-	-	-	-	-	-
Furniture and Fixtures	5060407001	-	-	414,706.00	414,706.00	414,706.00	-	-	-	414,706.00	-	-	-	-	-
Books	5060407002	-	-	-	-	-	-	-	-	-	-	-	-	-	-
Other Property, Plant and Equipment	5060409099	-	-	1,856,800.00	1,856,800.00	1,856,800.00	-	-	-	1,856,800.00	-	-	-	439,500.00	439,500.00
Patents/ Copyrights	5060601000	-	-	-	-	-	-	-	-	-	-	-	-	-	-
Computer Software	5060602000	-	-	-	-	-	-	-	-	-	-	-	-	-	-
Other intangible Assets	5060699000	-	-	-	-	-	-	-	-	-	-	-	-	-	-
<b>C. SPECIAL PURPOSE FUNDS</b>		-	-	<b>597,135,180.00</b>	<b>597,135,180.00</b>	<b>820,458,380.00</b>	-	<b>(223,323,200.00)</b>	-	<b>597,135,180.00</b>	<b>2,900,743.49</b>	<b>12,558,118.93</b>	<b>3,478,543.79</b>	<b>497,100,872.39</b>	<b>516,038,278.60</b>

PARTICULARS	UACS CODE	APPROPRIATION				ALLOTMENTS					TOTAL OBLIGATION				
		Authorized Appropriation	Adjustments (Transfer To/From Realignment)		Adjusted Appropriations	Allotments Received	Adjustments (Withdrawal, Realignment)	(Transfer to)	Transfer from	Adjusted Total Allotments	1st Qtr ending March 31	2nd Qtr ending June 30	3rd Qtr ending Sept. 30	4th Qtr ending Dec. 31	TOTAL (REGULAR FUND)
			Outside Dept.	Within Dept.											
1	2	3	4	5	6=(3+4+5)	7	8	9	10	11=(7+8+9+10)	12	13.00	14	15	16=(12+13+14+15)
<b>Pension and Gratuity Fund</b>		-	-	17,086,880.00	17,086,880.00	17,086,880.00	-	-	-	17,086,880.00	2,900,743.49	7,558,118.93	382,633.21	6,245,372.39	17,086,868.02
<b>Personnel Services</b>		-	-	17,086,880.00	17,086,880.00	17,086,880.00	-	-	-	17,086,880.00	2,900,743.49	7,558,118.93	382,633.21	6,245,372.39	17,086,868.02
Basic Salary- Civilian	50101010 01	-	-	-	-	-	-	-	-	-	-	-	-	-	-
Pension Benefits- Civilian	50104010 01	-	-	-	-	-	-	-	-	-	-	-	-	-	-
Retirement and Graduity- Civilian	50104020 01	-	-	-	-	-	-	-	-	-	-	-	-	-	-
Terminal Leave Benefits- Civilian	50104030 01	-	-	17,086,880.00	17,086,880.00	17,086,880.00	-	-	-	17,086,880.00	2,900,743.49	7,558,118.93	382,633.21	6,245,372.39	17,086,868.02
<b>Contingent Fund</b>		-	-	2,516,000.00	2,516,000.00	167,516,000.00	-	(165,000,000.00)	-	2,516,000.00	-	-	2,293,935.58	-	2,293,935.58
<b>Maintenance &amp; Other Operating Expenses</b>		-	-	2,516,000.00	2,516,000.00	2,516,000.00	-	-	-	2,516,000.00	-	-	2,293,935.58	-	2,293,935.58
Welfare Goods Expenses	5020306000	-	-	-	-	-	-	-	-	-	-	-	-	-	-
Drugs and Medicines Expenses	5020307000	-	-	2,516,000.00	2,516,000.00	2,516,000.00	-	-	-	2,516,000.00	-	-	2,293,935.58	-	2,293,935.58
Medical, Dental and Laboratory Supplies Expenses	5020308000	-	-	-	-	-	-	-	-	-	-	-	-	-	-
Fuel, Oil and Lubricants Expenses	5020309000	-	-	-	-	-	-	-	-	-	-	-	-	-	-
Other Maintenance and Operating Expenses	5029999002	-	-	-	-	-	-	-	-	-	-	-	-	-	-
<b>Capital Outlays</b>		-	-	-	-	165,000,000.00	-	(165,000,000.00)	-	-	-	-	-	-	-
Land	5060401001	-	-	-	-	-	-	-	-	-	-	-	-	-	-
Other Land Improvements	5060402099	-	-	-	-	-	-	-	-	-	-	-	-	-	-
Water Supply Systems	5060403004	-	-	-	-	-	-	-	-	-	-	-	-	-	-
Power Supply Systems	5060403005	-	-	-	-	-	-	-	-	-	-	-	-	-	-
Communication Networks	5060403006	-	-	-	-	-	-	-	-	-	-	-	-	-	-
Other Infrastructure Assets	5060403099	-	-	-	-	-	-	-	-	-	-	-	-	-	-
Buildings	5060404001	-	-	-	-	-	-	-	-	-	-	-	-	-	-
Hospitals and Health Centers	5060404003	-	-	-	-	165,000,000.00	-	(165,000,000.00)	-	-	-	-	-	-	-
Hotels and Dormitories	5060404006	-	-	-	-	-	-	-	-	-	-	-	-	-	-
Other Structures	5060404099	-	-	-	-	-	-	-	-	-	-	-	-	-	-
<b>Calamity Fund</b>		-	-	577,532,300.00	577,532,300.00	635,855,500.00	-	(58,323,200.00)	-	577,532,300.00	-	5,000,000.00	801,975.00	490,855,500.00	496,657,475.00
<b>Maintenance &amp; Other Operating Expenses</b>		-	-	91,676,800.00	91,676,800.00	500,000,000.00	(350,000,000.00)	(58,323,200.00)	-	91,676,800.00	-	5,000,000.00	801,975.00	5,000,000.00	10,801,975.00
Traveling Expenses-Local	5020101000	-	-	-	-	-	-	-	-	-	-	-	-	-	-
Traveling Expenses-Foreign	5020102000	-	-	-	-	-	-	-	-	-	-	-	-	-	-
Training Expenses	5020201000	-	-	-	-	-	-	-	-	-	-	-	-	-	-
Scholarship Grants/ Expenses	5020202000	-	-	-	-	-	-	-	-	-	-	-	-	-	-
Office Supplies Expenses	5020301000	-	-	-	-	-	-	-	-	-	-	-	-	-	-
Accountable Forms Expenses	5020302000	-	-	-	-	-	-	-	-	-	-	-	-	-	-
Non-accountable Forms Expenses	5020303000	-	-	-	-	-	-	-	-	-	-	-	-	-	-
Animal/Zoological Supplies Expenses	5020304000	-	-	-	-	-	-	-	-	-	-	-	-	-	-
Food Supplies Expenses	5020305000	-	-	-	-	-	-	-	-	-	-	-	-	-	-
Welfare Goods Expenses	5020306000	-	-	-	-	-	-	-	-	-	-	-	-	-	-
Drugs and Medicines Expenses	5020307000	-	-	80,874,825.00	80,874,825.00	500,000,000.00	(419,125,175.00)	-	-	80,874,825.00	-	-	-	-	-
Medical, Dental and Laboratory Supplies Expenses	5020308000	-	-	-	-	-	-	-	-	-	-	-	-	-	-
Fuel, Oil and Lubricants Expenses	5020309000	-	-	-	-	-	-	-	-	-	-	-	-	-	-
Agricultural Supplies Expenses	5020310000	-	-	-	-	-	-	-	-	-	-	-	-	-	-
Textbooks and Instructional Materials Expenses	5020311001	-	-	-	-	-	-	-	-	-	-	-	-	-	-
Semi-Expendable - Machinery	5020321001	-	-	-	-	-	-	-	-	-	-	-	-	-	-
Semi-Expendable - Office Equipment	5020321002	-	-	-	-	-	-	-	-	-	-	-	-	-	-
Semi-Expendable - Information and Communication Technol	5020321003	-	-	-	-	-	-	-	-	-	-	-	-	-	-
Semi-Expendable - Agricultural and Forestry Equipment	5020321004	-	-	-	-	-	-	-	-	-	-	-	-	-	-
Semi-Expendable - Marine and Fishery Equipment	5020321005	-	-	-	-	-	-	-	-	-	-	-	-	-	-
Semi-Expendable - Airport Equipment	5020321006	-	-	-	-	-	-	-	-	-	-	-	-	-	-
Semi-Expendable - Communication Equipment	5020321007	-	-	801,975.00	801,975.00	-	801,975.00	-	-	801,975.00	-	-	801,975.00	-	801,975.00
Semi-Expendable - Disaster Response and Rescue Equipme	5020321008	-	-	-	-	-	-	-	-	-	-	-	-	-	-
Subsidy to National Government Agencies	5021401000	-	-	-	-	-	-	-	-	-	-	-	-	-	-
Financial Assistance to NGAs	5021402000	-	-	10,000,000.00	10,000,000.00	-	68,323,200.00	(58,323,200.00)	-	10,000,000.00	-	5,000,000.00	-	5,000,000.00	10,000,000.00
Financial Assistance to LGU	5021403000	-	-	-	-	-	-	-	-	-	-	-	-	-	-
Tobacco Excise Tax (Virginia) per R.A. 7171	5021403001	-	-	-	-	-	-	-	-	-	-	-	-	-	-
<b>Capital Outlays</b>		-	-	485,855,500.00	485,855,500.00	135,855,500.00	350,000,000.00	-	-	485,855,500.00	-	-	485,855,500.00	-	485,855,500.00
Land	5060401001	-	-	-	-	-	-	-	-	-	-	-	-	-	-
Other Land Improvements	5060402099	-	-	-	-	-	-	-	-	-	-	-	-	-	-
Water Supply Systems	5060403004	-	-	-	-	-	-	-	-	-	-	-	-	-	-
Power Supply Systems	5060403005	-	-	-	-	-	-	-	-	-	-	-	-	-	-
Communication Networks	5060403006	-	-	-	-	-	-	-	-	-	-	-	-	-	-
Other Infrastructure Assets	5060403099	-	-	-	-	-	-	-	-	-	-	-	-	-	-
Buildings	5060404001	-	-	-	-	-	-	-	-	-	-	-	-	-	-



PARTICULARS	UACS CODE	APPROPRIATION				ALLOTMENTS					TOTAL OBLIGATION				
		Authorized Appropriation	Adjustments (Transfer To/From Realignment)		Adjusted Appropriations	Allotments Received	Adjustments (Withdrawal, Realignment)	(Transfer to)	Transfer from	Adjusted Total Allotments	1st Qtr ending March 31	2nd Qtr ending June 30	3rd Qtr ending Sept. 30	4th Qtr ending Dec. 31	TOTAL (REGULAR FUND)
			Outside Dept.	Within Dept.											
1	2	3	4	5	6=(3+4+5)	7	8	9	10	11=(7+8+9+10)	12	13.00	14	15	16=(12+13+14+15)
Gas/Heating Expenses	5020403000	-	-	-	-	-	-	-	-	-	-	-	-	-	-
Other utility Expenses	5020499000	-	-	-	-	-	-	-	-	-	-	-	-	-	-
Postage and Courier Services	5020501000	565,462.00	-	(455,785.52)	109,676.48	565,462.00	(455,785.52)	-	-	109,676.48	52,456.00	250.00	11,761.00	28,473.00	92,940.00
Telephone- Mobile	5020502001	576,331.09	-	(4,302.53)	572,028.56	576,331.09	(4,302.53)	-	-	572,028.56	26,307.47	16,000.00	29,951.03	51,744.31	124,002.81
Telephone- Landline	5020502002	4,825,638.29	-	(3,816,695.71)	1,008,942.58	4,825,638.29	(3,816,695.71)	-	-	1,008,942.58	229,117.84	-	-	-	229,117.84
Internet Subscription Expenses	5020503000	1,998,707.24	-	4,661,691.12	6,660,398.36	1,998,707.24	4,661,691.12	-	-	6,660,398.36	1,392,077.04	-	1,433,333.32	3,823,949.00	6,649,359.36
Cable, Satellite, Telegraph and Radio Expenses	5020504000	113,739.94	-	(112,071.88)	1,668.06	113,739.94	(112,071.88)	-	-	1,668.06	-	-	1,668.06	-	1,668.06
Awards/ Rewards Expenses	5020601001	-	-	-	-	-	-	-	-	-	-	-	-	-	-
Rewards and Incentives	5020601002	-	-	-	-	-	-	-	-	-	-	-	-	-	-
Prizes	5020602000	-	-	-	-	-	-	-	-	-	-	-	-	-	-
Indemnities	5020603000	-	-	-	-	-	-	-	-	-	-	-	-	-	-
Survey Expenses	5020701000	-	-	-	-	-	-	-	-	-	-	-	-	-	-
Research, Exploration and Development Expenses	5020702000	-	-	-	-	-	-	-	-	-	-	-	-	-	-
Confidential Expenses	5021001000	-	-	-	-	-	-	-	-	-	-	-	-	-	-
Intelligence Expenses	5021002000	-	-	-	-	-	-	-	-	-	-	-	-	-	-
Extraordinary and Miscellaneous Expenses	5021003000	222,520.00	-	(86,520.00)	136,000.00	222,520.00	(86,520.00)	-	-	136,000.00	-	8,000.00	-	-	8,000.00
Legal Services	5021101000	-	-	-	-	-	-	-	-	-	-	-	-	-	-
Auditing Services	5021102000	65,033.38	-	(60,282.36)	4,751.02	65,033.38	(60,282.36)	-	-	4,751.02	4,751.02	-	-	-	4,751.02
Consultancy Services	5021103000	111,057,270.45	-	(64,152,727.59)	46,904,542.86	111,057,270.45	(64,152,727.59)	-	-	46,904,542.86	1,019,053.00	254,084.00	20,493,490.49	8,186,864.00	29,953,491.49
Other Professional Services	5021199000	26,354,500.30	-	(3,210,575.13)	23,143,925.17	26,354,500.30	(3,210,575.13)	-	-	23,143,925.17	8,497,757.61	67,667.89	10,584,239.52	2,971,519.28	22,121,184.30
Environment/Sanitary Services	5021201000	2,800,000.00	-	(2,800,000.00)	-	2,800,000.00	(2,800,000.00)	-	-	-	-	-	-	-	-
Janitorial Services	5021202000	6.78	-	2,743,122.89	2,743,129.67	6.78	2,743,122.89	-	-	2,743,129.67	2,693,129.67	0.00	-	-	2,693,129.67
Security Services	5021203000	3,074,000.00	-	(1,610,000.00)	1,464,000.00	3,074,000.00	(1,610,000.00)	-	-	1,464,000.00	1,003,518.14	-	-	-	1,003,518.14
Other General Services	5021299000	589,529.70	-	(538,470.95)	51,058.75	589,529.70	(538,470.95)	-	-	51,058.75	-	-	-	-	-
RM - Investment Property	5021301000	-	-	-	-	-	-	-	-	-	-	-	-	-	-
RM - Other Land Improvements	5021302099	1,000.00	-	-	1,000.00	1,000.00	-	-	-	1,000.00	-	-	-	-	-
RM - Road Networks	5021303001	-	-	-	-	-	-	-	-	-	-	-	-	-	-
RM - Flood Control Systems	5021303002	-	-	-	-	-	-	-	-	-	-	-	-	-	-
RM - Sewer Systems	5021303003	-	-	-	-	-	-	-	-	-	-	-	-	-	-
RM - Water Supply System	5021303004	2,150.00	-	1,400.00	3,550.00	2,150.00	1,400.00	-	-	3,550.00	-	-	1,400.00	(1,400.00)	-
RM - Power Supply Systems	5021303005	10,605.00	-	-	10,605.00	10,605.00	-	-	-	10,605.00	-	-	-	-	-
RM - Communication Networks	5021303006	-	-	-	-	-	-	-	-	-	-	-	-	-	-
RM - Other Infrastructure Assets	5021303099	-	-	-	-	-	-	-	-	-	-	-	-	-	-
RM - Buildings	5021304001	-	-	1,514,704.50	1,514,704.50	-	1,514,704.50	-	-	1,514,704.50	1,450,392.00	-	(225.00)	64,312.50	1,514,479.50
RM - Hospitals and Health Centers	5021304003	1,874,085.90	-	(1,338,774.58)	535,311.32	1,874,085.90	(1,338,774.58)	-	-	535,311.32	-	-	-	-	-
RM - Hotels and Dormitories	5021304006	-	-	-	-	-	-	-	-	-	-	-	-	-	-
RM - Other Structures	5021304099	13,505.00	-	(13,505.00)	-	13,505.00	(13,505.00)	-	-	-	-	-	-	-	-
RM - Machinery	5021305001	-	-	-	-	-	-	-	-	-	-	-	-	-	-
RM - Office Equipment	5021305002	227,947.00	-	(27,967.61)	199,979.39	227,947.00	(27,967.61)	-	-	199,979.39	27,108.00	9,390.00	6,876.00	-	43,374.00
RM - ICT Equipment	5021305003	-	-	9,207,999.99	9,207,999.99	-	9,207,999.99	-	-	9,207,999.99	3,800,000.00	4,458,000.00	-	949,999.99	9,207,999.99
RM - Airport Equipment	5021305006	-	-	-	-	-	-	-	-	-	-	-	-	-	-
RM - Communication Equipment	5021305007	-	-	-	-	-	-	-	-	-	-	-	-	-	-
RM - Disaster Response and Rescue Equipment	5021305009	-	-	-	-	-	-	-	-	-	-	-	-	-	-
RM - Medical Equipment	5021305011	-	-	12,000.00	12,000.00	-	12,000.00	-	-	12,000.00	12,000.00	-	-	-	12,000.00
RM - Printing Equipment	5021305012	-	-	-	-	-	-	-	-	-	-	-	-	-	-
RM - Sports Equipment	5021305013	-	-	-	-	-	-	-	-	-	-	-	-	-	-
RM - Technical and Scientific Equipment	5021305014	-	-	-	-	-	-	-	-	-	-	-	-	-	-
RM - Other Machinery and Equipment	5021305099	-	-	206,796.00	206,796.00	-	206,796.00	-	-	206,796.00	79,796.00	112,000.00	11,080.00	-	202,876.00
RM - Motor Vehicles	5021306001	754,436.29	-	(311,329.72)	443,106.57	754,436.29	(311,329.72)	-	-	443,106.57	97,265.46	-	20,751.62	129,940.00	247,957.08
RM - Trains	5021306002	-	-	-	-	-	-	-	-	-	-	-	-	-	-
RM - Watercrafts	5021306004	-	-	-	-	-	-	-	-	-	-	-	-	-	-
RM - Other Transportation Equipment	5021306099	-	-	-	-	-	-	-	-	-	-	-	-	-	-
RM - Furniture and Fixtures	5021307000	158,096.22	-	(149,096.22)	9,000.00	158,096.22	(149,096.22)	-	-	9,000.00	-	-	-	-	-
RM - Leased Assets, Buildings and other structures	5021308001	-	-	-	-	-	-	-	-	-	-	-	-	-	-
RM - Leased Assets, Machinery and Equipment	5021308002	-	-	-	-	-	-	-	-	-	-	-	-	-	-
RM - Leased Assets, Transportation Equipment	5021308003	-	-	-	-	-	-	-	-	-	-	-	-	-	-
RM - Leased Assets, Other Leased Assets	5021308099	-	-	-	-	-	-	-	-	-	-	-	-	-	-
RM - Leased Assets Improvements, Land	5021309001	-	-	-	-	-	-	-	-	-	-	-	-	-	-
RM - Leased Assets Improvements, Buildings	5021309002	-	-	-	-	-	-	-	-	-	-	-	-	-	-
RM - Other Leased Assets Improvements	5021309003	-	-	-	-	-	-	-	-	-	-	-	-	-	-
RM - Historical Buildings	5021310001	-	-	-	-	-	-	-	-	-	-	-	-	-	-
RM - Work of Arts and Archeological Specimens	5021310002	-	-	-	-	-	-	-	-	-	-	-	-	-	-
RM - Other Heritage Assets	5021310003	-	-	-	-	-	-	-	-	-	-	-	-	-	-
RM-Semi-Expendable - Machinery	5021321001	-	-	-	-	-	-	-	-	-	-	-	-	-	-





PARTICULARS	UACS CODE	APPROPRIATION				ALLOTMENTS					TOTAL OBLIGATION				
		Authorized Appropriation	Adjustments (Transfer To/From Realignment)		Adjusted Appropriations	Allotments Received	Adjustments (Withdrawal, Realignment)	(Transfer to)	Transfer from	Adjusted Total Allotments	1st Qtr ending March 31	2nd Qtr ending June 30	3rd Qtr ending Sept. 30	4th Qtr ending Dec. 31	TOTAL (REGULAR FUND)
			Outside Dept.	Within Dept.											
1	2	3	4	5	6=(3+4+5)	7	8	9	10	11=(7+8+9+10)	12	13.00	14	15	16=(12+13+14+15)
Disaster Response and Rescue Equipment	5060405009	-	-	-	-	-	-	-	-	-	-	-	-	-	-
Medical Equipment	5060405011	636,038,484.15	-	(358,750,118.15)	277,288,366.00	636,038,484.15	-	(358,750,118.15)	-	277,288,366.00	16,921,200.00	33,098,200.00	227,268,966.00	-	277,288,366.00
Printing Equipment	5060405012	-	-	-	-	-	-	-	-	-	-	-	-	-	-
Technical and Scientific Equipment	5060405014	-	-	-	-	-	-	-	-	-	-	-	-	-	-
Other Machinery and Equipment	5060405099	-	-	-	-	-	-	-	-	-	-	-	-	-	-
Motor Vehicles	5060406001	115,860,000.00	-	(69,100,000.00)	46,760,000.00	115,860,000.00	-	(69,100,000.00)	-	46,760,000.00	16,688,000.00	104,000.00	-	14,490,000.00	31,282,000.00
Trains	5060406002	-	-	-	-	-	-	-	-	-	-	-	-	-	-
Watercrafts	5060406004	-	-	-	-	-	-	-	-	-	-	-	-	-	-
Other Transportation Equipment	5060406099	-	-	-	-	-	-	-	-	-	-	-	-	-	-
Furniture and Fixtures	5060407001	-	-	-	-	-	-	-	-	-	-	-	-	-	-
Books	5060407002	-	-	-	-	-	-	-	-	-	-	-	-	-	-
Other Property, Plant and Equipment	5060409099	-	-	-	-	-	-	-	-	-	-	-	-	-	-
Patents/ Copyrights	5060601000	-	-	-	-	-	-	-	-	-	-	-	-	-	-
Computer Software	5060602000	-	-	-	-	-	-	-	-	-	-	-	-	-	-
Other Intangible Assets	5060699000	-	-	-	-	-	-	-	-	-	-	-	-	-	-
TOTAL-conap		3,039,045,687.11	-	(1,477,813,483.84)	1,561,232,203.27	3,039,045,687.11	(0.00)	(1,477,813,483.84)	-	1,561,232,203.27	314,503,168.59	393,337,799.00	491,686,239.52	268,367,747.50	1,467,894,954.61
GRAND TOTAL		48,951,731,687.11	-	(18,020,700,266.61)	30,931,031,420.50	49,781,611,654.11	(0.00)	(19,216,626,114.61)	-	30,564,985,539.50	1,996,431,324.61	12,157,634,396.58	3,603,552,835.05	10,194,099,065.03	27,951,717,621.27

Department: HEALTH  
 Agency: CENTRAL OFFICE  
 Operating Unit  
 Organization Code (UACS): 13001000000  
 Fund Cluster: 01 - Regular Agency Fund, 04 - Special A

PARTICULARS	UACS CODE	CURRENT YEAR DISBURSEMENTS					BALANCES				
		1st Qtr ending March 31	2nd Qtr ending June 30	3rd Qtr ending Sept. 30	4th Qtr ending Dec. 31	TOTAL	Unreleased Appropriation	Unobligated Allotment	UNPAID OBLIGATION		
		17	18	19	20	21=(17+18+19+20)	22=(6-11)	23=(11-16)	Due and Demandable 24.00	Not Yet Due and Demandable 25.00	
<b>CURRENT APPROPRIATION</b>											
<b>SUMMARY</b>											
<b>A. AGENCY SPECIFIC BUDGET</b>		<b>664,652,852.77</b>	<b>2,663,343,119.90</b>	<b>8,841,174,868.76</b>	<b>2,812,784,332.61</b>	<b>14,981,955,174.04</b>	<b>366,045,881.00</b>	<b>2,421,879,685.87</b>		<b>10,593,972,527.87</b>	
<b>Personnel Services</b>		<b>176,743,782.48</b>	<b>192,980,033.48</b>	<b>150,231,050.98</b>	<b>152,117,041.27</b>	<b>672,071,908.21</b>	<b>365,925,421.00</b>	<b>7,375,254.62</b>		<b>18,406,791.81</b>	
Basic Salary- Civilian	50101010 01	74,444,242.24	67,825,625.63	83,351,002.08	77,052,941.34	129,040,531.50	(2,766,354.00)	15,873.61		320,957.19	
Salaries and Wages - Casual/ Contractual	50101020 00	58,003,927.62	39,121,194.33	25,056,638.66	6,858,770.89	109,049,521.50	(2,766,354.00)			162,082.51	
PERA-Civilian	50102010 01	5,476,782.58	4,588,834.09	4,728,862.34	3,579,240.73	18,373,719.74	(165,164.00)	3,686.57		17,760.27	
Representation Allowance (RA)	50102020 00	3,763,400.00	2,876,250.00	2,520,100.00	1,803,844.00	10,963,594.00	(60,000.00)	11,000.00		61,500.00	
Transportation Allowance (TA)	50102030 01	1,298,273.82	2,324,830.22	521,949.97	1,495,341.49	5,640,395.50	(60,000.00)	14,406.09		465,847.63	
Clothing/Uniform Allowance- Civilian	50102040 01	2,966,100.00	1,525,000.00	161,397.93	(1,077.97)	4,651,419.96	(115,000.00)	4,680.04		3,972.50	
Subsistence Allowance- Magna Carta Benefits for Public Health Workers	50102050 03	2,929,560.00	1,889,715.00	2,540,690.00	1,777,798.50	9,137,763.50	(40,800.00)	100.00		4,402.82	
Laundry Allowance- Magna Carta Benefits for Public Health Workers	50102060 04	410,727.00	424,636.27	295,385.52	285,045.50	1,415,794.29	(7,029.00)			840.32	
Quarters Allowance- Magna Carta Benefits for Public Health Workers	50102070 04	-	-	-	-	-	-	-		-	
Productivity Incentive Allowance- Civilian	50102080 01	-	-	-	-	-	-	-		-	
Overseas Allowance-Civilian	50102090 01	-	-	-	-	-	-	-		-	
Honoraria- Magna Carta Benefits for Public Health Workers	50102100 01	4,510.95	-	-	-	4,510.95	-	-		-	
HP- Magna Carta Benefits for Public Health Workers under	50102110 05	17,761,796.82	11,805,122.67	17,499,114.72	12,219,768.16	59,285,802.37	(292,850.00)	3,909,448.45		13,020.81	
Longevity Pay- Magna Carta Benefits for Public Health Workers	50102120 04	5,299,132.47	5,366,171.17	8,711,807.76	6,998,465.64	26,375,577.04	-	-		23,413.66	
Overtime Pay	50102130 01	185,519.59	177,174.89	344,815.27	383,321.56	1,090,831.31	-	736.96		41,247.54	
Night-shift Differential Pay	50102130 02	-	-	-	11,401.01	11,401.01	0.00	1,422,617.90		-	
Bonus- Civilian	50102140 01	-	-	-	27,613,248.30	27,613,248.30	(641,768.00)	27,412.18		6,330.70	
Cash Gift- Civilian	50102150 01	-	-	-	3,335,000.00	3,335,000.00	(55,000.00)	40,477.62		-	
Mid-Year Bonus	50102990 36	-	43,887,817.00	21,986.00	44,411.93	43,954,214.93	-	-		1,519.62	
Collective Negotiation Agreement	50102990 11	-	-	-	663,330.00	663,330.00	-	1,741,888.46		17,150,722.54	
Productivity Enhancement Incentive- Civilian	50102990 12	-	-	-	3,250,000.00	3,250,000.00	-	61,564.91		-	
Performance Based Bonus- Civilian	50102990 14	-	-	-	-	-	-	-		-	
Retirement and Life Insurance Premiums	50103010 00	3,052,161.67	9,271,082.96	3,147,956.37	445,891.44	15,917,092.44	-	-		0.00	
Pag-ibig- Civilian	50103020 01	263,185.22	296,416.75	237,431.86	274,294.77	1,071,328.60	(5,320.00)	16,665.89		(600.00)	
Philhealth- Civilian	50103030 01	718,662.50	1,344,562.50	671,712.50	1,085,117.50	3,820,055.00	(22,960.00)	2,912.50		1,587.50	
ECIP- Civilian	50103040 01	165,800.00	255,600.00	260,200.00	246,600.00	928,200.00	(8,859.00)	26,604.78		4,000.00	
Pension Benefits- Civilian	50104010 01	-	-	-	-	-	-	-		-	
Retirement and Graduity- Civilian	50104020 01	-	-	-	940,656.01	940,656.01	202,499,343.00	0.99		-	
Terminal Leave Benefits- Civilian	50104030 01	-	-	-	1,693,630.47	1,693,630.47	136,106,182.00	1.33		128,186.20	
Lump-sum for Creation of New Positions- Civilian	50104990 01	-	-	-	-	-	-	-		-	
Lump-sum for Reclassification of Positions	50104990 03	-	-	-	-	-	-	-		-	
Lump-sum for Equivalent Record Form	50104990 04	-	-	-	-	-	-	-		-	
Lump-sum for Compensation Adjustment	50104990 06	-	-	-	-	-	-	-		-	
Lump-sum for Filling of Positions	50104990 07	-	-	-	-	-	31,561,000.00	-		-	
Lump-sum for NBC No. 308	50104990 08	-	-	-	-	-	-	-		-	
Lump-sum for Personnel Services	50104990 09	-	-	-	-	-	-	-		-	
Lump-sum for Step Increments- Length of Service	50104990 10	-	-	-	-	-	-	75,176.34		-	
Lump-sum for Step Increments- Meritous performance	50104990 11	-	-	-	-	-	-	-		-	
Other Lump-sum	50104990 12	-	-	-	-	-	-	-		-	
Other Personnel Benefits	50104990 99	-	-	160,000.00	60,000.00	220,000.00	-	-		-	
<b>Maintenance &amp; Other Operating Expenses</b>		<b>487,909,070.29</b>	<b>2,470,363,086.42</b>	<b>8,066,497,604.86</b>	<b>2,366,148,873.07</b>	<b>13,390,918,634.64</b>	<b>120,460.00</b>	<b>1,281,876,223.71</b>		<b>4,264,045,928.95</b>	
Traveling Expenses-Local	5020101000	5,747,459.56	7,266,473.71	6,936,891.18	12,537,788.01	32,488,612.46	-	21,704,211.29		3,310,069.18	
Traveling Expenses-Foreign	5020102000	3,942,352.88	18,573,792.05	6,850,648.60	6,754,888.08	36,121,681.61	-	13,269,379.45		730,212.96	
Training Expenses	5020201000	2,412,276.59	9,875,768.12	25,985,583.25	30,407,112.65	68,680,740.61	-	73,878,424.57		75,367,213.47	
Scholarship Grants/ Expenses	5020202000	5,643,022.00	7,960,684.25	942,759.80	31,335,975.70	45,882,441.75	-	1,078,606.00		22,587,058.15	
Office Supplies Expenses	5020301000	1,043,873.00	1,611,916.73	1,734,304.25	3,870,962.56	8,261,056.54	(278,990,000.00)	116,598,163.52		999,481.53	
Accountable Forms Expenses	5020302000	-	12,600.00	-	6,000.00	18,600.00	-	-		-	
Non-accountable Forms Expenses	5020303000	-	-	-	-	-	-	-		1,478,400.00	
Animal/Zoological Supplies Expenses	5020304000	-	-	-	-	-	-	-		-	
Food Supplies Expenses	5020305000	-	1,487.50	-	-	1,487.50	-	995,050.37		-	
Welfare Goods Expenses	5020306000	-	-	-	-	-	-	-		-	

PARTICULARS	UACS CODE	CURRENT YEAR DISBURSEMENTS					BALANCES				
		1st Qtr ending March 31	2nd Qtr ending June 30	3rd Qtr ending Sept. 30	4th Qtr ending Dec. 31	TOTAL	Unreleased Appropriation	Unobligated Allotment	UNPAID OBLIGATION		
		17	18	19	20	21=(17+18+19+20)	22=(6-11)	23=(11-16)	Due and Demandable 24.00	Not Yet Due and Demandable 25.00	
Drugs and Medicines Expenses	5020307000	172,597,770.43	1,964,496,940.45	6,722,038,821.32	606,023,421.16	9,465,156,953.36	279,096,000.00	186,703,360.16		1,993,784,832.66	
Medical, Dental and Laboratory Supplies Expenses	5020308000	500.00	12,233,236.24	140,858,127.29	371,254,620.88	524,346,484.41	14,460.00	112,707,899.21		578,242,147.90	
Fuel, Oil and Lubricants Expenses	5020309000	174,951.99	432,179.87	236,361.93	795,303.31	1,638,797.10	-	8,443,186.28		1,152,396.88	
Agricultural Supplies Expenses	5020310000	-	-	-	-	-	-	-		-	
Textbooks and Instructional Materials Expenses	5020311001	-	-	-	-	-	-	-		-	
Semi-Expendable - Machinery	5020321001	-	-	-	14,603,101.04	14,603,101.04	-	-		-	
Semi-Expendable - Office Equipment	5020321002	-	55,278.10	22,298,434.32	-	22,353,712.42	-	-		-	
Semi-Expendable - Information and Communication Technol	5020321003	-	31,679.00	155,012.00	35,999.00	222,690.00	-	-		21,315,240.80	
Semi-Expendable - Agricultural and Forestry Equipment	5020321004	-	-	-	-	-	-	-		-	
Semi-Expendable - Marine and Fishery Equipment	5020321005	-	-	-	-	-	-	-		-	
Semi-Expendable - Airport Equipment	5020321006	-	-	-	3,669.75	3,669.75	-	-		11,270,000.00	
Semi-Expendable - Communication Equipment	5020321007	-	-	-	-	-	-	1,000.00		768,000.00	
Semi-Expendable - Disaster Response and Rescue Equipme	5020321008	-	-	-	-	-	-	-		-	
Semi-Expendable - Military, Police and Security Equipment E	5020321009	-	-	-	-	-	-	-		339,750.00	
Semi-Expendable - Medical Equipment	5020321010	-	-	-	-	-	-	-		-	
Semi-Expendable - Printing Equipment	5020321011	-	-	-	-	-	-	-		-	
Semi-Expendable - Sports Equipment	5020321012	-	-	-	-	-	-	-		-	
Semi-Expendable - Technical and Scientific Equipment	5020321013	-	-	-	57,099.00	99,425.16	-	8,000.00		1,421,576.00	
Semi-Expendable - Other Machinery and Equipment	5020321099	8,000.00	34,326.16	-	785,582.00	19,257,782.00	-	-		1,735,768.26	
Semi-Expendable - Furniture and Fixtures	5020322001	-	-	18,472,200.00	-	-	-	-		190,848.00	
Semi-Expendable - Books	5020322002	-	-	-	-	-	-	-		-	
Other Supplies and Materials Expenses	5020399000	253,029.66	17,027,572.55	526,299,390.22	398,380,080.97	941,960,073.40	-	36,881,402.56		685,022,004.58	
Water Expenses	5020401000	3,710,804.89	(969,005.03)	311,351.80	3,753,153.78	6,806,305.44	-	2,894,280.69		647,293.72	
Electricity Expenses	5020402000	2,947,203.03	11,005,554.11	3,430,474.09	14,477,513.47	31,860,744.70	-	4,964,868.45		3,744,719.92	
Gas/Heating Expenses	5020403000	-	-	-	-	-	-	-		-	
Other utility Expenses	5020499000	-	-	-	-	-	-	-		-	
Postage and Courier Services	5020501000	226,077.06	363,284.00	349,753.00	617,791.58	1,556,905.64	-	935,314.07		393,176.51	
Telephone- Mobile	5020502001	944,754.00	2,586,946.61	1,179,197.21	2,645,300.45	7,356,198.27	-	1,396,125.43		405,795.36	
Telephone- Landline	5020502002	923,162.75	1,143,317.66	909,602.90	2,446,668.90	5,422,752.21	-	385,001.60		1,804,297.39	
Internet Subscription Expenses	5020503000	12,993.00	17,998.00	810,000.00	2,518,577.12	3,359,568.12	-	5,511,097.97		5,480,607.80	
Cable, Satellite, Telegraph and Radio Expenses	5020504000	-	-	447,100.43	228,725.00	675,825.43	-	7,879.57		1,359,255.00	
Awards/ Rewards Expenses	5020601001	-	-	-	-	-	-	612,000.00		-	
Rewards and Incentives	5020601002	-	-	-	-	-	-	-		-	
Prizes	5020602000	-	-	-	-	-	-	-		-	
Indemnities	5020603000	-	-	-	-	-	-	1,134,458.44		-	
Survey Expenses	5020701000	-	-	-	-	-	-	31,272,077.04		-	
Research, Exploration and Development Expenses	5020702000	-	-	-	-	-	-	-		-	
Confidential Expenses	5021001000	-	-	-	-	-	-	-		-	
Intelligence Expenses	5021002000	-	-	-	-	-	-	-		-	
Extraordinary and Miscellaneous Expenses	5021003000	769,100.01	1,518,500.01	377,000.01	1,597,033.34	4,261,633.37	-	3,079,100.00		(58,533.33)	
Legal Services	5021101000	-	2,500.00	-	-	7,500.00	-	12,000.00		751,500.00	
Auditing Services	5021102000	12,110.08	27,030.49	5,215.75	51,956.87	96,313.19	-	303,061.77		39,721.04	
Consultancy Services	5021103000	595,000.00	1,280,000.00	4,138,105.98	44,761,842.10	50,774,948.08	-	11,037,345.96		283,910,604.44	
Other Professional Services	5021199000	31,018,997.64	44,089,580.01	55,600,232.54	94,292,237.80	225,001,047.99	-	183,151,825.50		109,350,901.31	
Environment/Sanitary Services	5021201000	-	-	-	-	-	-	-		-	
Janitorial Services	5021202000	32,345,223.12	732,455.25	-	48,830.35	33,126,508.72	-	541,000.00		700,582.56	
Security Services	5021203000	3,235,554.42	6,471,108.84	1,331,433.85	19,881,587.91	30,919,685.02	-	8,024,801.84		3,171,486.26	
Other General Services	5021299000	-	-	-	-	-	-	201,000.00		-	
RM - Investment Property	5021301000	-	-	-	-	-	-	-		-	
RM - Other Land Improvements	5021302099	-	-	-	-	-	-	-		-	
RM - Road Networks	5021303001	-	-	-	-	-	-	-		-	
RM - Flood Control Systems	5021303002	-	-	-	-	-	-	-		-	
RM - Sewer Systems	5021303003	-	-	-	-	-	-	1,400.00		(1,400.00)	
RM - Water Supply System	5021303004	-	-	-	-	-	-	-		-	
RM - Power Supply Systems	5021303005	-	-	53,455.00	-	53,455.00	-	-		1,303,272.00	
RM - Communication Networks	5021303006	-	-	-	-	-	-	-		-	
RM - Other Infrastructure Assets	5021303099	900.00	-	-	-	900.00	-	-		-	
RM - Buildings	5021304001	128,250.33	227,921.65	216,788.77	320,399.00	893,359.75	-	348,840.41		420,983.37	
RM - Hospitals and Health Centers	5021304003	-	-	-	-	-	-	-		-	
RM - Hotels and Dormitories	5021304006	-	-	-	-	-	-	52,250.00		-	
RM - Other Structures	5021304099	-	750.00	-	-	750.00	-	-		-	
RM - Machinery	5021305001	-	420.00	-	-	420.00	-	-		-	
RM - Office Equipment	5021305002	18,556.00	(2,497.00)	35,340.00	(4,106.00)	47,293.00	-	705,110.00		25,328.00	
RM - ICT Equipment	5021305003	-	-	-	22,950.00	22,950.00	-	2,938,276.78		18,587,648.09	
RM - Airport Equipment	5021305006	-	-	-	-	-	-	-		-	
RM - Communication Equipment	5021305007	-	-	-	-	-	-	995.00		(995.00)	
RM - Disaster Response and Rescue Equipment	5021305009	-	-	-	-	-	-	-		-	
RM - Medical Equipment	5021305011	-	-	-	2,940.00	2,940.00	-	487,000.00		-	

PARTICULARS	UACS CODE	CURRENT YEAR DISBURSEMENTS					BALANCES				
		1st Qtr ending March 31	2nd Qtr ending June 30	3rd Qtr ending Sept. 30	4th Qtr ending Dec. 31	TOTAL	Unreleased Appropriation	Unobligated Allotment	UNPAID OBLIGATION		
		17	18	19	20	21=(17+18+19+20)	22=(6-11)	23=(11-16)	Due and Demandable	Not Yet Due and Demandable	
								24.00	25.00		
										28,000.00	
RM - Printing Equipment	5021305012	-	-	-	-	-	-	-	-	-	
RM - Sports Equipment	5021305013	-	-	-	-	-	-	-	-	-	
RM - Technical and Scientific Equipment	5021305014	-	-	-	-	-	-	-	-	-	
RM - Other Machinery and Equipment	5021305099	880.00	-	4,860.00	995.00	6,735.00	-	113,000.00	-	600.00	
RM - Motor Vehicles	5021306001	136,325.24	205,364.30	127,604.00	742,520.69	1,211,814.23	-	173,859.08	-	120,229.40	
RM - Trains	5021306002	-	-	-	-	-	-	-	-	-	
RM - Watercrafts	5021306004	-	-	-	8,500.00	8,500.00	-	-	-	-	
RM - Other Transportation Equipment	5021306099	-	-	-	-	-	-	-	-	-	
RM - Furniture and Fixtures	5021307000	29,844.00	18,194.75	-	20,578.00	68,616.75	-	11,000.00	-	2,467.00	
RM - Leased Assets, Buildings and other structures	5021308001	-	-	-	-	-	-	-	-	-	
RM - Leased Assets, Machinery and Equipment	5021308002	-	-	-	-	-	-	-	-	-	
RM - Leased Assets, Transportation Equipment	5021308003	-	-	-	-	-	-	-	-	-	
RM - Leased Assets, Other Leased Assets	5021308099	-	-	-	-	-	-	-	-	-	
RM - Leased Assets Improvements, Land	5021309001	-	-	-	-	-	-	-	-	-	
RM - Leased Assets Improvements, Buildings	5021309002	-	-	-	-	-	-	-	-	-	
RM - Other Leased Assets Improvements	5021309003	-	-	-	-	-	-	-	-	-	
RM - Historical Buildings	5021310001	-	-	-	-	-	-	-	-	-	
RM - Work of Arts and Archeological Specimens	5021310002	-	-	-	-	-	-	-	-	-	
RM - Other Heritage Assets	5021310003	-	-	-	-	-	-	-	-	-	
RM-Semi-Expendable - Machinery	5021321001	-	-	-	-	-	-	-	-	-	
RM-Semi-Expendable - Office Equipment	5021321002	-	-	-	-	-	-	-	-	-	
RM-Semi-Expendable - Information and Communication Tech	5021321003	-	1,500.00	-	-	1,500.00	-	-	-	-	
RM-Semi-Expendable - Communication Equipment	5021321007	-	-	-	-	-	-	-	-	-	
RM-Semi-Expendable - Disaster Response and Rescue Equi	5021321008	-	-	-	-	-	-	-	-	-	
RM-Semi-Expendable - Medical Equipment	5021321010	-	-	-	-	-	-	-	-	-	
RM-Semi-Expendable - Printing Equipment	5021321011	-	-	-	-	-	-	-	-	-	
RM-Semi-Expendable - Sports Equipment	5021321012	-	-	-	-	-	-	-	-	-	
RM-Semi-Expendable - Technical and Scientific Equipment	5021321013	-	-	-	-	-	-	-	-	-	
RM-Semi-Expendable - Other Machinery and Equipment	5021321099	-	-	-	-	-	-	-	-	-	
RM-Semi-Expendable - Furniture and Fixtures	5021322001	30,487.00	-	-	72,000.00	102,487.00	-	3,651.00	-	18,934.62	
RM-Semi-Expendable - Books	5021322002	-	-	-	-	-	-	-	-	-	
RM - Other Property, Plant and Equipment	5021399099	-	-	-	12,413,364.00	12,413,364.00	-	-	-	-	
Subsidy to National Government Agencies	5021401000	-	-	-	-	-	-	11,838,261.25	-	70,294,191.80	
Financial Assistance to NGAs	5021402000	215,449,296.00	2,626,680.00	55,509,306.00	214,109,641.00	487,694,923.00	-	3,997,852.34	-	-	
Financial Assistance to LGU	5021403000	-	-	-	-	-	-	-	-	-	
Tobacco Excise Tax (Virginia) per R.A. 7171	5021403001	-	-	-	-	-	-	-	-	-	
Tobacco Excise Tax (Burley and Native) per R.A. 8240	5021403002	-	-	-	-	-	-	-	-	-	
Royalties per R.A. 7160	5021403004	-	-	-	-	-	-	-	-	-	
Value Added Tax per R.A. 7643	5021403009	-	-	-	-	-	-	-	-	-	
Value Added Tax in lieu of Franchise Tax per R.A. 7653 and	5021403010	-	-	-	-	-	-	-	-	-	
Subsidy Support to Operations of GOCCs	5021404001	-	300,000,000.00	359,319,337.39	348,429,989.81	1,007,749,327.20	-	6,749,066.56	-	9,250,000.00	
Financial Assistance to NGOs/POs	5021405000	-	-	9,326,250.00	16,425,750.00	25,752,000.00	-	50,000.00	-	4,327,810.77	
Subsidy to Regional Offices/Staff Bureaus	5021407000	-	-	-	-	-	-	-	-	-	
Subsidy to Operating Units	5021408000	-	-	-	-	-	-	-	-	-	
Subsidy to Other Funds	5021409000	-	-	-	-	-	-	13,392,003.39	-	-	
Subsidy- Others	5021499000	-	-	-	-	-	-	-	-	-	
Taxes, Duties and Licenses	5021501001	446,617.65	31,758,469.36	57,878,146.36	68,796,352.40	158,879,585.77	-	17,692,977.33	-	29,829,725.52	
Tax Refund	5021501002	-	-	-	-	-	-	-	-	-	
Fidelity Bond Premiums	5021502000	173,257.50	220,875.00	-	85,500.00	479,632.50	-	11,117.50	-	11,250.00	
Insurance Expenses	5021503000	192,065.95	71,004.53	32,062.01	7,310,184.17	7,605,316.66	-	1,005,847.34	-	8,630,561.70	
Labor and Wages	5021601000	395,743.85	968,761.47	893,208.43	1,714,088.04	3,971,801.79	-	6,296.64	-	82,459.01	
Advertising Expenses	5029901000	821,840.00	531,268.42	6,786,369.60	3,130,280.16	11,269,758.18	-	32,414,994.33	-	145,437,215.26	
Printing and Publication Expenses	5029902000	79,833.60	-	1,927.20	5,000.00	86,760.80	-	12,721,755.54	-	21,600,213.40	
Representation Expenses	5029903000	438,251.00	2,080,263.57	3,539,143.21	5,271,252.88	11,328,910.66	-	2,706,361.27	-	8,634,268.59	
Transportation and Delivery Expenses	5029904000	-	11,339,747.24	16,030,228.43	9,206,034.28	36,576,009.95	-	281,946,204.92	-	107,780,215.75	
Rent- Building and Structures	5029905001	-	338,000.00	12,958,000.00	9,297,000.00	22,593,000.00	-	265,000.00	-	15,983,000.00	
Rent- Lands	5029905002	-	-	-	-	-	-	-	-	-	
Rent- Motor Vehicles	5029905003	294,671.42	2,537,542.72	503,923.58	944,494.78	4,280,632.50	-	451,834.16	-	1,356,692.28	
Rent- Equipment	5029905004	524,225.39	1,390,047.65	1,442,907.16	1,358,896.73	4,716,076.93	-	2,190,877.58	-	2,427,989.54	
Rent- Living Quarters	5029905005	-	-	-	-	-	-	-	-	-	
Operating Lease	5029905006	-	-	-	-	-	-	-	-	-	
Financial Lease	5029905007	-	-	-	-	-	-	-	-	-	
Membership Dues and Contributions to Organizations	5029906000	-	-	-	26,992.35	26,992.35	-	218,190.82	-	-	
Subscription Expenses	5029907000	19,874.00	61,811.00	26,350.00	840,673.00	948,708.00	-	6,830.00	-	4,453,521.00	
Donations	5029908000	-	-	-	-	-	-	6,451,000.00	-	-	

PARTICULARS	UACS CODE	CURRENT YEAR DISBURSEMENTS					BALANCES				
		1st Qtr ending March 31	2nd Qtr ending June 30	3rd Qtr ending Sept. 30	4th Qtr ending Dec. 31	TOTAL	Unreleased Appropriation	Unobligated Allotment	UNPAID OBLIGATION		
		17	18	19	20	21=(17+18+19+20)			22=(6-11)	23=(11-16)	Due and Demandable 24.00
Website Maintenance	5029999001	-	-	-	-	-	-	1,007,000.00	-	150.00	
Other Maintenance and Operating Expenses	5029999002	163,935.25	8,103,757.08	102,100.00	1,418,780.00	9,788,572.33	-	53,409,849.91	-	2,025,188.50	
<b>Capital Outlays</b>		-	-	624,446,212.92	294,517,122.43	918,963,335.35	-	1,132,628,207.54	-	6,311,519,807.11	
Land	5060401001	-	-	-	-	-	-	17,000,000.00	-	-	
Other Land Improvements	5060402099	-	-	-	-	-	-	-	-	-	
Water Supply Systems	5060403004	-	-	-	-	-	-	-	-	-	
Power Supply Systems	5060403005	-	-	-	-	-	-	-	-	-	
Communication Networks	5060403006	-	-	-	-	-	-	-	-	-	
Other Infrastructure Assets	5060403099	-	-	-	-	-	-	-	-	-	
Buildings	5060404001	-	-	-	-	-	-	885,619,250.00	-	-	
Hospitals and Health Centers	5060404003	-	-	304,720,000.00	120,000,000.00	424,720,000.00	309,583,000.00	8,000,000.00	-	238,240,000.00	
Hotels and Dormitories	5060404006	-	-	-	-	-	-	-	-	-	
Other Structures	5060404099	-	-	-	-	-	-	-	-	-	
Machinery	5060405001	-	-	-	-	-	-	-	-	-	
Office Equipment	5060405002	-	-	-	-	-	-	-	-	115,000.00	
Information and Communication Technology Equipment	5060405003	-	-	230,057,694.50	39,449,421.43	269,507,115.93	-	-	-	211,701,408.64	
Airport Equipment	5060405006	-	-	-	-	-	-	-	-	-	
Communication Equipment	5060405007	-	-	-	-	-	-	-	-	399,820.00	
Disaster Response and Rescue Equipment	5060405009	-	-	-	-	-	-	-	-	-	
Medical Equipment	5060405011	-	-	-	128,850,000.00	128,850,000.00	(309,583,000.00)	166,756,500.00	-	5,461,261,600.00	
Printing Equipment	5060405012	-	-	-	-	-	-	-	-	-	
Technical and Scientific Equipment	5060405014	-	-	-	-	-	-	-	-	-	
Other Machinery and Equipment	5060405099	-	-	-	-	-	-	-	-	597,720.00	
Motor Vehicles	5060406001	-	-	-	-	-	-	53,336,000.00	-	394,664,000.00	
Trains	5060406002	-	-	-	-	-	-	-	-	-	
Watercrafts	5060406004	-	-	-	-	-	-	-	-	-	
Other Transportation Equipment	5060406099	-	-	-	-	-	-	-	-	-	
Furniture and Fixtures	5060407001	-	-	-	-	-	-	-	-	-	
Books	5060407002	-	-	-	-	-	-	-	-	-	
Other Property, Plant and Equipment	5060409099	-	-	-	-	-	-	-	-	-	
Patents/ Copyrights	5060601000	-	-	-	-	-	-	-	-	-	
Computer Software	5060602000	-	-	89,668,518.42	6,217,701.00	95,886,219.42	-	1,916,457.54	-	4,540,258.47	
Other Intangible Assets	5060699000	-	-	-	-	-	-	-	-	-	
<b>Financial Expenses</b>		-	-	-	1,295.84	1,295.84	-	-	-	-	
Management Supervision/ Trusteeship Fees	5030101000	-	-	-	-	-	-	-	-	-	
Interest Paid to Residents other than General Government	5030102001	-	-	-	-	-	-	-	-	-	
Interest Paid to other General Government Units	5030102002	-	-	-	-	-	-	-	-	-	
Guarantee Fees	5030103000	-	-	-	-	-	-	-	-	-	
Bank Charges	5030104000	-	-	-	1,295.84	1,295.84	-	-	-	-	
Commitment Fees	5030105000	-	-	-	-	-	-	-	-	-	
Other Financial Charges	5030199000	-	-	-	-	-	-	-	-	-	
<b>B. AUTOMATIC APPROPRIATIONS</b>		5,182,004.72	257,589,787.92	67,921,578.40	9,999,988.43	340,693,359.47	-	16,954,082.30	-	51,163,326.68	
Retirement and Life Insurance Premium		5,182,004.72	11,742,998.77	9,794,251.27	9,544,986.72	36,264,241.48	-	2,208,496.97	-	-	
Personnel Services		5,182,004.72	11,742,998.77	9,794,251.27	9,544,986.72	36,264,241.48	-	2,208,496.97	-	-	
Retirement and Life Insurance Premiums	50103010 00	5,182,004.72	11,742,998.77	9,794,251.27	9,544,986.72	36,264,241.48	-	2,208,496.97	-	-	
<b>Custom and Duties and Taxes</b>		-	244,118,162.96	54,663,453.00	-	298,781,615.96	-	0.04	-	0.00	
Maintenance & Other Operating Expenses		-	244,118,162.96	54,663,453.00	-	298,781,615.96	-	0.04	-	0.00	
Taxes, Duties and Licenses	50215010 01	-	244,118,162.96	54,663,453.00	-	298,781,615.96	-	0.04	-	0.00	
<b>Franchise Tax</b>		-	-	2,021,141.72	-	2,021,141.72	-	0.28	-	-	
Maintenance & Other Operating Expenses		-	-	2,021,141.72	-	2,021,141.72	-	0.28	-	-	
Taxes, Duties and Licenses	50215010 01	-	-	-	-	-	-	-	-	-	
Tax Refund	50215010 02	-	-	-	-	-	-	-	-	-	
Fidelity Bond Premiums	50215020 00	-	-	-	-	-	-	-	-	-	
Insurance Expenses	50215030 00	-	-	-	-	-	-	-	-	-	
Donations	50299080 00	-	-	2,021,141.72	-	2,021,141.72	-	0.28	-	-	
Other Maintenance and Operating Expenses	50299990 99	-	-	-	-	-	-	-	-	-	
<b>Health Sector Policy Support Programme Phase II - EU (DOH A5619-171)</b>		-	1,728,626.19	1,442,732.41	455,001.71	3,626,360.31	-	14,745,585.01	-	51,163,326.68	
Maintenance & Other Operating Expenses		-	1,728,626.19	1,442,732.41	455,001.71	3,626,360.31	-	12,052,723.09	-	5,834,276.60	
Traveling Expenses-Local	5020101000	-	48,027.28	126,963.00	453,432.96	628,423.24	-	30,020.20	-	144,236.56	
Traveling Expenses-Foreign	5020102000	-	-	-	-	-	-	-	-	-	
Training Expenses	5020201000	-	-	342,000.00	-	342,000.00	-	3,518,500.00	-	959,500.00	

PARTICULARS	UACS CODE	CURRENT YEAR DISBURSEMENTS					BALANCES				
		1st Qtr ending March 31	2nd Qtr ending June 30	3rd Qtr ending Sept. 30	4th Qtr ending Dec. 31	TOTAL	Unreleased Appropriation	Unobligated Allotment	UNPAID OBLIGATION		
		17	18	19	20	21=(17+18+19+20)	22=(6-11)	23=(11-16)	Due and Demandable	Not Yet Due and Demandable	
								24.00	25.00		
Semi-Expendable - Machinery	5020321001	-	-	-	-	-	-	-	-	-	
Semi-Expendable - Office Equipment	5020321002	-	-	-	-	-	-	18,000.00	-	-	
Semi-Expendable - Information and Communication Technology	5020321003	-	-	-	-	-	-	3,269.00	-	81,731.00	
Semi-Expendable - Agricultural and Forestry Equipment	5020321004	-	-	-	-	-	-	-	-	-	
Semi-Expendable - Technical and Scientific Equipment	5020321013	-	-	-	-	-	-	-	-	-	
Semi-Expendable - Other Machinery and Equipment	5020321099	-	-	-	-	-	-	765,596.40	-	1,066,632.00	
Semi-Expendable - Furniture and Fixtures	5020322001	-	-	-	-	-	-	-	-	-	
Semi-Expendable - Books	5020322002	-	-	-	-	-	-	-	-	-	
Other Supplies and Materials Expenses	5020399000	-	-	-	1,568.75	1,568.75	-	55,813.25	-	4,117.00	
Water Expenses	5020401000	-	-	-	-	-	-	-	-	-	
Consultancy Services	5021103000	-	-	-	-	-	-	-	-	-	
Other Professional Services	5021199000	-	1,651,741.96	523,769.41	-	2,175,511.37	-	6,314,812.74	-	2,916,961.89	
Environment/Sanitary Services	5021201000	-	-	-	-	-	-	-	-	-	
RM - Motor Vehicles	5021306001	-	-	-	-	-	-	200,000.00	-	-	
Financial Assistance to NGAs	5021402000	-	-	450,000.00	-	450,000.00	-	1,050,000.00	-	-	
Printing and Publication Expenses	5029902000	-	-	-	-	-	-	-	-	-	
Representation Expenses	5029903000	-	-	-	-	-	-	20,711.50	-	9,288.50	
Transportation and Delivery Expenses	5029904000	-	-	-	-	-	-	-	-	-	
Rent- Building and Structures	5029905001	-	-	-	-	-	-	-	-	-	
Rent- Lands	5029905002	-	-	-	-	-	-	-	-	-	
Rent- Motor Vehicles	5029905003	-	-	-	-	-	-	76,000.00	-	24,000.00	
Rent- Equipment	5029905004	-	28,856.95	-	-	28,856.95	-	-	-	627,809.65	
Rent- Living Quarters	5029905005	-	-	-	-	-	-	-	-	-	
Operating Lease	5029905006	-	-	-	-	-	-	-	-	-	
Financial Lease	5029905007	-	-	-	-	-	-	-	-	-	
Membership Dues and Contributions to Organizations	5029906000	-	-	-	-	-	-	-	-	-	
Subscription Expenses	5029907000	-	-	-	-	-	-	-	-	-	
Donations	5029908000	-	-	-	-	-	-	-	-	-	
Website Maintenance	5029999001	-	-	-	-	-	-	-	-	-	
Other Maintenance and Operating Expenses	5029999002	-	-	-	-	-	-	-	-	-	
<b>Capital Outlays</b>								<b>2,692,861.92</b>		<b>45,329,050.08</b>	
Land	5060401001	-	-	-	-	-	-	-	-	-	
Other Land Improvements	5060402099	-	-	-	-	-	-	-	-	-	
Water Supply Systems	5060403004	-	-	-	-	-	-	-	-	-	
Power Supply Systems	5060403005	-	-	-	-	-	-	-	-	-	
Communication Networks	5060403006	-	-	-	-	-	-	-	-	-	
Other Infrastructure Assets	5060403099	-	-	-	-	-	-	428,955.83	-	18,531,745.17	
Buildings	5060404001	-	-	-	-	-	-	-	-	-	
Hospitals and Health Centers	5060404003	-	-	-	-	-	-	-	-	-	
Hotels and Dormitories	5060404006	-	-	-	-	-	-	-	-	-	
Other Structures	5060404099	-	-	-	-	-	-	-	-	-	
Machinery	5060405001	-	-	-	-	-	-	-	-	-	
Office Equipment	5060405002	-	-	-	-	-	-	198,900.00	-	4,998,000.00	
Information and Communication Technology Equipment	5060405003	-	-	-	-	-	-	233,000.09	-	17,759,804.91	
Airport Equipment	5060405006	-	-	-	-	-	-	-	-	-	
Communication Equipment	5060405007	-	-	-	-	-	-	-	-	-	
Disaster Response and Rescue Equipment	5060405009	-	-	-	-	-	-	-	-	-	
Medical Equipment	5060405011	-	-	-	-	-	-	-	-	-	
Printing Equipment	5060405012	-	-	-	-	-	-	-	-	-	
Technical and Scientific Equipment	5060405014	-	-	-	-	-	-	-	-	-	
Other Machinery and Equipment	5060405099	-	-	-	-	-	-	-	-	-	
Motor Vehicles	5060406001	-	-	-	-	-	-	-	-	3,600,000.00	
Trains	5060406002	-	-	-	-	-	-	-	-	-	
Watercrafts	5060406004	-	-	-	-	-	-	-	-	-	
Other Transportation Equipment	5060406099	-	-	-	-	-	-	414,706.00	-	-	
Furniture and Fixtures	5060407001	-	-	-	-	-	-	-	-	-	
Books	5060407002	-	-	-	-	-	-	-	-	-	
Other Property, Plant and Equipment	5060409099	-	-	-	-	-	-	1,417,300.00	-	439,500.00	
Patents/ Copyrights	5060601000	-	-	-	-	-	-	-	-	-	
Computer Software	5060602000	-	-	-	-	-	-	-	-	-	
Other Intangible Assets	5060699000	-	-	-	-	-	-	-	-	-	
<b>C. SPECIAL PURPOSE FUNDS</b>		<b>155,308.49</b>	<b>10,008,530.73</b>	<b>7,672,373.27</b>	<b>11,245,372.39</b>	<b>29,081,584.88</b>		<b>81,096,901.40</b>		<b>486,956,693.72</b>	

PARTICULARS	UACS CODE	CURRENT YEAR DISBURSEMENTS					BALANCES			
		1st Qtr ending March 31	2nd Qtr ending June 30	3rd Qtr ending Sept. 30	4th Qtr ending Dec. 31	TOTAL	Unreleased Appropriation	Unobligated Allotment	UNPAID OBLIGATION	
		17	18	19	20	21=(17+18+19+20)	22=(6-11)	23=(11-16)	Due and Demandable 24.00	Not Yet Due and Demandable 25.00
<b>Pension and Gratuity Fund</b>		155,308.49	10,008,530.73	378,437.69	6,245,372.39	16,787,649.30	-	11.98	-	299,218.72
<b>Personnel Services</b>		155,308.49	10,008,530.73	378,437.69	6,245,372.39	16,787,649.30	-	11.98	-	299,218.72
Basic Salary- Civilian	50101010 01	-	-	-	-	-	-	-	-	-
Pension Benefits- Civilian	50104010 01	-	-	-	-	-	-	-	-	-
Retirement and Graduity- Civilian	50104020 01	-	-	-	-	-	-	-	-	-
Terminal Leave Benefits- Civilian	50104030 01	155,308.49	10,008,530.73	378,437.69	6,245,372.39	16,787,649.30	-	11.98	-	299,218.72
<b>Contingent Fund</b>		-	-	2,293,935.58	-	2,293,935.58	-	222,064.42	-	-
<b>Maintenance &amp; Other Operating Expenses</b>		-	-	2,293,935.58	-	2,293,935.58	-	222,064.42	-	-
Welfare Goods Expenses	5020306000	-	-	-	-	-	-	-	-	-
Drugs and Medicines Expenses	5020307000	-	-	2,293,935.58	-	2,293,935.58	-	222,064.42	-	-
Medical, Dental and Laboratory Supplies Expenses	5020308000	-	-	-	-	-	-	-	-	-
Fuel, Oil and Lubricants Expenses	5020309000	-	-	-	-	-	-	-	-	-
Other Maintenance and Operating Expenses	5029999002	-	-	-	-	-	-	-	-	-
<b>Capital Outlays</b>		-	-	-	-	-	-	-	-	-
Land	5060401001	-	-	-	-	-	-	-	-	-
Other Land Improvements	5060402099	-	-	-	-	-	-	-	-	-
Water Supply Systems	5060403004	-	-	-	-	-	-	-	-	-
Power Supply Systems	5060403005	-	-	-	-	-	-	-	-	-
Communication Networks	5060403006	-	-	-	-	-	-	-	-	-
Other Infrastructure Assets	5060403099	-	-	-	-	-	-	-	-	-
Buildings	5060404001	-	-	-	-	-	-	-	-	-
Hospitals and Health Centers	5060404003	-	-	-	-	-	-	-	-	-
Hotels and Dormitories	5060404006	-	-	-	-	-	-	-	-	-
Other Structures	5060404099	-	-	-	-	-	-	-	-	-
<b>Calamity Fund</b>		-	-	5,000,000.00	5,000,000.00	10,000,000.00	-	80,874,825.00	-	486,657,475.00
<b>Maintenance &amp; Other Operating Expenses</b>		-	-	5,000,000.00	5,000,000.00	10,000,000.00	-	80,874,825.00	-	801,975.00
Traveling Expenses-Local	5020101000	-	-	-	-	-	-	-	-	-
Traveling Expenses-Foreign	5020102000	-	-	-	-	-	-	-	-	-
Training Expenses	5020201000	-	-	-	-	-	-	-	-	-
Scholarship Grants/ Expenses	5020202000	-	-	-	-	-	-	-	-	-
Office Supplies Expenses	5020301000	-	-	-	-	-	-	-	-	-
Accountable Forms Expenses	5020302000	-	-	-	-	-	-	-	-	-
Non-accountable Forms Expenses	5020303000	-	-	-	-	-	-	-	-	-
Animal/Zoological Supplies Expenses	5020304000	-	-	-	-	-	-	-	-	-
Food Supplies Expenses	5020305000	-	-	-	-	-	-	-	-	-
Welfare Goods Expenses	5020306000	-	-	-	-	-	-	-	-	-
Drugs and Medicines Expenses	5020307000	-	-	-	-	-	-	80,874,825.00	-	-
Medical, Dental and Laboratory Supplies Expenses	5020308000	-	-	-	-	-	-	-	-	-
Fuel, Oil and Lubricants Expenses	5020309000	-	-	-	-	-	-	-	-	-
Agricultural Supplies Expenses	5020310000	-	-	-	-	-	-	-	-	-
Textbooks and Instructional Materials Expenses	5020311001	-	-	-	-	-	-	-	-	-
Semi-Expendable - Machinery	5020321001	-	-	-	-	-	-	-	-	-
Semi-Expendable - Office Equipment	5020321002	-	-	-	-	-	-	-	-	-
Semi-Expendable - Information and Communication Technol	5020321003	-	-	-	-	-	-	-	-	-
Semi-Expendable - Agricultural and Forestry Equipment	5020321004	-	-	-	-	-	-	-	-	-
Semi-Expendable - Marine and Fishery Equipment	5020321005	-	-	-	-	-	-	-	-	-
Semi-Expendable - Airport Equipment	5020321006	-	-	-	-	-	-	-	-	-
Semi-Expendable - Communication Equipment	5020321007	-	-	-	-	-	-	-	-	801,975.00
Semi-Expendable - Disaster Response and Rescue Equipme	5020321008	-	-	-	-	-	-	-	-	-
Subsidy to National Government Agencies	5021401000	-	-	-	-	-	-	-	-	-
Financial Assistance to NGAs	5021402000	-	-	5,000,000.00	5,000,000.00	10,000,000.00	-	-	-	-
Financial Assistance to LGU	5021403000	-	-	-	-	-	-	-	-	-
Tobacco Excise Tax (Virginia) per R.A. 7171	5021403001	-	-	-	-	-	-	-	-	-
<b>Capital Outlays</b>		-	-	-	-	-	-	-	-	485,855,500.00
Land	5060401001	-	-	-	-	-	-	-	-	-
Other Land Improvements	5060402099	-	-	-	-	-	-	-	-	-
Water Supply Systems	5060403004	-	-	-	-	-	-	-	-	-
Power Supply Systems	5060403005	-	-	-	-	-	-	-	-	-
Communication Networks	5060403006	-	-	-	-	-	-	-	-	-
Other Infrastructure Assets	5060403099	-	-	-	-	-	-	-	-	-
Buildings	5060404001	-	-	-	-	-	-	-	-	-



PARTICULARS	UACS CODE	CURRENT YEAR DISBURSEMENTS					BALANCES				
		1st Qtr ending March 31	2nd Qtr ending June 30	3rd Qtr ending Sept. 30	4th Qtr ending Dec. 31	TOTAL	Unreleased Appropriation	Unobligated Allotment	UNPAID OBLIGATION		
		17	18	19	20	21=(17+18+19+20)	22=(6-11)	23=(11-16)	Due and Demandable 24.00	Not Yet Due and Demandable 25.00	
Hospitals and Health Centers	5060404003	-	-	-	-	-	-	-	-	48,800,000.00	
Hotels and Dormitories	5060404006	-	-	-	-	-	-	-	-	-	
Other Structures	5060404099	-	-	-	-	-	-	-	-	12,855,500.00	
Machinery	5060405001	-	-	-	-	-	-	-	-	-	
Office Equipment	5060405002	-	-	-	-	-	-	-	-	-	
Information and Communication Technology Equipment	5060405003	-	-	-	-	-	-	-	-	-	
Airport Equipment	5060405006	-	-	-	-	-	-	-	-	-	
Communication Equipment	5060405007	-	-	-	-	-	-	-	-	-	
Disaster Response and Rescue Equipment	5060405009	-	-	-	-	-	-	-	-	10,000,000.00	
Medical Equipment	5060405011	-	-	-	-	-	-	-	-	88,273,000.00	
Printing Equipment	5060405012	-	-	-	-	-	-	-	-	-	
Technical and Scientific Equipment	5060405014	-	-	-	-	-	-	-	-	-	
Other Machinery and Equipment	5060405099	-	-	-	-	-	-	-	-	50,000,000.00	
Motor Vehicles	5060406001	-	-	-	-	-	-	-	-	275,927,000.00	
Trains	5060406002	-	-	-	-	-	-	-	-	-	
Watercrafts	5060406004	-	-	-	-	-	-	-	-	-	
Other Transportation Equipment	5060406099	-	-	-	-	-	-	-	-	-	
Furniture and Fixtures	5060407001	-	-	-	-	-	-	-	-	-	
Books	5060407002	-	-	-	-	-	-	-	-	-	
Other Property, Plant and Equipment	5060409099	-	-	-	-	-	-	-	-	-	
Patents/ Copyrights	5060601000	-	-	-	-	-	-	-	-	-	
Computer Software	5060602000	-	-	-	-	-	-	-	-	-	
Other Intangible Assets	5060699000	-	-	-	-	-	-	-	-	-	
<b>Total Current Year Appropriation</b>		<b>669,990,165.98</b>	<b>2,930,941,438.55</b>	<b>8,916,768,820.43</b>	<b>2,834,029,693.43</b>	<b>15,351,730,118.39</b>	<b>366,045,881.00</b>	<b>2,519,930,669.57</b>		<b>11,132,092,548.27</b>	
Checking											

**CONTINUING APPROPRIATION**


SUMMARY										
<b>A. AGENCY SPECIFIC BUDGET</b>		<b>50,435,367.01</b>	<b>140,469,615.69</b>	<b>426,504,437.50</b>	<b>53,408,207.49</b>	<b>670,817,627.69</b>		<b>93,337,248.66</b>		<b>797,077,326.92</b>
<b>Maintenance &amp; Other Operating Expenses</b>		<b>45,307,617.01</b>	<b>140,469,615.69</b>	<b>190,148,469.08</b>	<b>26,337,407.49</b>	<b>402,263,109.27</b>		<b>74,916,011.14</b>		<b>550,342,636.40</b>
Traveling Expenses-Local	5020101000	544,193.30	850,546.94	1,457,822.23	1,180,737.20	4,033,299.67		4,059,410.51		183,996.95
Traveling Expenses-Foreign	5020102000	46,271.18	(39,377.50)	568,360.56	107,179.64	682,433.88		2,783,548.45		168,687.23
Training Expenses	5020201000	5,739,094.78	2,821,906.10	3,784,916.98	3,549,968.98	15,895,886.84		7,175,348.72		37,622,060.53
Scholarship Grants/ Expenses	5020202000	172,828.60	3,212.25	-	35,585.00	211,625.85		230,602.81		1,089,500.30
Office Supplies Expenses	5020301000	-	-	412,156.72	81,695.50	493,852.22		1,311,281.73		(4,431.25)
Accountable Forms Expenses	5020302000	-	-	-	-	-		-		-
Non-accountable Forms Expenses	5020303000	-	-	-	-	-		-		-
Animal/Zoological Supplies Expenses	5020304000	-	-	-	-	-		-		-
Food Supplies Expenses	5020305000	-	-	-	-	-		-		-
Welfare Goods Expenses	5020306000	-	-	-	-	-		-		-
Drugs and Medicines Expenses	5020307000	-	61,125,000.00	660,000.00	-	61,785,000.00		2,731,970.15		88,809,723.25
Medical, Dental and Laboratory Supplies Expenses	5020308000	1,000,000.00	204,750.00	16,040,497.00	474,588.00	17,719,835.00		1,346,369.06		48,217,805.90
Fuel, Oil and Lubricants Expenses	5020309000	22,361.79	75,515.38	10,572.30	500.00	108,949.47		1,844,993.98		831.96
Agricultural Supplies Expenses	5020310000	-	-	-	-	-		-		-
Textbooks and Instructional Materials Expenses	5020311001	-	-	-	-	-		-		-
Semi-Expendable - Machinery	5020321001	-	-	-	-	-		-		-
Semi-Expendable - Office Equipment	5020321002	-	-	42,542.42	41,600.00	84,142.42		-		7,077,200.00
Semi-Expendable - Information and Communication Technol	5020321003	-	14,986,000.00	-	3,722,000.00	18,708,000.00		-		500.00
Semi-Expendable - Agricultural and Forestry Equipment	5020321004	-	-	-	-	-		-		-
Semi-Expendable - Marine and Fishery Equipment	5020321005	-	-	-	-	-		-		-
Semi-Expendable - Airport Equipment	5020321006	-	-	-	-	-		-		-
Semi-Expendable - Communication Equipment	5020321007	-	-	-	-	-		-		-
Semi-Expendable - Disaster Response and Rescue Equipme	5020321008	-	-	-	-	-		-		-
Semi-Expendable - Military, Police and Security Equipment E	5020321009	-	-	-	-	-		-		-
Semi-Expendable - Medical Equipment	5020321010	-	-	-	-	-		-		-
Semi-Expendable - Printing Equipment	5020321011	-	-	-	-	-		-		-
Semi-Expendable - Sports Equipment	5020321012	-	-	-	-	-		-		-
Semi-Expendable - Technical and Scientific Equipment	5020321013	-	-	-	-	-		-		-
Semi-Expendable - Other Machinery and Equipment	5020321099	-	-	-	-	-		-		-
Semi-Expendable - Furniture and Fixtures	5020322001	-	-	-	-	-		63,400.00		6,439,751.60
Semi-Expendable - Books	5020322002	-	-	-	-	-		-		-
Other Supplies and Materials Expenses	5020399000	5,367.75	93,223.00	1,200,120.00	32,365.00	1,331,075.75		1,823,780.09		21,127,726.70
Water Expenses	5020401000	12,566.46	-	668,394.79	-	680,961.25		551,000.00		-
Electricity Expenses	5020402000	2,951,996.84	-	-	-	2,951,996.84		174,282.31		-

PARTICULARS	UACS CODE	CURRENT YEAR DISBURSEMENTS					BALANCES				
		1st Qtr ending March 31	2nd Qtr ending June 30	3rd Qtr ending Sept. 30	4th Qtr ending Dec. 31	TOTAL	Unreleased Appropriation	Unobligated Allotment	UNPAID OBLIGATION		
		17	18	19	20	21=(17+18+19+20)	22=(6-11)	23=(11-16)	Due and Demandable 24.00	Not Yet Due and Demandable 25.00	
Gas/Heating Expenses	5020403000	-	-	-	-	-	-	-	-	-	-
Other utility Expenses	5020499000	-	-	-	-	-	-	-	-	-	-
Postage and Courier Services	5020501000	47,201.00	5,255.00	-	22,689.00	75,145.00	-	16,736.48	-	17,795.00	
Telephone- Mobile	5020502001	26,563.74	13,120.67	19,209.08	50,542.95	109,436.44	-	448,025.75	-	14,566.37	
Telephone- Landline	5020502002	230,117.84	-	-	-	230,117.84	-	779,824.74	-	(1,000.00)	
Internet Subscription Expenses	5020503000	5,997.00	-	1,433,333.32	991,121.75	2,430,452.07	-	11,039.00	-	4,218,907.29	
Cable, Satellite, Telegraph and Radio Expenses	5020504000	-	-	-	-	-	-	(0.00)	-	1,668.06	
Awards/ Rewards Expenses	5020601001	-	-	-	-	-	-	-	-	-	
Rewards and Incentives	5020601002	-	-	-	-	-	-	-	-	-	
Prizes	5020602000	-	-	-	-	-	-	-	-	-	
Indemnities	5020603000	-	-	-	-	-	-	-	-	-	
Survey Expenses	5020701000	-	-	-	-	-	-	-	-	-	
Research, Exploration and Development Expenses	5020702000	-	-	-	-	-	-	-	-	-	
Confidential Expenses	5021001000	-	-	-	-	-	-	-	-	-	
Intelligence Expenses	5021002000	-	-	-	-	-	-	-	-	-	
Extraordinary and Miscellaneous Expenses	5021003000	-	8,000.00	-	-	8,000.00	-	128,000.00	-	-	
Legal Services	5021101000	-	-	-	-	-	-	-	-	(0.11)	
Auditing Services	5021102000	1,454.84	3,296.18	0.11	-	4,751.13	-	-	-	-	
Consultancy Services	5021103000	674,053.00	254,084.00	-	-	928,137.00	-	16,951,051.37	-	29,025,354.49	
Other Professional Services	5021199000	1,450,911.83	41,705.27	7,121,764.52	825,000.00	9,439,381.62	-	1,022,740.87	-	12,681,802.68	
Environment/Sanitary Services	5021201000	-	-	-	-	-	-	-	-	-	
Janitorial Services	5021202000	920,927.18	1,772,202.49	-	-	2,693,129.67	-	50,000.00	-	-	
Security Services	5021203000	625,000.00	378,518.14	-	-	1,003,518.14	-	460,481.86	-	-	
Other General Services	5021299000	-	-	-	-	-	-	51,058.75	-	-	
RM - Investment Property	5021301000	-	-	-	-	-	-	1,000.00	-	-	
RM - Other Land Improvements	5021302099	-	-	-	-	-	-	-	-	-	
RM - Road Networks	5021303001	-	-	-	-	-	-	-	-	-	
RM - Flood Control Systems	5021303002	-	-	-	-	-	-	-	-	-	
RM - Sewer Systems	5021303003	-	-	-	-	-	-	3,550.00	-	-	
RM - Water Supply System	5021303004	-	-	-	-	-	-	10,605.00	-	-	
RM - Power Supply Systems	5021303005	-	-	-	-	-	-	-	-	-	
RM - Communication Networks	5021303006	-	-	-	-	-	-	-	-	-	
RM - Other Infrastructure Assets	5021303099	-	-	-	-	-	-	-	-	-	
RM - Buildings	5021304001	2,625.00	-	1,437,770.00	64,312.50	1,504,707.50	-	225.00	-	9,772.00	
RM - Hospitals and Health Centers	5021304003	-	-	-	-	-	-	535,311.32	-	-	
RM - Hotels and Dormitories	5021304006	-	-	-	-	-	-	-	-	-	
RM - Other Structures	5021304099	-	-	-	-	-	-	-	-	-	
RM - Machinery	5021305001	-	-	-	-	-	-	-	-	25,804.00	
RM - Office Equipment	5021305002	-	17,690.00	(120.00)	-	17,570.00	-	156,605.39	-	9,207,999.99	
RM - ICT Equipment	5021305003	-	-	-	-	-	-	-	-	-	
RM - Airport Equipment	5021305006	-	-	-	-	-	-	-	-	-	
RM - Communication Equipment	5021305007	-	-	-	-	-	-	-	-	-	
RM - Disaster Response and Rescue Equipment	5021305009	-	-	-	-	-	-	-	-	12,000.00	
RM - Medical Equipment	5021305011	-	-	-	-	-	-	-	-	-	
RM - Printing Equipment	5021305012	-	-	-	-	-	-	-	-	-	
RM - Sports Equipment	5021305013	-	-	-	-	-	-	-	-	-	
RM - Technical and Scientific Equipment	5021305014	-	-	-	-	-	-	-	-	-	
RM - Other Machinery and Equipment	5021305099	-	-	9,296.00	(9,296.00)	-	-	3,920.00	-	202,876.00	
RM - Motor Vehicles	5021306001	56,581.19	10,044.33	1,699.75	3,641.87	71,967.14	-	195,149.49	-	175,989.94	
RM - Trains	5021306002	-	-	-	-	-	-	-	-	-	
RM - Watercrafts	5021306004	-	-	-	-	-	-	-	-	-	
RM - Other Transportation Equipment	5021306099	-	-	-	-	-	-	9,000.00	-	-	
RM - Furniture and Fixtures	5021307000	-	-	-	-	-	-	-	-	-	
RM - Leased Assets, Buildings and other structures	5021308001	-	-	-	-	-	-	-	-	-	
RM - Leased Assets, Machinery and Equipment	5021308002	-	-	-	-	-	-	-	-	-	
RM - Leased Assets, Transportation Equipment	5021308003	-	-	-	-	-	-	-	-	-	
RM - Leased Assets, Other Leased Assets	5021308099	-	-	-	-	-	-	-	-	-	
RM - Leased Assets Improvements, Land	5021309001	-	-	-	-	-	-	-	-	-	
RM - Leased Assets Improvements, Buildings	5021309002	-	-	-	-	-	-	-	-	-	
RM - Other Leased Assets Improvements	5021309003	-	-	-	-	-	-	-	-	-	
RM - Historical Buildings	5021310001	-	-	-	-	-	-	-	-	-	
RM - Work of Arts and Archeological Specimens	5021310002	-	-	-	-	-	-	-	-	-	
RM - Other Heritage Assets	5021310003	-	-	-	-	-	-	-	-	-	
RM-Semi-Expendable - Machinery	5021321001	-	-	-	-	-	-	-	-	-	

PARTICULARS	UACS CODE	CURRENT YEAR DISBURSEMENTS					BALANCES				
		1st Qtr ending March 31	2nd Qtr ending June 30	3rd Qtr ending Sept. 30	4th Qtr ending Dec. 31	TOTAL	Unreleased Appropriation	Unobligated Allotment	UNPAID OBLIGATION		
		17	18	19	20	21=(17+18+19+20)	22=(6-11)	23=(11-16)	Due and Demandable 24.00	Not Yet Due and Demandable 25.00	
RM-Semi-Expendable - Office Equipment	5021321002	-	-	-	-	-	-	-	-	-	
RM-Semi-Expendable - Information and Communication Tech	5021321003	-	-	-	-	-	-	-	-	-	
RM-Semi-Expendable - Communication Equipment	5021321007	-	-	-	-	-	-	-	-	-	
RM-Semi-Expendable - Disaster Response and Rescue Equi	5021321008	-	-	-	-	-	-	-	-	-	
RM-Semi-Expendable - Medical Equipment	5021321010	-	-	-	-	-	-	-	-	-	
RM-Semi-Expendable - Printing Equipment	5021321011	-	-	-	-	-	-	-	-	-	
RM-Semi-Expendable - Sports Equipment	5021321012	-	-	-	-	-	-	-	-	-	
RM-Semi-Expendable - Technical and Scientific Equipment	5021321013	-	-	-	-	-	-	-	-	-	
RM-Semi-Expendable - Other Machinery and Equipment	5021321099	-	-	-	-	-	-	-	-	-	
RM-Semi-Expendable - Furniture and Fixtures	5021322001	-	-	-	-	-	-	-	-	-	
RM-Semi-Expendable - Books	5021322002	-	-	-	-	-	-	-	-	-	
RM - Other Property, Plant and Equipment	5021399099	-	-	-	-	-	-	-	-	-	
Subsidy to National Government Agencies	5021401000	-	-	-	-	-	-	-	-	-	
Financial Assistance to NGAs	5021402000	2,865,490.00	4,988,000.00	64,525,000.00	13,000,000.00	85,378,490.00	-	2,432,458.44	-	7,300,000.00	
Financial Assistance to LGU	5021403000	-	-	-	-	-	-	11,999.17	-	-	
Tobacco Excise Tax (Virginia) per R.A. 7171	5021403001	-	-	-	-	-	-	-	-	-	
Tobacco Excise Tax (Burley and Native) per R.A. 8240	5021403002	-	-	-	-	-	-	-	-	-	
Royalties per R.A. 7160	5021403004	-	-	-	-	-	-	-	-	-	
Value Added Tax per R.A. 7643	5021403009	-	-	-	-	-	-	-	-	-	
Value Added Tax in lieu of Franchise Tax per R.A. 7653 and	5021403010	-	-	-	-	-	-	-	-	-	
Subsidy Support to Operations of GOCCs	5021404001	-	300,000.00	-	-	300,000.00	-	13,221.85	-	1,000,000.00	
Financial Assistance to NGOs/POs	5021405000	-	-	-	-	-	-	-	-	672,189.23	
Subsidy to Regional Offices/Staff Bureaus	5021407000	-	-	-	-	-	-	-	-	-	
Subsidy to Operating Units	5021408000	-	-	-	-	-	-	-	-	-	
Subsidy to Other Funds	5021409000	-	-	-	-	-	-	-	-	-	
Subsidy- Others	5021499000	-	-	-	-	-	-	-	-	-	
Taxes, Duties and Licenses	5021501001	16,124,538.00	368,684.43	70,280.73	-	16,563,503.16	-	4,309,129.00	-	(3.58)	
Tax Refund	5021501002	-	-	-	-	-	-	-	-	-	
Fidelity Bond Premiums	5021502000	-	-	-	-	-	-	4,000.00	-	-	
Insurance Expenses	5021503000	-	-	-	-	-	-	178,456.23	-	-	
Labor and Wages	5021601000	174,183.60	85,912.48	-	-	260,096.08	-	12,114.59	-	0.01	
Advertising Expenses	5029901000	191,338.80	493,684.80	2,488,250.02	53,121.60	3,226,395.22	-	13,053,786.52	-	179,619,584.24	
Printing and Publication Expenses	5029902000	-	-	-	-	-	-	4,026,023.02	-	14,605,482.00	
Representation Expenses	5029903000	202,735.00	757,382.50	220,853.30	(93,887.00)	1,087,083.80	-	1,846,402.49	-	557,942.73	
Transportation and Delivery Expenses	5029904000	11,154,466.58	49,119,609.61	86,211,595.84	2,003,876.65	148,489,548.68	-	1,074,691.91	-	77,440,794.34	
Rent- Building and Structures	5029905001	-	1,014,000.00	-	-	1,014,000.00	-	-	-	-	
Rent- Lands	5029905002	-	-	-	-	-	-	-	-	-	
Rent- Motor Vehicles	5029905003	-	118,400.00	54,400.00	129,000.00	301,800.00	-	25,120.00	-	335,000.00	
Rent- Equipment	5029905004	53,317.71	588,419.62	1,709,753.41	71,064.85	2,422,555.59	-	917,397.35	-	1,764,226.55	
Rent- Living Quarters	5029905005	-	-	-	-	-	-	-	-	-	
Operating Lease	5029905006	-	-	-	-	-	-	-	-	-	
Financial Lease	5029905007	-	-	-	-	-	-	-	-	-	
Membership Dues and Contributions to Organizations	5029906000	-	-	-	-	-	-	-	-	-	
Subscription Expenses	5029907000	5,384.00	-	-	-	5,384.00	-	178,643.00	-	120,000.00	
Donations	5029908000	-	-	-	-	-	-	5,000.00	-	-	
Website Maintenance	5029999001	-	-	-	-	-	-	-	-	-	
Other Maintenance and Operating Expenses	5029999002	50.00	10,830.00	-	-	10,880.00	-	1,897,254.74	-	600,532.00	
<b>Capital Outlays</b>		<b>5,127,750.00</b>	<b>-</b>	<b>236,355,968.42</b>	<b>27,070,800.00</b>	<b>268,554,518.42</b>	<b>-</b>	<b>18,421,237.52</b>	<b>-</b>	<b>246,734,690.52</b>	
Land	5060401001	-	-	-	-	-	-	-	-	-	
Other Land Improvements	5060402099	-	-	-	-	-	-	-	-	-	
Water Supply Systems	5060403004	-	-	-	-	-	-	-	-	-	
Power Supply Systems	5060403005	-	-	-	-	-	-	-	-	-	
Communication Networks	5060403006	-	-	-	-	-	-	-	-	-	
Other Infrastructure Assets	5060403099	-	-	-	-	-	-	-	-	-	
Buildings	5060404001	-	-	-	-	-	-	-	-	-	
Hospitals and Health Centers	5060404003	-	-	166,647,568.42	-	166,647,568.42	-	1,621,671.00	-	9,000,000.00	
Hotels and Dormitories	5060404006	-	-	-	-	-	-	-	-	-	
Other Structures	5060404099	-	-	-	-	-	-	-	-	-	
Machinery	5060405001	-	-	-	-	-	-	-	-	-	
Office Equipment	5060405002	-	-	-	-	-	-	-	-	-	
Information and Communication Technology Equipment	5060405003	-	-	-	12,580,800.00	12,580,800.00	-	1,220,510.76	-	17,941,030.28	
Airport Equipment	5060405006	-	-	-	-	-	-	-	-	-	
Communication Equipment	5060405007	-	-	-	-	-	-	101,055.76	-	549,444.24	

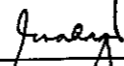
PARTICULARS	UACS CODE	CURRENT YEAR DISBURSEMENTS					BALANCES			
		1st Qtr ending March 31	2nd Qtr ending June 30	3rd Qtr ending Sept. 30	4th Qtr ending Dec. 31	TOTAL	Unreleased Appropriation	Unobligated Allotment	UNPAID OBLIGATION	
		17	18	19	20	21=(17+18+19+20)			22=(6-11)	23=(11-16)
									24.00	25.00
Disaster Response and Rescue Equipment	5060405009	-	-	-	-	-	-	-	-	-
Medical Equipment	5060405011	5,127,750.00	-	52,916,400.00	-	58,044,150.00	-	-	-	219,244,216.00
Printing Equipment	5060405012	-	-	-	-	-	-	-	-	-
Technical and Scientific Equipment	5060405014	-	-	-	-	-	-	-	-	-
Other Machinery and Equipment	5060405099	-	-	-	-	-	-	-	-	-
Motor Vehicles	5060406001	-	-	16,792,000.00	14,490,000.00	31,282,000.00	-	15,478,000.00	-	-
Trains	5060406002	-	-	-	-	-	-	-	-	-
Watercrafts	5060406004	-	-	-	-	-	-	-	-	-
Other Transportation Equipment	5060406099	-	-	-	-	-	-	-	-	-
Furniture and Fixtures	5060407001	-	-	-	-	-	-	-	-	-
Books	5060407002	-	-	-	-	-	-	-	-	-
Other Property, Plant and Equipment	5060409099	-	-	-	-	-	-	-	-	-
Patents/ Copyrights	5060601000	-	-	-	-	-	-	-	-	-
Computer Software	5060602000	-	-	-	-	-	-	-	-	-
Other Intangible Assets	5060699000	-	-	-	-	-	-	-	-	-
<b>TOTAL-conap</b>		<b>50,435,367.01</b>	<b>140,469,615.69</b>	<b>426,504,437.50</b>	<b>53,408,207.49</b>	<b>670,817,627.69</b>	-	<b>93,337,248.66</b>	-	<b>797,077,326.92</b>
<b>GRAND TOTAL</b>		<b>720,425,532.99</b>	<b>3,071,411,054.24</b>	<b>9,343,273,257.93</b>	<b>2,887,437,900.92</b>	<b>16,022,547,746.08</b>	<b>366,045,881.00</b>	<b>2,613,267,918.23</b>	-	<b>11,929,169,875.19</b>

Certified Correct:



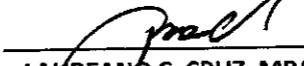
AGNES D. MARFORI  
OIC- Budget Division

Certified Correct:



LORICA C. RABAGO, CPA, MM  
OIC- Accounting Division

Recommending Approval:



LAUREANO C. CRUZ, MPA  
Director IV- FMS