

In following-up, pls. cite DMS ref #
2018-BB-0109384

REPUBLIC OF THE PHILIPPINES
DEPARTMENT OF BUDGET AND MANAGEMENT
GENERAL SOLANO STREET, SAN MIGUEL, MANILA

ACKNOWLEDGEMENT RECEIPT

The **DEPARTMENT OF BUDGET AND MANAGEMENT** hereby acknowledges the receipt of your letter/request which has been uploaded to the DBM-Document Management System and routed to the appropriate office/s with the following information:

Sender: DOH - PERSONAL DELIVERY

Document Title: DOH-OSEC-SUBMISSION OF CONSOLIDATED FAR NO. 1 SAAODB AND FAR NO. 1-B LASA FOR THE 3RD QUARTER 2018

Document Reference No: 2018-BB-0109384

Date and Time Uploaded: Wednesday, November 7, 2018 8:52:42 AM

Uploaded By: Glenn RECEIVING

Routed To: BMB-B Ely Fernandez


CC:

Total no of pages received: 1 copy and 92 pages

The determination of the completeness of the documentary requirements submitted, if any, is subject to the evaluation of the technical person in charge.

This receipt is system generated and does not require signature.

Received by:



DOCUMENT
MANAGEMENT
SYSTEM



Republic of the Philippines
Department of Health
OFFICE OF THE SECRETARY

October 25, 2018

BENJAMIN E. DIOKNO
Secretary
Department of Budget and Management
Malacañang, Manila

Attn: Director Mary Ann Z. Dela Vega
Human Development Sector, BMB-B

Dear Secretary Diokno:

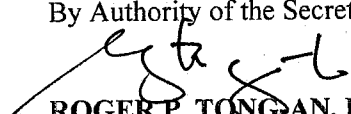
In compliance with COA-DBM Joint Circular No. 2014-1 dated July 2, 2014, RE: "*Guidelines Prescribing the Use of Modified Formats of the Budget and Financial Accountability Reports (BFARs)*", we are pleased to submit the following consolidated reports of Department of Health for the 3rd Quarter, 2018:

- a) FAR No.1 – Statement of Appropriations, Allotment, Obligations and Disbursement and Balances (SAAODB);
- b) FAR No. 1-B – List of Allotments and Sub-Allotments (LASA)

Please acknowledge receipt thereof.


Very truly yours,

By Authority of the Secretary of Health:


ROGER P. TONGAN, DMPA, MAN, RN
Undersecretary of Health
Administration and Finance Cluster

cc: Atty Emilio Asi
Supervising Auditor
Commission on Audit
This Department

MS. Thelma Panganiban
Assistant Commissioner
Government Accountancy Sector-National I



In following-up, pls. cite DMS ref #

2018-BB-0102029

REPUBLIC OF THE PHILIPPINES
DEPARTMENT OF BUDGET AND MANAGEMENT
GENERAL SOLANO STREET, SAN MIGUEL, MANILA

ACKNOWLEDGEMENT RECEIPT

The **DEPARTMENT OF BUDGET AND MANAGEMENT** hereby acknowledges the receipt of your letter/request which has been uploaded to the DBM-Document Management System and routed to the appropriate office/s with the following information:

Sender: DOH-OSEC - PERSONAL DELIVERY

Document Title: DOH-SUBMISSION OF REPORTS OF DOH-OSEC FOR THE 3RD QUARTER, 2018 (SAAODB FAR 1, SAAODBOE FAR 1-A AND LASA FAR 1-B)

Document Reference No: 2018-BB-0102029

Date and Time Uploaded: Tuesday, October 16, 2018 2:55:17 PM

Uploaded By: Jayson RECEIVING

Routed To: BMB-B Ely Fernandez


CC:

Total no of pages received: 1 copy and 32 pages

The determination of the completeness of the documentary requirements submitted, if any, is subject to the evaluation of the technical person in charge.


This receipt is system generated and does not require signature.

Received by:



DOCUMENT
MANAGEMENT
SYSTEM

October 9, 2018



BENJAMIN E. DIOKNO
Secretary
Department of Budget and Management
Malacañang, Manila

Director Mary Ann Z. Dela Vega, Human Development Sector, BMB-B

Dear Secretary Diokno:

In compliance with COA-DBM Joint Circular No. 2014-1 dated July 2, 2014, RE: "Guidelines Prescribing the Use of Modified Formats of the Budget and Financial Accountability Reports (BFARs), we are pleased to submit the following reports of Department of Health-Office of the Secretary for the 3rd Quarter, 2018:

- a) FAR No.1 – Statement of Appropriations, Allotment, Obligations and Disbursement and Balances (SAAODB);
- b) FAR No. 1-A – Statement of Appropriations, Allotment, Obligations, Disbursements and Balances By Object of Expenditures (SAAODBOE);
- c) FAR No. 1-B – List of Allotments and Sub-Allotments (LASA)

Please acknowledge receipt thereof.

Very truly yours,

By Authority of the Secretary of Health:

ROGER P. TONG-AN, DMPA, MAN, RN
Undersecretary of Health
Administration and Finance Cluster

cc: **MS. MARIETA V. ANDOY**
Supervising Auditor
Commission on Audit
This Department

MS. Thelma Panganiban
Assistant Commissioner
Government Accountancy Sector-National 1
Commission on Audit
Commonwealth Avenue, Quezon City

FMS	AFC
Rowena C. Lora, CPA, MM OIC/Director IV	Neil Eric A. Benigno EA IV

STATEMENT OF APPROPRIATIONS, ALLOTMENTS, OBLIGATIONS, DISBURSEMENTS AND BALANCES
As of the Quarter Ending September 30, 2018

FAR No. 1

Department: Department of Health (DOH)
Agency: Office of the Secretary
Operating Unit: All
Organization Code (UACS): 130010000000
Fund Cluster: 01 - Regular Agency Fund, 04 - Special Accounts/ Foreign Assisted

Current Year Appropriations

PROGRAM/ACTIVITY/PROJECT	PREXC CODE	APPROPRIATION				ALLOTMENTS					TOTAL OBLIGATION				
		Authorized Appropriation	Adjustments (Transfer To/From Realignment)		Adjusted Appropriations	Allotments Received	Adjustments (Withdrawal/ Realignment)	(Transfer to)	Transfer from	Adjusted Total Allotments	1st Qtr ending March 31	2nd Qtr ending June 30	3rd Qtr ending Sept 30	4th Qtr ending Dec 31	TOTAL (REGULAR FUND)
			SARO's Releases for APB and HFEP	Within Dept											
I. NEW APPROPRIATION															
A. PROGRAMS															
I. GENERAL ADMINISTRATION AND SUPPORT															
General Management and Supervision															
Personnel Services	100000100001000	648,588,000.00	-	-	648,588,000.00	648,588,000.00	-	(45,219,624.78)	45,219,624.78	648,588,000.00	157,155,346.12	191,179,355.40	177,064,262.68	525,398,964.20	
Maintenance & Other Operating Expenses		314,230,000.00	-	-	314,230,000.00	314,230,000.00	-	-	-	314,230,000.00	84,403,674.80	120,489,404.96	95,358,538.49	300,251,618.25	
Capital Outlays		334,358,000.00	-	-	334,358,000.00	334,358,000.00	-	(45,219,624.78)	45,219,624.78	334,358,000.00	72,751,671.32	70,689,950.44	81,705,724.19	225,147,345.95	
Administration of Personnel Benefits															
Personnel Services	100000100002000	8,135,838,000.00	-	-	8,135,838,000.00	2,974,080,438.00	-	(11,851,907.00)	11,851,907.00	2,974,080,438.00	95,434,314.99	454,173,714.65	683,005,121.53	1,232,613,151.17	
Maintenance & Other Operating Expenses		8,135,838,000.00	-	-	8,135,838,000.00	2,974,080,438.00	-	(11,851,907.00)	11,851,907.00	2,974,080,438.00	95,434,314.99	454,173,714.65	683,005,121.53	1,232,613,151.17	
Capital Outlays		-	-	-	-	-	-	-	-	-	-	-	-	-	
TOTAL GASS		8,784,426,000.00			8,784,426,000.00	3,622,668,438.00		(57,071,531.78)	57,071,531.78	3,622,668,438.00	282,589,661.11	645,353,070.05	860,069,384.21	1,758,012,115.37	
II. SUPPORT TO OPERATIONS															
Health Information Technology															
Personnel Services	200000100001000	821,501,000.00	-	-	821,501,000.00	821,501,000.00	-	(118,396,472.00)	118,396,472.00	821,501,000.00	69,041,892.15	35,005,468.76	223,258,738.61	327,306,099.52	
Maintenance & Other Operating Expenses		-	-	-	-	-	-	-	-	-	-	-	-	-	
Capital Outlays		225,021,000.00	-	-	225,021,000.00	225,021,000.00	-	(53,396,472.00)	53,396,472.00	225,021,000.00	22,549,733.68	34,204,906.76	41,014,078.53	97,768,718.97	
Operations of Regional Offices		596,480,000.00	-	-	596,480,000.00	596,480,000.00	-	(65,000,000.00)	65,000,000.00	596,480,000.00	46,492,158.47	800,562.00	182,244,660.08	229,537,380.55	
Personnel Services	200000100002000	1,344,481,000.00	-	-	1,344,481,000.00	1,344,481,000.00	-	-	-	1,344,481,000.00	264,984,753.51	333,222,141.46	336,718,844.52	934,925,739.49	
Maintenance & Other Operating Expenses		1,112,350,000.00	-	-	1,112,350,000.00	1,112,350,000.00	-	-	-	1,112,350,000.00	198,825,357.28	277,567,311.72	279,575,770.17	755,968,439.17	
Capital Outlays		232,131,000.00	-	-	232,131,000.00	232,131,000.00	-	-	-	232,131,000.00	66,159,396.23	55,654,829.74	57,143,074.35	178,957,300.32	
TOTAL STO		2,405,352,000.00			2,405,352,000.00	2,165,982,000.00		(118,396,472.00)	118,396,472.00	2,165,982,000.00	334,026,645.66	368,227,610.22	559,977,583.13	1,262,231,039.01	
III. OPERATIONS															
PREXC 00 : ACCESS TO PROMOTIVE AND PREVENTIVE HEALTH CARE SERVICES IMPROVED															
HEALTH POLICY AND STANDARDS DEVELOPMENT PROGRAM															
International Health Policy Development and Cooperation															
Personnel Services	310100100001000	52,846,000.00	-	-	52,846,000.00	52,846,000.00	-	(12,528,000.00)	12,528,000.00	52,846,000.00	6,150,226.39	7,853,204.05	19,003,900.21	33,007,330.65	
Maintenance & Other Operating Expenses		20,890,000.00	-	-	20,890,000.00	20,890,000.00	-	-	-	20,890,000.00	4,820,573.09	6,351,406.18	4,657,432.49	15,829,411.76	
Capital Outlays		31,956,000.00	-	-	31,956,000.00	31,956,000.00	-	(12,528,000.00)	12,528,000.00	31,956,000.00	1,329,853.30	1,501,797.87	14,346,467.72	17,177,918.89	
Health Sector Policy and Plan Development															
Personnel Services	310100100002000	48,300,000.00	-	-	48,300,000.00	48,300,000.00	-	(400,000.00)	400,000.00	48,300,000.00	9,905,217.12	13,054,391.59	8,791,496.75	31,751,105.46	
Maintenance & Other Operating Expenses		33,058,000.00	-	-	33,058,000.00	33,058,000.00	-	-	-	33,058,000.00	8,437,888.27	9,713,467.79	5,988,311.08	24,139,667.14	
Capital Outlays		15,242,000.00	-	-	15,242,000.00	15,242,000.00	-	(400,000.00)	400,000.00	15,242,000.00	1,467,328.85	3,340,923.80	2,803,185.67	7,611,438.32	
Health Sector Research Development															
Personnel Services	310100100003000	112,729,000.00	-	-	112,729,000.00	112,729,000.00	-	-	-	112,729,000.00	534,268.09	1,305,803.56	3,124,233.76	4,964,305.41	
Maintenance & Other Operating Expenses		-	-	-	-	-	-	-	-	-	-	-	-	-	
Capital Outlays		112,729,000.00	-	-	112,729,000.00	112,729,000.00	-	-	-	112,729,000.00	534,268.09	1,305,803.56	3,124,233.76	4,964,305.41	
HEALTH SYSTEMS STRENGTHENING PROGRAM															
SERVICE DELIVERY SUB-PROGRAM															
Health Facility Policy and Plan Development															
Personnel Services	310201100001000	242,134,000.00	-	-	242,134,000.00	242,134,000.00	-	(180,765,873.00)	180,765,873.00	242,134,000.00	39,019,474.70	43,212,627.22	80,242,640.46	162,474,742.38	
Maintenance & Other Operating Expenses		-	-	-	-	-	-	-	-	-	-	-	-	-	
Capital Outlays		242,134,000.00	-	-	242,134,000.00	242,134,000.00	-	(180,765,873.00)	180,765,873.00	242,134,000.00	39,019,474.70	43,212,627.22	80,242,640.46	162,474,742.38	
Health Facilities Enhancement Program															
Personnel Services	310201100002000	3,302,854,000.00	26,963,851,000.00	-	30,266,705,000.00	30,116,303,905.00	-	(475,246,000.00)	475,246,000.00	30,116,303,905.00	2,667,495,358.19	6,535,568,887.63	7,533,324,970.50	16,736,389,216.32	
Maintenance & Other Operating Expenses		-	-	-	-	-	-	-	-	-	-	-	-	-	
Capital Outlays		3,302,854,000.00	26,963,851,000.00	-	30,266,705,000.00	30,116,303,905.00	-	(475,246,000.00)	475,246,000.00	30,116,303,905.00	2,667,495,358.19	6,535,568,887.63	7,533,324,970.50	16,736,389,216.32	
Local Health Systems Development and Assistance															
Personnel Services	310201100003000	404,103,000.00	-	-	404,103,000.00	404,103,000.00	-	(57,915,985.00)	57,915,985.00	404,103,000.00	9,211,842.53	71,563,276.09	99,355,744.03	180,130,862.65	

STATEMENT OF APPROPRIATIONS, ALLOTMENTS, OBLIGATIONS, DISBURSEMENTS AND BALANCES
As of the Quarter Ending September 30, 2018

FAR No. 1

Department: Department of Health (DOH)
Agency: Office of the Secretary
Operating Unit: All
Organization Code (UACS): 130010000000
Fund Cluster: 01 - Regular Agency Fund, 04 - Special Accounts/ Foreign Assisted

■ Current Year Appropriations

PROGRAM/ACTIVITY/PROJECT	PREXC CODE	APPROPRIATION				ALLOTMENTS					TOTAL OBLIGATION				
		Authorized Appropriation	Adjustments (Transfer To/From Realignment)		Adjusted Appropriations	Allotments Received	Adjustments (Withdrawal/Realignment)	(Transfer to)	Transfer from	Adjusted Total Allotments	1st Qtr ending March 31	2nd Qtr ending June 30	3rd Qtr ending Sept 30	4th Qtr ending Dec 31	TOTAL (REGULAR FUND)
			SARO's Releases for APB and HFEP	Within Dept											
Personnel Services		-	-	-	-	-	-	-	-	-	-	-	-	-	
Maintenance & Other Operating Expenses		404,103,000.00	-	-	404,103,000.00	-	-	-	-	-	-	-	-	-	
Capital Outlays		-	-	-	-	-	(57,915,985.00)	57,915,985.00	404,103,000.00	9,211,842.53	71,563,276.09	99,355,744.03	-	180,130,862.65	
Pharmaceutical Management	310201100004000	164,528,000.00	-	-	164,528,000.00	-	(65,032,008.00)	65,032,008.00	164,528,000.00	2,938,916.27	20,144,747.90	29,689,087.99	-	52,772,752.16	
Personnel Services		-	-	-	-	-	-	-	-	-	-	-	-	-	
Maintenance & Other Operating Expenses		164,528,000.00	-	-	164,528,000.00	-	(65,032,008.00)	65,032,008.00	164,528,000.00	2,938,916.27	20,144,747.90	29,689,087.99	-	52,772,752.16	
Capital Outlays		-	-	-	-	-	-	-	-	-	-	-	-	-	
HEALTH HUMAN RESOURCE SUB-PROGRAM															
Human Resource for Health (HRH) Deployment	310202100001000	9,599,598,000.00	-	0.00	9,599,598,000.00	9,599,598,000.00	(1,630,254,820.27)	1,630,254,820.27	9,599,598,000.00	2,410,085,372.79	2,408,069,596.30	2,826,261,054.66	-	7,644,416,023.75	
Personnel Services		341,237,000.00	-	0.00	341,237,000.00	341,237,000.00	(302,220,127.21)	302,220,127.21	341,237,000.00	89,935,121.94	112,640,822.75	93,051,699.55	-	295,627,644.24	
Maintenance & Other Operating Expenses		9,258,361,000.00	-	0.00	9,258,361,000.00	9,258,361,000.00	(1,328,034,693.06)	1,328,034,693.06	9,258,361,000.00	2,320,150,250.85	2,295,428,773.55	2,733,209,355.11	-	7,348,788,379.51	
Capital Outlays		-	-	-	-	-	-	-	-	-	-	-	-	-	
Human Resources for Health (HRH) and Institutional Capacity Management	310202100002000	238,688,000.00	-	-	238,688,000.00	238,688,000.00	(19,814,200.00)	19,814,200.00	238,688,000.00	25,029,695.00	46,852,226.98	49,245,991.51	-	121,127,913.49	
Personnel Services		54,026,000.00	-	-	54,026,000.00	54,026,000.00	-	-	54,026,000.00	5,539,972.06	7,167,145.29	5,381,484.43	-	18,088,601.78	
Maintenance & Other Operating Expenses		184,662,000.00	-	-	184,662,000.00	184,662,000.00	(19,814,200.00)	19,814,200.00	184,662,000.00	19,489,722.94	39,685,081.69	43,864,507.08	-	103,039,311.71	
Capital Outlays		-	-	-	-	-	-	-	-	-	-	-	-	-	
HEALTH PROMOTION SUB-PROGRAM															
Health Promotion	310203100001000	322,209,000.00	-	-	322,209,000.00	322,209,000.00	-	-	322,209,000.00	28,233,503.08	39,716,010.80	84,718,422.60	-	152,667,936.48	
Personnel Services		42,984,000.00	-	-	42,984,000.00	42,984,000.00	-	-	42,984,000.00	3,684,165.80	4,725,233.06	3,129,759.36	-	11,539,158.22	
Maintenance & Other Operating Expenses		279,225,000.00	-	-	279,225,000.00	279,225,000.00	-	-	279,225,000.00	24,549,337.28	34,990,777.74	81,588,663.24	-	141,128,778.26	
Capital Outlays		-	-	-	-	-	-	-	-	-	-	-	-	-	
PUBLIC HEALTH PROGRAM															
PUBLIC HEALTH MANAGEMENT SUB-PROGRAM															
Public Health Management	310301100001000	4,622,610,000.00	-	(0.00)	4,622,610,000.00	4,622,610,000.00	(430,097,926.36)	430,097,926.36	4,622,610,000.00	712,520,999.53	1,012,269,828.57	930,296,354.90	-	2,655,087,183.00	
Personnel Services		473,873,000.00	-	-	473,873,000.00	473,873,000.00	-	-	473,873,000.00	195,179,335.03	155,780,336.50	79,987,033.33	-	430,946,704.86	
Maintenance & Other Operating Expenses		4,148,737,000.00	-	(0.00)	4,148,737,000.00	4,148,737,000.00	(430,097,926.36)	430,097,926.36	4,148,737,000.00	517,341,664.50	856,489,492.07	850,309,321.57	-	2,224,140,478.14	
Capital Outlays		-	-	-	-	-	-	-	-	-	-	-	-	-	
Operation of PNAC Secretariat	310301100002000	11,457,000.00	-	-	11,457,000.00	11,457,000.00	-	-	11,457,000.00	1,678,875.17	2,213,504.33	5,673,809.92	-	9,566,189.42	
Personnel Services		4,372,000.00	-	-	4,372,000.00	4,372,000.00	-	-	4,372,000.00	989,911.23	1,270,918.92	968,146.46	-	3,228,976.61	
Maintenance & Other Operating Expenses		7,085,000.00	-	-	7,085,000.00	7,085,000.00	-	-	7,085,000.00	688,963.94	942,585.41	4,705,663.46	-	6,337,212.81	
Capital Outlays		-	-	-	-	-	-	-	-	-	-	-	-	-	
ENVIRONMENTAL AND OCCUPATIONAL HEALTH SUB-PROGRAM															
Environmental and Occupational Health	310302100001000	3,740,000.00	-	-	3,740,000.00	3,740,000.00	(2,570,000.00)	2,570,000.00	3,740,000.00	-	710,782.92	288,400.00	-	999,182.92	
Personnel Services		-	-	-	-	-	-	-	-	-	-	-	-	-	
Maintenance & Other Operating Expenses		3,740,000.00	-	-	3,740,000.00	3,740,000.00	(2,570,000.00)	2,570,000.00	3,740,000.00	-	710,782.92	288,400.00	-	999,182.92	
Capital Outlays		-	-	-	-	-	-	-	-	-	-	-	-	-	
NATIONAL IMMUNIZATION SUB-PROGRAM															
National Immunization	310303100001000	7,437,044,000.00	-	-	7,437,044,000.00	7,437,044,000.00	-	-	7,437,044,000.00	11,124,794.00	508,738,688.57	5,611,228,960.03	-	6,131,092,442.60	
Personnel Services		-	-	-	-	-	-	-	-	-	-	-	-	-	
Maintenance & Other Operating Expenses		7,437,044,000.00	-	-	7,437,044,000.00	7,437,044,000.00	-	-	7,437,044,000.00	11,124,794.00	508,738,688.57	5,611,228,960.03	-	6,131,092,442.60	
Capital Outlays		-	-	-	-	-	-	-	-	-	-	-	-	-	
FAMILY HEALTH SUB-PROGRAM															
Family Health, Nutrition and Responsible Parenting	310304100001000	3,639,663,000.00	-	-	3,639,663,000.00	3,639,663,000.00	(113,697,270.00)	113,697,270.00	3,639,663,000.00	-	76,545,247.57	372,570,026.78	-	449,115,274.35	
Personnel Services		-	-	-	-	-	-	-	-	-	-	-	-	-	
Maintenance & Other Operating Expenses		3,639,663,000.00	-	-	3,639,663,000.00	3,639,663,000.00	(113,697,270.00)	113,697,270.00	3,639,663,000.00	-	76,545,247.57	372,570,026.78	-	449,115,274.35	
Capital Outlays		-	-	-	-	-	-	-	-	-	-	-	-	-	
ELIMINATION OF INFECTIOUS DISEASES PROGRAM															
Elimination of Disease such as Malaria, Schistosomiasis, Leprosy and Filariasis	310305100001000	372,511,000.00	-	-	372,511,000.00	372,511,000.00	-	-	372,511,000.00	18,417.72	22,449,159.48	207,144,717.96	-	229,612,295.16	

STATEMENT OF APPROPRIATIONS, ALLOTMENTS, OBLIGATIONS, DISBURSEMENTS AND BALANCES
As of the Quarter Ending September 30, 2018

FAR No. 1

Department: Department of Health (DOH)
Agency: Office of the Secretary
Operating Unit: All
Organization Code (UACS): 130010000000
Fund Cluster: 01 - Regular Agency Fund, 04 - Special Accounts/ Foreign Assisted

■ Current Year Appropriations

PROGRAM/ACTIVITY/PROJECT	PREXC CODE	APPROPRIATION				ALLOTMENTS					TOTAL OBLIGATION				
		Authorized Appropriation	Adjustments (Transfer To/From Realignment)		Adjusted Appropriations	Allotments Received	Adjustments (Withdrawal/ Realignment)	(Transfer to)	Transfer from	Adjusted Total Allotments	1st Qtr ending March 31	2nd Qtr ending June 30	3rd Qtr ending Sept. 30	4th Qtr ending Dec. 31	TOTAL (REGULAR FUND)
			SARO's Releases for APB and HFEP	Within Dept											
Personnel Services		-	-	-	-	-	-	-	-	-	-	-	-	-	
Maintenance & Other Operating Expenses		372,511,000.00	-	-	372,511,000.00	372,511,000.00	-	-	-	372,511,000.00	18,417.72	22,449,159.48	207,144,717.96	-	229,612,295.16
Capital Outlays		-	-	-	-	-	-	-	-	-	-	-	-	-	
Rabies Control	310305100002000	583,370,000.00	-	-	583,370,000.00	583,370,000.00	(130,920,000.00)	130,920,000.00	583,370,000.00	-	-	-	-	-	
Personnel Services		-	-	-	-	-	-	-	-	-	-	-	-	-	
Maintenance & Other Operating Expenses		583,370,000.00	-	-	583,370,000.00	583,370,000.00	-	-	-	-	-	-	-	-	
Capital Outlays		-	-	-	-	-	(130,920,000.00)	130,920,000.00	583,370,000.00	-	-	-	-	-	
PREVENTION AND CONTROL OF INFECTIOUS DISEASES SUB-PROGRAM															
Prevention and Control of Other Infectious Disease	310306100001000	1,693,697,000.00	-	-	1,693,697,000.00	1,693,697,000.00	-	-	1,693,697,000.00	-	93,214,727.71	384,858,558.24	-	478,073,285.95	
Personnel Services		-	-	-	-	-	-	-	-	-	-	-	-	-	
Maintenance & Other Operating Expenses		1,693,697,000.00	-	-	1,693,697,000.00	1,693,697,000.00	-	-	-	-	-	-	-	-	
Capital Outlays		-	-	-	-	-	-	-	1,693,697,000.00	-	93,214,727.71	384,858,558.24	-	478,073,285.95	
TB Control	310306100002000	784,950,000.00	-	-	784,950,000.00	784,950,000.00	-	-	784,950,000.00	-	12,555,000.00	-	-	12,555,000.00	
Personnel Services		-	-	-	-	-	-	-	-	-	-	-	-	-	
Maintenance & Other Operating Expenses		784,950,000.00	-	-	784,950,000.00	784,950,000.00	-	-	-	-	-	-	-	-	
Capital Outlays		-	-	-	-	-	-	-	784,950,000.00	-	12,555,000.00	-	-	12,555,000.00	
Assistance to Philippine Tuberculosis	310306100003000	13,317,000.00	-	-	13,317,000.00	13,317,000.00	-	-	13,317,000.00	13,317,000.00	-	-	-	13,317,000.00	
Personnel Services		-	-	-	-	-	-	-	-	-	-	-	-	-	
Maintenance & Other Operating Expenses		13,317,000.00	-	-	13,317,000.00	13,317,000.00	-	-	-	-	-	-	-	-	
Capital Outlays		-	-	-	-	-	-	-	13,317,000.00	13,317,000.00	-	-	-	13,317,000.00	
NON COMMUNICABLE DISEASES SUB-PROGRAM															
Prevention and Control of Non-Communicable Diseases	310307100001000	431,655,000.00	-	-	431,655,000.00	381,655,000.00	-	-	381,655,000.00	-	32,768,392.00	41,228,720.27	-	73,997,112.27	
Personnel Services		-	-	-	-	-	-	-	-	-	-	-	-	-	
Maintenance & Other Operating Expenses		431,655,000.00	-	-	431,655,000.00	381,655,000.00	-	-	-	-	-	-	-	-	
Capital Outlays		-	-	-	-	-	-	-	381,655,000.00	-	32,768,392.00	41,228,720.27	-	73,997,112.27	
EPIDEMIOLOGY AND SURVEILLANCE PROGRAM															
Epidemiology and Surveillance	310400100001000	63,668,000.00	-	-	63,668,000.00	63,668,000.00	(2,200,000.00)	2,200,000.00	63,668,000.00	6,532,235.96	12,927,403.73	14,517,933.68	-	33,977,573.37	
Personnel Services		-	-	-	-	-	-	-	-	-	-	-	-	-	
Maintenance & Other Operating Expenses		63,668,000.00	-	-	63,668,000.00	63,668,000.00	-	-	-	-	-	-	-	-	
Capital Outlays		-	-	-	-	-	(2,200,000.00)	2,200,000.00	63,668,000.00	6,532,235.96	12,927,403.73	14,517,933.68	-	33,977,573.37	
HEALTH EMERGENCY MANAGEMENT PROGRAM															
Health Emergency Preparedness and Response	310500100001000	317,185,000.00	-	-	317,185,000.00	317,185,000.00	(29,480,000.00)	29,480,000.00	317,185,000.00	31,231,428.33	77,608,091.42	75,318,617.82	-	184,158,137.57	
Personnel Services		-	-	-	-	-	-	-	-	-	-	-	-	-	
Maintenance & Other Operating Expenses		317,185,000.00	-	-	317,185,000.00	317,185,000.00	-	-	-	-	-	-	-	-	
Capital Outlays		-	-	-	-	-	(29,480,000.00)	29,480,000.00	317,185,000.00	31,231,428.33	77,608,091.42	75,318,617.82	-	184,158,137.57	
Quick Response Fund	310500100002000	500,000,000.00	-	-	500,000,000.00	500,000,000.00	(16,500,000.00)	16,500,000.00	500,000,000.00	5,000,000.00	(24,075.00)	22,155,060.82	-	27,130,965.82	
Personnel Services		-	-	-	-	-	-	-	-	-	-	-	-	-	
Maintenance & Other Operating Expenses		200,000,000.00	-	-	200,000,000.00	200,000,000.00	-	-	-	-	-	-	-	-	
Capital Outlays		300,000,000.00	-	-	300,000,000.00	300,000,000.00	(16,500,000.00)	16,500,000.00	200,000,000.00	5,000,000.00	(24,075.00)	5,897,280.82	-	10,873,205.82	
SUB-TOTAL: ACCESS TO PROMOTIVE AND PREVENTIVE HEALTH CARE SERVICES IMPROVED		34,962,856,000.00	26,963,951,000.00	0.00	61,926,707,000.00	61,726,305,905.00	(3,167,422,082.63)	3,167,422,082.63	61,726,305,905.00	5,980,027,624.87	11,039,317,623.42	16,399,038,702.89	-	35,418,383,651.18	
PREXC 00 : ACCESS TO CURATIVE AND REHABILITATIVE HEALTH CARE SERVICES IMPROVED															
HEALTH FACILITIES OPERATION PROGRAM															
CURATIVE HEALTH CARE SUB-PROGRAM															
Operation of Blood Centers and National Voluntary Blood Services Program	320101100001000	395,636,000.00	-	-	395,636,000.00	395,636,000.00	(127,866,297.70)	127,866,297.70	395,636,000.00	8,556,427.94	22,700,915.47	84,627,684.00	-	115,885,027.41	
Personnel Services		6,308,000.00	-	-	6,308,000.00	6,308,000.00	-	-	6,308,000.00	734,566.50	875,067.37	595,757.38	-	2,205,391.25	
Maintenance & Other Operating Expenses		389,328,000.00	-	-	389,328,000.00	389,328,000.00	(127,866,297.70)	127,866,297.70	389,328,000.00	7,821,861.44	21,825,848.10	84,031,926.62	-	113,679,636.16	
Capital Outlays		-	-	-	-	-	-	-	-	-	-	-	-	-	

STATEMENT OF APPROPRIATIONS, ALLOTMENTS, OBLIGATIONS, DISBURSEMENTS AND BALANCES

As of the Quarter Ending September 30, 2018

Department: Department of Health (DOH)
 Agency: Office of the Secretary
 Operating Unit: All
 Organization Code (UACS): 130010000000
 Fund Cluster: 01 - Regular Agency Fund, 04 - Special Accounts/ Foreign Assisted

Current Year Appropriations

PROGRAM/ACTIVITY/PROJECT	PREXC CODE	APPROPRIATION				ALLOTMENTS					TOTAL OBLIGATION				
		Authorized Appropriation	Adjustments (Transfer To/From Realignment)		Adjusted Appropriations	Allotments Received	Adjustments (Withdrawal/Realignment)	(Transfer to)	Transfer from	Adjusted Total Allotments	1st Qtr ending March 31	2nd Qtr ending June 30	3rd Qtr ending Sept 30	4th Qtr ending Dec 31	TOTAL (REGULAR FUND)
			SARO's Releases for APB and HFEP	Within Dept.											
Operation of DOH Hospitals in Metro Manila (MM)	320101100002000	8,066,659,000.00	-	-	8,066,659,000.00	8,066,659,000.00	-	-	-	8,066,659,000.00	2,177,270,393.81	2,475,669,066.94	2,032,859,876.21	-	6,685,799,336.96
Personnel Services		6,669,735,000.00	-	-	6,669,735,000.00	6,669,735,000.00	-	-	-	6,669,735,000.00	1,731,674,391.11	2,129,086,411.18	1,837,259,135.15	-	5,698,019,937.44
Maintenance & Other Operating Expenses		1,396,924,000.00	-	-	1,396,924,000.00	1,396,924,000.00	-	-	-	1,396,924,000.00	445,596,002.70	346,582,655.76	195,600,741.06	-	987,779,399.52
Capital Outlays		-	-	-	-	-	-	-	-	-	-	-	-	-	-
Operation of DOH Regional Hospitals and Other Health Facilities	320101100003000	18,126,530,000.00	-	-	18,126,530,000.00	18,126,530,000.00	-	-	-	18,126,530,000.00	4,984,728,804.16	5,541,971,107.56	4,081,458,556.35	-	14,608,158,468.07
Personnel Services		15,689,111,000.00	-	-	15,689,111,000.00	15,689,111,000.00	-	-	-	15,689,111,000.00	4,145,723,292.61	4,931,496,801.11	3,661,719,511.45	-	12,738,939,605.17
Maintenance & Other Operating Expenses		2,437,419,000.00	-	-	2,437,419,000.00	2,437,419,000.00	-	-	-	2,437,419,000.00	839,005,511.55	610,474,306.45	419,739,044.90	-	1,869,218,862.90
Capital Outlays		-	-	-	-	-	-	-	-	-	-	-	-	-	-
Operation of National Reference Laboratories	320101100004000	173,231,000.00	-	-	173,231,000.00	173,231,000.00	-	-	-	173,231,000.00	7,141,767.68	3,116,437.57	43,591,022.50	-	53,849,227.75
Personnel Services		-	-	-	-	-	-	-	-	-	-	-	-	-	-
Maintenance & Other Operating Expenses		173,231,000.00	-	-	173,231,000.00	173,231,000.00	-	-	-	173,231,000.00	7,141,767.68	3,116,437.57	43,591,022.50	-	53,849,227.75
Capital Outlays		-	-	-	-	-	-	-	-	-	-	-	-	-	-
REHABILITATIVE HEALTH CARE SUB-PROGRAM															
Operation of Dangerous Drug Abuse Treatment and Rehabilitation Centers	320102100001000	818,594,000.00	-	-	818,594,000.00	759,594,000.00	-	(73,972,308.00)	73,972,308.00	759,594,000.00	181,552,598.69	196,177,094.50	185,018,435.65	-	562,748,128.84
Personnel Services		392,483,000.00	-	-	392,483,000.00	392,483,000.00	-	-	-	392,483,000.00	110,725,812.28	132,750,986.32	87,867,957.33	-	331,344,755.93
Maintenance & Other Operating Expenses		302,523,000.00	-	-	302,523,000.00	302,523,000.00	-	(73,972,308.00)	73,972,308.00	302,523,000.00	68,194,186.41	59,081,651.77	78,012,018.39	-	205,287,854.57
Capital Outlays		123,588,000.00	-	-	123,588,000.00	64,588,000.00	-	-	-	64,588,000.00	2,632,600.00	4,344,456.41	19,138,461.93	-	26,115,518.34
SUB-TOTAL, 00: ACCESS TO CURATIVE AND REHABILITATIVE HEALTH CARE SERVICES IMPROVED		27,680,650,000.00	-	-	27,680,650,000.00	27,521,650,000.00	-	(201,838,605.70)	201,838,605.70	27,521,650,000.00	7,359,249,992.28	8,239,634,622.04	6,427,655,674.71	-	22,026,440,189.03
PREXC 00: ACCESS TO SAFE AND QUALITY HEALTH COMMODITIES, DEVICES AND FACILITIES ENSURED															
HEALTH REGULATORY PROGRAM															
HEALTH FACILITIES AND SERVICES REGULATION SUB-PROGRAM															
Regulations of Health Facilities and Services	330101100001000	15,872,000.00	-	-	15,872,000.00	15,872,000.00	-	-	-	15,872,000.00	3,684,248.53	4,988,869.66	4,259,768.30	-	12,932,886.49
Personnel Services		-	-	-	-	-	-	-	-	-	-	-	-	-	-
Maintenance & Other Operating Expenses		15,872,000.00	-	-	15,872,000.00	15,872,000.00	-	-	-	15,872,000.00	3,684,248.53	4,988,869.66	4,259,768.30	-	12,932,886.49
Capital Outlays		-	-	-	-	-	-	-	-	-	-	-	-	-	-
Regulation of Regional Health Facilities and Services	330101100002000	287,856,000.00	-	-	287,856,000.00	287,856,000.00	-	-	-	287,856,000.00	66,764,474.05	75,782,989.66	61,078,543.65	-	203,626,007.36
Personnel Services		157,366,000.00	-	-	157,366,000.00	157,366,000.00	-	-	-	157,366,000.00	38,193,258.35	44,903,944.92	34,113,531.26	-	117,210,634.53
Maintenance & Other Operating Expenses		130,490,000.00	-	-	130,490,000.00	130,490,000.00	-	-	-	130,490,000.00	28,571,215.70	30,879,144.74	26,965,012.39	-	86,415,372.83
Capital Outlays		-	-	-	-	-	-	-	-	-	-	-	-	-	-
CONSUMER HEALTH AND WELFARE SUB-PROGRAM															
Regulation of Health Products and Establishments	330102100001000	313,618,000.00	-	-	313,618,000.00	313,618,000.00	-	-	-	313,618,000.00	95,233,028.11	115,087,423.87	51,235,621.89	-	261,556,073.87
Personnel Services		313,618,000.00	-	-	313,618,000.00	313,618,000.00	-	-	-	313,618,000.00	95,233,028.11	115,087,423.87	51,235,621.89	-	261,556,073.87
Maintenance & Other Operating Expenses		-	-	-	-	-	-	-	-	-	-	-	-	-	-
Capital Outlays		-	-	-	-	-	-	-	-	-	-	-	-	-	-
ROUTINE QUARANTINE SERVICES SUB-PROGRAM															
Provision of Quarantine Services and International Health Surveillance	330103000000000	136,814,000.00	-	-	136,814,000.00	136,814,000.00	-	-	-	136,814,000.00	34,110,856.74	41,993,838.39	36,238,421.53	-	112,343,116.66
Personnel Services		136,814,000.00	-	-	136,814,000.00	136,814,000.00	-	-	-	136,814,000.00	34,110,856.74	41,993,838.39	36,238,421.53	-	112,343,116.66
Maintenance & Other Operating Expenses		-	-	-	-	-	-	-	-	-	-	-	-	-	-
Capital Outlays		-	-	-	-	-	-	-	-	-	-	-	-	-	-
SUB-TOTAL, 00: ACCESS TO SAFE AND QUALITY HEALTH COMMODITIES, DEVICES AND FACILITIES ENSURED		754,160,000.00	-	-	754,160,000.00	754,160,000.00	-	-	-	754,160,000.00	199,792,607.43	237,853,121.58	152,812,355.37	-	590,458,084.38
PREXC 00: ACCESS TO SOCIAL HEALTH PROTECTION ASSURED															
SOCIAL HEALTH PROTECTION PROGRAM															
PROJECTS															
LOCALLY - FUNDED PROJECTS															
Assistance to Indigent Patients either confined or out patients in government hospitals/specialty hospitals/	340100100001000	4,870,171,000.00	-	-	4,870,171,000.00	4,870,171,000.00	-	(3,677,880,150.00)	3,677,880,150.00	4,870,171,000.00	220,545,684.84	1,515,133,623.08	1,482,150,593.77	-	3,217,829,901.69
Personnel Services		-	-	-	-	-	-	-	-	-	-	-	-	-	-
Maintenance & Other Operating Expenses		4,870,171,000.00	-	-	4,870,171,000.00	4,870,171,000.00	-	(3,677,880,150.00)	3,677,880,150.00	4,870,171,000.00	220,545,684.84	1,515,133,623.08	1,482,150,593.77	-	3,217,829,901.69
Capital Outlays		-	-	-	-	-	-	-	-	-	-	-	-	-	-
SUB-TOTAL, 00: ACCESS TO SOCIAL HEALTH PROTECTION ASSURED		4,870,171,000.00	-	-	4,870,171,000.00	4,870,171,000.00	-	(3,677,880,150.00)	3,677,880,150.00	4,870,171,000.00	220,545,684.84	1,515,133,623.08	1,482,150,593.77	-	3,217,829,901.69

STATEMENT OF APPROPRIATIONS, ALLOTMENTS, OBLIGATIONS, DISBURSEMENTS AND BALANCES
As of the Quarter Ending September 30, 2018

Department: Department of Health (DOH)
Agency: Office of the Secretary
Operating Unit: All
Organization Code (UACS): 130010000000
Fund Cluster: 01 - Regular Agency Fund, 04 - Special Accounts/ Foreign Assisted

■ Current Year Appropriations

Table with columns: PROGRAM/ACTIVITY/PROJECT, PREXC CODE, APPROPRIATION (Authorized, Adjustments, Adjusted), ALLOTMENTS (Allotments, Adjustments, Adjusted Total), and TOTAL OBLIGATION (1st Qtr, 2nd Qtr, 3rd Qtr, 4th Qtr, TOTAL REGULAR FUND).

STATEMENT OF APPROPRIATIONS, ALLOTMENTS, OBLIGATIONS, DISBURSEMENTS AND BALANCES
As of the Quarter Ending September 30, 2018

Department: Department of Health (DOH)
Agency: Office of the Secretary
Operating Unit: All
Organization Code (UACS): 130010000000
Fund Cluster: 01 - Regular Agency Fund, 04 - Special Accounts/ Foreign Assisted

■ Current Year Appropriations

PROGRAM/ACTIVITY/PROJECT	PREXC CODE	APPROPRIATION			ALLOTMENTS					TOTAL OBLIGATION					
		Authorized Appropriation	Adjustments (Transfer To/From Realignment)		Adjusted Appropriations	Allotments Received	Adjustments (Withdrawal/ Realignment)	(transfer to)	Transfer from	Adjusted total Allotments	1st Qtr ending March 31	2nd Qtr ending June 30	3rd Qtr ending Sept. 30	4th Qtr ending Dec. 31	TOTAL (REGULAR FUND)
			SARO's Releases for APB and HFEF	Within Dept											
Personnel Services		-	-	-	-	-	-	-	-	-	-	-	-	-	
Maintenance & Other Operating Expenses		-	-	-	-	-	-	-	-	-	-	-	-	-	
Capital Outlays		-	-	-	-	-	-	-	-	-	-	-	-	-	
Government Fund															
Personnel Services		-	-	-	-	-	-	-	-	-	-	-	-	-	
Maintenance & Other Operating Expenses		-	-	-	-	-	-	-	-	-	-	-	-	-	
Capital Outlays		-	-	-	-	-	-	-	-	-	-	-	-	-	
Contingent Fund	01102402														
Personnel Services		-	-	-	-	-	-	-	-	-	-	-	-	-	
Maintenance & Other Operating Expenses		-	-	1,959,365.00	1,959,365.00	1,959,365.00	-	-	-	1,959,365.00	-	-	1,959,365.00	1,959,365.00	
Capital Outlays		-	-	-	-	-	-	-	-	-	-	-	-	-	
Grants Funds	0110144														
Personnel Services		-	-	-	-	-	-	-	-	-	-	-	-	-	
Maintenance & Other Operating Expenses		-	-	-	-	-	-	-	-	-	-	-	-	-	
Capital Outlays		-	-	-	-	-	-	-	-	-	-	-	-	-	
GRAND TOTAL (CURRENT YEAR 2018)															
GC		31,695,051,000.00	26,953,814,000.00	2,872,338,840.00	31,720,192,840.00	30,892,778,265.00	(827,414,575.00)	7,897,413,569.00	105,882,648,265.00	18,038,385,922.00	23,217,112,821.00	25,428,841,627.00	67,677,340,369.00	67,677,340,369.00	
FC		30,000,000,000.00	1,826,130,821.00	30,826,130,821.00	30,705,722,359.00	32,708,742,359.00	(888,016,341.00)	888,016,341.00	32,708,742,359.00	1,020,307,800.00	6,386,322,878.00	7,686,249,890.00	26,399,634,727.00	26,399,634,727.00	
RCOJ		43,247,721,000.00	782,627,620.00	44,030,348,620.00	44,876,834,040.00	44,876,834,040.00	(6,368,289,800.00)	6,368,289,800.00	44,876,834,040.00	4,892,221,970.00	7,267,221,805.00	13,279,352,073.00	26,697,230,106.00	26,697,230,106.00	
CC		7,337,500,000.00	26,953,814,000.00	34,291,314,000.00	34,291,314,000.00	34,291,314,000.00	(4,20,226,000.00)	4,20,226,000.00	34,291,314,000.00	2,710,020,110.00	6,152,302,070.00	7,712,208,763.00	47,021,163,033.00	47,021,163,033.00	

TOTAL DISBURSEMENT					BALANCES			
1st Qtr. ending March 31	2nd Qtr. ending June 30	3rd Qtr. ending Sept. 30	4th Qtr. ending Dec. 31	TOTAL (REGULAR FUND)	Unreleased Appropriation	Unobligated Allotment	UNPAID OBLIGATION	
							Due and Demandable	Not Yet Due and Demandable
111,383,773.20	181,985,782.71	161,237,619.53	-	454,607,175.44	-	123,189,035.80	70,791,788.76	-
80,921,209.62	123,523,114.47	92,577,903.02	-	297,022,227.11	-	13,978,381.75	3,229,391.14	-
30,462,563.58	58,462,668.24	68,659,716.51	-	157,584,948.33	-	109,210,654.05	67,562,397.82	-
-	-	-	-	-	-	-	-	-
-	-	-	-	-	-	-	-	-
92,026,034.53	433,744,084.51	626,778,318.79	-	1,152,548,437.83	5,161,757,562.00	1,741,467,286.83	80,064,713.34	-
92,026,034.53	433,744,084.51	626,778,318.79	-	1,152,548,437.83	5,161,757,562.00	1,741,467,286.83	80,064,713.34	-
-	-	-	-	-	-	-	-	-
-	-	-	-	-	-	-	-	-
203,409,807.73	615,729,887.22	788,015,938.32	-	1,607,155,613.27	5,161,757,562.00	1,854,655,122.63	160,856,602.10	-
7,886,955.33	64,320,269.81	28,065,672.46	-	100,272,897.60	-	494,194,900.48	227,033,201.92	-
-	-	-	-	-	-	-	-	-
7,886,955.33	17,730,811.34	22,308,510.79	-	47,926,077.46	-	127,252,281.03	49,842,641.51	-
-	46,589,658.47	5,757,161.67	-	52,346,820.14	-	366,942,619.45	177,190,560.41	-
-	-	-	-	-	-	-	-	-
208,185,566.30	319,992,229.34	312,878,569.54	-	841,056,365.18	-	409,555,260.51	93,869,374.31	-
171,083,009.79	273,311,159.52	266,271,531.51	-	710,665,700.82	-	356,381,580.83	45,302,738.35	-
37,102,556.51	46,681,069.82	46,607,038.03	-	130,390,664.36	-	53,173,699.68	48,566,635.96	-
-	-	-	-	-	-	-	-	-
-	-	-	-	-	-	-	-	-
216,072,521.63	354,912,499.16	340,944,242.00	-	911,929,262.79	-	905,760,160.89	320,902,616.23	-
5,513,173.21	8,049,886.24	7,801,021.44	-	21,364,080.89	-	19,838,669.35	11,843,249.76	-
4,357,021.62	6,617,345.91	4,852,344.23	-	15,826,711.76	-	5,060,588.24	2,700.00	-
1,156,151.59	1,432,540.33	2,948,677.21	-	5,537,369.13	-	14,778,081.11	11,640,549.76	-
-	-	-	-	-	-	-	-	-
-	-	-	-	-	-	-	-	-
7,826,130.07	14,431,964.91	9,140,414.86	-	31,398,509.84	-	16,548,894.54	352,595.62	-
6,526,679.01	11,168,698.77	6,438,080.79	-	24,133,458.57	-	8,918,332.86	6,208.57	-
1,299,451.06	3,263,266.14	2,702,334.07	-	7,265,051.27	-	7,630,561.68	346,387.05	-
-	-	-	-	-	-	-	-	-
-	-	-	-	-	-	-	-	-
87,052.09	540,627.14	1,672,784.32	-	2,300,463.55	-	107,764,694.59	2,663,841.86	-
-	-	-	-	-	-	-	-	-
87,052.09	540,627.14	1,672,784.32	-	2,300,463.55	-	107,764,694.59	2,663,841.86	-
-	-	-	-	-	-	-	-	-
18,648,629.44	38,073,390.76	60,014,125.62	-	116,736,145.82	-	79,659,257.62	45,738,596.56	-
-	-	-	-	-	-	-	-	-
18,648,629.44	38,073,390.76	60,014,125.62	-	116,736,145.82	-	79,659,257.62	45,738,596.56	-
-	-	-	-	-	-	-	-	-
-	-	-	-	-	-	-	-	-
75,715,349.07	1,968,371,409.33	3,103,271,592.11	-	5,147,358,350.51	150,401,095.00	13,379,914,688.68	11,589,030,865.81	-
-	-	-	-	-	-	-	-	-
-	-	-	-	-	-	-	-	-
75,715,349.07	1,968,371,409.33	3,103,271,592.11	-	5,147,358,350.51	150,401,095.00	13,379,914,688.68	11,589,030,865.81	-
-	-	-	-	-	-	-	-	-
2,185,036.19	45,448,156.29	39,997,433.75	-	87,630,626.23	-	223,972,137.35	92,500,236.42	-

TOTAL DISBURSEMENT					BALANCES			
1st Qtr ending March 31	2nd Qtr ending June 30	3rd Qtr ending Sept. 30	4th Qtr ending Dec. 31	TOTAL (REGULAR FUND)	Unreleased Appropriation	Unobligated Allotment	UNPAID OBLIGATION	
							Due and Demandable	Not Yet Due and Demandable
-	-	-	-	-	-	-	-	-
2,185,036.19	45,448,156.29	39,997,433.75	-	87,630,626.23	-	223,972,137.35	92,500,236.42	-
-	-	-	-	-	-	-	-	-
-	-	-	-	-	-	-	-	-
1,553,842.19	10,873,421.19	23,766,494.33	-	36,193,757.71	-	111,755,247.84	16,578,994.45	-
-	-	-	-	-	-	-	-	-
1,553,842.19	10,873,421.19	23,766,494.33	-	36,193,757.71	-	111,755,247.84	16,578,994.45	-
-	-	-	-	-	-	-	-	-
-	-	-	-	-	-	-	-	-
1,328,011,563.24	2,026,706,760.41	2,279,425,936.82	-	5,634,144,260.47	-	1,955,181,976.25	2,010,271,763.28	-
76,591,460.95	112,169,150.40	92,874,803.43	-	281,635,214.78	-	45,609,355.76	13,992,429.46	-
1,251,420,102.29	1,914,637,610.01	2,186,581,333.39	-	5,352,509,045.69	-	1,909,572,620.49	1,996,279,333.82	-
-	-	-	-	-	-	-	-	-
-	-	-	-	-	-	-	-	-
15,258,817.50	34,520,225.28	41,828,831.97	-	91,607,874.75	-	117,560,086.51	29,520,038.74	-
5,107,549.12	7,384,491.95	5,592,360.71	-	18,084,401.78	-	35,937,398.22	4,200.00	-
10,151,268.38	27,135,733.33	36,236,471.26	-	73,523,472.97	-	81,622,688.29	29,515,838.74	-
-	-	-	-	-	-	-	-	-
-	-	-	-	-	-	-	-	-
9,267,715.33	16,475,179.90	24,980,295.11	-	50,723,190.34	-	169,541,063.52	101,944,746.14	-
3,392,996.95	5,006,045.32	3,115,094.84	-	11,514,137.11	-	31,444,841.78	25,021.11	-
5,874,718.38	11,469,134.58	21,865,200.27	-	39,209,053.23	-	138,096,221.74	101,919,725.03	-
-	-	-	-	-	-	-	-	-
-	-	-	-	-	-	-	-	-
359,170,345.06	648,194,687.69	752,935,003.22	-	1,760,300,035.97	-	1,967,522,817.00	894,787,147.03	-
170,118,330.36	153,861,072.69	73,462,916.45	-	397,442,319.50	-	42,926,295.14	33,504,385.36	-
189,052,014.70	494,333,615.00	679,472,086.77	-	1,362,857,716.47	-	1,924,596,521.86	861,282,761.67	-
-	-	-	-	-	-	-	-	-
-	-	-	-	-	-	-	-	-
1,179,880.36	1,350,250.95	3,176,738.34	-	5,706,869.65	-	1,890,810.58	3,859,319.77	-
886,371.14	673,534.92	1,565,030.46	-	3,124,936.52	-	1,143,023.39	104,040.09	-
293,509.22	676,716.03	1,611,707.88	-	2,581,933.13	-	747,787.19	3,755,279.68	-
-	-	-	-	-	-	-	-	-
-	-	-	-	-	-	-	-	-
-	710,782.92	-	-	710,782.92	-	2,740,817.08	288,400.00	-
-	-	-	-	-	-	-	-	-
-	710,782.92	-	-	710,782.92	-	2,740,817.08	288,400.00	-
-	-	-	-	-	-	-	-	-
-	-	-	-	-	-	-	-	-
-	514,926,454.57	42,540,749.33	-	557,467,203.90	-	1,305,951,557.40	5,573,625,238.70	-
-	-	-	-	-	-	-	-	-
-	514,926,454.57	42,540,749.33	-	557,467,203.90	-	1,305,951,557.40	5,573,625,238.70	-
-	-	-	-	-	-	-	-	-
-	-	-	-	-	-	-	-	-
-	173,745.00	12,253,129.49	-	12,426,874.49	-	3,190,547,725.65	436,688,399.86	-
-	-	-	-	-	-	-	-	-
-	173,745.00	12,253,129.49	-	12,426,874.49	-	3,190,547,725.65	436,688,399.86	-
-	-	-	-	-	-	-	-	-
-	-	-	-	-	-	-	-	-
-	18,417.72	34,689.48	-	53,107.20	-	142,898,704.84	229,559,187.96	-

TOTAL DISBURSEMENT					BALANCES			
1st Qtr ending March 31	2nd Qtr ending June 30	3rd Qtr ending Sept. 30	4th Qtr ending Dec. 31	TOTAL (REGULAR FUND)	Unreleased Appropriation	Unobligated Allotment	UNPAID OBLIGATION	
							Due and Demandable	Not Yet Due and Demandable
-	-	-	-	-	-	-	-	-
-	18,417.72	34,689.48	-	53,107.20	-	142,898,704.84	229,559,187.96	-
-	-	-	-	-	-	-	-	-
-	-	-	-	-	-	583,370,000.00	-	-
-	-	-	-	-	-	583,370,000.00	-	-
-	-	-	-	-	-	-	-	-
-	-	19,618,822.92	-	19,618,822.92	-	1,215,623,714.05	458,454,463.03	-
-	-	19,618,822.92	-	19,618,822.92	-	1,215,623,714.05	458,454,463.03	-
-	-	-	-	-	-	-	-	-
-	-	-	-	-	-	772,395,000.00	12,555,000.00	-
-	-	-	-	-	-	772,395,000.00	12,555,000.00	-
-	13,317,000.00	-	-	13,317,000.00	-	-	-	-
-	13,317,000.00	-	-	13,317,000.00	-	-	-	-
-	-	-	-	-	-	-	-	-
-	-	4,840.11	-	4,840.11	50,000,000.00	307,657,887.73	73,992,272.16	-
-	-	4,840.11	-	4,840.11	50,000,000.00	307,657,887.73	73,992,272.16	-
2,702,270.60	8,255,698.79	10,786,050.73	-	21,744,020.12	-	29,690,426.63	12,233,553.25	-
2,702,270.60	8,255,698.79	10,786,050.73	-	21,744,020.12	-	29,690,426.63	12,233,553.25	-
10,903,457.05	20,444,616.95	31,117,108.56	-	62,465,182.56	-	133,026,862.43	121,692,955.01	-
10,903,457.05	20,444,616.95	31,117,108.56	-	62,465,182.56	-	133,026,862.43	121,692,955.01	-
1,800,000.00	2,654,595.00	21,257,780.00	-	25,712,375.00	-	472,869,014.18	1,418,610.82	-
1,800,000.00	2,654,595.00	5,000,000.00	-	9,454,595.00	-	189,126,794.18	1,418,610.82	-
-	-	16,257,780.00	-	16,257,780.00	-	283,742,220.00	-	-
1,839,823,261.40	5,373,637,271.04	6,485,623,842.51	-	13,698,984,374.95	200,401,095.00	26,307,922,053.82	21,719,399,476.23	-
5,842,092.12	18,236,158.01	23,850,426.14	-	47,928,676.27	-	279,750,972.59	67,956,351.14	-
617,265.77	802,212.10	785,913.38	-	2,205,391.25	-	4,102,608.75	-	-
5,224,826.35	17,433,945.91	23,064,512.76	-	45,723,285.02	-	275,648,363.84	67,956,351.14	-
-	-	-	-	-	-	-	-	-

TOTAL DISBURSEMENT					BALANCES			
1st Qtr ending March 31	2nd Qtr ending June 30	3rd Qtr ending Sept. 30	4th Qtr ending Dec. 31	TOTAL (REGULAR FUND)	Unreleased Appropriation	Unobligated Allotment	UNPAID OBLIGATION	
							Due and Demandable	Not Yet Due and Demandable
1,806,948,973.19	2,458,994,830.13	2,057,621,616.01	-	6,323,565,419.33	-	1,380,859,663.04	362,233,917.63	-
1,644,517,333.42	2,163,220,535.93	1,776,607,624.49	-	5,584,345,493.84	-	971,715,062.56	113,674,443.60	-
162,431,639.77	295,774,294.20	281,013,991.52	-	739,219,925.49	-	409,144,600.48	248,569,474.03	-
-	-	-	-	-	-	-	-	-
-	-	-	-	-	-	-	-	-
4,343,334,072.37	5,706,716,575.00	4,021,233,941.87	-	14,071,284,589.24	-	3,518,371,531.93	536,873,878.83	-
3,950,384,228.45	5,040,867,456.47	3,506,225,942.25	-	12,496,477,627.17	-	2,950,171,394.83	242,461,978.00	-
392,949,843.92	665,849,118.53	516,007,999.62	-	1,574,806,962.07	-	568,200,137.10	294,411,900.83	-
-	-	-	-	-	-	-	-	-
2,119,289.14	3,785,967.70	14,563,551.82	-	20,468,808.66	-	119,381,772.25	33,380,419.09	-
-	-	-	-	-	-	-	-	-
2,119,289.14	3,785,967.70	14,563,551.82	-	20,468,808.66	-	119,381,772.25	33,380,419.09	-
-	-	-	-	-	-	-	-	-
152,354,125.65	193,529,237.13	174,440,738.41	-	520,324,101.19	59,000,000.00	196,845,871.16	42,424,027.65	-
108,895,519.81	129,008,620.89	92,835,958.17	-	330,740,098.87	-	61,138,244.07	604,657.06	-
42,129,810.34	63,047,789.83	73,269,796.85	-	178,447,397.02	-	97,235,145.43	28,840,457.55	-
1,328,795.50	1,472,826.41	8,334,983.39	-	11,136,605.30	59,000,000.00	38,472,481.66	14,978,913.04	-
6,310,598,552.47	8,361,262,767.97	6,291,710,274.25	-	20,983,571,594.69	59,000,000.00	5,495,209,810.97	1,042,868,694.34	-
-	-	-	-	-	-	-	-	-
3,209,649.61	4,907,770.24	4,338,098.42	-	12,455,518.27	-	2,939,113.51	477,368.22	-
-	-	-	-	-	-	-	-	-
3,209,649.61	4,907,770.24	4,338,098.42	-	12,455,518.27	-	2,939,113.51	477,368.22	-
-	-	-	-	-	-	-	-	-
-	-	-	-	-	-	-	-	-
43,373,873.29	69,884,164.15	57,809,326.20	-	171,067,363.64	-	84,229,992.64	32,558,643.72	-
33,309,396.35	45,390,137.04	31,419,571.67	-	110,119,105.06	-	40,155,365.47	7,091,529.47	-
10,064,476.94	24,494,027.11	26,389,754.53	-	60,948,258.58	-	44,074,627.17	25,467,114.25	-
-	-	-	-	-	-	-	-	-
91,629,553.36	110,624,545.90	59,291,606.43	-	261,545,705.69	-	52,061,926.13	10,368.18	-
91,629,553.36	110,624,545.90	59,291,606.43	-	261,545,705.69	-	52,061,926.13	10,368.18	-
-	-	-	-	-	-	-	-	-
-	-	-	-	-	-	-	-	-
33,418,021.83	42,676,194.85	36,236,464.80	-	112,330,681.48	-	24,470,883.34	12,435.18	-
33,418,021.83	42,676,194.85	36,236,464.80	-	112,330,681.48	-	24,470,883.34	12,435.18	-
-	-	-	-	-	-	-	-	-
-	-	-	-	-	-	-	-	-
171,631,098.09	228,092,675.14	157,675,495.85	-	557,399,269.08	-	163,701,915.62	33,058,815.30	-
-	-	-	-	-	-	-	-	-
-	-	-	-	-	-	-	-	-
23,077,219.54	838,885,360.33	1,454,731,021.59	-	2,316,693,601.46	-	1,652,341,098.31	901,136,300.23	-
-	-	-	-	-	-	-	-	-
23,077,219.54	838,885,360.33	1,454,731,021.59	-	2,316,693,601.46	-	1,652,341,098.31	901,136,300.23	-
-	-	-	-	-	-	-	-	-
23,077,219.54	838,885,360.33	1,454,731,021.59	-	2,316,693,601.46	-	1,652,341,098.31	901,136,300.23	-

TOTAL DISBURSEMENT					BALANCES			
1st Qtr ending March 31	2nd Qtr ending June 30	3rd Qtr ending Sept. 30	4th Qtr ending Dec. 31	TOTAL (REGULAR FUND)	Unreleased Appropriation	Unobligated Allotment	UNPAID OBLIGATION	
							Due and Demandable	Not Yet Due and Demandable
8,547,590,915.9	16,427,766,072.4	16,819,764,434.4	-	41,797,121,422.7	769,011,069.00	33,010,172,870.71	22,795,926,496.47	-
8,702,642,400.00	16,821,820,400.00	16,877,000,000.00	-	42,301,462,800.00	6,224,348,052.00	36,257,481,342.33	24,108,222,704.67	-
6,673,781,882.00	6,660,068,000.00	6,716,934,200.00	-	20,050,764,082.00	5,004,757,002.00	1,350,089,129.00	149,081,280.00	-
2,273,766,334.21	6,145,336,166.00	5,705,168,004.84	-	14,124,270,505.05	15,000,000.00	16,834,826,002.50	11,846,830,088.26	-
77,065,566.57	2,076,633,486.21	3,133,623,547.17	-	5,227,322,619.95	206,294,060.00	14,069,042,005.76	11,784,200,338.26	-
433,060,139.01	612,550,767.38	582,136,048.88	-	1,627,746,955.27	-	589,689,089.63	110,563,797.10	-
433,060,139.01	612,550,767.38	582,136,048.88	-	1,627,746,955.27	-	589,689,089.63	110,563,797.10	-
-	-	-	-	-	-	-	-	-
-	-	-	-	-	-	-	-	-
-	-	-	-	-	-	-	-	-
33,431,933.00	(33,431,933.00)	-	-	-	-	0.13	169,453,971.87	-
33,431,933.00	(33,431,933.00)	-	-	-	-	0.13	169,453,971.87	-
-	-	-	-	-	-	-	-	-
-	-	-	-	-	-	-	-	-
-	-	-	-	-	-	-	-	-
-	-	-	-	-	-	-	-	-
-	-	-	-	-	-	-	-	-
-	-	-	-	-	-	-	-	-
-	-	-	-	-	-	-	-	-
-	-	-	-	-	-	-	-	-
-	-	-	-	-	-	-	-	-
-	-	-	-	-	-	-	-	-
-	-	-	-	-	-	-	-	-
-	-	-	-	-	-	-	-	-
54,413,735.30	191,870,427.57	203,022,210.70	-	449,306,373.57	-	346,210,733.50	117,194,934.93	-
54,413,735.30	180,220,257.47	203,022,210.70	-	437,656,203.47	-	316,564,742.34	10,948,054.19	-
-	11,650,170.10	-	-	11,650,170.10	-	69,633,989.16	773,840.74	-
10,931,274.99	19,835,411.75	24,970,292.15	-	55,737,078.89	-	29,692,585.65	16,372,738.46	-
-	-	470,050.00	-	470,050.00	-	3,472,329.00	-	-
-	-	-	-	-	-	-	-	-
-	-	-	-	-	-	-	-	-
-	-	-	-	-	-	-	-	-
-	-	-	-	-	-	-	-	-
-	-	-	-	-	-	-	-	-
-	-	-	-	-	-	-	-	-
431,837,082.30	780,824,073.70	810,498,004.73	-	2,023,159,160.73	23,620,000.00	1,384,072,736.04	398,112,002.36	-
433,060,139.01	612,550,767.38	582,136,048.88	-	1,627,746,955.27	-	889,088,088.03	110,563,797.10	-
85,776,933.28	166,629,736.22	227,882,152.88	-	650,288,822.38	23,620,000.00	634,277,328.12	180,776,764.12	-
-	11,650,170.10	470,050.00	-	12,120,220.10	-	363,300,348.30	773,840.74	-
84,551,157.43	125,344,616.74	165,383,185.30	-	375,278,959.47	-	5,882,921.65	4,123,746.88	-
-	-	-	-	-	-	-	-	-
-	-	-	-	-	-	-	-	-
-	-	-	-	-	-	-	-	-
556,686,611.62	102,383,433.76	206,436,467.34	-	865,506,512.72	-	437,556,069.80	15,858,868.48	-
556,686,611.62	102,383,433.76	206,436,467.34	-	865,506,512.72	-	437,556,069.80	15,858,868.48	-
-	-	-	-	-	-	-	-	-
-	-	-	-	-	-	-	-	-
-	-	-	-	-	-	-	-	-

TOTAL DISBURSEMENT					BALANCES			
1st Qtr ending March 31	2nd Qtr ending June 30	3rd Qtr ending Sept. 30	4th Qtr ending Dec. 31	TOTAL (REGULAR FUND)	Unreleased Appropriation	Unobligated Allotment	UNPAID OBLIGATION	
							Due and Demandable	Not Yet Due and Demandable
-	-	-	-	-	-	-	-	-
-	-	-	-	-	-	-	-	-
-	-	-	-	-	-	-	-	-
-	-	-	-	-	-	-	-	-
-	-	-	-	-	-	-	-	-
-	-	1,959,365.00	-	1,959,365.00	-	-	-	-
-	-	-	-	-	-	-	-	-
-	-	1,959,365.00	-	1,959,365.00	-	-	-	-
-	-	-	-	-	-	-	-	-
-	-	-	-	-	-	-	-	-
-	-	-	-	-	-	-	-	-
-	-	-	-	-	-	-	-	-
624,237,768.00	221,726,055.50	373,778,017.04	-	1,220,741,839.54	-	-	-	-
624,237,768.00	221,726,055.50	373,778,017.04	-	1,220,741,839.54	-	245,235,594.00	16,982,040.36	-
-	-	1,959,365.00	-	1,959,365.00	-	-	16,982,040.36	-
6,837,687,342.24	16,846,378,165.00	16,702,676,233.50	-	25,284,658,839.40	1,255,576,057.00	58,016,093,068.00	24,280,317,262.15	-
7,658,078,880.42	9,550,527,216.15	7,026,880,880.62	-	22,678,294,096.69	1,304,707,152.00	7,216,840,031.00	670,637,055.37	-
2,332,655,877.18	1,311,864,884.22	1,538,688,888.75	-	5,559,494,069.41	78,220,000.00	16,363,104,130.74	12,028,705,255.78	-
11,025,366.17	2,026,084,064.34	3,434,054,057.12	-	6,285,219,770.00	205,204,000.00	14,232,176,321.51	11,764,516,160.00	-

Certified Correct:

[Signature]
 AGNES D. MARFORI
 OIC, Budget Division

Certified Correct:

[Signature]
 LORICA C. RABAGO, CPA, MM
 Accounting Division Chief

Recommending Approval:

[Signature]
 ROWENA C. LORA CPA, MM
 OIC Director IV- FMS

STATEMENT OF APPROPRIATIONS, ALLOTMENTS, OBLIGATIONS, DISBURSEMENTS AND BALANCES

As of the Quarter Ending September 30, 2018

Department: Department of Health (DOH)

Agency: Office of the Secretary

Operating Unit: Central Office

Organization Code (UACSI): 130010000000

Fund Cluster: 01 - Regular Agency Fund, 04 - Special Accounts/ Foreign Assisted

PROGRAM/ACTIVITY/PROJECT	APPROPRIATION			ALLOTMENTS				TOTAL OBLIGATION						
	Authorized Appropriation	Adjustments (Transfer To/From Realignment)		Adjusted Appropriations	Allotments Received	Adjustments (Withdrawal, Realignment)	(Transfer to)	Transfer from	Adjusted Total Allotments	1st Qtr ending	2nd Qtr ending	3rd Qtr ending	4th Qtr ending	TOTAL (REGULAR FUND)
		Outside Dept.	Within Dept.							March 31	June 30	Sept. 30	Dec. 31	
I. NEW APPROPRIATION														
A. PROGRAMS														
I. GENERAL ADMINISTRATION AND SUPPORT														
General Management and Supervision	648,588,000.00	-	(45,219,624.78)	603,368,375.22	648,588,000.00	-	(45,219,624.78)	-	603,368,375.22	153,797,806.60	173,806,786.04	166,380,581.30	-	493,985,173.94
Personnel Services	314,230,000.00	-	-	314,230,000.00	314,230,000.00	-	-	-	314,230,000.00	84,403,674.80	120,489,404.96	95,358,538.49	-	300,251,618.25
Maintenance & Other Operating Expenses	334,358,000.00	-	(45,219,624.78)	289,138,375.22	334,358,000.00	-	(45,219,624.78)	-	289,138,375.22	69,394,131.80	53,317,381.08	71,022,042.81	-	193,733,555.69
Capital Outlays	-	-	-	-	-	-	-	-	-	-	-	-	-	-
Administration of Personnel Benefits	8,135,838,000.00	(2,960,254,531.00)	(11,851,907.00)	5,163,731,562.00	13,825,907.00	-	(11,851,907.00)	-	1,974,000.00	277,467.45	129,345.16	1,567,186.00	-	1,973,998.61
Personnel Services	8,135,838,000.00	(2,960,254,531.00)	(11,851,907.00)	5,163,731,562.00	13,825,907.00	-	(11,851,907.00)	-	1,974,000.00	277,467.45	129,345.16	1,567,186.00	-	1,973,998.61
Maintenance & Other Operating Expenses	-	-	-	-	-	-	-	-	-	-	-	-	-	-
Capital Outlays	-	-	-	-	-	-	-	-	-	-	-	-	-	-
TOTAL, GASS	8,784,426,000.00	-	(57,071,531.78)	8,727,354,468.22	8,821,413,907.00	-	(57,071,531.78)	-	8,764,342,375.22	154,075,274.05	173,936,131.20	167,947,767.30	-	8,995,959,172.55
II. SUPPORT TO OPERATIONS														
Health Information Technology	821,501,000.00	-	(118,396,472.00)	703,104,528.00	821,501,000.00	-	(118,396,472.00)	-	703,104,528.00	64,136,525.49	25,771,173.98	196,096,890.37	-	286,004,589.84
Personnel Services	-	-	-	-	-	-	-	-	-	-	-	-	-	-
Maintenance & Other Operating Expenses	225,021,000.00	-	(53,396,472.00)	171,624,528.00	225,021,000.00	-	(53,396,472.00)	-	171,624,528.00	17,644,367.02	25,274,353.98	22,433,499.29	-	65,352,220.29
Capital Outlays	596,480,000.00	-	(65,000,000.00)	531,480,000.00	596,480,000.00	-	(65,000,000.00)	-	531,480,000.00	46,492,158.47	496,820.00	173,663,391.08	-	220,652,369.55
Operations of Regional Offices	-	-	-	-	-	-	-	-	-	-	-	-	-	-
Personnel Services	-	-	-	-	-	-	-	-	-	-	-	-	-	-
Maintenance & Other Operating Expenses	-	-	-	-	-	-	-	-	-	-	-	-	-	-
Capital Outlays	-	-	-	-	-	-	-	-	-	-	-	-	-	-
TOTAL, STO	821,501,000.00	-	(118,396,472.00)	703,104,528.00	821,501,000.00	-	(118,396,472.00)	-	703,104,528.00	64,136,525.49	25,771,173.98	196,096,890.37	-	286,004,589.84
III. OPERATIONS														
PREXC OO : ACCESS TO PROMOTIVE AND PREVENTIVE HEALTH CARE SERVICES IMPROVED HEALTH POLICY AND STANDARDS DEVELOPMENT PROGRAM														
International Health Policy Development and Cooperation	52,846,000.00	-	(12,528,000.00)	40,318,000.00	52,846,000.00	-	(12,528,000.00)	-	40,318,000.00	6,150,226.39	7,853,204.05	11,303,502.21	-	25,306,932.65
Personnel Services	20,890,000.00	-	-	20,890,000.00	20,890,000.00	-	-	-	20,890,000.00	4,820,573.09	6,351,406.18	4,657,432.49	-	15,829,411.76
Maintenance & Other Operating Expenses	31,956,000.00	-	(12,528,000.00)	19,428,000.00	31,956,000.00	-	(12,528,000.00)	-	19,428,000.00	1,329,653.30	1,501,797.87	6,646,069.72	-	9,477,520.89
Capital Outlays	-	-	-	-	-	-	-	-	-	-	-	-	-	-
Health Sector Policy and Plan Development	48,300,000.00	-	(400,000.00)	47,900,000.00	48,300,000.00	-	(400,000.00)	-	47,900,000.00	9,905,217.12	13,037,827.59	8,789,466.75	-	31,732,511.46
Personnel Services	33,058,000.00	-	-	33,058,000.00	33,058,000.00	-	-	-	33,058,000.00	8,437,888.27	9,713,467.79	5,988,311.08	-	24,139,667.14
Maintenance & Other Operating Expenses	15,242,000.00	-	(400,000.00)	14,842,000.00	15,242,000.00	-	(400,000.00)	-	14,842,000.00	1,467,328.85	3,324,359.80	2,801,155.67	-	7,592,844.32

STATEMENT OF APPROPRIATIONS, ALLOTMENTS, OBLIGATIONS, DISBURSEMENTS AND BALANCES

As of the Quarter Ending September 30, 2018

Department: Department of Health (DOH)
 Agency: Office of the Secretary
 Operating Unit: Central Office
 Organization Code (UACS): 130010000000
 Fund Cluster: 01 - Regular Agency Fund, 04 - Special Accounts/ Foreign Assisted

PROGRAM/ACTIVITY/PROJECT	APPROPRIATION				ALLOTMENTS				TOTAL OBLIGATION					
	Authorized Appropriation	Adjustments (Transfer To/From Reallotment)		Adjusted Appropriations	Allotments Received	Adjustments (Withdrawal, Realignment)	(Transfer to)	Transfer from	Adjusted Total Allotments	1st Qtr ending	2nd Qtr ending	3rd Qtr ending	4th Qtr ending	TOTAL (REGULAR FUND)
		Outside Dept.	Within Dept.							March 31	June 30	Sept. 30	Dec. 31	
I. NEW APPROPRIATION														
A. PROGRAMS														
Capital Outlays														
Health Sector Research Development	94,149,000.00	-	-	94,149,000.00	94,149,000.00	-	-	-	94,149,000.00	-	-	185,760.00	-	185,760.00
Personnel Services	-	-	-	-	-	-	-	-	-	-	-	-	-	-
Maintenance & Other Operating Expenses	94,149,000.00	-	-	94,149,000.00	94,149,000.00	-	-	-	94,149,000.00	-	-	185,760.00	-	185,760.00
Capital Outlays	-	-	-	-	-	-	-	-	-	-	-	-	-	-
HEALTH SYSTEMS STRENGTHENING PROGRAM														
SERVICE DELIVERY SUB-PROGRAM														
Health Facility Policy and Plan Development	242,134,000.00	-	(180,465,873.00)	61,668,127.00	242,134,000.00	-	(180,465,873.00)	-	61,668,127.00	14,184,134.10	14,359,592.47	16,122,091.32	-	44,665,817.89
Personnel Services	-	-	-	-	-	-	-	-	-	-	-	-	-	-
Maintenance & Other Operating Expenses	242,134,000.00	-	(180,465,873.00)	61,668,127.00	242,134,000.00	-	(180,465,873.00)	-	61,668,127.00	14,184,134.10	14,359,592.47	16,122,091.32	-	44,665,817.89
Capital Outlays	-	-	-	-	-	-	-	-	-	-	-	-	-	-
Health Facilities Enhancement Program	3,302,854,000.00	-	(471,620,000.00)	2,831,234,000.00	3,152,674,905.00	-	(471,620,000.00)	-	2,681,054,905.00	116,520,000.00	205,417,000.00	1,305,687,905.00	-	1,627,624,905.00
Personnel Services	-	-	-	-	-	-	-	-	-	-	-	-	-	-
Maintenance & Other Operating Expenses	-	-	-	-	-	-	-	-	-	-	-	-	-	-
Capital Outlays	3,302,854,000.00	-	(471,620,000.00)	2,831,234,000.00	3,152,674,905.00	-	(471,620,000.00)	-	2,681,054,905.00	116,520,000.00	205,417,000.00	1,305,687,905.00	-	1,627,624,905.00
Local Health Systems Development and Assistance	98,803,000.00	-	(57,915,985.00)	40,887,015.00	98,803,000.00	-	(57,915,985.00)	-	40,887,015.00	3,861,050.93	21,404,448.21	8,588,515.00	-	33,854,014.14
Personnel Services	-	-	-	-	-	-	-	-	-	-	-	-	-	-
Maintenance & Other Operating Expenses	98,803,000.00	-	(57,915,985.00)	40,887,015.00	98,803,000.00	-	(57,915,985.00)	-	40,887,015.00	3,861,050.93	21,404,448.21	8,588,515.00	-	33,854,014.14
Capital Outlays	-	-	-	-	-	-	-	-	-	-	-	-	-	-
Pharmaceutical Management	164,528,000.00	-	(65,032,008.00)	99,495,992.00	164,528,000.00	-	(65,032,008.00)	-	99,495,992.00	2,395,246.08	11,322,384.96	7,381,803.62	-	21,099,434.66
Personnel Services	-	-	-	-	-	-	-	-	-	-	-	-	-	-
Maintenance & Other Operating Expenses	164,528,000.00	-	(65,032,008.00)	99,495,992.00	164,528,000.00	-	(65,032,008.00)	-	99,495,992.00	2,395,246.08	11,322,384.96	7,381,803.62	-	21,099,434.66
Capital Outlays	-	-	-	-	-	-	-	-	-	-	-	-	-	-
HEALTH HUMAN RESOURCE SUB-PROGRAM														
Human Resource for Health (HRH) Deployment	2,421,961,000.00	-	(1,630,254,820.27)	791,706,179.73	2,421,961,000.00	-	(1,630,254,820.27)	-	791,706,179.73	290,410,894.09	23,329,105.58	301,646,038.58	-	615,386,038.25
Personnel Services	341,237,000.00	-	(302,220,127.21)	39,016,872.79	341,237,000.00	-	(302,220,127.21)	-	39,016,872.79	8,611,186.46	10,526,675.66	8,916,559.48	-	28,054,421.60
Maintenance & Other Operating Expenses	2,080,724,000.00	-	(1,328,034,693.06)	752,689,306.94	2,080,724,000.00	-	(1,328,034,693.06)	-	752,689,306.94	281,799,707.63	12,802,429.92	292,729,479.10	-	587,331,616.65
Capital Outlays	-	-	-	-	-	-	-	-	-	-	-	-	-	-
Human Resources for Health (HRH) and Institutional Capacity Management	165,549,000.00	-	(19,814,200.00)	145,734,800.00	165,549,000.00	-	(19,814,200.00)	-	145,734,800.00	12,567,796.78	24,651,629.33	26,861,444.29	-	64,080,870.40

STATEMENT OF APPROPRIATIONS, ALLOTMENTS, OBLIGATIONS, DISBURSEMENTS AND BALANCES

As of the Quarter Ending September 30, 2018

Department: Department of Health (DOH)
 Agency: Office of the Secretary
 Operating Unit: Central Office
 Organization Code (UACS): 130010000000
 Fund Cluster: 01 - Regular Agency Fund, 04 - Special Accounts/ Foreign Assisted

PROGRAM/ACTIVITY/PROJECT	APPROPRIATION			ALLOTMENTS					TOTAL OBLIGATION					
	Authorized Appropriation	Adjustments (Transfer To/From Realignment)		Adjusted Appropriations	Allotments Received	Adjustments (Withdrawal, Realignment)	(Transfer to)	Transfer from	Adjusted Total Allotments	1st Qtr ending March 31	2nd Qtr ending June 30	3rd Qtr ending Sept. 30	4th Qtr ending Dec. 31	TOTAL (REGULAR FUND)
		Outside Dept.	Within Dept.											
I. NEW APPROPRIATION														
A. PROGRAMS														
Personnel Services	54,026,000.00	-	-	54,026,000.00	54,026,000.00	-	-	-	54,026,000.00	5,539,972.06	7,167,145.29	5,381,484.43	-	18,088,601.78
Maintenance & Other Operating Expenses	111,523,000.00		(19,814,200.00)	91,708,800.00	111,523,000.00	-	(19,814,200.00)	-	91,708,800.00	7,027,824.72	17,484,484.04	21,479,959.86	-	45,992,268.62
Capital Outlays	-		-	-	-	-	-	-	-	-	-	-	-	-
HEALTH PROMOTION SUB-PROGRAM														
Health Promotion	200,311,000.00	-	-	200,311,000.00	200,311,000.00	-	-	-	200,311,000.00	5,114,313.06	12,497,099.97	60,795,568.25	-	78,406,981.28
Personnel Services	42,984,000.00		-	42,984,000.00	42,984,000.00	-	-	-	42,984,000.00	3,684,165.80	4,725,233.06	3,129,759.36	-	11,539,158.22
Maintenance & Other Operating Expenses	157,327,000.00		-	157,327,000.00	157,327,000.00	-	-	-	157,327,000.00	1,430,147.26	7,771,866.91	57,665,808.89	-	66,867,823.06
Capital Outlays	-		-	-	-	-	-	-	-	-	-	-	-	-
PUBLIC HEALTH PROGRAM														
PUBLIC HEALTH MANAGEMENT SUB-PROGRAM														
Public Health Management	1,366,821,000.00	-	(381,199,058.51)	985,621,941.49	1,366,821,000.00	-	(381,199,058.51)	-	985,621,941.49	30,975,120.87	52,227,476.08	70,152,941.36	-	153,355,538.31
Personnel Services	17,045,000.00		-	17,045,000.00	17,045,000.00	-	-	-	17,045,000.00	13,336,937.31	2,525,848.03	28,540.01	-	15,891,325.35
Maintenance & Other Operating Expenses	1,349,776,000.00		(381,199,058.51)	968,576,941.49	1,349,776,000.00	-	(381,199,058.51)	-	968,576,941.49	17,638,183.56	49,701,628.05	70,124,401.35	-	137,464,212.96
Capital Outlays	-		-	-	-	-	-	-	-	-	-	-	-	-
Operation of PNAC Secretariat	11,457,000.00		-	11,457,000.00	11,457,000.00	-	-	-	11,457,000.00	1,678,875.17	2,213,504.33	5,673,809.92	-	9,566,189.42
Personnel Services	4,372,000.00		-	4,372,000.00	4,372,000.00	-	-	-	4,372,000.00	989,911.23	1,270,918.92	968,146.46	-	3,228,976.61
Maintenance & Other Operating Expenses	7,085,000.00		-	7,085,000.00	7,085,000.00	-	-	-	7,085,000.00	688,963.94	942,585.41	4,705,663.46	-	6,337,212.81
Capital Outlays	-		-	-	-	-	-	-	-	-	-	-	-	-
ENVIRONMENTAL AND OCCUPATIONAL HEALTH SUB-PROGRAM														
Environmental and Occupational Health	3,740,000.00	-	(2,570,000.00)	1,170,000.00	3,740,000.00	-	(2,570,000.00)	-	1,170,000.00	-	710,782.92	288,400.00	-	999,182.92
Personnel Services			-	-	-	-	-	-	-	-	-	-	-	-
Maintenance & Other Operating Expenses	3,740,000.00		(2,570,000.00)	1,170,000.00	3,740,000.00	-	(2,570,000.00)	-	1,170,000.00	-	710,782.92	288,400.00	-	999,182.92
Capital Outlays	-		-	-	-	-	-	-	-	-	-	-	-	-
NATIONAL IMMUNIZATION SUB-PROGRAM														
National Immunization	7,437,044,000.00	-	-	7,437,044,000.00	7,437,044,000.00	-	-	-	7,437,044,000.00	11,124,794.00	508,738,688.57	5,611,228,960.03	-	6,131,092,442.60
Personnel Services			-	-	-	-	-	-	-	-	-	-	-	-
Maintenance & Other Operating Expenses	7,437,044,000.00		-	7,437,044,000.00	7,437,044,000.00	-	-	-	7,437,044,000.00	11,124,794.00	508,738,688.57	5,611,228,960.03	-	6,131,092,442.60
Capital Outlays	-		-	-	-	-	-	-	-	-	-	-	-	-
FAMILY HEALTH SUB-PROGRAM														
Family Health, Nutrition and Responsible Parenting	3,639,663,000.00	-	(113,697,270.00)	3,525,965,730.00	3,639,663,000.00	-	(113,697,270.00)	-	3,525,965,730.00	-	73,069,860.00	356,573,328.00	-	429,643,188.00

STATEMENT OF APPROPRIATIONS, ALLOTMENTS, OBLIGATIONS, DISBURSEMENTS AND BALANCES

As of the Quarter Ending September 30, 2018

Department: Department of Health (DOH)
 Agency: Office of the Secretary
 Operating Unit: Central Office
 Organization Code (UACS): 130010000000
 Fund Cluster: 01 - Regular Agency Fund, 04 - Special Accounts/ Foreign Assisted

PROGRAM/ACTIVITY/PROJECT	APPROPRIATION			ALLOTMENTS					TOTAL OBLIGATION					
	Authorized Appropriation	Adjustments (Transfer To/From Reallignment)		Adjusted Appropriations	Allotments Received	Adjustments (Withdrawal, Reallignment)	(Transfer to)	Transfer from	Adjusted Total Allotments	1st Qtr ending March 31	2nd Qtr ending June 30	3rd Qtr ending Sept. 30	4th Qtr ending Dec. 31	TOTAL (REGULAR FUND)
		Outside Dept.	Within Dept.											
NEW APPROPRIATION														
A. PROGRAMS														
Personnel Services														
Maintenance & Other Operating Expenses	3,639,663,000.00		(113,697,270.00)	3,525,965,730.00	3,639,663,000.00		(113,697,270.00)		3,525,965,730.00		73,069,860.00	356,573,328.00		429,643,188.00
Capital Outlays														
ELIMINATION OF INFECTIOUS DISEASES PROGRAM														
Elimination of Disease such as Malaria, Schistosomiasis, Leishmaniasis and Filariasis	372,511,000.00			372,511,000.00	372,511,000.00				372,511,000.00	18,417.72	22,449,159.48	207,144,717.96		229,612,295.16
Personnel Services														
Maintenance & Other Operating Expenses	372,511,000.00			372,511,000.00	372,511,000.00				372,511,000.00	18,417.72	22,449,159.48	207,144,717.96		229,612,295.16
Capital Outlays														
Rabies Control	583,370,000.00		(130,920,000.00)	452,450,000.00	583,370,000.00		(130,920,000.00)		452,450,000.00					
Personnel Services														
Maintenance & Other Operating Expenses	583,370,000.00		(130,920,000.00)	452,450,000.00	583,370,000.00		(130,920,000.00)		452,450,000.00					
Capital Outlays														
PREVENTION AND CONTROL OF INFECTIOUS DISEASES SUB-PROGRAM														
Prevention and Control of Other Infectious Disease	1,693,697,000.00			1,693,697,000.00	1,693,697,000.00				1,693,697,000.00		93,214,727.71	384,858,558.24		478,073,285.95
Personnel Services														
Maintenance & Other Operating Expenses	1,693,697,000.00			1,693,697,000.00	1,693,697,000.00				1,693,697,000.00		93,214,727.71	384,858,558.24		478,073,285.95
Capital Outlays														
TB Control	784,950,000.00			784,950,000.00	784,950,000.00				784,950,000.00		12,555,000.00			12,555,000.00
Personnel Services														
Maintenance & Other Operating Expenses	784,950,000.00			784,950,000.00	784,950,000.00				784,950,000.00		12,555,000.00			12,555,000.00
Capital Outlays														
Assistance to Philippine Tuberculosis	13,317,000.00			13,317,000.00	13,317,000.00				13,317,000.00	13,317,000.00				13,317,000.00
Personnel Services														
Maintenance & Other Operating Expenses	13,317,000.00			13,317,000.00	13,317,000.00				13,317,000.00	13,317,000.00				13,317,000.00
Capital Outlays														
NON COMMUNICABLE DISEASES SUB-PROGRAM														
Prevention and Control of Non-Communicable Diseases	431,655,000.00			431,655,000.00	381,655,000.00				381,655,000.00		32,768,392.00	41,228,720.27		73,997,112.27
Personnel Services														
Maintenance & Other Operating Expenses	431,655,000.00			431,655,000.00	381,655,000.00				381,655,000.00		32,768,392.00	41,228,720.27		73,997,112.27
Capital Outlays														

STATEMENT OF APPROPRIATIONS, ALLOTMENTS, OBLIGATIONS, DISBURSEMENTS AND BALANCES

As of the Quarter Ending September 30, 2018

Department: Department of Health (DOH)

Agency: Office of the Secretary

Operating Unit: Central Office

Organization Code (UACS): 130010000000

Fund Cluster: 01 - Regular Agency Fund, 04 - Special Accounts/ Foreign Assisted

PROGRAM/ACTIVITY/PROJECT	APPROPRIATION			ALLOTMENTS					TOTAL OBLIGATION					
	Authorized Appropriation	Adjustments (Transfer To/From Realignment)		Adjusted Appropriations	Allotments Received	Adjustments (Withdrawal, Realignment)	(Transfer to)	Transfer from	Adjusted Total Allotments	1st Qtr ending March 31	2nd Qtr ending June 30	3rd Qtr ending Sept. 30	4th Qtr ending Dec. 31	TOTAL (REGULAR FUND)
		Outside Dept.	Within Dept.											
NEW APPROPRIATION														
A. PROGRAMS														
EPIDEMIOLOGY AND SURVEILLANCE PROGRAM														
Epidemiology and Surveillance	46,912,000.00	-	(2,200,000.00)	44,712,000.00	46,912,000.00	-	(2,200,000.00)	-	44,712,000.00	2,938,883.94	8,771,879.11	7,666,874.84	-	19,377,637.89
Personnel Services	-	-	-	-	-	-	-	-	-	-	-	-	-	-
Maintenance & Other Operating Expenses	46,912,000.00	-	(2,200,000.00)	44,712,000.00	46,912,000.00	-	(2,200,000.00)	-	44,712,000.00	2,938,883.94	8,771,879.11	7,666,874.84	-	19,377,637.89
Capital Outlays	-	-	-	-	-	-	-	-	-	-	-	-	-	-
HEALTH EMERGENCY MANAGEMENT PROGRAM														
Health Emergency Preparedness and Response	195,287,000.00	-	(29,480,000.00)	165,807,000.00	195,287,000.00	-	(29,480,000.00)	-	165,807,000.00	10,234,739.68	49,956,189.84	37,253,764.40	-	97,444,693.92
Personnel Services	-	-	-	-	-	-	-	-	-	-	-	-	-	-
Maintenance & Other Operating Expenses	195,287,000.00	-	(29,480,000.00)	165,807,000.00	195,287,000.00	-	(29,480,000.00)	-	165,807,000.00	10,234,739.68	49,956,189.84	37,253,764.40	-	97,444,693.92
Capital Outlays	-	-	-	-	-	-	-	-	-	-	-	-	-	-
Quick Response Fund														
Quick Response Fund	500,000,000.00	-	(16,500,000.00)	483,500,000.00	500,000,000.00	-	(16,500,000.00)	-	483,500,000.00	-	-	21,257,780.00	-	21,257,780.00
Personnel Services	-	-	-	-	-	-	-	-	-	-	-	-	-	-
Maintenance & Other Operating Expenses	200,000,000.00	-	(16,500,000.00)	183,500,000.00	200,000,000.00	-	(16,500,000.00)	-	183,500,000.00	-	-	5,000,000.00	-	5,000,000.00
Capital Outlays	300,000,000.00	-	-	300,000,000.00	300,000,000.00	-	-	-	300,000,000.00	-	-	16,257,780.00	-	16,257,780.00
SUB-TOTAL, 00 : ACCESS TO PROMOTIVE AND PREVENTIVE HEALTH CARE SERVICES IMPROVED	23,871,859,000.00	-	(3,114,597,214.78)	20,757,261,785.22	23,671,679,905.00	-	(3,114,597,214.78)	-	20,557,082,690.22	631,396,709.93	1,190,547,952.20	8,490,689,950.04	-	10,212,634,612.17
PREXC 00 : ACCESS TO CURATIVE AND REHABILITATIVE HEALTH CARE SERVICES IMPROVED														
HEALTH FACILITIES OPERATION PROGRAM														
CURATIVE HEALTH CARE SUB-PROGRAM														
Operation of Blood Centers and National Voluntary Blood Services Program	395,636,000.00	-	(127,866,297.70)	267,769,702.30	395,636,000.00	-	(127,866,297.70)	-	267,769,702.30	7,002,545.51	12,007,823.80	62,519,327.98	-	81,529,697.29
Personnel Services	6,308,000.00	-	-	6,308,000.00	6,308,000.00	-	-	-	6,308,000.00	734,566.50	875,067.37	595,757.38	-	2,205,391.25
Maintenance & Other Operating Expenses	389,328,000.00	-	(127,866,297.70)	261,461,702.30	389,328,000.00	-	(127,866,297.70)	-	261,461,702.30	6,267,979.01	11,132,756.43	61,923,570.60	-	79,324,306.04
Capital Outlays	-	-	-	-	-	-	-	-	-	-	-	-	-	-
Operation of DOH Hospitals in Metro Manila (MM)														
Personnel Services	-	-	-	-	-	-	-	-	-	-	-	-	-	-
Maintenance & Other Operating Expenses	-	-	-	-	-	-	-	-	-	-	-	-	-	-
Capital Outlays	-	-	-	-	-	-	-	-	-	-	-	-	-	-
Operation of DOH Regional Hospitals and Other Health Facilities														
Personnel Services	-	-	-	-	-	-	-	-	-	-	-	-	-	-
Maintenance & Other Operating Expenses	-	-	-	-	-	-	-	-	-	-	-	-	-	-

STATEMENT OF APPROPRIATIONS, ALLOTMENTS, OBLIGATIONS, DISBURSEMENTS AND BALANCES

As of the Quarter Ending September 30, 2018

Department: Department of Health (DOH)
 Agency: Office of the Secretary
 Operating Unit: Central Office
 Organization Code (UACS): 130010000000
 Fund Cluster: 01 - Regular Agency Fund, 04 - Special Accounts/ Foreign Assisted

PROGRAM/ACTIVITY/PROJECT	APPROPRIATION			ALLOTMENTS					TOTAL OBLIGATION					
	Authorized Appropriation	Adjustments (Transfer To/From Reallotment)		Adjusted Appropriations	Allotments Received	Adjustments (Withdrawal, Realignment)	(Transfer to)	Transfer from	Adjusted Total Allotments	1st Qtr ending March 31	2nd Qtr ending June 30	3rd Qtr ending Sept. 30	4th Qtr ending Dec. 31	TOTAL (REGULAR FUND)
		Outside Dept.	Within Dept.											
NEW APPROPRIATION														
A. PROGRAMS														
Capital Outlays	-	-	-	-	-	-	-	-	-	-	-	-	-	-
Operation of National Reference Laboratories	28,154,000.00	-	-	28,154,000.00	28,154,000.00	-	-	-	28,154,000.00	-	-	-	-	-
Personnel Services	-	-	-	-	-	-	-	-	-	-	-	-	-	-
Maintenance & Other Operating Expenses	28,154,000.00	-	-	28,154,000.00	28,154,000.00	-	-	-	28,154,000.00	-	-	-	-	-
Capital Outlays	-	-	-	-	-	-	-	-	-	-	-	-	-	-
REHABILITATIVE HEALTH CARE SUB-PROGRAM														
Operation of Dangerous Drug Abuse Treatment and Rehabilitation Centers	96,939,000.00	-	(73,972,308.00)	22,966,692.00	96,939,000.00	-	(73,972,308.00)	-	22,966,692.00	1,875,118.11	12,231,094.28	4,409,522.92	-	18,515,735.31
Personnel Services	-	-	-	-	-	-	-	-	-	-	-	-	-	-
Maintenance & Other Operating Expenses	96,939,000.00	-	(73,972,308.00)	22,966,692.00	96,939,000.00	-	(73,972,308.00)	-	22,966,692.00	1,875,118.11	12,231,094.28	4,409,522.92	-	18,515,735.31
Capital Outlays	-	-	-	-	-	-	-	-	-	-	-	-	-	-
SUB-TOTAL, 00 : ACCESS TO CURATIVE AND REHABILITATIVE HEALTH CARE SERVICES IMPROVED	520,729,000.00	-	(201,838,605.70)	318,890,394.30	520,729,000.00	-	(201,838,605.70)	-	318,890,394.30	8,877,663.62	24,238,918.08	66,928,850.90	-	100,045,432.60
PREXC 00 : ACCESS TO SAFE AND QUALITY HEALTH COMMODITIES, DEVICES AND FACILITIES ENSURED														
HEALTH REGULATORY PROGRAM														
HEALTH FACILITIES AND SERVICES REGULATION SUB-PROGRAM														
Regulations of Health Facilities and Services	15,872,000.00	-	-	15,872,000.00	15,872,000.00	-	-	-	15,872,000.00	3,684,248.53	4,988,869.66	4,259,768.30	-	12,932,886.49
Personnel Services	-	-	-	-	-	-	-	-	-	-	-	-	-	-
Maintenance & Other Operating Expenses	15,872,000.00	-	-	15,872,000.00	15,872,000.00	-	-	-	15,872,000.00	3,684,248.53	4,988,869.66	4,259,768.30	-	12,932,886.49
Capital Outlays	-	-	-	-	-	-	-	-	-	-	-	-	-	-
Regulation of Regional Health Facilities and Services	-	-	-	-	-	-	-	-	-	-	-	-	-	-
Personnel Services	-	-	-	-	-	-	-	-	-	-	-	-	-	-
Maintenance & Other Operating Expenses	-	-	-	-	-	-	-	-	-	-	-	-	-	-
Capital Outlays	-	-	-	-	-	-	-	-	-	-	-	-	-	-
CONSUMER HEALTH AND WELFARE SUB-PROGRAM														
Regulation of Health Products and Establishments	-	-	-	-	-	-	-	-	-	-	-	-	-	-
Personnel Services	-	-	-	-	-	-	-	-	-	-	-	-	-	-
Maintenance & Other Operating Expenses	-	-	-	-	-	-	-	-	-	-	-	-	-	-
Capital Outlays	-	-	-	-	-	-	-	-	-	-	-	-	-	-
ROUTINE QUARANTINE SERVICES SUB-PROGRAM														
Provision of Quarantine Services and International Health Surveillance	-	-	-	-	-	-	-	-	-	-	-	-	-	-
Personnel Services	-	-	-	-	-	-	-	-	-	-	-	-	-	-

STATEMENT OF APPROPRIATIONS, ALLOTMENTS, OBLIGATIONS, DISBURSEMENTS AND BALANCES

As of the Quarter Ending September 30, 2018

Department: Department of Health (DOH)
 Agency: Office of the Secretary
 Operating Unit: Central Office
 Organization Code (UACS): 130010000000
 Fund Cluster: 01 - Regular Agency Fund, 04 - Special Accounts/ Foreign Assisted

PROGRAM/ACTIVITY/PROJECT	APPROPRIATION			ALLOTMENTS					TOTAL OBLIGATION					
	Authorized Appropriation	Adjustments (Transfer To/From Realignment)		Adjusted Appropriations	Allotments Received	Adjustments (Withdrawal, Realignment)	(Transfer to)	Transfer from	Adjusted Total Allotments	1st Qtr ending March 31	2nd Qtr ending June 30	3rd Qtr ending Sept. 30	4th Qtr ending Dec. 31	TOTAL (REGULAR FUND)
		Outside Dept.	Within Dept.											
I. NEW APPROPRIATION														
I. PROGRAMS														
Maintenance & Other Operating Expenses														
Capital Outlays														
SUB-TOTAL, 00: ACCESS TO SAFE AND QUALITY HEALTH COMMODITIES, DEVICES AND FACILITIES ENSURED	15,872,000.00			15,872,000.00	15,872,000.00				15,872,000.00	3,684,248.53	4,988,869.66	4,259,768.30		12,932,886.49
REXC 00: ACCESS TO SOCIAL HEALTH PROTECTION ASSURED														
SOCIAL HEALTH PROTECTION PROGRAM														
PROJECTS														
LOCALLY - FUNDED PROJECTS														
Assistance to Indigent Patients either confined or out patient s government hospitals/specialty hospitals/igu	4,870,171,000.00		(3,651,280,150.00)	1,218,890,850.00	4,870,171,000.00		(3,651,280,150.00)		1,218,890,850.00	702,001.42	675,969,747.91	1,347,206.96		678,018,956.29
Personnel Services														
Maintenance & Other Operating Expenses	4,870,171,000.00		(3,651,280,150.00)	1,218,890,850.00	4,870,171,000.00		(3,651,280,150.00)		1,218,890,850.00	702,001.42	675,969,747.91	1,347,206.96		678,018,956.29
Capital Outlays														
SUB-TOTAL, 00: ACCESS TO SOCIAL HEALTH PROTECTION ASSURED	4,870,171,000.00		(3,651,280,150.00)	1,218,890,850.00	4,870,171,000.00		(3,651,280,150.00)		1,218,890,850.00	702,001.42	675,969,747.91	1,347,206.96		678,018,956.29
TOTAL OPERATIONS	29,278,631,000.00		(6,967,716,970.48)	22,310,915,029.52	29,078,451,905.00		(6,967,716,970.48)		22,110,735,934.52	544,660,623.50	1,895,745,487.85	8,563,225,778.20		11,003,631,887.55
TOTAL NEW APPROPRIATIONS	38,884,558,000.00		(7,143,183,974.26)	31,741,374,025.74	30,562,366,812.00		(7,143,183,974.26)		23,419,182,937.74	762,872,423.04	2,095,452,783.03	8,927,210,433.87		11,785,595,649.94
RESERVE	8,969,988,000.00		(314,072,034.21)	8,655,915,965.79	8,479,975,907.00		(514,072,034.21)		533,903,872.79	(30,836,342.97)	163,774,512.42	126,591,716.18		421,202,570.57
LOAN	25,715,236,000.00		(6,292,491,940.05)	19,422,744,059.95	25,665,236,000.00		(6,292,491,940.05)		19,372,744,059.95	469,023,921.60	725,764,460.61	7,305,069,642.61		9,499,858,024.82
GRANT	4,199,334,000.00		(536,620,000.00)	3,662,714,000.00	4,049,154,905.00		(536,620,000.00)		3,512,534,905.00	(63,012,158.47)	205,313,820.00	1,495,809,076.08		1,864,535,054.55
II. AUTOMATIC APPROPRIATION														
Retirement and Life Insurance Premium	40,173,000.00			40,173,000.00	40,985,048.00		(812,048.00)		40,173,000.00	10,257,872.84	10,441,913.71	10,253,235.25		30,953,021.80
Personnel Services	40,173,000.00			40,173,000.00	40,985,048.00		(812,048.00)		40,173,000.00	10,257,872.84	10,441,913.71	10,253,235.25		30,953,021.80
Maintenance & Other Operating Expenses														
Capital Outlays														
Custom and Duties and Taxes			169,453,972.00	169,453,972.00	169,453,972.00				169,453,972.00	33,431,933.00	100,594,588.00	35,427,450.87		169,453,971.87
Personnel Services														
Maintenance & Other Operating Expenses			169,453,972.00	169,453,972.00	169,453,972.00				169,453,972.00	33,431,933.00	100,594,588.00	35,427,450.87		169,453,971.87
Capital Outlays														
Franchise Tax	29,420,000.00			29,420,000.00										
Personnel Services														
Maintenance & Other Operating Expenses	29,420,000.00			29,420,000.00										
Capital Outlays														

STATEMENT OF APPROPRIATIONS, ALLOTMENTS, OBLIGATIONS, DISBURSEMENTS AND BALANCES

As of the Quarter Ending September 30, 2018

Department: Department of Health (DOH)
 Agency: Office of the Secretary
 Operating Unit: Central Office
 Organization Code (UACS): 130010000000
 Fund Cluster: 01 - Regular Agency Fund, 04 - Special Accounts/ Foreign Assisted

PROGRAM/ACTIVITY/PROJECT	APPROPRIATION				ALLOTMENTS				TOTAL OBLIGATION					
	Authorized Appropriation	Adjustments (Transfer To/From Realignment)		Adjusted Appropriations	Allotments Received	Adjustments (Withdrawal, Realignment)	(Transfer to)	Transfer from	Adjusted Total Allotments	1st Qtr ending March 31	2nd Qtr ending June 30	3rd Qtr ending Sept. 30	4th Qtr ending Dec. 31	TOTAL (REGULAR FUND)
		Outside Dept.	Within Dept.											
I. NEW APPROPRIATION														
A. PROGRAMS														
Illegal Drug	-	-	175,000,000.00	175,000,000.00	175,000,000.00	-	-	-	175,000,000.00	-	-	-	-	-
Personnel Services			-	-	-				-					
Maintenance & Other Operating Expenses			85,000,000.00	85,000,000.00	85,000,000.00				85,000,000.00					
Capital Outlays			90,000,000.00	90,000,000.00	90,000,000.00				90,000,000.00					
Regulation of Health Establishments and Products														
Personnel Services			-	-	-				-					
Maintenance & Other Operating Expenses			-	-	-				-					
Capital Outlays			-	-	-				-					
Provision of Quarantine Services and International Health Surveillance														
Personnel Services			-	-	-				-					
Maintenance & Other Operating Expenses			-	-	-				-					
Capital Outlays			-	-	-				-					
Health Sector Policy Support Program - Phase II EU (DOH - A5629-171)														
Personnel Services			-	-	-				-					
Maintenance & Other Operating Expenses			-	-	-				-					
Capital Outlays			-	-	-				-					
SUB-TOTAL AUTOMATIC APPROPRIATION														
	89,693,000.00		1,045,972.00	90,738,972.00	89,693,000.00		(812,948.00)		89,880,924.00	3,689,105.14	11,038,401.71	5,680,886.72		20,408,393.57
DISBURSEMENTS														
	40,173,000.00			40,173,000.00	40,173,000.00		(512,188.00)		39,660,812.00	6,557,372.34	10,431,418.51	6,180,218.24		23,169,009.10
UNOBLIGATED BALANCE														
	49,520,000.00		1,045,972.00	50,565,972.00	49,520,000.00		(290,760.00)		49,269,212.00	7,131,732.80	4,858,168.48	1,490,668.48		17,238,587.77
OB														
			90,000,000.00	90,000,000.00	90,000,000.00				90,000,000.00					
III. SPECIAL PURPOSE FUND														
Pension and Gratuity Fund	-	-	12,613,498.00	12,613,498.00	12,613,498.00	-	-	-	12,613,498.00	2,296,225.39	6,901,049.57	3,416,210.08	-	12,613,485.04
Personnel Services			12,613,498.00	12,613,498.00	12,613,498.00				12,613,498.00	2,296,225.39	6,901,049.57	3,416,210.08		12,613,485.04
Maintenance & Other Operating Expenses			-	-	-				-					
Capital Outlays			-	-	-				-					
Miscellaneous Personnel Benefits Fund	-	-	17,089,569.75	17,089,569.75	600,801,088.00	-	(583,711,518.25)	-	17,089,569.75	16,992,294.96	23,724.00	-	-	17,016,018.96
Personnel Services			17,089,569.75	17,089,569.75	600,801,088.00		(583,711,518.25)		17,089,569.75	16,992,294.96	23,724.00			17,016,018.96
Maintenance & Other Operating Expenses			-	-	-				-					
Capital Outlays			-	-	-				-					
International Commitment Fund	-	-	-	-	-	-	-	-	-	-	-	-	-	-

STATEMENT OF APPROPRIATIONS, ALLOTMENTS, OBLIGATIONS, DISBURSEMENTS AND BALANCES

As of the Quarter Ending September 30, 2018

Department: Department of Health (DOH)
 Agency: Office of the Secretary
 Operating Unit: Central Office
 Organization Code (UACS): 130010000000
 Fund Cluster: 01 - Regular Agency Fund, 04 - Special Accounts/ Foreign Assisted

PROGRAM/ACTIVITY/PROJECT	APPROPRIATION				ALLOTMENTS				TOTAL OBLIGATION					
	Authorized Appropriation	Adjustments (Transfer To/From Reallotment)		Adjusted Appropriations	Allotments Received	Adjustments (Withdrawal, Reallotment)	(Transfer to)	Transfer from	Adjusted Total Allotments	1st Qtr ending March 31	2nd Qtr ending June 30	3rd Qtr ending Sept. 30	4th Qtr ending Dec. 31	TOTAL (REGULAR FUND)
		Outside Dept.	Within Dept.											
I. NEW APPROPRIATION														
A. PROGRAMS														
Personnel Services														
Maintenance & Other Operating Expenses														
Capital Outlays														
B. Government Fund														
Personnel Services														
Maintenance & Other Operating Expenses														
Capital Outlays														
C. Contingent Fund														
Personnel Services														
Maintenance & Other Operating Expenses														
Capital Outlays														
D. Calamity Funds														
Personnel Services														
Maintenance & Other Operating Expenses														
Capital Outlays														
SUB-TOTAL SPECIAL PURPOSE														
PS														
MOOE														
CO														
FE														
GRAND TOTAL (CURRENT YEAR 2018)	8,954,151,000.00	6,769,026,934.51	29,224,869,534.49	31,561,220,418.00	77,277,075,540.51	23,833,512,877.49	625,850,749.23	2,213,414,068.31	8,976,367,330.07	12,015,632,147.61				
PS	3,010,161,000.00	284,388,956.48	5,765,537,502.54	7,502,375,541.00	18,987,956,000.48	603,779,940.54	160,382,736.16	181,241,199.70	40,261,180.57	81,795,096.37				
MOOE	25,744,858,000.00	18,038,037,968.05	19,706,618,031.95	25,819,689,972.00	6,252,913,400.05	19,627,198,031.95	602,455,854.68	1,826,359,048.61	7,348,497,093.48	9,669,311,996.69				
CO	1,199,334,000.00	446,620,000.00	3,752,714,000.00	4,439,154,905.00	5,986,200,000.00	3,602,534,905.00	163,012,158.47	205,913,820.00	7,495,609,076.08	1,664,335,054.55				

Department: Department of Health (DOH)
 Agency: Office of the Secretary
 Operating Unit: Central Office
 Organization Code (UACS): 130010000000
 Fund Cluster: 01 - Regular Agency Fund, 04 - Special Account

PROGRAM/ACTIVITY/PROJECT	TOTAL DISBURSEMENT					BALANCES			
	1st Qtr ending March 31	2nd Qtr ending June 30	3rd Qtr ending Sept. 30	4th Qtr ending Dec. 31	TOTAL	Unreleased Appropriation	Unobligated Allotment	UNPAID OBLIGATION	
								Due and Demandable	Not Yet Due and Demandable
I. NEW APPROPRIATION									
A. PROGRAMS									
GENERAL ADMINISTRATION AND SUPPORT									
General Management and Supervision	110,365,159.23	179,025,472.42	153,836,474.20	-	443,227,105.85	-	109,383,201.28	50,758,068.09	-
Personnel Services	80,921,209.62	123,523,114.47	92,577,903.02	-	297,022,227.11	-	13,978,381.75	3,229,391.14	-
Maintenance & Other Operating Expenses	29,443,949.61	55,502,357.95	61,258,571.18	-	146,204,878.74	-	95,404,819.53	47,528,676.95	-
Capital Outlays	-	-	-	-	-	-	-	-	-
Administration of Personnel Benefits	277,467.45	-	1,696,531.16	-	1,973,998.61	5,161,757,562.00	1.39	-	-
Personnel Services	277,467.45	-	1,696,531.16	-	1,973,998.61	5,161,757,562.00	1.39	-	-
Maintenance & Other Operating Expenses	-	-	-	-	-	-	-	-	-
Capital Outlays	-	-	-	-	-	-	-	-	-
TOTAL, GASS	110,642,626.68	179,025,472.42	155,533,005.36	-	445,201,104.46	6,122,012,093.00	109,383,202.67	50,758,068.09	-
I. SUPPORT TO OPERATIONS									
Health Information Technology	4,975,759.79	57,771,948.55	18,541,562.73	-	81,289,271.07	-	417,099,938.16	204,715,318.77	-
Personnel Services	-	-	-	-	-	-	-	-	-
Maintenance & Other Operating Expenses	4,975,759.79	11,279,790.08	14,023,138.73	-	30,278,688.60	-	106,272,307.71	35,073,531.69	-
Capital Outlays	-	46,492,158.47	4,518,424.00	-	51,010,582.47	-	310,827,630.45	169,641,787.08	-
Operations of Regional Offices									
Personnel Services	-	-	-	-	-	-	-	-	-
Maintenance & Other Operating Expenses	-	-	-	-	-	-	-	-	-
Capital Outlays	-	-	-	-	-	-	-	-	-
TOTAL, STO	4,975,759.79	57,771,948.55	18,541,562.73	-	81,289,271.07	-	417,099,938.16	204,715,318.77	-
II. OPERATIONS									
PREXC OO : ACCESS TO PROMOTIVE AND PREVENTIVE HEALTH CARE SERVICES IMPROVED HEALTH POLICY AND STANDARDS DEVELOPMENT PROGRAM									
International Health Policy Development and Cooperation	5,513,173.21	8,049,886.24	7,801,021.44	-	21,364,080.89	-	15,011,067.35	3,942,851.76	-
Personnel Services	4,357,021.62	6,617,345.91	4,852,344.23	-	15,826,711.76	-	5,060,588.24	2,700.00	-
Maintenance & Other Operating Expenses	1,156,151.59	1,432,540.33	2,948,677.21	-	5,537,369.13	-	9,950,479.11	3,940,151.76	-
Capital Outlays	-	-	-	-	-	-	-	-	-
Health Sector Policy and Plan Development	7,826,130.07	14,417,560.91	9,136,224.86	-	31,379,915.84	-	16,167,488.54	352,595.62	-
Personnel Services	6,526,679.01	11,168,698.77	6,438,080.79	-	24,133,458.57	-	8,918,332.86	6,208.57	-
Maintenance & Other Operating Expenses	1,299,451.06	3,248,862.14	2,698,144.07	-	7,246,457.27	-	7,249,155.68	346,387.05	-

Department: Department of Health (DOH)
 Agency: Office of the Secretary
 Operating Unit: Central Office
 Organization Code (UACS): 130010000000
 Fund Cluster: 01 - Regular Agency Fund, 04 - Special Account

PROGRAM/ACTIVITY/PROJECT	TOTAL DISBURSEMENT					BALANCES			
	1st Qtr ending March 31	2nd Qtr ending June 30	3rd Qtr ending Sept. 30	4th Qtr ending Dec. 31	TOTAL	Unreleased Appropriation	Unobligated Allotment	UNPAID OBLIGATION	
								Due and Demandable	Not Yet Due and Demandable
I. NEW APPROPRIATION									
A. PROGRAMS									
Capital Outlays	-	-	-	-	-	-	-	-	-
Health Sector Research Development	-	-	163,600.00	-	163,600.00	-	93,963,240.00	22,160.00	-
Personnel Services	-	-	-	-	-	-	-	-	-
Maintenance & Other Operating Expenses	-	-	163,600.00	-	163,600.00	-	93,963,240.00	22,160.00	-
Capital Outlays	-	-	-	-	-	-	-	-	-
HEALTH SYSTEMS STRENGTHENING PROGRAM									
SERVICE DELIVERY SUB-PROGRAM									
Health Facility Policy and Plan Development	5,274,807.89	16,080,272.63	14,692,067.32	-	36,047,147.84	-	17,002,309.11	8,618,670.05	-
Personnel Services	-	-	-	-	-	-	-	-	-
Maintenance & Other Operating Expenses	5,274,807.89	16,080,272.63	14,692,067.32	-	36,047,147.84	-	17,002,309.11	8,618,670.05	-
Capital Outlays	-	-	-	-	-	-	-	-	-
Health Facilities Enhancement Program	-	308,000,000.00	646,523,000.00	-	954,523,000.00	150,179,095.00	1,053,430,000.00	673,101,905.00	-
Personnel Services	-	-	-	-	-	-	-	-	-
Maintenance & Other Operating Expenses	-	-	-	-	-	-	-	-	-
Capital Outlays	-	308,000,000.00	646,523,000.00	-	954,523,000.00	150,179,095.00	1,053,430,000.00	673,101,905.00	-
Local Health Systems Development and Assistance	798,765.11	22,547,201.06	2,301,434.27	-	25,647,400.44	-	7,033,000.86	8,206,613.70	-
Personnel Services	-	-	-	-	-	-	-	-	-
Maintenance & Other Operating Expenses	798,765.11	22,547,201.06	2,301,434.27	-	25,647,400.44	-	7,033,000.86	8,206,613.70	-
Capital Outlays	-	-	-	-	-	-	-	-	-
Pharmaceutical Management	1,553,842.19	6,683,355.36	9,141,225.36	-	17,378,422.91	-	78,396,557.34	3,721,011.75	-
Personnel Services	-	-	-	-	-	-	-	-	-
Maintenance & Other Operating Expenses	1,553,842.19	6,683,355.36	9,141,225.36	-	17,378,422.91	-	78,396,557.34	3,721,011.75	-
Capital Outlays	-	-	-	-	-	-	-	-	-
HEALTH HUMAN RESOURCE SUB-PROGRAM									
Human Resource for Health (HRH) Deployment	289,791,370.33	13,784,920.13	289,383,059.34	-	592,959,349.80	-	176,320,141.48	22,426,688.45	-
Personnel Services	7,991,662.70	10,734,206.83	9,328,552.07	-	28,054,421.60	-	10,962,451.19	-	-
Maintenance & Other Operating Expenses	281,799,707.63	3,050,713.30	280,054,507.27	-	564,904,928.20	-	165,357,690.29	22,426,688.45	-
Capital Outlays	-	-	-	-	-	-	-	-	-
Human Resources for Health (HRH) and Institutional Capacity Management	9,620,422.24	18,461,777.81	24,793,884.45	-	52,876,084.50	-	81,653,929.60	11,204,785.90	-

Department: Department of Health (DOH)
 Agency: Office of the Secretary
 Operating Unit: Central Office
 Organization Code (UACS): 130010000000
 Fund Cluster: 01 - Regular Agency Fund, 04 - Special Account

PROGRAM/ACTIVITY/PROJECT	TOTAL DISBURSEMENT					BALANCES			
	1st Qtr ending March 31	2nd Qtr ending June 30	3rd Qtr ending Sept. 30	4th Qtr ending Dec. 31	TOTAL	Unreleased Appropriation	Unobligated Allotment	UNPAID OBLIGATION	
								Due and Demandable	Not Yet Due and Demandable
I. NEW APPROPRIATION									
A. PROGRAMS									
Personnel Services	5,107,549.12	7,384,491.95	5,592,360.71	-	18,084,401.78	-	35,937,398.22	4,200.00	-
Maintenance & Other Operating Expenses	4,512,873.12	11,077,285.86	19,201,523.74	-	34,791,682.72	-	45,716,531.38	11,200,585.90	-
Capital Outlays	-	-	-	-	-	-	-	-	-
HEALTH PROMOTION SUB-PROGRAM									
Health Promotion	4,125,678.52	7,520,324.37	8,823,296.74	-	20,469,299.63	-	121,904,018.72	57,937,681.65	-
Personnel Services	3,392,996.95	5,006,045.32	3,115,094.84	-	11,514,137.11	-	31,444,841.78	25,021.11	-
Maintenance & Other Operating Expenses	732,681.57	2,514,279.05	5,708,201.90	-	8,955,162.52	-	90,459,176.94	57,912,660.54	-
Capital Outlays	-	-	-	-	-	-	-	-	-
PUBLIC HEALTH PROGRAM									
PUBLIC HEALTH MANAGEMENT SUB-PROGRAM									
Public Health Management	18,910,551.08	21,030,501.24	48,279,065.07	-	88,220,117.39	-	832,266,403.18	65,135,420.92	-
Personnel Services	12,221,631.41	3,629,891.05	19,802.89	-	15,871,325.35	-	1,153,674.65	20,000.00	-
Maintenance & Other Operating Expenses	6,688,919.67	17,400,610.19	48,259,262.18	-	72,348,792.04	-	831,112,728.53	65,115,420.92	-
Capital Outlays	-	-	-	-	-	-	-	-	-
Operation of PNAC Secretariat	1,179,880.36	1,350,250.95	3,176,738.34	-	5,706,869.65	-	1,890,810.58	3,859,319.77	-
Personnel Services	886,371.14	673,534.92	1,565,030.46	-	3,124,936.52	-	1,143,023.39	104,040.09	-
Maintenance & Other Operating Expenses	293,509.22	676,716.03	1,611,707.88	-	2,581,933.13	-	747,787.19	3,755,279.68	-
Capital Outlays	-	-	-	-	-	-	-	-	-
ENVIRONMENTAL AND OCCUPATIONAL HEALTH SUB-PROGRAM									
Environmental and Occupational Health	-	710,782.92	-	-	710,782.92	-	170,817.08	288,400.00	-
Personnel Services	-	-	-	-	-	-	-	-	-
Maintenance & Other Operating Expenses	-	710,782.92	-	-	710,782.92	-	170,817.08	288,400.00	-
Capital Outlays	-	-	-	-	-	-	-	-	-
NATIONAL IMMUNIZATION SUB-PROGRAM									
National Immunization	-	514,926,454.57	42,540,749.33	-	557,467,203.90	-	1,305,951,557.40	5,573,625,238.70	-
Personnel Services	-	-	-	-	-	-	-	-	-
Maintenance & Other Operating Expenses	-	514,926,454.57	42,540,749.33	-	557,467,203.90	-	1,305,951,557.40	5,573,625,238.70	-
Capital Outlays	-	-	-	-	-	-	-	-	-
FAMILY HEALTH SUB-PROGRAM									
Family Health, Nutrition and Responsible Parenting	-	-	-	-	-	-	3,096,322,542.00	429,643,188.00	-

Department: Department of Health (DOH)
 Agency: Office of the Secretary
 Operating Unit: Central Office
 Organization Code (UACS): 130010000000
 Fund Cluster: 01 - Regular Agency Fund, 04 - Special Account

PROGRAM/ACTIVITY/PROJECT	TOTAL DISBURSEMENT					BALANCES			
	1st Qtr ending March 31	2nd Qtr ending June 30	3rd Qtr ending Sept. 30	4th Qtr ending Dec. 31	TOTAL	Unreleased Appropriation	Unobligated Allotment	UNPAID OBLIGATION	
								Due and Demandable	Not Yet Due and Demandable
I. NEW APPROPRIATION									
A. PROGRAMS									
Personnel Services	-	-	-	-	-	-	-	-	-
Maintenance & Other Operating Expenses	-	-	-	-	-	-	3,096,322,542.00	429,643,188.00	-
Capital Outlays	-	-	-	-	-	-	-	-	-
ELIMINATION OF INFECTIOUS DISEASES PROGRAM									
Elimination of Disease such as Malaria, Schistosomiasis, Leprosy and Filariasis	-	18,417.72	34,689.48	-	53,107.20	-	142,898,704.84	229,559,187.96	-
Personnel Services	-	-	-	-	-	-	-	-	-
Maintenance & Other Operating Expenses	-	18,417.72	34,689.48	-	53,107.20	-	142,898,704.84	229,559,187.96	-
Capital Outlays	-	-	-	-	-	-	-	-	-
Rabies Control	-	-	-	-	-	-	452,450,000.00	-	-
Personnel Services	-	-	-	-	-	-	-	-	-
Maintenance & Other Operating Expenses	-	-	-	-	-	-	452,450,000.00	-	-
Capital Outlays	-	-	-	-	-	-	-	-	-
PREVENTION AND CONTROL OF INFECTIOUS DISEASES SUB-PROGRAM									
Prevention and Control of Other Infectious Disease	-	-	19,618,822.92	-	19,618,822.92	-	1,215,623,714.05	458,454,463.03	-
Personnel Services	-	-	-	-	-	-	-	-	-
Maintenance & Other Operating Expenses	-	-	19,618,822.92	-	19,618,822.92	-	1,215,623,714.05	458,454,463.03	-
Capital Outlays	-	-	-	-	-	-	-	-	-
TB Control	-	-	-	-	-	-	772,395,000.00	12,555,000.00	-
Personnel Services	-	-	-	-	-	-	-	-	-
Maintenance & Other Operating Expenses	-	-	-	-	-	-	772,395,000.00	12,555,000.00	-
Capital Outlays	-	-	-	-	-	-	-	-	-
Assistance to Philippine Tuberculosis	-	13,317,000.00	-	-	13,317,000.00	-	-	-	-
Personnel Services	-	-	-	-	-	-	-	-	-
Maintenance & Other Operating Expenses	-	13,317,000.00	-	-	13,317,000.00	-	-	-	-
Capital Outlays	-	-	-	-	-	-	-	-	-
NON COMMUNICABLE DISEASES SUB-PROGRAM									
Prevention and Control of Non-Communicable Diseases	-	-	4,840.11	-	4,840.11	50,000,000.00	307,657,887.73	73,992,272.16	-
Personnel Services	-	-	-	-	-	-	-	-	-
Maintenance & Other Operating Expenses	-	-	4,840.11	-	4,840.11	50,000,000.00	307,657,887.73	73,992,272.16	-
Capital Outlays	-	-	-	-	-	-	-	-	-

Department: Department of Health (DOH)
 Agency: Office of the Secretary
 Operating Unit: Central Office
 Organization Code (UACS): 130010000000
 Fund Cluster: 01 - Regular Agency Fund, 04 - Special Account

PROGRAM/ACTIVITY/PROJECT	TOTAL DISBURSEMENT					BALANCES			
	1st Qtr ending March 31	2nd Qtr ending June 30	3rd Qtr ending Sept. 30	4th Qtr ending Dec. 31	TOTAL	Unreleased Appropriation	Unobligated Allotment	UNPAID OBLIGATION	
								Due and Demandable	Not Yet Due and Demandable
NEW APPROPRIATION									
PROGRAMS									
EPIDEMIOLOGY AND SURVEILLANCE PROGRAM									
Epidemiology and Surveillance	1,833,770.60	3,610,124.65	8,066,616.07	-	13,510,511.32	-	25,334,362.11	5,867,126.57	-
Personnel Services	-	-	-	-	-	-	-	-	-
Maintenance & Other Operating Expenses	1,833,770.60	3,610,124.65	8,066,616.07	-	13,510,511.32	-	25,334,362.11	5,867,126.57	-
Capital Outlays	-	-	-	-	-	-	-	-	-
HEALTH EMERGENCY MANAGEMENT PROGRAM									
Health Emergency Preparedness and Response	2,809,784.57	5,260,937.61	6,332,485.01	-	14,403,207.19	-	68,362,306.08	83,041,486.73	-
Personnel Services	-	-	-	-	-	-	-	-	-
Maintenance & Other Operating Expenses	2,809,784.57	5,260,937.61	6,332,485.01	-	14,403,207.19	-	68,362,306.08	83,041,486.73	-
Capital Outlays	-	-	-	-	-	-	-	-	-
Quick Response Fund									
Personnel Services	-	-	21,257,780.00	-	21,257,780.00	-	462,242,220.00	-	-
Maintenance & Other Operating Expenses	-	-	5,000,000.00	-	5,000,000.00	-	178,500,000.00	-	-
Capital Outlays	-	-	16,257,780.00	-	16,257,780.00	-	283,742,220.00	-	-
SUB-TOTAL, 00 : ACCESS TO PROMOTIVE AND PREVENTIVE HEALTH CARE SERVICES IMPROVED	349,238,176.17	975,769,768.17	1,162,070,600.11	-	2,487,078,544.45	200,179,095.00	19,344,448,078.05	7,725,556,067.72	-
REXC 00 : ACCESS TO CURATIVE AND REHABILITATIVE HEALTH CARE SERVICES IMPROVED									
HEALTH FACILITIES OPERATION PROGRAM									
CURATIVE HEALTH CARE SUB-PROGRAM									
Operation of Blood Centers and National Voluntary Blood Services Program	5,668,149.21	12,167,386.54	11,046,798.93	-	28,882,334.68	-	186,240,005.01	52,647,362.61	-
Personnel Services	617,265.77	802,212.10	785,913.38	-	2,205,391.25	-	4,102,608.75	-	-
Maintenance & Other Operating Expenses	5,050,883.44	11,365,174.44	10,260,885.55	-	26,676,943.43	-	182,137,396.26	52,647,362.61	-
Capital Outlays	-	-	-	-	-	-	-	-	-
Operation of DOH Hospitals in Metro Manila (MM)									
Personnel Services	-	-	-	-	-	-	-	-	-
Maintenance & Other Operating Expenses	-	-	-	-	-	-	-	-	-
Capital Outlays	-	-	-	-	-	-	-	-	-
Operation of DOH Regional Hospitals and Other Health Facilities									
Personnel Services	-	-	-	-	-	-	-	-	-
Maintenance & Other Operating Expenses	-	-	-	-	-	-	-	-	-

Department: Department of Health (DOH)
 Agency: Office of the Secretary
 Operating Unit: Central Office
 Organization Code (UACS): 130010000000
 Fund Cluster: 01 - Regular Agency Fund, 04 - Special Account

PROGRAM/ACTIVITY/PROJECT	TOTAL DISBURSEMENT					BALANCES			
	1st Qtr ending March 31	2nd Qtr ending June 30	3rd Qtr ending Sept. 30	4th Qtr ending Dec. 31	TOTAL	Unreleased Appropriation	Unobligated Allotment	UNPAID OBLIGATION	
								Due and Demandable	Not Yet Due and Demandable
I. NEW APPROPRIATION									
A. PROGRAMS									
Capital Outlays	-	-	-	-	-	-	-	-	-
Operation of National Reference Laboratories	-	-	-	-	-	-	28,154,000.00	-	-
Personnel Services	-	-	-	-	-	-	-	-	-
Maintenance & Other Operating Expenses	-	-	-	-	-	-	28,154,000.00	-	-
Capital Outlays	-	-	-	-	-	-	-	-	-
REHABILITATIVE HEALTH CARE SUB-PROGRAM									
Operation of Dangerous Drug Abuse Treatment and Rehabilitation Centers	1,456,094.33	2,931,449.59	4,583,083.46	-	8,970,627.38	-	4,450,956.69	9,545,107.93	-
Personnel Services	-	-	-	-	-	-	-	-	-
Maintenance & Other Operating Expenses	1,456,094.33	2,931,449.59	4,583,083.46	-	8,970,627.38	-	4,450,956.69	9,545,107.93	-
Capital Outlays	-	-	-	-	-	-	-	-	-
SUB-TOTAL, 00 : ACCESS TO CURATIVE AND REHABILITATIVE HEALTH CARE SERVICES IMPROVED	7,124,243.54	15,098,836.13	15,629,882.39	-	37,852,962.06	-	218,844,961.70	62,192,470.54	-
PREXC 00 : ACCESS TO SAFE AND QUALITY HEALTH COMMODITIES, DEVICES AND FACILITIES ENSURED									
HEALTH REGULATORY PROGRAM									
HEALTH FACILITIES AND SERVICES REGULATION SUB-PROGRAM									
Regulations of Health Facilities and Services	3,209,649.61	4,907,770.24	4,338,098.42	-	12,455,518.27	-	2,939,113.51	477,368.22	-
Personnel Services	-	-	-	-	-	-	-	-	-
Maintenance & Other Operating Expenses	3,209,649.61	4,907,770.24	4,338,098.42	-	12,455,518.27	-	2,939,113.51	477,368.22	-
Capital Outlays	-	-	-	-	-	-	-	-	-
Regulation of Regional Health Facilities and Services									
Personnel Services	-	-	-	-	-	-	-	-	-
Maintenance & Other Operating Expenses	-	-	-	-	-	-	-	-	-
Capital Outlays	-	-	-	-	-	-	-	-	-
CONSUMER HEALTH AND WELFARE SUB-PROGRAM									
Regulation of Health Products and Establishments	-	-	-	-	-	-	-	-	-
Personnel Services	-	-	-	-	-	-	-	-	-
Maintenance & Other Operating Expenses	-	-	-	-	-	-	-	-	-
Capital Outlays	-	-	-	-	-	-	-	-	-
ROUTINE QUARANTINE SERVICES SUB-PROGRAM									
Provision of Quarantine Services and International Health Surveillance	-	-	-	-	-	-	-	-	-
Personnel Services	-	-	-	-	-	-	-	-	-

Department: Department of Health (DOH)
 Agency: Office of the Secretary
 Operating Unit: Central Office
 Organization Code (UACS): 130010000000
 Fund Cluster: 01 - Regular Agency Fund, 04 - Special Account

PROGRAM/ACTIVITY/PROJECT	TOTAL DISBURSEMENT					BALANCES			
	1st Qtr ending March 31	2nd Qtr ending June 30	3rd Qtr ending Sept. 30	4th Qtr ending Dec. 31	TOTAL	Unreleased Appropriation	Unobligated Allotment	UNPAID OBLIGATION	
								Due and Demandable	Not Yet Due and Demandable
I. NEW APPROPRIATION									
A. PROGRAMS									
Maintenance & Other Operating Expenses	-	-	-	-	-	-	-	-	-
Capital Outlays	-	-	-	-	-	-	-	-	-
SUB-TOTAL, 00: ACCESS TO SAFE AND QUALITY HEALTH COMMODITIES, DEVICES AND FACILITIES ENSURED	3,209,649.61	4,907,770.24	4,338,098.42	-	12,455,518.27	-	2,939,113.51	477,368.22	-
PREXC 00: ACCESS TO SOCIAL HEALTH PROTECTION ASSURED									
SOCIAL HEALTH PROTECTION PROGRAM									
PROJECTS									
LOCALLY - FUNDED PROJECTS									
Assistance to Indigent Patients either confined or out patient s n government hospitals/specialty hospitals/Iqu	702,001.42	438,707,247.91	238,538,759.01	-	677,948,008.34	-	540,871,893.71	70,947.95	-
Personnel Services	-	-	-	-	-	-	-	-	-
Maintenance & Other Operating Expenses	702,001.42	438,707,247.91	238,538,759.01	-	677,948,008.34	-	540,871,893.71	70,947.95	-
Capital Outlays	-	-	-	-	-	-	-	-	-
SUB-TOTAL, 00: ACCESS TO SOCIAL HEALTH PROTECTION ASSURED	702,001.42	438,707,247.91	238,538,759.01	-	677,948,008.34	-	540,871,893.71	70,947.95	-
TOTAL, OPERATIONS	360,274,070.74	1,434,483,622.45	1,420,577,339.93	-	3,215,335,033.12	200,179,095.00	11,107,104,046.97	7,788,296,854.43	-
TOTAL NEW APPROPRIATIONS	475,892,457.21	1,671,281,043.42	1,584,651,908.02	-	3,741,625,408.65	8,322,191,188.00	11,633,687,187.60	8,043,770,241.29	-
IS	122,293,854.79	168,539,541.32	125,971,513.55	-	417,811,009.66	1,422,012,093.00	12,701,502.22	3,391,560.81	-
IOOE	353,592,602.42	1,472,249,343.63	1,401,381,090.47	-	2,302,223,036.52	50,000,000.00	9,672,686,135.13	7,197,634,988.30	-
IO	-	364,492,158.47	667,299,204.00	-	1,021,791,362.47	150,179,095.00	1,647,998,850.45	842,743,692.08	-
II. AUTOMATIC APPROPRIATION									
Retirement and Life Insurance Premium	10,257,872.84	2,532,304.35	11,248,138.87	-	24,038,316.06	-	9,219,978.20	6,914,705.74	-
Personnel Services	10,257,872.84	2,532,304.35	11,248,138.87	-	24,038,316.06	-	9,219,978.20	6,914,705.74	-
Maintenance & Other Operating Expenses	-	-	-	-	-	-	-	-	-
Capital Outlays	-	-	-	-	-	-	-	-	-
Custom and Duties and Taxes	33,431,933.00	(33,431,933.00)	-	-	-	-	0.13	169,453,971.87	-
Personnel Services	-	-	-	-	-	-	-	-	-
Maintenance & Other Operating Expenses	33,431,933.00	(33,431,933.00)	-	-	-	-	0.13	169,453,971.87	-
Capital Outlays	-	-	-	-	-	-	-	-	-
Franchise Tax	-	-	-	-	-	29,420,000.00	-	-	-
Personnel Services	-	-	-	-	-	-	-	-	-
Maintenance & Other Operating Expenses	-	-	-	-	-	29,420,000.00	-	-	-
Capital Outlays	-	-	-	-	-	-	-	-	-


Department: Department of Health (DOH)
 Agency: Office of the Secretary
 Operating Unit: Central Office
 Organization Code (UACSI): 130010000000
 Fund Cluster: 01 - Regular Agency Fund, 04 - Special Account

PROGRAM/ACTIVITY/PROJECT	TOTAL DISBURSEMENT					BALANCES			
	1st Qtr ending March 31	2nd Qtr ending June 30	3rd Qtr ending Sept. 30	4th Qtr ending Dec. 31	TOTAL	Unreleased Appropriation	Unobligated Allotment	UNPAID OBLIGATION	
								Due and Demandable	Not Yet Due and Demandable
I. NEW APPROPRIATION									
A. PROGRAMS									
Illegal Drug	-	-	-	-	-	-	175,000,000.00	-	-
Personnel Services	-	-	-	-	-	-	-	-	-
Maintenance & Other Operating Expenses	-	-	-	-	-	-	85,000,000.00	-	-
Capital Outlays	-	-	-	-	-	-	90,000,000.00	-	-
Regulation of Health Establishments and Products	-	-	-	-	-	-	-	-	-
Personnel Services	-	-	-	-	-	-	-	-	-
Maintenance & Other Operating Expenses	-	-	-	-	-	-	-	-	-
Capital Outlays	-	-	-	-	-	-	-	-	-
Provision of Quarantine Services and International Health Surveillance	-	-	-	-	-	-	-	-	-
Personnel Services	-	-	-	-	-	-	-	-	-
Maintenance & Other Operating Expenses	-	-	-	-	-	-	-	-	-
Capital Outlays	-	-	-	-	-	-	-	-	-
Health Sector Policy Support Program - Phase II EU (DOH - 15629-171)	-	-	-	-	-	-	-	-	-
Personnel Services	-	-	-	-	-	-	-	-	-
Maintenance & Other Operating Expenses	-	-	-	-	-	-	-	-	-
Capital Outlays	-	-	-	-	-	-	-	-	-
SUB-TOTAL AUTOMATIC APPROPRIATION	3,839,405.84	6,999,523.35	3,728,389.11	-	14,567,318.30	37,200,000.00	12,749,978.33	16,538,776.33	-
DOE	110,767,715.15	132,000,000.00	112,280,000.00	-	355,047,715.15	-	1,027,717.20	1,919,057.77	-
TOTAL	114,607,120.99	149,000,000.00	115,998,389.11	-	470,605,513.45	37,200,000.00	13,777,695.53	18,457,834.10	-
III. SPECIAL PURPOSE FUND									
Pension and Gratuity Fund	1,991,770.94	6,964,461.32	3,483,554.21	-	12,419,786.47	-	12.96	193,698.57	-
Personnel Services	1,991,770.94	6,964,461.32	3,483,554.21	-	12,419,786.47	-	12.96	193,698.57	-
Maintenance & Other Operating Expenses	-	-	-	-	-	-	-	-	-
Capital Outlays	-	-	-	-	-	-	-	-	-
Miscellaneous Personnel Benefits Fund	16,992,294.96	23,724.00	-	-	17,016,018.96	-	73,550.79	-	-
Personnel Services	16,992,294.96	23,724.00	-	-	17,016,018.96	-	73,550.79	-	-
Maintenance & Other Operating Expenses	-	-	-	-	-	-	-	-	-
Capital Outlays	-	-	-	-	-	-	-	-	-
International Commitment Fund	-	-	-	-	-	-	-	-	-


Department: Department of Health (DOH)
 Agency: Office of the Secretary
 Operating Unit: Central Office
 Organization Code (UACS): 130010000000
 Fund Cluster: 01 - Regular Agency Fund, 04 - Special Accou

PROGRAM/ACTIVITY/PROJECT	TOTAL DISBURSEMENT					BALANCES			
	1st Qtr ending March 31	2nd Qtr ending June 30	3rd Qtr ending Sept. 30	4th Qtr ending Dec. 31	TOTAL	Unreleased Appropriation	Unobligated Allotment	UNPAID OBLIGATION	
								Due and Demandable	Not Yet Due and Demandable
I. NEW APPROPRIATION									
A. PROGRAMS									
Personnel Services	-	-	-	-	-	-	-	-	-
Maintenance & Other Operating Expenses	-	-	-	-	-	-	-	-	-
Capital Outlays	-	-	-	-	-	-	-	-	-
E-Government Fund									
Personnel Services	-	-	-	-	-	-	-	-	-
Maintenance & Other Operating Expenses	-	-	-	-	-	-	-	-	-
Capital Outlays	-	-	-	-	-	-	-	-	-
Contingent Fund									
Personnel Services	-	-	-	-	-	-	-	-	-
Maintenance & Other Operating Expenses	-	-	-	-	-	-	-	-	-
Capital Outlays	-	-	-	-	-	-	-	-	-
Calamity Funds									
Personnel Services	-	-	-	-	-	-	-	-	-
Maintenance & Other Operating Expenses	-	-	-	-	-	-	-	-	-
Capital Outlays	-	-	-	-	-	-	-	-	-
SUB-TOTAL SPECIAL PURPOSE	1,042,000.00	1,042,000.00	1,042,000.00	1,042,000.00	4,168,000.00	-	1,042,000.00	1,042,000.00	-
DOE	1,042,000.00	1,042,000.00	1,042,000.00	1,042,000.00	4,168,000.00	-	1,042,000.00	1,042,000.00	-
GRAND TOTAL (CURRENT YEAR 2018)	53,563,326.95	1,647,369,600.09	1,809,363,601.40	3,795,299,530.14	7,391,356,657.00	1,391,356,657.00	1,647,369,600.09	1,647,369,600.09	1,647,369,600.09
PS	15,541,793.53	179,060,030.99	140,633,306.63	471,285,131.15	906,520,262.30	5,161,757,562.00	1,042,000.00	1,042,000.00	1,042,000.00
MOOE	367,024,535.42	1,413,817,410.85	1,661,730,294.77	3,342,000,000.00	7,382,572,301.04	9,420,000.00	9,420,000.00	9,420,000.00	9,420,000.00
CO	154,492,158.47	667,291,204.00	667,291,204.00	1,021,791,362.47	3,506,876,018.94	150,179,095.00	150,179,095.00	150,179,095.00	150,179,095.00
FE									

Certified Correct:


 AGNES D. MARFORI
 OIC, Budget Division

Certified Correct:


 LORICA C. RABAGO, CPA, MM
 OIC- Accounting Division

Recommending Approval:


 ROWENA C. LORA, CPA, MM
 OIC-Director IV FMS