

In following-up, pls. cite DMS ref #  
**2019-BB-0112451**

REPUBLIC OF THE PHILIPPINES  
**DEPARTMENT OF BUDGET AND MANAGEMENT**  
GENERAL SOLANO STREET, SAN MIGUEL, MANILA

**ACKNOWLEDGEMENT RECEIPT**

The **DEPARTMENT OF BUDGET AND MANAGEMENT** hereby acknowledges the receipt of your letter/request which has been uploaded to the DBM-Document Management System and routed to the appropriate office/s with the following information:

Sender: DOH - PERSONAL DELIVERY

Document Title: DOH-OSEC- FAR 1, 1-A, 1-B, 1-C AND 6 FOR THE 3RD QUARTER 2019

Document Reference No: 2019-BB-0112451

Date and Time Uploaded: Wednesday, October 30, 2019 12:57:27 PM

Uploaded By: RECEIVING GLENN MACUNAT

Routed To: BMB-B Ely Fernandez


CC:

Total no of pages received: 1 copy and 56 pages

The determination of the completeness of the documentary requirements submitted, if any, is subject to the evaluation of the technical person in charge.


This receipt is system generated and does not require signature.

Received by:



**DOCUMENT  
MANAGEMENT  
SYSTEM**

October 28, 2019



**WENDEL E. AVISADO**  
Secretary  
Department of Budget and Management  
Malacañang, Manila

Attn: Director Mary Ann Z. Dela Vega, Human Development Sector, BMB-B

Dear Secretary **Avisado**:

In compliance with COA-DBM Joint Circular No. 2014-1 dated July 2, 2014, RE: "Guidelines Prescribing the Use of Modified Formats of the Budget and Financial Accountability Reports (BFARs), we are pleased to submit the following reports of Department of Health-Central Office for the 3<sup>rd</sup> Quarter, 2019:

- a) FAR No.1 – Statement of Appropriations, Allotment, Obligations and Disbursement and Balances (SAAODB) - Office of the Secretary;
- b) FAR No. 1-A – Statement of Appropriations, Allotment, Obligations, Disbursements and Balances By Object of Expenditures (SAAODBOE) Office of the Secretary;
- c) FAR No. 1-B – List of Allotments and Sub-Allotments (LASA) - Office of the Secretary
- d) FAR No. 1-C – Statement of Obligations, Disbursement, Liquidation and Balances for Inter-Agency Fund Transfers
- e) FAR No. 6 – Statement of Approved Budget, Utilizations and Balances for Trust Receipts

Please acknowledge receipt thereof.

Very truly yours,

By Authority of the Secretary of Health:

  
**ROGER P. TONG-AN, DMPA, MAN, RN**  
Undersecretary of Health  
Administration and Financial Management Team

cc: **Atty Emilio Asi**  
Supervising Auditor  
Commission on Audit  
This Department

**MS. Thelma Panganiban**  
Assistant Commissioner  
Government Accountancy Sector-National 1

FMS	AFC
Rowena C. Mora, CPA, MM OIC-Director IV	Neil Eric A. Benigno EA IV



Doll Receiving Copy

October 28, 2019

Government Accountancy Office  
Office of the Director  
RECEIVED

**WENDEL E. AVISADO**  
Secretary  
Department of Budget and Management  
Malacañang, Manila

Date: NOV 04 2019

Attn: Director Mary Ann Z. Dela Vega, Human Development Sector, BMB-B

Dear Secretary **Avisado**:

In compliance with COA-DBM Joint Circular No. 2014-1 dated July 2, 2014, RE: "Guidelines Prescribing the Use of Modified Formats of the Budget and Financial Accountability Reports (BFARs), we are pleased to submit the following reports of Department of Health-Central Office for the 3<sup>rd</sup> Quarter, 2019:

- a) FAR No.1 – Statement of Appropriations, Allotment, Obligations and Disbursement and Balances (SAAODB) - Office of the Secretary;
- b) FAR No. 1-A – Statement of Appropriations, Allotment, Obligations, Disbursements and Balances By Object of Expenditures (SAAODBOE) Office of the Secretary;
- c) FAR No. 1-B – List of Allotments and Sub-Allotments (LASA) - Office of the Secretary
- d) FAR No. 1-C – Statement of Obligations, Disbursement, Liquidation and Balances for Inter-Agency Fund Transfers
- e) FAR No. 6 – Statement of Approved Budget, Utilizations and Balances for Trust Receipts

Please acknowledge receipt thereof.


Very truly yours,

By Authority of the Secretary of Health:

  
**ROGER F. TONG-AN, DMPA, MAN, RN**  
Undersecretary of Health  
Administration and Financial Management Team

cc: Atty Emilio Asi  
Supervising Auditor  
Commission on Audit  
This Department

**MS. Thelma Panganiban**  
Assistant Commissioner  
Government Accountancy Sector-National 1

	AFC
Rowena C. Bora, CPA, MM OIC-Director IV	Neil Eric A. Benigno EA IV

STATEMENT OF APPROPRIATIONS, ALLOTMENTS, OBLIGATIONS, DISBURSEMENTS AND BALANCES  
As of the Quarter Ending September 30, 2019

Department: Department of Health (DOH)  
Agency: Office of the Secretary

Current Year Appropriations  
Continuing Appropriations

Operating Unit: All  
Organization Code (UACS): 130010000000  
Fund Cluster: 01 - Regular Agency Fund, 04 - Special Accounts/ Foreign Assisted

PROGRAM/ACTIVITY/PROJECT	PREXC CODE	Authorized Appropriation	APPROPRIATION			ALLOTMENTS				TOTAL OBLIGATION				TOTAL (REGULAR FUND)	
			Adjustments (Transfer To/From SARO's Releases for APB and HEP)	Within Dept.	Adjusted Appropriations	Allotments Received	Adjustments (Withdrawal, Realignment)	(Transfer to)	Transfer from	Adjusted Total Allotments	1st Qtr ending March 31	2nd Qtr ending June 30	3rd Qtr ending Sept. 30		4th Qtr ending Dec. 31
<b>II. NEW APPROPRIATION (CURRENT)</b>															
<b>A. PROGRAMS</b>															
I. GENERAL ADMINISTRATION AND SUPPORT															
G General Management and Supervision	100000100001000	580,790,000.00	-	0.00	580,790,000.00	580,790,000.00	(17,333,141.16)	17,333,141.16	580,790,000.00	127,787,334.12	143,783,206.89	181,326,091.90	-	452,876,632.91	
P Personnel Services		254,284,000.00	-	0.00	254,284,000.00	254,284,000.00	(17,333,141.16)	17,333,141.16	254,284,000.00	63,945,999.48	100,778,198.92	87,097,544.90	-	251,821,743.30	
M Maintenance & Other Operating Expenses		303,006,000.00	-	0.00	303,006,000.00	303,006,000.00	-	-	303,006,000.00	63,821,334.64	43,005,007.97	94,228,547.00	-	201,054,889.61	
C Capital Outlays		23,500,000.00	-	-	23,500,000.00	-	-	-	23,500,000.00	-	-	-	-	-	
A Administration of Personnel Benefits	100000100002000	7,716,620,000.00	-	-	7,716,620,000.00	2,805,013,303.00	-	-	2,805,013,303.00	3,575,662.04	125,848,875.88	535,590,397.19	-	664,984,935.11	
P Personnel Services		7,716,620,000.00	-	-	7,716,620,000.00	2,805,013,303.00	-	-	2,805,013,303.00	3,575,662.04	125,848,875.88	535,590,397.19	-	664,984,935.11	
M Maintenance & Other Operating Expenses		-	-	-	-	-	-	-	-	-	-	-	-	-	
C Capital Outlays		-	-	-	-	-	-	-	-	-	-	-	-	-	
I TOTAL, GASS		8,297,410,000.00	2,020,720,160.00	0.00	10,318,130,160.00	3,385,803,303.00	(17,333,141.16)	17,333,141.16	3,385,803,303.00	131,342,996.16	269,632,082.77	716,886,489.09	-	1,117,861,568.02	
<b>III. SUPPORT TO OPERATIONS</b>															
H Health Information Technology	200000100001000	874,344,000.00	-	0.00	874,344,000.00	874,344,000.00	(31,597,465.60)	31,597,465.60	874,344,000.00	27,129,880.79	355,206,894.14	103,835,872.49	-	486,171,647.42	
P Personnel Services		7,779,000.00	-	0.00	7,779,000.00	7,779,000.00	-	-	7,779,000.00	4,626,669.86	3,152,330.14	-	-	7,779,000.00	
M Maintenance & Other Operating Expenses		287,254,000.00	-	0.00	287,254,000.00	287,254,000.00	(31,597,465.60)	31,597,465.60	287,254,000.00	18,877,036.85	43,437,446.06	27,382,379.83	-	89,696,862.74	
C Capital Outlays		579,311,000.00	-	-	579,311,000.00	579,311,000.00	-	-	579,311,000.00	3,626,174.08	308,616,117.94	76,453,492.66	-	388,695,784.68	
O Operations of Regional Offices	200000100002000	1,165,986,000.00	-	-	1,165,986,000.00	1,165,986,000.00	-	-	1,165,986,000.00	267,293,623.64	308,427,750.47	289,364,325.25	-	875,085,905.36	
P Personnel Services		982,485,000.00	-	-	982,485,000.00	982,485,000.00	-	-	982,485,000.00	224,907,210.95	259,036,142.82	252,090,712.56	-	736,034,066.33	
M Maintenance & Other Operating Expenses		183,501,000.00	-	-	183,501,000.00	183,501,000.00	-	-	183,501,000.00	42,386,414.69	49,391,607.65	47,273,616.69	-	139,051,839.03	
C Capital Outlays		-	-	-	-	-	-	-	-	-	-	-	-	-	
I TOTAL, STO		2,040,330,000.00	-	0.00	2,040,330,000.00	2,040,330,000.00	(31,597,465.60)	31,597,465.60	2,040,330,000.00	294,423,506.43	663,632,644.61	403,200,401.74	-	1,361,257,552.78	
<b>III. OPERATIONS</b>															
<b>P PREXC 00 - ACCESS TO PROMOTIVE AND PREVENTIVE HEALTH CARE SERVICES IMPROVED</b>															
H HEALTH POLICY AND STANDARDS DEVELOPMENT PROGRAM	310100100001000	45,974,000.00	-	-	45,974,000.00	45,974,000.00	(2,050,000.00)	2,050,000.00	45,974,000.00	6,767,878.48	12,334,638.18	11,707,950.89	-	30,810,467.55	
I International Health Policy Development and Coop		24,199,000.00	-	-	24,199,000.00	24,199,000.00	-	-	24,199,000.00	4,361,143.73	6,997,923.23	5,014,909.87	-	16,373,976.83	
P Personnel Services		21,775,000.00	-	-	21,775,000.00	21,775,000.00	(2,050,000.00)	2,050,000.00	21,775,000.00	2,406,734.75	5,336,714.95	6,693,041.02	-	14,436,490.72	
M Maintenance & Other Operating Expenses		-	-	-	-	-	-	-	-	-	-	-	-	-	
C Capital Outlays		-	-	-	-	-	-	-	-	-	-	-	-	-	
H Health Sector Policy and Plan Development	310100100002000	49,498,000.00	-	-	49,498,000.00	39,498,000.00	(5,489,600.00)	5,489,600.00	39,498,000.00	10,242,064.86	16,145,304.82	12,705,387.40	-	39,092,757.11	
P Personnel Services		24,560,000.00	-	-	24,560,000.00	24,560,000.00	-	-	24,560,000.00	7,393,600.20	11,490,541.38	5,675,858.42	-	24,560,000.00	
M Maintenance & Other Operating Expenses		24,938,000.00	-	-	24,938,000.00	14,938,000.00	(5,489,600.00)	5,489,600.00	14,938,000.00	2,848,464.69	4,654,763.44	7,029,528.98	-	14,532,757.11	
C Capital Outlays		-	-	-	-	-	-	-	-	-	-	-	-	-	
H Health Sector Research Development	310100100003000	129,598,000.00	-	-	129,598,000.00	129,598,000.00	(25,929,000.00)	25,929,000.00	129,598,000.00	1,252,987.07	1,975,515.52	8,103,166.34	-	11,331,668.93	
P Personnel Services		51,572,000.00	-	-	51,572,000.00	51,572,000.00	-	-	51,572,000.00	-	-	-	-	-	
M Maintenance & Other Operating Expenses		78,026,000.00	-	-	78,026,000.00	78,026,000.00	(25,929,000.00)	25,929,000.00	78,026,000.00	1,252,987.07	1,975,515.52	8,103,166.34	-	11,331,668.93	
C Capital Outlays		-	-	-	-	-	-	-	-	-	-	-	-	-	

PROGRAM/ACTIVITY/PROJECT	PREXC CODE	Authorized Appropriation	APPROPRIATION			ALLOTMENTS				TOTAL OBLIGATION					
			Adjustments (Transfer To/From Realignments) SAROs Releases for APB and HPEP	Within Dept.	Adjusted Appropriations	Allotments Received	Adjustments (Withdrawal, Realignments)	(Transfer to)	Transfer from	Adjusted Total Allotments	1st Qtr ending March 31	2nd Qtr ending June 30	3rd Qtr ending Sept. 30	4th Qtr ending Dec. 31	TOTAL (REGULAR FUND)
H HEALTH SYSTEMS STRENGTHENING PROGRAM															
S SERVICE DELIVERY SUB-PROGRAM	310201100001000	191,054,000.00	-	-	191,054,000.00	191,054,000.00	(70,959,373.00)	70,959,373.00	191,054,000.00	15,930,619.73	28,419,430.43	41,384,613.87	-	85,734,664.03	
H Health Facility Policy and Plan Development		33,965,000.00	-	-	33,965,000.00	33,965,000.00	-	-	33,965,000.00	6,641,121.78	10,640,897.87	7,233,289.89	-	24,515,309.54	
P Personnel Services		157,089,000.00	-	-	157,089,000.00	157,089,000.00	(70,959,373.00)	70,959,373.00	157,089,000.00	9,289,497.95	17,778,532.56	34,151,323.98	-	61,219,354.49	
M Maintenance & Other Operating Expenses		-	-	-	-	-	-	-	-	-	-	-	-	-	
C Capital Outlays		-	-	-	-	-	-	-	-	-	-	-	-	-	
H Health Facilities Enhancement Program	310201100002000	15,919,319,000.00	-	0.00	15,919,319,000.00	12,864,156,253.00	(8,923,714,781.20)	8,923,714,781.20	12,864,156,253.00	-	1,976,379.34	9,618,574.64	-	11,594,953.98	
P Personnel Services		50,000,000.00	-	0.00	50,000,000.00	50,000,000.00	(20,915,811.20)	20,915,811.20	50,000,000.00	-	-	2,011,067,274.63	-	2,011,067,274.63	
M Maintenance & Other Operating Expenses		15,869,319,000.00	-	-	15,869,319,000.00	12,814,156,253.00	(8,902,798,970.00)	8,902,798,970.00	12,814,156,253.00	-	-	-	-	-	
C Capital Outlays		-	-	-	-	-	-	-	-	-	-	-	-	-	
L Local Health Systems Development and Assistant	310201100003000	266,577,000.00	-	-	266,577,000.00	266,577,000.00	(2,712,950.00)	2,712,950.00	266,577,000.00	25,223,209.32	27,667,776.75	82,460,819.82	-	135,351,805.89	
P Personnel Services		10,514,000.00	-	-	10,514,000.00	10,514,000.00	-	-	10,514,000.00	3,373,562.64	5,751,511.54	1,371,910.38	-	10,486,984.56	
M Maintenance & Other Operating Expenses		256,063,000.00	-	-	256,063,000.00	256,063,000.00	(2,712,950.00)	2,712,950.00	256,063,000.00	21,849,646.88	21,916,265.21	81,088,909.44	-	124,854,821.33	
C Capital Outlays		-	-	-	-	-	-	-	-	-	-	-	-	-	
M Maintenance & Other Operating Expenses		-	-	-	-	-	-	-	-	-	-	-	-	-	
C Capital Outlays		-	-	-	-	-	-	-	-	-	-	-	-	-	
P Pharmaceutical Management	310201100004000	500,772,000.00	-	(0.00)	500,772,000.00	416,395,000.00	(59,734,727.55)	59,734,727.55	416,395,000.00	1,942,015.61	4,390,957.78	20,770,229.03	-	27,103,202.42	
P Personnel Services		500,772,000.00	-	(0.00)	500,772,000.00	416,395,000.00	(59,734,727.55)	59,734,727.55	416,395,000.00	-	-	-	-	-	
M Maintenance & Other Operating Expenses		-	-	-	-	-	-	-	-	-	-	-	-	-	
C Capital Outlays		-	-	-	-	-	-	-	-	-	-	-	-	-	
H HEALTH HUMAN RESOURCE SUB-PROGRAM															
H Human Resource for Health (HRH) Deployment	310202100001000	8,570,305,000.00	-	(0.00)	8,570,305,000.00	7,567,584,019.00	(6,565,955,866.94)	6,565,955,866.94	7,567,584,019.00	160,975,559.16	427,739,243.56	2,276,589,497.37	-	2,867,304,300.09	
P Personnel Services		5,138,237,000.00	-	(0.00)	5,138,237,000.00	5,138,237,000.00	(4,975,045,296.48)	4,975,045,296.48	5,138,237,000.00	65,883,379.04	83,335,648.70	1,416,188,169.21	-	1,565,407,196.95	
M Maintenance & Other Operating Expenses		3,432,068,000.00	-	0.00	3,432,068,000.00	2,429,347,019.00	(1,590,910,570.46)	1,590,910,570.46	2,429,347,019.00	95,092,180.12	344,403,594.86	862,401,328.16	-	1,301,897,103.14	
C Capital Outlays		-	-	-	-	-	-	-	-	-	-	-	-	-	
H Human Resources for Health (HRH) and Institute	310202100002000	158,861,000.00	-	-	158,861,000.00	158,861,000.00	(20,737,436.86)	20,737,436.86	158,861,000.00	28,587,980.36	25,460,619.14	32,788,427.25	-	86,787,026.75	
P Personnel Services		31,046,000.00	-	-	31,046,000.00	31,046,000.00	-	-	31,046,000.00	5,204,522.81	8,436,098.70	5,673,708.03	-	19,314,329.54	
M Maintenance & Other Operating Expenses		127,815,000.00	-	-	127,815,000.00	127,815,000.00	(20,737,436.86)	20,737,436.86	127,815,000.00	23,383,457.55	17,024,520.44	27,064,719.22	-	67,472,697.21	
C Capital Outlays		-	-	-	-	-	-	-	-	-	-	-	-	-	
H HEALTH PROMOTION SUB-PROGRAM															
H Health Promotion	310203100001000	292,200,000.00	-	-	292,200,000.00	292,200,000.00	-	-	292,200,000.00	19,386,649.37	34,805,535.57	94,056,877.54	-	148,259,062.48	
P Personnel Services		27,834,000.00	-	-	27,834,000.00	27,834,000.00	-	-	27,834,000.00	3,100,416.08	4,780,812.31	3,375,873.16	-	11,257,101.55	
M Maintenance & Other Operating Expenses		264,366,000.00	-	-	264,366,000.00	264,366,000.00	-	-	264,366,000.00	16,296,233.29	30,024,723.26	90,681,004.38	-	137,001,960.93	
C Capital Outlays		-	-	-	-	-	-	-	-	-	-	-	-	-	
P PUBLIC HEALTH PROGRAM															
P PUBLIC HEALTH MANAGEMENT SUB-PROGRAM															
P Public Health Management	310301100001000	4,037,799,000.00	-	0.00	4,037,799,000.00	4,037,799,000.00	(755,032,405.03)	755,032,405.03	4,037,799,000.00	712,028,179.48	811,611,381.40	943,966,803.96	-	2,467,606,364.84	
P Personnel Services		604,897,000.00	-	-	604,897,000.00	604,897,000.00	-	-	604,897,000.00	137,757,001.72	243,729,771.97	106,231,151.17	-	487,717,924.86	
M Maintenance & Other Operating Expenses		3,432,902,000.00	-	0.00	3,432,902,000.00	3,432,902,000.00	(755,032,405.03)	755,032,405.03	3,432,902,000.00	574,271,177.76	567,881,609.43	837,735,652.79	-	1,979,888,439.98	
C Capital Outlays		-	-	-	-	-	-	-	-	-	-	-	-	-	
C Operation of PNAC Secretariat	310301100002000	8,337,000.00	-	-	8,337,000.00	8,337,000.00	-	-	8,337,000.00	1,450,835.46	3,110,891.40	1,754,262.05	-	6,315,988.91	
P Personnel Services		4,624,000.00	-	-	4,624,000.00	4,624,000.00	-	-	4,624,000.00	906,646.46	1,521,161.49	1,034,098.15	-	3,461,906.10	
M Maintenance & Other Operating Expenses		3,713,000.00	-	-	3,713,000.00	3,713,000.00	-	-	3,713,000.00	544,189.00	1,589,729.91	720,163.90	-	2,854,082.81	
C Capital Outlays		-	-	-	-	-	-	-	-	-	-	-	-	-	
E ENVIRONMENTAL AND OCCUPATIONAL HEALTH SUB-PROGRAM															



PROGRAM/ACTIVITY/PROJECT	PREXC CODE	APPROPRIATION				ALLOTMENTS				TOTAL OBLIGATION					
		Authorized Appropriation	Adjustments (Transfer To/From SARO's Releases for APB and HFEF)	Within Dept.	Adjusted Appropriations	Allotments Received	Adjustments (Withdrawal, Realignment)	(Transfer to)	Transfer from	Adjusted Total Allotments	1st Qtr ending March 31	2nd Qtr ending June 30	3rd Qtr ending Sept. 30	4th Qtr ending Dec. 31	TOTAL (REGULAR FUND)
E Environmental and Occupational Health	310302100001000	31,026,000.00	-	-	31,026,000.00	31,026,000.00	-	(29,999,998.00)	29,999,998.00	31,026,000.00	-	-	2,539,714.00	-	2,539,714.00
P Personnel Services		-	-	-	-	-	-	-	-	-	-	-	-	-	-
M Maintenance & Other Operating Expenses		31,026,000.00	-	-	31,026,000.00	31,026,000.00	-	(29,999,998.00)	29,999,998.00	31,026,000.00	-	-	-	-	-
C Capital Outlays		-	-	-	-	-	-	-	-	-	-	-	-	-	-
N NATIONAL IMMUNIZATION SUB-PROGRAM		-	-	-	-	-	-	-	-	-	-	-	-	-	-
N National Immunization	310303100001000	7,548,889,000.00	-	-	7,548,889,000.00	7,548,889,000.00	-	-	-	7,548,889,000.00	-	-	581,465,154.25	-	6,215,540,557.48
P Personnel Services		-	-	-	-	-	-	-	-	-	-	-	-	-	-
M Maintenance & Other Operating Expenses		7,548,889,000.00	-	-	7,548,889,000.00	7,548,889,000.00	-	-	-	7,548,889,000.00	-	-	581,465,154.25	-	6,215,540,557.48
C Capital Outlays		-	-	-	-	-	-	-	-	-	-	-	-	-	-
F FAMILY HEALTH SUB-PROGRAM		-	-	-	-	-	-	-	-	-	-	-	-	-	-
F Family Health, Nutrition and Responsible Parenting	310304100001000	2,472,022,000.00	-	-	2,472,022,000.00	2,472,022,000.00	-	(295,800,000.00)	295,800,000.00	2,472,022,000.00	-	-	24,028,050.00	-	159,805,030.92
P Personnel Services		-	-	-	-	-	-	-	-	-	-	-	-	-	-
M Maintenance & Other Operating Expenses		2,472,022,000.00	-	-	2,472,022,000.00	2,472,022,000.00	-	(295,800,000.00)	295,800,000.00	2,472,022,000.00	-	-	24,028,050.00	-	159,805,030.92
C Capital Outlays		-	-	-	-	-	-	-	-	-	-	-	-	-	-
E ELIMINATION OF INFECTIOUS DISEASES PROGRAM		-	-	-	-	-	-	-	-	-	-	-	-	-	-
E Elimination of Disease such as Malaria, Schistosomiasis	310305100001000	219,365,000.00	-	-	219,365,000.00	219,365,000.00	-	(29,100,000.00)	29,100,000.00	219,365,000.00	27,202,004.40	8,604,724.00	157,252,858.90	-	193,059,587.30
P Personnel Services		-	-	-	-	-	-	-	-	-	-	-	-	-	-
M Maintenance & Other Operating Expenses		219,365,000.00	-	-	219,365,000.00	219,365,000.00	-	(29,100,000.00)	29,100,000.00	219,365,000.00	27,202,004.40	8,604,724.00	157,252,858.90	-	193,059,587.30
C Capital Outlays		-	-	-	-	-	-	-	-	-	-	-	-	-	-
R Rabies Control	310305100002000	908,360,000.00	-	-	908,360,000.00	908,360,000.00	-	(321,200,000.00)	321,200,000.00	908,360,000.00	-	-	142,219,180.00	-	142,219,180.00
P Personnel Services		-	-	-	-	-	-	-	-	-	-	-	-	-	-
M Maintenance & Other Operating Expenses		908,360,000.00	-	-	908,360,000.00	908,360,000.00	-	(321,200,000.00)	321,200,000.00	908,360,000.00	-	-	142,219,180.00	-	142,219,180.00
C Capital Outlays		-	-	-	-	-	-	-	-	-	-	-	-	-	-
P PREVENTION AND CONTROL OF INFECTIOUS DISEASES SUB-PROGRAM		-	-	-	-	-	-	-	-	-	-	-	-	-	-
P Prevention and Control of Other Infectious Diseases	310306100001000	738,347,000.00	-	-	738,347,000.00	738,347,000.00	-	(91,187,565.00)	91,187,565.00	738,347,000.00	5,951,600.00	265,414,543.10	363,796,881.16	-	633,163,024.26
P Personnel Services		-	-	-	-	-	-	-	-	-	-	-	-	-	-
M Maintenance & Other Operating Expenses		738,347,000.00	-	-	738,347,000.00	738,347,000.00	-	(91,187,565.00)	91,187,565.00	738,347,000.00	5,951,600.00	265,414,543.10	363,796,881.16	-	633,163,024.26
C Capital Outlays		-	-	-	-	-	-	-	-	-	-	-	-	-	-
TB Control	310306100002000	880,129,000.00	-	-	880,129,000.00	880,129,000.00	-	(31,560,055.00)	31,560,055.00	880,129,000.00	-	-	23,849,795.40	-	861,743,062.78
P Personnel Services		-	-	-	-	-	-	-	-	-	-	-	-	-	-
M Maintenance & Other Operating Expenses		880,129,000.00	-	-	880,129,000.00	880,129,000.00	-	(31,560,055.00)	31,560,055.00	880,129,000.00	-	-	23,849,795.40	-	861,743,062.78
C Capital Outlays		-	-	-	-	-	-	-	-	-	-	-	-	-	-
A Assistance to Philippine Tuberculosis	310306100003000	13,557,000.00	-	-	13,557,000.00	13,557,000.00	-	-	-	13,557,000.00	-	-	-	-	-
P Personnel Services		-	-	-	-	-	-	-	-	-	-	-	-	-	-
M Maintenance & Other Operating Expenses		13,557,000.00	-	-	13,557,000.00	13,557,000.00	-	-	-	13,557,000.00	-	-	-	-	-
C Capital Outlays		-	-	-	-	-	-	-	-	-	-	-	-	-	-
N NON COMMUNICABLE DISEASES SUB-PROGRAM		-	-	-	-	-	-	-	-	-	-	-	-	-	-
P Prevention and Control of Non-Communicable Diseases	310307100001000	605,713,000.00	-	-	605,713,000.00	605,713,000.00	-	(235,856,250.00)	235,856,250.00	605,713,000.00	-	-	56,204,093.00	-	231,297,943.91
P Personnel Services		-	-	-	-	-	-	-	-	-	-	-	-	-	-
M Maintenance & Other Operating Expenses		605,713,000.00	-	-	605,713,000.00	605,713,000.00	-	(235,856,250.00)	235,856,250.00	605,713,000.00	-	-	56,204,093.00	-	231,297,943.91
C Capital Outlays		-	-	-	-	-	-	-	-	-	-	-	-	-	-
E EPIDEMIOLOGY AND SURVEILLANCE PROGRAM		-	-	-	-	-	-	-	-	-	-	-	-	-	-
E Epidemiology and Surveillance	310400100001000	262,997,000.00	-	-	262,997,000.00	262,997,000.00	-	(23,769,244.00)	23,769,244.00	262,997,000.00	21,243,963.15	47,508,657.91	84,797,983.33	-	153,550,614.39
P Personnel Services		-	-	-	-	-	-	-	-	-	-	-	-	-	-
M Maintenance & Other Operating Expenses		262,997,000.00	-	-	262,997,000.00	262,997,000.00	-	(23,769,244.00)	23,769,244.00	262,997,000.00	21,243,963.15	47,508,657.91	84,797,983.33	-	153,550,614.39
C Capital Outlays		-	-	-	-	-	-	-	-	-	-	-	-	-	-
		15,678,000.00	-	-	15,678,000.00	15,678,000.00	-	-	-	15,678,000.00	4,130,142.95	6,812,428.09	4,701,490.35	-	15,644,061.39

PROGRAM/ACTIVITY/PROJECT	PREXC CODE	APPROPRIATION				ALLOTMENTS				TOTAL OBLIGATION					
		Authorized Appropriation	Adjustments (Transfer To/From SARO's Releases for APB and HFEF)	Within Dept.	Adjusted Appropriations	Allotments Received	Adjustments (Withdrawal, Realignment)	(Transfer to)	Transfer from	Adjusted Total Allotments	1st Qtr ending March 31	2nd Qtr ending June 30	3rd Qtr ending Sept. 30	4th Qtr ending Dec. 31	TOTAL (REGULAR FUND)
M Maintenance & Other Operating Expenses		247,319,000.00	-	-	247,319,000.00	247,319,000.00	-	-	247,319,000.00	-	17,113,820.20	40,686,229.82	80,066,502.98	-	137,906,553.00
C Capital Outlays		-	-	-	-	-	(23,789,244.00)	23,789,244.00	-	-	-	-	-	-	-
H HEALTH EMERGENCY MANAGEMENT PROGRAM		-	-	-	-	-	-	-	-	-	-	-	-	-	-
H-Health Emergency Preparedness and Response	310500100001000	270,715,000.00	-	-	270,715,000.00	270,715,000.00	-	-	270,715,000.00	-	-	-	-	-	-
P Personnel Services		7,680,000.00	-	-	7,680,000.00	7,680,000.00	(67,085,000.00)	67,085,000.00	7,680,000.00	-	22,455,390.49	38,641,402.67	74,422,996.55	-	135,519,799.71
M Maintenance & Other Operating Expenses		263,035,000.00	-	-	263,035,000.00	263,035,000.00	(67,085,000.00)	67,085,000.00	263,035,000.00	-	4,671,848.90	3,008,151.10	-	7,680,000.00	
C Capital Outlays		-	-	-	-	-	-	-	-	-	17,783,541.59	35,633,251.57	74,422,996.55	-	127,839,789.71
O Quick Response Fund	310500100002000	500,000,000.00	-	(0.00)	500,000,000.00	500,000,000.00	(172,485,587.72)	172,485,587.72	500,000,000.00	-	-	-	-	-	-
P Personnel Services		200,000,000.00	-	(0.00)	200,000,000.00	200,000,000.00	(115,182,554.82)	115,182,554.82	200,000,000.00	-	-	-	-	-	-
M Maintenance & Other Operating Expenses		300,000,000.00	-	(0.00)	300,000,000.00	300,000,000.00	(57,313,033.10)	57,313,033.10	300,000,000.00	-	-	-	-	-	-
C Capital Outlays		-	-	-	-	-	-	-	-	-	-	-	-	-	-
S SUB-TOTAL, 00 : ACCESS TO PROMOTIVE AND PREVENTIVE HE		44,621,414,000.00	-	0.00	44,621,414,000.00	40,419,153,272.00	(17,730,369,840.30)	17,730,369,840.30	40,419,153,272.00	-	1,060,650,936.97	2,453,911,094.22	13,814,705,073.96	-	17,329,267,105.15
P PREXC 00 : ACCESS TO CURATIVE AND REHABILITATIVE HEALTH CARE SERVICES IMPROVED		-	-	-	-	-	-	-	-	-	-	-	-	-	-
H HEALTH FACILITIES OPERATION PROGRAM		-	-	-	-	-	-	-	-	-	-	-	-	-	-
C CURATIVE HEALTH CARE SUB-PROGRAM		-	-	-	-	-	-	-	-	-	-	-	-	-	-
O Operation of Blood Centers and National Voluntary	320101100001000	529,916,000.00	-	-	529,916,000.00	529,916,000.00	(202,393,395.62)	202,393,395.62	529,916,000.00	-	20,467,671.41	131,250,838.32	59,368,912.60	-	211,087,422.33
P Personnel Services		6,923,000.00	-	-	6,923,000.00	6,923,000.00	-	-	6,923,000.00	-	561,712.26	902,400.42	653,215.92	-	2,117,328.50
M Maintenance & Other Operating Expenses		522,993,000.00	-	-	522,993,000.00	522,993,000.00	(202,393,395.62)	202,393,395.62	522,993,000.00	-	19,905,958.15	130,348,437.90	58,715,686.78	-	208,970,093.83
C Capital Outlays		-	-	-	-	-	-	-	-	-	-	-	-	-	-
O Operation of DOH Hospitals in Metro Manila (MM)	320101100002000	8,582,528,000.00	-	-	8,582,528,000.00	8,582,528,000.00	-	-	8,582,528,000.00	-	2,039,479,295.35	3,018,561,133.77	2,100,093,548.74	-	7,158,133,977.86
P Personnel Services		7,308,767,000.00	-	-	7,308,767,000.00	7,308,767,000.00	-	-	7,308,767,000.00	-	1,730,966,684.05	2,670,902,512.31	1,941,291,873.92	-	6,349,161,070.28
M Maintenance & Other Operating Expenses		1,253,761,000.00	-	-	1,253,761,000.00	1,253,761,000.00	-	-	1,253,761,000.00	-	308,512,611.30	347,658,621.46	152,801,674.82	-	808,972,907.58
C Capital Outlays		20,000,000.00	-	-	20,000,000.00	20,000,000.00	-	-	20,000,000.00	-	-	-	-	-	-
O Operation of DOH Regional Hospitals and Other H	320101100003000	21,841,110,000.00	-	-	21,841,110,000.00	21,807,610,000.00	-	-	21,807,610,000.00	-	4,855,552,154.53	7,258,510,492.68	5,132,519,850.60	-	17,246,582,497.81
P Personnel Services		19,309,499,000.00	-	-	19,309,499,000.00	19,309,499,000.00	-	-	19,309,499,000.00	-	4,327,621,028.29	6,610,222,501.45	4,479,921,613.91	-	15,417,765,143.65
M Maintenance & Other Operating Expenses		2,511,611,000.00	-	-	2,511,611,000.00	2,478,111,000.00	-	-	2,478,111,000.00	-	527,931,126.24	648,287,991.23	652,596,236.69	-	1,828,817,354.16
C Capital Outlays		20,000,000.00	-	-	20,000,000.00	20,000,000.00	-	-	20,000,000.00	-	-	-	-	-	-
O Operation of National Reference Laboratories	320101100004000	307,217,000.00	-	-	307,217,000.00	307,217,000.00	(8,000,000.00)	8,000,000.00	307,217,000.00	-	-	-	-	-	-
P Personnel Services		307,217,000.00	-	-	307,217,000.00	307,217,000.00	-	-	307,217,000.00	-	-	-	-	-	-
M Maintenance & Other Operating Expenses		-	-	-	-	-	-	-	-	-	-	-	-	-	-
C Capital Outlays		307,217,000.00	-	-	307,217,000.00	307,217,000.00	-	-	307,217,000.00	-	28,092,308.89	54,704,938.63	51,506,597.70	-	134,303,845.22
R REHABILITATIVE HEALTH CARE SUB-PROGRAM		-	-	-	-	-	-	-	-	-	-	-	-	-	-
O Operation of Dangerous Drug Abuse Treatment at	320102100001000	1,235,314,000.00	-	-	1,235,314,000.00	1,206,314,000.00	-	-	1,206,314,000.00	-	209,352,949.90	239,718,688.66	286,683,689.66	-	755,755,328.22
P Personnel Services		573,076,000.00	-	-	573,076,000.00	544,076,000.00	(232,042,327.50)	232,042,327.50	544,076,000.00	-	128,141,252.86	178,517,553.60	136,912,727.27	-	443,571,533.73
M Maintenance & Other Operating Expenses		653,542,000.00	-	-	653,542,000.00	653,542,000.00	-	-	653,542,000.00	-	81,211,697.04	61,201,135.06	149,544,574.39	-	291,957,406.49
C Capital Outlays		8,696,000.00	-	-	8,696,000.00	8,696,000.00	(442,435,723.12)	442,435,723.12	8,696,000.00	-	-	-	-	-	-
S SUB-TOTAL, 00 : ACCESS TO CURATIVE AND REHABILITATIVE HE		32,496,085,000.00	-	-	32,496,085,000.00	32,433,585,000.00	(442,435,723.12)	442,435,723.12	32,433,585,000.00	-	7,152,944,380.08	10,702,746,092.06	7,630,172,599.30	-	25,485,863,071.44
P PREXC 00 : ACCESS TO SAFE AND QUALITY HEALTH COMMODITIES, DEVICES AND FACILITIES ENSURED		-	-	-	-	-	-	-	-	-	-	-	-	-	-
H HEALTH REGULATORY PROGRAM		-	-	-	-	-	-	-	-	-	-	-	-	-	-
H HEALTH FACILITIES AND SERVICES REGULATION SUB-PROGRAM		-	-	-	-	-	-	-	-	-	-	-	-	-	-
R Regulations of Health Facilities and Services	330101100001000	82,690,000.00	-	-	82,690,000.00	82,690,000.00	(5,035,000.00)	5,035,000.00	82,690,000.00	-	11,627,148.29	18,271,391.85	19,944,638.38	-	50,043,178.52
P Personnel Services		52,799,000.00	-	-	52,799,000.00	52,799,000.00	-	-	52,799,000.00	-	9,286,577.66	14,893,087.29	10,316,740.79	-	34,496,405.74
M Maintenance & Other Operating Expenses		29,891,000.00	-	-	29,891,000.00	29,891,000.00	(5,035,000.00)	5,035,000.00	29,891,000.00	-	2,540,570.63	3,378,304.56	9,627,897.59	-	15,546,772.78
C Capital Outlays		-	-	-	-	-	-	-	-	-	-	-	-	-	-



PROGRAM/ACTIVITY/PROJECT	PREXC CODE	APPROPRIATION				ALLOTMENTS				TOTAL OBLIGATION				
		Authorized Appropriation	Adjustments (Transfer To/From SARO's Releases for APB and HEEP)	Within Dept.	Adjusted Appropriations	Allotments Received	Adjustments (Withdrawal, Realignment)	(Transfer to)	Transfer from	Adjusted Total Allotments	1st Qtr ending March 31	2nd Qtr ending June 30	3rd Qtr ending Sept. 30	4th Qtr ending Dec. 31
R Regulation of Regional Health Facilities and Service	330101100002000	262,268,000.00	-	-	262,268,000.00	262,268,000.00	-	-	262,268,000.00	53,445,584.44	76,349,508.09	61,985,082.78	-	191,780,155.31
P Personnel Services		177,296,000.00	-	-	177,296,000.00	177,296,000.00	-	-	177,296,000.00	36,630,648.72	54,981,465.06	35,301,585.27	-	126,913,699.05
M Maintenance & Other Operating Expenses		84,972,000.00	-	-	84,972,000.00	84,972,000.00	-	-	84,972,000.00	16,814,935.72	21,368,043.03	26,683,477.51	-	64,866,456.26
C Capital Outlays		-	-	-	-	-	-	-	-	-	-	-	-	-
C CONSUMER HEALTH AND WELFARE SUB-PROGRAM		-	-	-	-	-	-	-	-	-	-	-	-	-
R Regulation of Health Products and Establishment	330102100007000	319,045,000.00	-	-	319,045,000.00	319,045,000.00	-	-	319,045,000.00	92,079,553.61	131,975,997.90	49,039,219.19	-	273,094,810.70
P Personnel Services		319,045,000.00	-	-	319,045,000.00	319,045,000.00	-	-	319,045,000.00	92,079,553.61	131,975,997.90	49,039,219.19	-	273,094,810.70
M Maintenance & Other Operating Expenses		-	-	-	-	-	-	-	-	-	-	-	-	-
C Capital Outlays		-	-	-	-	-	-	-	-	-	-	-	-	-
R ROUTINE QUARANTINE SERVICES SUB-PROG	330103000000000	-	-	-	-	-	-	-	-	-	-	-	-	-
P Provision of Quarantine Services and International	330103100001000	152,581,000.00	-	-	152,581,000.00	152,581,000.00	-	-	152,581,000.00	40,280,460.58	42,630,023.30	36,901,741.14	-	119,792,225.02
P Personnel Services		152,581,000.00	-	-	152,581,000.00	152,581,000.00	-	-	152,581,000.00	40,280,460.58	42,630,023.30	36,901,741.14	-	119,792,225.02
M Maintenance & Other Operating Expenses		-	-	-	-	-	-	-	-	-	-	-	-	-
C Capital Outlays		-	-	-	-	-	-	-	-	-	-	-	-	-
S SUB-TOTAL, 00: ACCESS TO SAFE AND QUALITY HEALTH COMM		816,584,000.00	-	-	816,584,000.00	816,584,000.00	(5,035,000.00)	5,035,000.00	816,584,000.00	197,612,786.92	269,226,921.14	167,870,861.49	-	634,710,369.55
P PREXC 00: ACCESS TO SOCIAL HEALTH PROTECTION ASSURED		-	-	-	-	-	-	-	-	-	-	-	-	-
S SOCIAL HEALTH PROTECTION PROGRAM		-	-	-	-	-	-	-	-	-	-	-	-	-
P PROJECTS		-	-	-	-	-	-	-	-	-	-	-	-	-
L LOCALLY - FUNDED PROJECTS		-	-	-	-	-	-	-	-	-	-	-	-	-
A Assistance to Indigent Patients either confined or	340100100001000	9,381,810,000.00	-	0.00	9,381,810,000.00	9,381,810,000.00	(4,147,800,400.86)	4,147,800,400.86	9,381,810,000.00	882,496,137.64	79,621,491.38	2,851,292,138.28	-	3,813,409,767.30
P Personnel Services		9,381,810,000.00	-	0.00	9,381,810,000.00	9,381,810,000.00	(4,147,800,400.86)	4,147,800,400.86	9,381,810,000.00	882,496,137.64	79,621,491.38	2,851,292,138.28	-	3,813,409,767.30
M Maintenance & Other Operating Expenses		-	-	0.00	-	-	-	-	-	-	-	-	-	-
C Capital Outlays		-	-	-	-	-	-	-	-	-	-	-	-	-
S SUB-TOTAL, 00: ACCESS TO SOCIAL HEALTH PROTECTION ASSU		9,381,810,000.00	-	0.00	9,381,810,000.00	9,381,810,000.00	(4,147,800,400.86)	4,147,800,400.86	9,381,810,000.00	882,496,137.64	79,621,491.38	2,851,292,138.28	-	3,813,409,767.30
T TOTAL, OPERATIONS		87,315,893,000.00	-	0.00	87,315,893,000.00	83,051,132,272.00	(22,325,640,984.28)	22,325,640,984.28	83,051,132,272.00	9,293,704,241.61	13,505,505,598.80	24,464,040,473.03	-	47,263,250,313.44
TOTAL NEW APPROPRIATIONS		57,653,633,000.00	2,020,720,160.00	0.00	59,674,353,160.00	69,477,265,575.00	(22,325,640,984.28)	22,325,640,984.28	69,477,265,575.00	9,719,490,744.20	14,438,771,328.18	25,594,127,963.86	-	49,742,289,434.24
RES		42,635,680,000.00	2,020,720,160.00	(6.00)	44,656,396,160.00	57,895,343,303.00	(14,975,045,296.49)	14,975,045,296.49	57,895,343,303.00	6,498,026,885.87	10,500,348,035.47	9,127,567,430.58	-	26,613,980,752.73
UNCOE		37,996,847,600.00	-	0.00	37,996,847,600.00	36,816,249,019.00	(8,450,716,271.46)	8,450,716,271.46	36,816,249,019.00	2,809,817,683.46	3,549,809,172.77	14,383,742,877.38	-	20,723,369,734.29
CO		16,620,826,000.00	-	-	16,620,826,000.00	13,765,653,253.00	(5,985,808,003.10)	5,985,808,003.10	13,765,653,253.00	3,828,124.88	308,616,117.64	2,092,807,155.28	-	2,405,549,447.80
III. AUTOMATIC APPROPRIATION		-	-	-	-	-	-	-	-	-	-	-	-	-
R Retirement and Life Insurance Premium		2,526,529,000.00	-	-	2,526,529,000.00	2,526,529,000.00	-	-	2,526,529,000.00	666,980,579.00	712,173,648.02	793,130,188.19	-	2,071,020,722.07
P Personnel Services		2,526,529,000.00	-	-	2,526,529,000.00	2,526,529,000.00	-	-	2,526,529,000.00	666,980,579.00	712,173,648.02	793,130,188.19	-	2,071,020,722.07
M Maintenance & Other Operating Expenses		-	-	-	-	-	-	-	-	-	-	-	-	-
C Capital Outlays		-	-	-	-	-	-	-	-	-	-	-	-	-
C Custom and Duties and Taxes	01104105	-	-	-	-	-	-	-	-	-	-	-	-	-
P Personnel Services		-	-	-	-	-	-	-	-	-	-	-	-	-
M Maintenance & Other Operating Expenses		-	-	-	-	-	-	-	-	-	-	-	-	-
C Capital Outlays		-	-	-	-	-	-	-	-	-	-	-	-	-
F Franchise Tax	03104347	29,420,000.00	-	-	29,420,000.00	29,420,000.00	-	-	29,420,000.00	-	49,162,411.09	-	-	143,141,758.21
P Personnel Services		29,420,000.00	-	-	29,420,000.00	29,420,000.00	-	-	29,420,000.00	-	49,162,411.09	-	-	143,141,758.21
M Maintenance & Other Operating Expenses		-	-	-	-	-	-	-	-	-	-	-	-	-
C Capital Outlays		-	-	-	-	-	-	-	-	-	-	-	-	-
D Illegal Drugs		-	-	-	-	-	-	-	-	-	-	-	-	-
P Personnel Services		-	-	-	-	-	-	-	-	-	-	-	-	-



PROGRAM/ACTIVITY/PROJECT	PREXC CODE	APPROPRIATION				ALLOTMENTS				TOTAL OBLIGATION					
		Authorized Appropriation	Adjustments (Transfer To/From SARO's Releases for APB and HFEF)	Within Dept.	Adjusted Appropriations	Allotments Received	Adjustments (Withdrawal, Realignment)	(Transfer to)	Transfer from	Adjusted Total Allotments	1st Qtr ending March 31	2nd Qtr ending June 30	3rd Qtr ending Sept. 30	4th Qtr ending Dec. 31	TOTAL (REGULAR FUND)
M Maintenance & Other Operating Expenses		-	-	-	-	-	-	-	-	-	-	-	-	-	-
C Capital Outlays		-	-	-	-	-	-	-	-	-	-	-	-	-	-
R Regulation of Health Establishments and Prod	03104348	-	-	-	-	-	-	-	-	-	-	-	-	-	-
P Personnel Services		-	-	-	-	-	-	-	-	-	-	-	-	-	-
M Maintenance & Other Operating Expenses		-	-	-	-	-	-	-	-	-	-	-	-	-	-
C Capital Outlays		-	-	-	-	-	-	-	-	-	-	-	-	-	-
P Provision of Quarantine Services and Internat	03104349	-	-	-	-	-	-	-	-	-	-	-	-	-	-
P Personnel Services		-	-	-	-	-	-	-	-	-	-	-	-	-	-
M Maintenance & Other Operating Expenses		-	-	-	-	-	-	-	-	-	-	-	-	-	-
C Capital Outlays		-	-	-	-	-	-	-	-	-	-	-	-	-	-
H Health Sector Policy Support Program - Phase	01104159	-	-	-	-	-	-	-	-	-	-	-	-	-	-
P Personnel Services		-	-	-	-	-	-	-	-	-	-	-	-	-	-
M Maintenance & Other Operating Expenses		-	-	-	-	-	-	-	-	-	-	-	-	-	-
C Capital Outlays		-	-	-	-	-	-	-	-	-	-	-	-	-	-
S SUB-TOTAL AUTOMATIC APPROPRIATION		2,552,349,600.00	-	1,692,446,939.00	4,244,796,539.00	2,526,529,000.00	1,692,446,939.00	399,663,923.09	4,218,975,939.00	644,620,983.05	899,643,035.30	694,944,641.95	-	2,479,408,587.30	
M WDOE		2,526,529,000.00	-	656,960,579.00	3,183,509,579.00	2,526,529,000.00	656,960,579.00	399,663,923.09	3,183,509,579.00	565,716,685.85	712,173,648.02	793,120,188.19	-	2,071,020,722.07	
C CO		29,420,000.00	-	941,697,760.00	971,117,760.00	-	941,697,760.00	-	941,697,760.00	79,904,297.19	187,469,387.28	141,814,453.76	-	408,387,845.23	
III SPECIAL PURPOSE FUND		-	-	-	-	-	-	-	-	-	-	-	-	-	-
P Pension and Gratuity Fund	01101407	-	-	-	-	-	-	-	-	-	-	-	-	-	-
P Personnel Services		-	-	-	-	-	-	-	-	-	-	-	-	-	-
M Maintenance & Other Operating Expenses		-	-	-	-	-	-	-	-	-	-	-	-	-	-
C Capital Outlays		-	-	-	-	-	-	-	-	-	-	-	-	-	-
M Miscellaneous Personnel Benefits Fund	01101406	-	-	-	-	-	-	-	-	-	-	-	-	-	-
P Personnel Services		-	-	-	-	-	-	-	-	-	-	-	-	-	-
M Maintenance & Other Operating Expenses		-	-	-	-	-	-	-	-	-	-	-	-	-	-
C Capital Outlays		-	-	-	-	-	-	-	-	-	-	-	-	-	-
M Maintenance & Other Operating Expenses		-	-	-	-	-	-	-	-	-	-	-	-	-	-
C Capital Outlays		-	-	-	-	-	-	-	-	-	-	-	-	-	-
P Personnel Services		-	-	-	-	-	-	-	-	-	-	-	-	-	-
M Maintenance & Other Operating Expenses		-	-	-	-	-	-	-	-	-	-	-	-	-	-
C Capital Outlays		-	-	-	-	-	-	-	-	-	-	-	-	-	-
E Government Fund		-	-	-	-	-	-	-	-	-	-	-	-	-	-
P Personnel Services		-	-	-	-	-	-	-	-	-	-	-	-	-	-
M Maintenance & Other Operating Expenses		-	-	-	-	-	-	-	-	-	-	-	-	-	-
C Capital Outlays		-	-	-	-	-	-	-	-	-	-	-	-	-	-
C Contingent Fund	01102402	-	-	-	-	-	-	-	-	-	-	-	-	-	-
P Personnel Services		-	-	-	-	-	-	-	-	-	-	-	-	-	-
M Maintenance & Other Operating Expenses		-	-	-	-	-	-	-	-	-	-	-	-	-	-
C Capital Outlays		-	-	-	-	-	-	-	-	-	-	-	-	-	-
M Maintenance & Other Operating Expenses		-	-	-	-	-	-	-	-	-	-	-	-	-	-
C Capital Outlays		-	-	-	-	-	-	-	-	-	-	-	-	-	-
C Calamity Funds	01101401	-	-	-	-	-	-	-	-	-	-	-	-	-	-
P Personnel Services		-	-	-	-	-	-	-	-	-	-	-	-	-	-
M Maintenance & Other Operating Expenses		-	-	-	-	-	-	-	-	-	-	-	-	-	-
C Capital Outlays		-	-	-	-	-	-	-	-	-	-	-	-	-	-
M Maintenance & Other Operating Expenses		-	-	-	-	-	-	-	-	-	-	-	-	-	-
C Capital Outlays		-	-	-	-	-	-	-	-	-	-	-	-	-	-
SUB-TOTAL SPECIAL PURPOSE		2,376,348,788.64	-	2,318,546,788.64	4,694,895,577.28	2,376,348,788.64	2,318,546,788.64	1,256,858.00	4,694,895,577.28	1,256,858.00	2,376,348,788.64	73,365,232.36	-	479,954,895.85	
TOTAL		4,928,698,388.64	-	6,063,343,327.64	9,390,000,000.00	4,928,698,388.64	6,063,343,327.64	1,256,858.00	9,390,000,000.00	1,256,858.00	6,063,343,327.64	73,365,232.36	-	744,709,042.57	



PROGRAM/ACTIVITY/PROJECT	PREXC CODE	APPROPRIATION				ALLOTMENTS				TOTAL OBLIGATION					
		Authorized Appropriation	Adjustments (Transfer To/From SARO's Releases for APB and HPEP)	Within Dept.	Adjusted Appropriations	Allotments Received	Adjustments (Withdrawal, Realignment)	(Transfer to)	Transfer from	Adjusted Total Allotments	1st Qtr ending March 31	2nd Qtr ending June 30	3rd Qtr ending Sept. 30	4th Qtr ending Dec. 31	TOTAL (REGULAR FUND)
GRAND TOTAL (CURRENT YEAR 2019)		100,299,582,000.00	2,020,720,160.00	4,010,993,707.64	106,241,295,867.64	91,003,794,576.00	4,010,993,707.64	(22,774,482,352.13)	22,774,482,352.13	95,014,785,282.64	10,437,656,859.81	15,533,800,286.24	26,995,026,896.36	-	52,966,484,044.21
PS		45,362,489,000.00	2,020,720,160.00	2,980,498,556.64	50,383,707,716.64	40,421,892,303.00	2,980,498,556.64	(5,374,966,077.57)	5,374,966,077.57	43,402,380,859.64	7,545,109,004.89	11,487,905,608.25	10,391,644,113.33	-	29,424,658,726.47
MOOE		38,026,287,000.00	-	946,726,551.00	38,972,993,551.00	36,816,249,019.00	946,726,551.00	(8,430,718,271.46)	8,430,718,271.46	37,762,975,570.00	2,888,921,880.64	3,737,278,560.05	14,510,575,629.74	-	21,136,775,870.43
CO		16,820,826,000.00	-	83,768,600.00	16,904,594,600.00	13,765,663,263.00	83,768,600.00	(6,968,808,003.10)	8,968,808,003.10	13,849,431,863.00	3,626,174.08	308,616,117.94	2,092,807,155.29	-	2,405,049,447.31
II. CONTINUING APPROPRIATIONS															
A. PROGRAMS															
I. GENERAL ADMINISTRATION AND SUPPORT															
General Management and Supervision	100000100001000	16,351,299.07	-	-	16,351,299.07	16,351,299.07	-	-	-	16,351,299.07	5,063,729.49	4,539,191.39	79,192.09	-	9,682,112.97
Personnel Services		-	-	-	-	-	-	-	-	-	-	-	-	-	-
Maintenance & Other Operating Expenses		-	-	-	-	-	-	-	-	-	-	-	-	-	-
Capital Outlays		-	-	-	-	-	-	-	-	-	-	-	-	-	-
Administration of Personnel Benefits	100000100002000	-	-	-	-	-	-	-	-	-	-	-	-	-	-
Personnel Services		-	-	-	-	-	-	-	-	-	-	-	-	-	-
Maintenance & Other Operating Expenses		-	-	-	-	-	-	-	-	-	-	-	-	-	-
Capital Outlays		-	-	-	-	-	-	-	-	-	-	-	-	-	-
TOTAL, GASS		16,351,299.07	-	-	16,351,299.07	16,351,299.07	-	-	-	16,351,299.07	5,063,729.49	4,539,191.39	79,192.09	-	9,682,112.97
II. SUPPORT TO OPERATIONS															
Health Information Technology	200000100001000	159,381,573.70	-	-	159,381,573.70	159,381,573.70	-	(594,000.00)	594,000.00	159,381,573.70	1,205,611.22	7,595,333.63	5,668,305.53	-	14,468,250.38
Personnel Services		-	-	-	-	-	-	-	-	-	-	-	-	-	-
Maintenance & Other Operating Expenses		67,354,605.53	-	-	67,354,605.53	67,354,605.53	-	(594,000.00)	594,000.00	67,354,605.53	987,922.72	2,116,994.69	605,870.38	-	3,710,787.77
Capital Outlays		92,026,968.17	-	-	92,026,968.17	92,026,968.17	-	-	-	92,026,968.17	217,688.50	5,478,338.94	5,062,435.17	-	10,788,462.61
Operations of Regional Offices	200000100002000	9,011,284.00	-	-	9,011,284.00	9,011,284.00	-	-	-	9,011,284.00	1,558,417.71	2,877,795.91	2,210,651.28	-	6,646,864.90
Personnel Services		-	-	-	-	-	-	-	-	-	-	-	-	-	-
Maintenance & Other Operating Expenses		9,011,284.00	-	-	9,011,284.00	9,011,284.00	-	-	-	9,011,284.00	1,558,417.71	2,877,795.91	2,210,651.28	-	6,646,864.90
Capital Outlays		-	-	-	-	-	-	-	-	-	-	-	-	-	-
TOTAL, STO		168,392,857.70	-	-	168,392,857.70	168,392,857.70	-	(594,000.00)	594,000.00	168,392,857.70	2,764,028.93	10,473,129.54	7,878,956.81	-	21,116,115.28
III. OPERATIONS															
ACCESS TO PROMOTIVE AND PREVENTIVE HEALTH CARE SERVICES IMPROVED															
HEALTH POLICY AND STANDARDS DEVELOPMENT PROGRAM															
International Health Policy Development and Coop	310100100001000	6,287,615.57	-	-	6,287,615.57	6,287,615.57	-	(2,600,000.00)	2,600,000.00	6,287,615.57	342,801.74	2,473,642.33	479,418.29	-	3,295,862.36
Personnel Services		-	-	-	-	-	-	-	-	-	-	-	-	-	-
Maintenance & Other Operating Expenses		6,287,615.57	-	-	6,287,615.57	6,287,615.57	-	(2,600,000.00)	2,600,000.00	6,287,615.57	342,801.74	2,473,642.33	479,418.29	-	3,295,862.36
Capital Outlays		-	-	-	-	-	-	-	-	-	-	-	-	-	-
Health Sector Policy and Plan Development	310100100002000	948,237.89	-	-	948,237.89	948,237.89	-	-	-	948,237.89	268,363.72	14,699.56	424,500.00	-	707,563.28
Personnel Services		-	-	-	-	-	-	-	-	-	-	-	-	-	-
Maintenance & Other Operating Expenses		948,237.89	-	-	948,237.89	948,237.89	-	-	-	948,237.89	268,363.72	14,699.56	424,500.00	-	707,563.28
Capital Outlays		-	-	-	-	-	-	-	-	-	-	-	-	-	-
Health Sector Research Development	310100100003000	2,775,917.28	-	-	2,775,917.28	2,775,917.28	-	-	-	2,775,917.28	121,377.38	550,751.74	602,820.00	-	1,274,949.12
Personnel Services		-	-	-	-	-	-	-	-	-	-	-	-	-	-
Maintenance & Other Operating Expenses		2,775,917.28	-	-	2,775,917.28	2,775,917.28	-	-	-	2,775,917.28	121,377.38	550,751.74	602,820.00	-	1,274,949.12
Capital Outlays		-	-	-	-	-	-	-	-	-	-	-	-	-	-
TOTAL, STO		2,775,917.28	-	-	2,775,917.28	2,775,917.28	-	-	-	2,775,917.28	121,377.38	550,751.74	602,820.00	-	1,274,949.12



PROGRAM/ACTIVITY/PROJECT	PREXC CODE	APPROPRIATION				ALLOTMENTS				TOTAL OBLIGATION					
		Authorized Appropriation	Adjustments (Transfer To/From SAROs Releases for APB and HFEF)	Within Dept.	Adjusted Appropriations	Allotments Received	Adjustments (Withdrawal, Realignment)	(Transfer to)	Transfer from	Adjusted Total Allotments	1st Qtr ending March 31	2nd Qtr ending June 30	3rd Qtr ending Sept. 30	4th Qtr ending Dec. 31	TOTAL (REGULAR FUND)
C Capital Outlays															
H HEALTH SYSTEMS STRENGTHENING PROGRAM															
S SERVICE DELIVERY SUB-PROGRAM															
H Health Facility Policy and Plan Development	310201100001000	23,660,085.03			23,660,085.03	23,660,085.03				23,660,085.03	10,777,896.03	1,561,975.80	4,109,737.24		16,449,609.07
P Personnel Services															
M Maintenance & Other Operating Expenses		23,660,085.03			23,660,085.03	23,660,085.03				23,660,085.03	10,777,896.03	1,561,975.80	4,109,737.24		16,449,609.07
C Capital Outlays															
H Health Facilities Enhancement Program	310201100002000	2,109,753,359.26			2,109,753,359.26	2,109,574,064.26				2,109,574,064.26	110,159,687.95	252,471,525.91	296,611,955.09		659,243,168.95
P Personnel Services															
M Maintenance & Other Operating Expenses		2,109,753,359.26			2,109,753,359.26	2,109,574,064.26				2,109,574,064.26	110,159,687.95	252,471,525.91	296,611,955.09		659,243,168.95
C Capital Outlays															
L Local Health Systems Development and Assisting	310201100003000	37,762,263.40			37,762,263.40	37,762,263.40				37,762,263.40	13,134,110.33	7,662,399.00	7,498,363.84		28,294,873.17
P Personnel Services															
M Maintenance & Other Operating Expenses		37,762,263.40			37,762,263.40	37,762,263.40				37,762,263.40	13,134,110.33	7,662,399.00	7,498,363.84		28,294,873.17
C Capital Outlays															
P Pharmaceutical Management	310201100004000	20,585,002.86			20,585,002.86	20,585,002.86				20,585,002.86	1,341,522.81	1,164,261.79	753,498.35		3,259,282.95
M Maintenance & Other Operating Expenses		20,585,002.86			20,585,002.86	20,585,002.86				20,585,002.86	1,341,522.81	1,164,261.79	753,498.35		3,259,282.95
C Capital Outlays															
H HEALTH HUMAN RESOURCE SUB-PROGRAM															
H Human Resource for Health (HRH) Deployment	310202100001000	219,242,462.72			219,242,462.72	219,242,462.72				219,242,462.72	130,110,651.01	70,769,045.01	6,958,270.15		207,837,966.17
P Personnel Services															
M Maintenance & Other Operating Expenses		219,242,462.72			219,242,462.72	219,242,462.72				219,242,462.72	130,110,651.01	70,769,045.01	6,958,270.15		207,837,966.17
C Capital Outlays															
H Human Resources for Health (HRH) and Instructors	310202100002000	20,236,096.66			20,236,096.66	20,236,096.66				20,236,096.66	4,665,904.95	5,274,618.07	2,171,314.06		12,111,837.08
P Personnel Services															
M Maintenance & Other Operating Expenses		20,236,096.66			20,236,096.66	20,236,096.66				20,236,096.66	4,665,904.95	5,274,618.07	2,171,314.06		12,111,837.08
C Capital Outlays															
H HEALTH PROMOTION SUB-PROGRAM															
H Health Promotion	310203100001000	49,584,580.14			49,584,580.14	49,584,580.14				49,584,580.14	1,716,636.46	13,596,266.86	953,517.00		16,266,420.32
P Personnel Services															
M Maintenance & Other Operating Expenses		49,584,580.14			49,584,580.14	49,584,580.14				49,584,580.14	1,716,636.46	13,596,266.86	953,517.00		16,266,420.32
C Capital Outlays															
P PUBLIC HEALTH PROGRAM															
P PUBLIC HEALTH MANAGEMENT SUB-PROGRAM															
P Public Health Management	310301100001000	251,603,357.87			251,603,357.87	251,603,357.87				251,603,357.87	39,609,755.77	53,276,147.23	40,324,540.70		133,210,443.70
P Personnel Services															
M Maintenance & Other Operating Expenses		251,603,357.87			251,603,357.87	251,603,357.87				251,603,357.87	39,609,755.77	53,276,147.23	40,324,540.70		133,210,443.70
C Capital Outlays															
O Operation of PNAC Secretariat	310301100002000	179,539.61			179,539.61	179,539.61				179,539.61	92,276.74				92,276.74
P Personnel Services															
M Maintenance & Other Operating Expenses		179,539.61			179,539.61	179,539.61				179,539.61	92,276.74				92,276.74
C Capital Outlays															

PROGRAM/ACTIVITY/PROJECT	PREXC CODE	APPROPRIATION				ALLOTMENTS				TOTAL OBLIGATION					
		Authorized Appropriation	Adjustments (Transfer To/From SARO's Releases for APB and HFEF)	Within Dept.	Adjusted Appropriations	Allotments Received	Adjustments (Withdrawal, Realignment)	(Transfer to)	Transfer from	Adjusted Total Allotments	1st Qtr ending March 31	2nd Qtr ending June 30	3rd Qtr ending Sept. 30	4th Qtr ending Dec. 31	TOTAL (REGULAR FUND)
E ENVIRONMENTAL AND OCCUPATIONAL HEALTH SUB-PROGRAM	310302100001000	120,172.08	-	-	120,172.08	120,172.08	-	-	120,172.08	-	-	-	-	-	-
P Environmental and Occupational Health		120,172.08	-	-	120,172.08	120,172.08	-	-	120,172.08	-	-	-	-	-	-
M Maintenance & Other Operating Expenses		120,172.08	-	-	120,172.08	120,172.08	-	-	120,172.08	-	-	-	-	-	-
C Capital Outlays		-	-	-	-	-	-	-	-	-	-	-	-	-	-
N NATIONAL IMMUNIZATION SUB-PROGRAM															
N National Immunization	310303100001000	618,858,773.09	-	-	618,858,773.09	618,858,773.09	-	-	618,858,773.09	87,457,378.27	35,551,209.55	8,189,073.20	-	131,197,661.02	
P Personnel Services		618,858,773.09	-	-	618,858,773.09	618,858,773.09	-	-	618,858,773.09	87,457,378.27	35,551,209.55	8,189,073.20	-	131,197,661.02	
M Maintenance & Other Operating Expenses		618,858,773.09	-	-	618,858,773.09	618,858,773.09	-	-	618,858,773.09	87,457,378.27	35,551,209.55	8,189,073.20	-	131,197,661.02	
C Capital Outlays		-	-	-	-	-	-	-	-	-	-	-	-	-	
F FAMILY HEALTH SUB-PROGRAM															
F Family Health - Nutrition and Responsible Parenting	310304100001000	1,712,658,609.69	-	-	1,712,658,609.69	1,712,658,609.69	-	-	1,712,658,609.69	1,130,332.43	21,184,937.65	822,234,660.77	-	844,549,930.85	
P Personnel Services		1,712,658,609.69	-	-	1,712,658,609.69	1,712,658,609.69	-	-	1,712,658,609.69	1,130,332.43	21,184,937.65	822,234,660.77	-	844,549,930.85	
M Maintenance & Other Operating Expenses		1,712,658,609.69	-	-	1,712,658,609.69	1,712,658,609.69	-	-	1,712,658,609.69	1,130,332.43	21,184,937.65	822,234,660.77	-	844,549,930.85	
C Capital Outlays		-	-	-	-	-	-	-	-	-	-	-	-	-	
E ELIMINATION OF INFECTIOUS DISEASES PROGRAM															
E Elimination of Disease such as Malaria, Schistosoma	310305100001000	59,529,027.78	-	-	59,529,027.78	59,529,027.78	-	-	59,529,027.78	1,199,449.00	48,329,578.78	21,184,937.65	-	128,714,849.73	
P Personnel Services		59,529,027.78	-	-	59,529,027.78	59,529,027.78	-	-	59,529,027.78	1,199,449.00	48,329,578.78	21,184,937.65	-	128,714,849.73	
M Maintenance & Other Operating Expenses		59,529,027.78	-	-	59,529,027.78	59,529,027.78	-	-	59,529,027.78	1,199,449.00	48,329,578.78	21,184,937.65	-	128,714,849.73	
C Capital Outlays		-	-	-	-	-	-	-	-	-	-	-	-	-	
R Rabies Control	310305100002000	271,647,301.92	-	-	271,647,301.92	271,647,301.92	-	-	271,647,301.92	221,119,838.00	228,273,226.00	121,561,461.73	-	128,714,849.73	
P Personnel Services		271,647,301.92	-	-	271,647,301.92	271,647,301.92	-	-	271,647,301.92	221,119,838.00	228,273,226.00	121,561,461.73	-	128,714,849.73	
M Maintenance & Other Operating Expenses		271,647,301.92	-	-	271,647,301.92	271,647,301.92	-	-	271,647,301.92	221,119,838.00	228,273,226.00	121,561,461.73	-	128,714,849.73	
C Capital Outlays		-	-	-	-	-	-	-	-	-	-	-	-	-	
P PREVENTION AND CONTROL OF INFECTIOUS DISEASES SUB-PROGRAM															
P Prevention and Control of Other Infectious Disease	310306100001000	284,238,621.29	-	-	284,238,621.29	284,238,621.29	-	-	284,238,621.29	216,961.84	743,590.02	17,108,826.00	-	17,635,434.18	
P Personnel Services		284,238,621.29	-	-	284,238,621.29	284,238,621.29	-	-	284,238,621.29	216,961.84	743,590.02	17,108,826.00	-	17,635,434.18	
M Maintenance & Other Operating Expenses		284,238,621.29	-	-	284,238,621.29	284,238,621.29	-	-	284,238,621.29	216,961.84	743,590.02	17,108,826.00	-	17,635,434.18	
C Capital Outlays		-	-	-	-	-	-	-	-	-	-	-	-	-	
T TB Control	310306100002000	305,775,000.00	-	-	305,775,000.00	305,775,000.00	-	-	305,775,000.00	149,443.50	48,069,617.91	33,484,783.98	-	81,713,845.39	
P Personnel Services		305,775,000.00	-	-	305,775,000.00	305,775,000.00	-	-	305,775,000.00	149,443.50	48,069,617.91	33,484,783.98	-	81,713,845.39	
M Maintenance & Other Operating Expenses		305,775,000.00	-	-	305,775,000.00	305,775,000.00	-	-	305,775,000.00	149,443.50	48,069,617.91	33,484,783.98	-	81,713,845.39	
C Capital Outlays		-	-	-	-	-	-	-	-	-	-	-	-	-	
A Assistance to Philippine Tuberculosis	310306100003000	-	-	-	-	-	-	-	-	-	-	-	-	-	
P Personnel Services		-	-	-	-	-	-	-	-	-	-	-	-	-	
M Maintenance & Other Operating Expenses		-	-	-	-	-	-	-	-	-	-	-	-	-	
C Capital Outlays		-	-	-	-	-	-	-	-	-	-	-	-	-	
N NON COMMUNICABLE DISEASES SUB-PROGRAM															
P Prevention and Control of Non-Communicable Diseases	310307100001000	119,689,175.01	-	-	119,689,175.01	119,689,175.01	-	-	119,689,175.01	110,870.09	2,024,794.59	-	-	1,913,924.50	
P Personnel Services		119,689,175.01	-	-	119,689,175.01	119,689,175.01	-	-	119,689,175.01	110,870.09	2,024,794.59	-	-	1,913,924.50	
M Maintenance & Other Operating Expenses		119,689,175.01	-	-	119,689,175.01	119,689,175.01	-	-	119,689,175.01	110,870.09	2,024,794.59	-	-	1,913,924.50	
C Capital Outlays		-	-	-	-	-	-	-	-	-	-	-	-	-	
E EPIDEMIOLOGY AND SURVEILLANCE PROGRAM															
E Epidemiology and Surveillance	310400100001000	5,283,470.28	-	-	5,283,470.28	5,283,470.28	-	-	5,283,470.28	404,566.66	1,324,368.54	3,132,692.21	-	4,052,464.07	



PROGRAM/ACTIVITY/PROJECT	PREXC CODE	APPROPRIATION				ALLOTMENTS				TOTAL OBLIGATION				
		Authorized Appropriation	Adjustments (Transfer To/From SARO's Releases for APB and HEP)	Within Dept.	Adjusted Appropriations	Allotments Received	Adjustments (Withdrawal, Realignment)	(Transfer to)	Transfer from	Adjusted Total Allotments	1st Qtr ending March 31	2nd Qtr ending June 30	3rd Qtr ending Sept. 30	4th Qtr ending Dec. 31
P Personnel Services		5,283,470.28	-	-	5,283,470.28	-	-	-	5,283,470.28	(404,596.69)	1,324,366.54	3,132,692.21	-	4,052,464.07
M Maintenance & Other Operating Expenses		-	-	-	-	-	-	-	-	-	-	-	-	
C Capital Outlays		-	-	-	-	-	-	-	-	-	-	-	-	
<b>HEALTH EMERGENCY MANAGEMENT PROGRAM</b>														
H Health Emergency Preparedness and Response	310500100001000	54,010,658.73	-	(17,961,917.00)	36,048,741.73	54,010,658.73	(17,961,917.00)	(16,499,199.60)	16,499,199.60	1,270,846.54	5,549,637.82	11,320,846.78	18,141,331.14	
P Personnel Services		-	-	-	-	-	-	-	-	-	-	-	-	
M Maintenance & Other Operating Expenses		54,010,658.73	-	(17,961,917.00)	36,048,741.73	54,010,658.73	(17,961,917.00)	(16,499,199.60)	16,499,199.60	1,270,846.54	5,549,637.82	11,320,846.78	18,141,331.14	
C Capital Outlays		-	-	-	-	-	-	-	-	-	-	-	-	
Q Quick Response Fund	310500100002000	292,605,423.15	-	-	292,605,423.15	292,605,423.15	-	(61,453,878.56)	61,453,878.56	13,130,449.25	7,004,122.64	192,325,239.07	212,519,810.96	
P Personnel Services		-	-	-	-	-	-	-	-	-	-	-	-	
M Maintenance & Other Operating Expenses		178,952,200.00	-	-	178,952,200.00	178,952,200.00	-	(10,059,662.50)	10,059,662.50	1,881,015.00	2,147,523.00	162,685,666.39	166,714,204.39	
C Capital Outlays		113,653,223.15	-	-	113,653,223.15	113,653,223.15	-	(51,394,216.06)	51,394,216.06	11,249,434.25	4,916,599.64	29,639,572.68	45,805,606.57	
<b>SUB-TOTAL, 00 : ACCESS TO PROMOTIVE AND PREVENTIVE HE</b>		<b>6,467,034,751.31</b>	<b>-</b>	<b>(172,598,149.00)</b>	<b>6,294,436,602.31</b>	<b>6,416,655,456.31</b>	<b>(172,598,149.00)</b>	<b>(415,918,811.64)</b>	<b>415,918,811.64</b>	<b>193,627,148.27</b>	<b>798,600,838.02</b>	<b>1,570,255,518.46</b>	<b>2,522,483,504.75</b>	
P PREC 00 : ACCESS TO CURATIVE AND REHABILITATIVE HEALTH CARE SERVICES IMPROVED														
H HEALTH FACILITIES OPERATION PROGRAM														
C CURATIVE HEALTH CARE SUB-PROGRAM														
O Operation of Blood Centers and National Voluntary	320101100001000	11,184,429.86	-	-	11,184,429.86	11,184,429.86	-	-	-	4,685,563.95	1,783,785.72	1,846,044.99	8,315,394.66	
P Personnel Services		-	-	-	-	-	-	-	-	-	-	-	-	
M Maintenance & Other Operating Expenses		11,184,429.86	-	-	11,184,429.86	11,184,429.86	-	-	-	4,685,563.95	1,783,785.72	1,846,044.99	8,315,394.66	
C Capital Outlays		-	-	-	-	-	-	-	-	-	-	-	-	
O Operation of DOH Regional Hospitals in Metro Manila (MM)	320101100002000	11,952,785.42	-	-	11,952,785.42	11,952,785.42	-	-	-	3,409,516.46	2,064,349.86	2,033,514.51	7,507,380.83	
P Personnel Services		-	-	-	-	-	-	-	-	-	-	-	-	
M Maintenance & Other Operating Expenses		11,952,785.42	-	-	11,952,785.42	11,952,785.42	-	-	-	3,409,516.46	2,064,349.86	2,033,514.51	7,507,380.83	
C Capital Outlays		-	-	-	-	-	-	-	-	-	-	-	-	
O Operation of DOH Regional Hospitals and Other H	320101100003000	10,762,164.04	-	-	10,762,164.04	10,762,164.04	-	-	-	1,867,581.47	2,441,287.68	1,001,438.03	5,310,307.18	
P Personnel Services		-	-	-	-	-	-	-	-	-	-	-	-	
M Maintenance & Other Operating Expenses		10,762,164.04	-	-	10,762,164.04	10,762,164.04	-	-	-	1,867,581.47	2,441,287.68	1,001,438.03	5,310,307.18	
C Capital Outlays		-	-	-	-	-	-	-	-	-	-	-	-	
O Operation of National Reference Laboratories	320101100004000	60,254,376.15	-	-	60,254,376.15	60,254,376.15	-	-	-	8,540,953.81	3,323,656.28	13,920,259.87	25,784,869.96	
P Personnel Services		-	-	-	-	-	-	-	-	-	-	-	-	
M Maintenance & Other Operating Expenses		60,254,376.15	-	-	60,254,376.15	60,254,376.15	-	-	-	8,540,953.81	3,323,656.28	13,920,259.87	25,784,869.96	
C Capital Outlays		-	-	-	-	-	-	-	-	-	-	-	-	
R REHABILITATIVE HEALTH CARE SUB-PROGRAM														
O Operation of Dangerous Drug Abuse Treatment at	320102100001000	18,275,017.99	-	-	18,275,017.99	18,275,017.99	-	-	-	21,920,585.98	10,577,430.98	6,724,125.43	39,222,142.39	
P Personnel Services		-	-	-	-	-	-	-	-	-	-	-	-	
M Maintenance & Other Operating Expenses		18,275,017.99	-	-	18,275,017.99	18,275,017.99	-	-	-	21,920,585.98	10,577,430.98	6,724,125.43	39,222,142.39	
C Capital Outlays		-	-	-	-	-	-	-	-	-	-	-	-	
<b>SUB-TOTAL, 00 : ACCESS TO CURATIVE AND REHABILITATIVE HE</b>		<b>112,428,773.46</b>	<b>-</b>	<b>-</b>	<b>112,428,773.46</b>	<b>112,428,773.46</b>	<b>-</b>	<b>(43,200,000.00)</b>	<b>43,200,000.00</b>	<b>40,424,201.67</b>	<b>20,190,510.52</b>	<b>25,525,382.83</b>	<b>86,140,095.02</b>	
P PREC 00 : ACCESS TO SAFE AND QUALITY HEALTH COMMODITIES, DEVICES AND FACILITIES ENSURED														
H HEALTH FACILITIES AND SERVICES REGULATION SUB-PROGRAM														
R Regulations of Health Facilities and Services	330101100001000	55,880.27	-	-	55,880.27	55,880.27	-	-	-	3,664.00	52,216.27	-	55,880.27	
P Personnel Services		-	-	-	-	-	-	-	-	-	-	-	-	
M Maintenance & Other Operating Expenses		55,880.27	-	-	55,880.27	55,880.27	-	-	-	3,664.00	52,216.27	-	55,880.27	
C Capital Outlays		-	-	-	-	-	-	-	-	-	-	-	-	
<b>SUB-TOTAL, 00 : ACCESS TO CURATIVE AND REHABILITATIVE HE</b>		<b>55,880.27</b>	<b>-</b>	<b>-</b>	<b>55,880.27</b>	<b>55,880.27</b>	<b>-</b>	<b>-</b>	<b>-</b>	<b>3,664.00</b>	<b>52,216.27</b>	<b>-</b>	<b>55,880.27</b>	



PROGRAM/ACTIVITY/PROJECT	PREXC CODE	APPROPRIATION				ALLOTMENTS				TOTAL OBLIGATION					
		Authorized Appropriation	Adjustments (Transfer To/From SARO's Releases for APB and HFEF)	Within Dept.	Adjusted Appropriations	Allotments Received	Adjustments (Withdrawal, Realignment)	(Transfer to)	Transfer from	Adjusted Total Allotments	1st Qtr ending March 31	2nd Qtr ending June 30	3rd Qtr ending Sept. 30	4th Qtr ending Dec. 31	TOTAL (REGULAR FUND)
C Capital Outlays		-	-	-	-	-	-	-	-	-	-	-	-	-	-
R Regulation of Regional Health Facilities and Serv	330101100002000	7,369,007.61	-	-	7,369,007.61	7,369,007.61	-	-	-	7,369,007.61	-	-	-	-	-
P Personnel Services		-	-	-	-	-	-	-	-	-	-	-	-	-	-
M Maintenance & Other Operating Expenses		7,369,007.61	-	-	7,369,007.61	7,369,007.61	-	-	-	7,369,007.61	-	-	-	-	-
C Capital Outlays		-	-	-	-	-	-	-	-	-	-	-	-	-	-
C CONSUMER HEALTH AND WELFARE SUB-PROGRAM		-	-	-	-	-	-	-	-	-	-	-	-	-	-
R Regulation of Health Products and Establishment	330102100001000	-	-	-	-	-	-	-	-	-	-	-	-	-	-
P Personnel Services		-	-	-	-	-	-	-	-	-	-	-	-	-	-
M Maintenance & Other Operating Expenses		-	-	-	-	-	-	-	-	-	-	-	-	-	-
C Capital Outlays		-	-	-	-	-	-	-	-	-	-	-	-	-	-
R ROUTINE QUARANTINE SERVICES SUB-PROG	330103000000000	-	-	-	-	-	-	-	-	-	-	-	-	-	-
P Provision of Quarantine Services and International	330103100001000	-	-	-	-	-	-	-	-	-	-	-	-	-	-
P Personnel Services		-	-	-	-	-	-	-	-	-	-	-	-	-	-
M Maintenance & Other Operating Expenses		-	-	-	-	-	-	-	-	-	-	-	-	-	-
C Capital Outlays		-	-	-	-	-	-	-	-	-	-	-	-	-	-
S SUB-TOTAL, 00: ACCESS TO SAFE AND QUALITY HEALTH COMM		7,424,887.88	-	-	7,424,887.88	7,424,887.88	-	-	-	7,424,887.88	1,034,033.37	1,531,187.28	2,640,938.10	-	5,206,158.75
P PREC 00: ACCESS TO SOCIAL HEALTH PROTECTION ASSURED		-	-	-	-	-	-	-	-	-	-	-	-	-	-
S SOCIAL HEALTH PROTECTION PROGRAM		-	-	-	-	-	-	-	-	-	-	-	-	-	-
P PROJECTS		-	-	-	-	-	-	-	-	-	-	-	-	-	-
L LOCALLY - FUNDED PROJECTS		-	-	-	-	-	-	-	-	-	-	-	-	-	-
A Assistance to Indigent Patients either confined or c	340100100001000	76,312,404.70	-	-	76,312,404.70	76,312,404.70	-	-	-	76,312,404.70	-	-	-	-	-
P Personnel Services		-	-	-	-	-	-	-	-	-	-	-	-	-	-
M Maintenance & Other Operating Expenses		76,312,404.70	-	-	76,312,404.70	76,312,404.70	-	-	-	76,312,404.70	-	-	-	-	-
C Capital Outlays		-	-	-	-	-	-	-	-	-	-	-	-	-	-
S SUB-TOTAL, 00: ACCESS TO SOCIAL HEALTH PROTECTION ASSU		76,312,404.70	-	-	76,312,404.70	76,312,404.70	-	-	-	76,312,404.70	-	-	-	-	-
T TOTAL, OPERATIONS		6,663,200,817.35	-	139,647,552.00	6,802,848,369.35	6,802,848,369.35	-	-	-	6,802,848,369.35	91,955,563.27	90,988,077.53	15,301,122.65	-	188,244,763.45
T TOTAL NEW APPROPRIATIONS		6,847,444,974.12	-	-	6,847,444,974.12	6,847,444,974.12	-	-	-	6,847,444,974.12	327,040,946.58	871,310,613.35	1,613,722,962.04	-	2,812,074,521.97
M MOOE		4,528,391,614.13	-	-	4,528,391,614.13	4,528,391,614.13	-	-	-	4,528,391,614.13	213,219,894.30	623,376,089.79	1,289,881,071.49	-	2,126,177,035.57
MOOE		6,321,553,369.99	-	-	6,321,553,369.99	6,321,553,369.99	-	-	-	6,321,553,369.99	121,649,310.70	262,946,854.49	332,100,039.45	-	716,695,744.63
III. AUTOMATIC APPROPRIATION		-	-	-	-	-	-	-	-	-	-	-	-	-	-
R Retirement and Life Insurance Premium		-	-	-	-	-	-	-	-	-	-	-	-	-	-
P Personnel Services		-	-	-	-	-	-	-	-	-	-	-	-	-	-
M Maintenance & Other Operating Expenses		-	-	-	-	-	-	-	-	-	-	-	-	-	-
C Capital Outlays		-	-	-	-	-	-	-	-	-	-	-	-	-	-
C Custom and Duties and Taxes	01104105	-	-	-	-	-	-	-	-	-	-	-	-	-	-
P Personnel Services		-	-	-	-	-	-	-	-	-	-	-	-	-	-
M Maintenance & Other Operating Expenses		-	-	-	-	-	-	-	-	-	-	-	-	-	-
C Capital Outlays		-	-	-	-	-	-	-	-	-	-	-	-	-	-
F Franchise Tax	03104347	-	-	-	-	-	-	-	-	-	-	-	-	-	-
P Personnel Services		-	-	-	-	-	-	-	-	-	-	-	-	-	-
M Maintenance & Other Operating Expenses		-	-	-	-	-	-	-	-	-	-	-	-	-	-
C Capital Outlays		-	-	-	-	-	-	-	-	-	-	-	-	-	-
D Illegal Drugs		-	-	-	-	-	-	-	-	-	-	-	-	-	-



PROGRAM/ACTIVITY/PROJECT	PREXC CODE	APPROPRIATION						ALLOTMENTS				TOTAL OBLIGATION			
		Authorized Appropriation	Adjustments (Transfer To/From SARO's Releases for APB and HFEF)	Within Dept.	Adjusted Appropriations	Allotments Received	Adjustments (Withdrawal, Realignment)	(Transfer to)	Transfer from	Adjusted Total Allotments	1st Qtr ending March 31	2nd Qtr ending June 30	3rd Qtr ending Sept. 30	4th Qtr ending Dec. 31	TOTAL (REGULAR FUND)
P Personnel Services		-	-	-	-	-	-	-	-	-	-	-	-	-	-
M Maintenance & Other Operating Expenses		-	-	-	-	-	-	-	-	-	-	-	-	-	-
C Capital Outlays		-	-	-	-	-	-	-	-	-	-	-	-	-	-
R Regulation of Health Establishments and Prod	03104348	-	-	-	-	-	-	-	-	-	-	-	-	-	-
P Personnel Services		-	-	-	-	-	-	-	-	-	-	-	-	-	-
M Maintenance & Other Operating Expenses		-	-	-	-	-	-	-	-	-	-	-	-	-	-
C Capital Outlays		-	-	-	-	-	-	-	-	-	-	-	-	-	-
P Provision of Quarantine Services and Internat	03104349	-	-	-	-	-	-	-	-	-	-	-	-	-	-
P Personnel Services		-	-	-	-	-	-	-	-	-	-	-	-	-	-
M Maintenance & Other Operating Expenses		-	-	-	-	-	-	-	-	-	-	-	-	-	-
C Capital Outlays		-	-	-	-	-	-	-	-	-	-	-	-	-	-
H Health Sector Policy Support Program - Phase	01104159	-	-	-	-	-	-	-	-	-	-	-	-	-	-
P Personnel Services		-	-	-	-	-	-	-	-	-	-	-	-	-	-
M Maintenance & Other Operating Expenses		-	-	-	-	-	-	-	-	-	-	-	-	-	-
C Capital Outlays		-	-	-	-	-	-	-	-	-	-	-	-	-	-
SUB-TOTAL AUTOMATIC APPROPRIATION															
P PERSONAL SERVICES															
M MAINTENANCE & OTHER OPERATING EXPENSES															
C CAPITAL OUTLAYS															
III. SPECIAL PURPOSE FUND															
P Pension and Graduity Fund	01101407	-	-	-	-	-	-	-	-	-	-	-	-	-	-
P Personnel Services		-	-	-	-	-	-	-	-	-	-	-	-	-	-
M Maintenance & Other Operating Expenses		-	-	-	-	-	-	-	-	-	-	-	-	-	-
C Capital Outlays		-	-	-	-	-	-	-	-	-	-	-	-	-	-
M Miscellaneous Personnel Benefits Fund	01101406	-	-	-	-	-	-	-	-	-	-	-	-	-	-
P Personnel Services		-	-	-	-	-	-	-	-	-	-	-	-	-	-
M Maintenance & Other Operating Expenses		-	-	-	-	-	-	-	-	-	-	-	-	-	-
C Capital Outlays		-	-	-	-	-	-	-	-	-	-	-	-	-	-
I International Commitment Fund		-	-	-	-	-	-	-	-	-	-	-	-	-	-
P Personnel Services		-	-	-	-	-	-	-	-	-	-	-	-	-	-
M Maintenance & Other Operating Expenses		-	-	-	-	-	-	-	-	-	-	-	-	-	-
C Capital Outlays		-	-	-	-	-	-	-	-	-	-	-	-	-	-
E Government Fund		-	-	-	-	-	-	-	-	-	-	-	-	-	-
P Personnel Services		-	-	-	-	-	-	-	-	-	-	-	-	-	-
M Maintenance & Other Operating Expenses		-	-	-	-	-	-	-	-	-	-	-	-	-	-
C Capital Outlays		-	-	-	-	-	-	-	-	-	-	-	-	-	-
C Contingent Fund	01102402	-	-	-	-	-	-	-	-	-	-	-	-	-	-
P Personnel Services		-	-	-	-	-	-	-	-	-	-	-	-	-	-
M Maintenance & Other Operating Expenses		-	-	-	-	-	-	-	-	-	-	-	-	-	-
C Capital Outlays		-	-	-	-	-	-	-	-	-	-	-	-	-	-
M Maintenance & Other Operating Expenses		-	-	-	-	-	-	-	-	-	-	-	-	-	-
C Capital Outlays		-	-	-	-	-	-	-	-	-	-	-	-	-	-
C Calamity Funds	01101401	-	-	-	-	-	-	-	-	-	-	-	-	-	-
P Personnel Services		-	-	-	-	-	-	-	-	-	-	-	-	-	-
M Maintenance & Other Operating Expenses		-	-	-	-	-	-	-	-	-	-	-	-	-	-
C Capital Outlays		-	-	-	-	-	-	-	-	-	-	-	-	-	-
M Maintenance & Other Operating Expenses		-	-	-	-	-	-	-	-	-	-	-	-	-	-
C Capital Outlays		-	-	-	-	-	-	-	-	-	-	-	-	-	-



PROGRAM/ACTIVITY/PROJECT	PREXC CODE	APPROPRIATION						ALLOTMENTS						TOTAL OBLIGATION				
		Authorized Appropriation	Adjustments (Transfer To/From SARO's Releases for AFB and HFEP)	Within Dept.	Adjusted Appropriations	Allotments Received	Adjustments (Withdrawal, Realignment)	(Transfer to)	Transfer from	Adjusted Total Allotments	1st Qtr ending March 31	2nd Qtr ending June 30	3rd Qtr ending Sept. 30	4th Qtr ending Dec. 31	TOTAL (REGULAR FUND)			
S SUB-TOTAL SPECIAL PURPOSE																		
P PS																		
M MOOE																		
C CO																		
G TOTAL (CONAP 2018)		6,847,944,974.12	-	744,850,500.00	7,592,795,474.12	6,797,765,678.12	744,850,500.00	(899,280,863.64)	899,280,863.64	7,542,616,179.12	563,103,910.01	1,132,305,546.47	1,638,884,588.73	-	3,334,294,044.21			
P PS																		
M MOOE																		
C CO																		
F FE		2,321,553,359.99	-	244,850,500.00	2,566,403,859.99	2,321,537,406.49	244,850,500.00	(841,896,147.58)	841,896,147.58	4,976,391,614.13	441,455,099.31	869,358,680.98	1,306,784,549.27	-	2,617,598,329.56			
G GRAND TOTAL (CURRENT + CONAP)		107,057,526,974.12	2,020,720,160.00	4,755,844,207.64	113,834,091,341.76	97,801,560,254.12	4,755,844,207.64	(23,673,773,215.77)	23,673,773,215.77	102,557,404,481.76	11,000,760,769.62	16,666,105,831.71	28,633,911,487.09	-	56,300,778,088.42			
P PS																		
M MOOE																		
C CO																		
F FE		19,142,379,359.99	-	328,619,100.00	19,470,998,459.99	16,087,037,317.99	328,619,100.00	(9,028,192,719.16)	9,028,192,719.16	16,415,656,417.99	126,274,984.78	571,582,982.43	2,424,907,194.75	-	23,764,374,199.99			

TOTAL DISBURSEMENT					BALANCES				
1st Qtr ending March 31	2nd Qtr ending June 30	3rd Qtr ending Sept. 30	4th Qtr ending Dec. 31	TOTAL (REGULAR FUND)	Unreleased Appropriation	Unobligated Allotment	UNPAID OBLIGATION		
							Due and Demandable	Not Yet Due and Demandable	
103,086,036.97	156,065,827.53	119,488,310.13	-	378,640,176.63	-	127,913,367.09	954,713.29	73,281,742.99	
63,795,639.98	100,610,814.26	86,460,575.77	-	250,867,030.01	-	2,462,256.70	954,713.29	0.00	
39,290,398.99	55,455,013.27	33,027,734.36	-	127,773,146.62	-	101,951,110.39	-	73,281,742.99	
-	-	-	-	-	-	23,500,000.00	-	-	
3,575,662.04	112,541,785.38	521,011,432.17	-	637,128,879.59	6,932,326,857.00	2,140,028,367.89	210,305.90	27,645,749.63	
3,575,662.04	112,541,785.38	521,011,432.17	-	637,128,879.59	6,932,326,857.00	2,140,028,367.89	210,305.90	27,645,749.63	
-	-	-	-	-	-	-	-	-	
106,661,701.01	268,607,612.91	640,499,742.30	-	1,015,769,056.22	6,932,326,857.00	2,267,941,734.98	1,165,018.19	100,927,492.62	
9,287,013.12	22,100,709.97	314,744,187.18	-	346,131,910.27	-	388,172,352.58	-	140,039,737.15	
4,626,669.86	3,152,330.14	-	-	7,779,000.00	-	-	-	-	
4,660,343.26	18,948,379.83	21,441,062.24	-	45,049,785.33	-	197,557,137.26	-	44,647,077.41	
-	-	293,303,124.94	-	293,303,124.94	-	190,615,215.32	-	95,392,659.74	
238,352,108.21	317,555,154.97	292,018,387.62	-	847,925,650.80	-	290,900,094.64	-	27,160,254.56	
204,871,709.61	274,893,298.23	251,017,245.66	-	730,782,253.50	-	246,450,933.67	-	5,251,812.83	
33,480,398.60	42,661,856.74	41,001,141.96	-	117,143,397.30	-	44,449,160.97	-	21,908,441.73	
-	-	-	-	-	-	-	-	-	
247,639,121.33	339,655,864.94	606,782,574.80	-	1,194,057,561.07	-	679,072,447.22	-	167,199,991.71	
6,296,182.48	10,840,554.67	9,168,613.41	-	26,305,350.56	-	15,163,532.45	13,651.41	4,491,465.58	
4,361,143.73	6,991,531.74	5,007,649.95	-	16,360,325.42	-	7,826,023.17	13,651.41	0.00	
1,935,038.75	3,849,022.93	4,160,963.46	-	9,945,025.14	-	7,338,509.28	-	4,491,465.58	
-	-	-	-	-	-	-	-	-	
9,319,372.52	15,459,214.88	13,472,571.94	-	38,251,159.34	-	405,242.89	78,016.62	763,581.15	
7,393,600.20	11,486,010.77	5,602,372.41	-	24,481,983.38	10,000,000.00	405,242.89	78,016.62	763,581.15	
1,925,772.32	3,973,204.11	7,870,199.53	-	13,769,175.96	10,000,000.00	405,242.89	78,016.62	(0.00)	
-	-	-	-	-	-	-	-	-	
340,450.46	1,244,947.58	2,795,200.12	-	4,380,598.16	-	118,266,331.07	-	6,951,070.77	
340,450.46	1,244,947.58	2,795,200.12	-	4,380,598.16	-	118,266,331.07	-	6,951,070.77	
-	-	-	-	-	-	-	-	-	
340,450.46	1,244,947.58	2,795,200.12	-	4,380,598.16	-	66,894,331.07	-	6,951,070.77	
-	-	-	-	-	-	-	-	-	
-	-	-	-	-	-	-	-	6,951,070.77	



TOTAL DISBURSEMENT					BALANCES				
1st Qtr ending March 31	2nd Qtr ending June 30	3rd Qtr ending Sept. 30	4th Qtr ending Dec. 31	TOTAL (REGULAR FUND)	Unreleased Appropriation	Unobligated Allotment	UNPAID OBLIGATION		
							Due and Demandable	Not Yet Due and Demandable	
12,939,648.19	25,851,747.62	31,350,077.89	-	70,141,473.70	-	105,319,335.97	59,126.55	15,534,063.78	
6,641,121.78	10,546,152.01	7,288,909.20	-	24,456,182.99	-	9,449,690.46	59,126.55	0.00	
6,298,526.41	15,305,595.61	24,081,168.69	-	45,685,290.71	-	95,869,645.51	-	15,534,063.78	
-	-	-	-	-	-	-	-	-	
-	1,343,568.13	330,268,338.22	-	331,611,906.35	3,055,162,747.00	10,841,494,024.39	-	1,691,050,322.26	
-	-	-	-	-	-	-	-	-	
-	1,343,568.13	5,793,345.78	-	7,136,913.91	-	38,405,046.02	-	4,458,040.07	
-	-	324,474,992.44	-	324,474,992.44	3,055,162,747.00	10,803,088,978.37	-	1,686,592,282.19	
9,762,794.35	19,938,222.55	56,681,872.69	-	86,382,889.59	-	131,225,194.11	12,283.37	48,956,632.93	
3,373,562.64	5,646,088.71	1,465,049.84	-	10,484,701.19	-	17,015.44	12,283.37	0.00	
6,389,231.71	14,292,133.84	55,216,822.85	-	75,898,188.40	-	131,208,178.67	-	48,956,632.93	
-	-	-	-	-	-	-	-	-	
1,642,593.93	2,598,812.65	9,239,466.03	-	13,480,872.61	84,377,000.00	389,291,797.58	-	13,622,329.81	
-	-	-	-	-	-	-	-	-	
146,475,045.92	361,198,965.97	1,821,437,862.21	-	2,329,112,864.10	1,002,720,981.00	4,700,279,718.91	515,030.04	537,676,405.95	
59,117,089.61	87,051,952.98	1,027,973,802.98	-	1,174,142,825.57	-	3,572,829,803.05	515,030.04	390,749,341.34	
87,358,876.31	274,147,002.99	793,464,159.23	-	1,154,970,038.53	1,002,720,981.00	1,127,449,915.86	-	146,927,064.61	
-	-	-	-	-	-	-	-	-	
24,541,313.22	20,342,770.40	28,163,658.97	-	73,047,742.59	-	72,073,973.25	21,651.23	13,717,632.93	
5,204,522.81	8,411,597.00	5,676,558.50	-	19,292,678.31	-	11,731,670.46	21,651.23	0.00	
19,336,790.41	11,931,173.40	22,487,100.47	-	53,755,064.28	-	60,342,302.79	-	13,717,632.93	
-	-	-	-	-	-	-	-	-	
7,160,191.12	16,343,915.71	29,946,403.08	-	53,450,509.91	-	143,940,937.52	8,722.30	94,799,830.27	
3,093,755.34	4,781,033.18	3,373,590.73	-	11,248,379.25	-	16,576,898.45	8,722.30	0.00	
4,066,435.78	11,562,882.53	26,572,812.35	-	42,202,130.66	-	127,364,039.07	-	94,799,830.27	
-	-	-	-	-	-	-	-	-	
331,709,206.61	755,697,209.60	763,382,735.79	-	1,850,789,152.00	-	1,570,192,635.16	-	616,847,212.84	
132,134,757.44	244,820,396.93	109,432,426.59	-	486,387,580.96	-	117,179,075.14	-	1,330,343.90	
199,574,449.17	510,846,812.67	653,950,309.20	-	1,364,371,571.04	-	1,453,013,560.02	-	615,516,868.94	
-	-	-	-	-	-	-	-	-	
1,275,045.46	2,885,992.64	1,834,783.29	-	5,995,821.39	-	2,021,011.09	7,303.08	312,864.44	
906,646.46	1,516,519.75	1,031,436.81	-	3,454,603.02	-	1,162,093.80	7,303.08	0.00	
368,399.00	1,369,472.89	803,346.48	-	2,541,218.37	-	858,917.19	-	312,864.44	
-	-	-	-	-	-	-	-	-	
-	-	-	-	-	-	-	-	-	













TOTAL DISBURSEMENT					BALANCES			
1st Qtr ending March 31	2nd Qtr ending June 30	3rd Qtr ending Sept. 30	4th Qtr ending Dec. 31	TOTAL (REGULAR FUND)	Unreleased Appropriation	Unobligated Allotment	UNPAID OBLIGATION	
							Due and Demandable	Not Yet Due and Demandable
68,565,491.74	112,246,793.10	592,291,310.28	-	683,193,585.09	-	1,573,940,725.97	4,514,147.42	51,989,519.15
7,985,790,356.17	12,595,296,923.16	17,193,348,048.06	-	37,774,435,327.39	11,226,507,585.00	42,048,304,238.43	10,542,568.31	15,181,506,148.51
7,009,297,317.17	10,110,475,616.07	11,153,948,167.00	-	28,273,721,100.24	6,961,326,857.00	43,977,722,133.17	10,542,568.31	1,440,395,057.92
976,493,039.00	2,484,821,307.08	5,416,561,763.68	-	8,877,876,109.76	1,210,017,981.00	16,626,199,698.57	-	12,258,999,760.67
-	-	622,836,117.39	-	622,836,117.39	3,055,162,747.00	11,444,382,405.69	-	1,782,211,329.83
3,379,349.31	4,150,431.10	1,170,910.64	-	8,700,691.05	-	6,669,186.10	-	981,421.92
1,096,753.19	1,446,646.83	2,196,549.37	-	4,739,949.39	-	144,912,323.32	-	9,729,300.99
1,096,064.69	1,294,672.83	500,309.27	-	2,891,046.79	-	63,643,817.76	-	819,740.98
688.50	151,974.00	1,696,240.10	-	1,948,902.60	-	81,268,505.56	-	8,909,560.01
979,791.13	3,226,545.54	2,331,258.70	-	6,537,595.37	-	2,364,419.10	-	109,269.53
979,791.13	3,226,545.54	2,331,258.70	-	6,537,595.37	-	2,364,419.10	-	109,269.53
2,076,544.32	4,673,192.37	4,527,808.07	-	11,277,544.76	-	147,276,742.42	-	9,838,570.52
31,502.37	2,446,624.52	474,879.51	-	2,953,006.40	-	2,991,753.21	-	342,855.96
31,502.37	2,446,624.52	474,879.51	-	2,953,006.40	-	2,991,753.21	-	342,855.96
160,880.10	47,860.35	-	-	208,740.45	-	240,674.61	-	498,822.83
160,880.10	47,860.35	-	-	208,740.45	-	240,674.61	-	498,822.83
86,000.96	106,616.42	330,471.74	-	523,089.12	-	1,500,968.16	-	751,860.00
86,000.96	106,616.42	330,471.74	-	523,089.12	-	1,500,968.16	-	751,860.00
86,000.96	106,616.42	330,471.74	-	523,089.12	-	1,500,968.16	-	751,860.00







TOTAL DISBURSEMENT					BALANCES			
1st Qtr ending March 31	2nd Qtr ending June 30	3rd Qtr ending Sept. 30	4th Qtr ending Dec. 31	TOTAL (REGULAR FUND)	Unreleased Appropriation	Unobligated Allotment	UNPAID OBLIGATION	
							Due and Demandable	Not Yet Due and Demandable
-	-	-	-	-	-	-	-	-
163,156.36	321,070.85	400,161.15	-	884,387.36	-	1,231,006.21	-	3,168,076.71
-	-	-	-	-	-	-	-	-
-	-	-	-	-	-	-	-	-
747,974.10	3,270,994.89	6,461,076.53	-	10,480,045.52	-	17,907,410.59	-	7,661,285.62
-	-	-	-	-	-	-	-	-
747,974.10	3,270,994.89	6,461,076.53	-	10,480,045.52	-	17,907,410.59	-	7,661,285.62
-	-	-	-	-	-	-	-	-
897,075.00	9,403,885.36	9,785,477.92	-	20,086,438.28	-	80,085,612.19	-	192,433,372.68
-	-	-	-	-	-	-	-	-
897,075.00	9,403,885.36	9,785,477.92	-	20,086,438.28	-	80,085,612.19	-	192,433,372.68
-	-	-	-	-	-	-	-	-
897,075.00	3,129,863.00	9,785,477.92	-	4,026,938.00	-	12,237,996.61	-	162,687,266.39
-	6,274,022.36	-	-	16,059,500.28	-	67,847,616.58	-	29,746,106.29
-	-	-	-	-	-	-	-	-
193,523,225.67	299,178,321.27	459,671,209.85	-	912,372,756.79	50,179,295.00	3,721,773,802.56	-	1,610,110,747.96
-	-	-	-	-	-	-	-	-
-	-	-	-	-	-	-	-	-
2,269,094.38	3,010,053.53	1,367,953.46	-	6,647,091.37	-	2,869,035.20	-	1,668,303.29
-	-	-	-	-	-	-	-	-
2,269,094.38	3,010,053.53	1,367,953.46	-	6,647,091.37	-	2,869,035.20	-	1,668,303.29
-	-	-	-	-	-	-	-	-
672,338.40	2,401,801.89	1,913,015.80	-	4,987,156.09	-	4,445,404.59	-	2,520,224.74
-	-	-	-	-	-	-	-	-
672,338.40	2,401,801.89	1,913,015.80	-	4,987,156.09	-	4,445,404.59	-	2,520,224.74
-	-	-	-	-	-	-	-	-
2,077,326.86	865,428.91	893,285.64	-	3,836,041.41	-	5,451,856.86	-	1,474,265.77
-	-	-	-	-	-	-	-	-
2,077,326.86	865,428.91	893,285.64	-	3,836,041.41	-	5,451,856.86	-	1,474,265.77
-	-	-	-	-	-	-	-	-
2,828,622.56	1,413,800.31	3,859,965.02	-	8,102,387.89	-	34,469,506.19	-	17,682,482.07
-	-	-	-	-	-	-	-	-
2,828,622.56	1,413,800.31	3,859,965.02	-	8,102,387.89	-	34,469,506.19	-	17,682,482.07
-	-	-	-	-	-	-	-	-
11,022,301.45	16,280,684.73	7,628,796.96	-	34,931,783.14	-	12,003,472.60	-	4,290,359.25
-	-	-	-	-	-	-	-	-
11,022,301.45	16,280,684.73	7,628,796.96	-	34,931,783.14	-	12,003,472.60	-	4,290,359.25
-	-	-	-	-	-	-	-	-
11,000,301.45	16,251,384.73	7,223,550.79	-	34,475,236.97	-	6,772,139.71	-	3,858,428.90
22,000.00	29,300.00	405,246.17	-	456,546.17	-	5,231,332.89	-	431,930.35
18,869,673.55	23,971,769.37	15,663,016.88	-	58,504,459.90	-	59,239,275.44	-	27,635,635.12
-	-	-	-	-	-	-	-	-
-	-	-	-	-	-	-	-	-
5,294.00	23,462.44	-	-	28,756.44	-	0.00	-	27,123.83
-	-	-	-	-	-	-	-	-
5,294.00	23,462.44	-	-	28,756.44	-	0.00	-	27,123.83
-	-	-	-	-	-	-	-	-
5,294.00	23,462.44	-	-	28,756.44	-	0.00	-	27,123.83
-	-	-	-	-	-	-	-	-
5,294.00	23,462.44	-	-	28,756.44	-	0.00	-	27,123.83







TOTAL DISBURSEMENT					BALANCES			
1st Qtr ending March 31	2nd Qtr ending June 30	3rd Qtr ending Sept 30	4th Qtr ending Dec 31	TOTAL (REGULAR FUND)	Unreleased Appropriation	Unobligated Allotment	UNPAID OBLIGATION	
							Due and Demandable	Not Yet Due and Demandable
81,777,447.00	184,442,962.76	210,557,779.19	-	476,778,188.95	-	253,429,206.01	8,578,706.01	14,643,105.04
81,777,447.00	184,442,962.76	210,557,779.19	-	476,778,188.95	-	244,850,500.00	-	14,643,105.04
313,968,367.48	569,491,847.60	750,411,102.11	-	1,633,871,317.19	50,179,295.00	4,208,322,134.91	-	1,700,422,727.02
308,184,284.21	538,337,821.61	650,451,983.34	-	1,496,974,089.16	50,000,000.00	2,358,793,284.57	-	1,120,624,240.40
5,784,083.27	31,154,025.99	99,989,118.77	-	136,897,228.03	179,295.00	1,849,528,850.34	-	579,798,486.62
8,299,758,723.65	13,164,798,770.76	17,943,759,150.17	-	39,408,306,644.58	11,276,686,880.00	46,256,626,373.34	10,542,568.31	16,881,928,875.53
7,009,297,317.17	10,110,475,616.07	11,153,948,167.00	-	28,273,721,100.24	6,961,326,857.00	13,977,722,133.17	10,542,568.31	1,140,395,057.92
1,284,677,323.21	3,023,159,128.70	6,067,013,747.02	-	10,374,850,198.93	1,260,017,981.00	18,984,992,984.14	-	13,379,524,001.07
5,784,083.27	31,154,025.99	722,797,236.15	-	759,735,345.41	3,055,342,042.00	13,293,911,256.03	-	2,362,009,816.55

Certified Correct:

Certified Correct:

Recommending Approval:

Approved By:

AGNES D. MARFORI  
OIC, BUDGET DIVISION

LORIGA C. RABAGO, CPA, MM  
CHIEF ACCOUNTANT

ROWENA C. LORA, CPA, MM  
OIC, DIRECTOR IV  
FINANCIAL AND MANAGEMENT SERVICE

ROGER P. TORGAN, DMPA, MAN, RN  
UNDERSecretary OF HEALTH  
ADMINISTRATION AND FINANCIAL MANAGEMENT TEAM



STATEMENT OF APPROPRIATIONS, ALLOTMENTS, OBLIGATIONS, DISBURSEMENTS AND BALANCES  
As of September 30, 2019

Current Year Appropriations  
 Continuing Appropriations  
 Supplemental Appropriations

Department: Department of Health (DOH)  
Agency: Central Office  
Operating Unit: Central Office  
Organization Code (UACS): 130010000000  
Fund Cluster: 01 - Regular Agency Fund, 04 - Special Accounts/ Foreign Assisted

PROGRAM/ACTIVITY/PROJECT	UACS CODE	Authorized Appropriation	APPROPRIATION		Adjusted Appropriations	Allotments Received	Adjustments (Withdrawal, Realignment)	ALLOTMENTS		Adjusted Total Allotments	TOTAL OBLIGATION					TOTAL (REGULAR FUND)
			Outside Dept.	Within Dept.				(Transfer to)	Transfer from		1st Qtr ending March 31	2nd Qtr ending June 30	3rd Qtr ending Sept. 30	4th Qtr ending Dec. 31		
<b>I. NEW APPROPRIATION (CURRENT)</b>																
<b>A. PROGRAMS</b>																
<b>G. GENERAL ADMINISTRATION AND SUPPORT</b>																
General Management and Supervision		580,790,000.00	-	(17,333,141.16)	563,456,858.84	580,790,000.00	-	(17,333,141.16)	-	563,456,858.84	123,483,401.12	141,700,576.03	177,329,796.53	-	442,513,773.68	
Personnel Services		254,284,000.00	-	-	254,284,000.00	254,284,000.00	-	-	-	254,284,000.00	63,945,999.48	100,778,198.92	87,097,544.90	-	251,821,743.30	
Maintenance & Other Operating Expenses		303,006,000.00	-	(17,333,141.16)	285,672,858.84	303,006,000.00	-	(17,333,141.16)	-	285,672,858.84	59,537,401.64	40,922,377.11	90,232,251.63	-	190,692,030.38	
Capital Outlays		23,500,000.00	-	-	23,500,000.00	23,500,000.00	-	-	-	23,500,000.00	-	-	-	-	-	
Administration of Personnel Benefits		7,716,620,000.00	(783,384,408.00)	-	6,933,235,592.00	908,735.00	-	-	-	908,735.00	-	698,428.42	210,305.90	-	908,734.32	
Personnel Services		7,716,620,000.00	(783,384,408.00)	-	6,933,235,592.00	908,735.00	-	-	-	908,735.00	-	698,428.42	210,305.90	-	908,734.32	
Maintenance & Other Operating Expenses		-	-	-	-	-	-	-	-	-	-	-	-	-	-	
Capital Outlays		-	-	-	-	-	-	-	-	-	-	-	-	-	-	
<b>TOTAL, GASS</b>		<b>8,297,410,000.00</b>	<b>(783,384,408.00)</b>	<b>(17,333,141.16)</b>	<b>7,496,692,450.84</b>	<b>581,698,735.00</b>	<b>-</b>	<b>(17,333,141.16)</b>	<b>-</b>	<b>564,365,593.84</b>	<b>123,483,401.12</b>	<b>142,399,004.45</b>	<b>177,540,102.43</b>	<b>-</b>	<b>443,422,508.00</b>	
<b>II. SUPPORT TO OPERATIONS</b>																
Health Information Technology		874,344,000.00	-	(31,597,465.60)	842,746,534.40	874,344,000.00	-	(31,597,465.60)	-	842,746,534.40	27,129,880.79	352,118,899.82	94,590,776.06	-	473,839,556.67	
Personnel Services		7,779,000.00	-	-	7,779,000.00	7,779,000.00	-	-	-	7,779,000.00	4,626,669.86	3,152,330.14	-	-	7,779,000.00	
Maintenance & Other Operating Expenses		287,254,000.00	-	(31,597,465.60)	255,656,534.40	287,254,000.00	-	(31,597,465.60)	-	255,656,534.40	18,877,036.85	40,350,451.74	18,137,283.40	-	77,364,771.99	
Capital Outlays		579,311,000.00	-	-	579,311,000.00	579,311,000.00	-	-	-	579,311,000.00	3,626,174.08	308,616,117.94	76,453,492.66	-	388,695,784.68	
<b>TOTAL, STO</b>		<b>874,344,000.00</b>	<b>-</b>	<b>(31,597,465.60)</b>	<b>842,746,534.40</b>	<b>874,344,000.00</b>	<b>-</b>	<b>(31,597,465.60)</b>	<b>-</b>	<b>842,746,534.40</b>	<b>27,129,880.79</b>	<b>352,118,899.82</b>	<b>94,590,776.06</b>	<b>-</b>	<b>473,839,556.67</b>	
<b>III. OPERATIONS</b>																
<b>PREVIOUS ACCESS TO PROMOTIVE AND PREVENTIVE HEALTH CARE SERVICES IMPROVED HEALTH POLICY AND STANDARDS DEVELOPMENT PROGRAM</b>																
International Health Policy Development and Cooperation		45,974,000.00	-	(2,050,000.00)	43,924,000.00	45,974,000.00	-	(2,050,000.00)	-	43,924,000.00	6,767,878.48	11,584,638.18	11,307,950.89	-	29,660,467.55	
Personnel Services		24,199,000.00	-	-	24,199,000.00	24,199,000.00	-	-	-	24,199,000.00	4,361,143.73	6,997,923.23	5,014,909.87	-	16,373,976.83	
Maintenance & Other Operating Expenses		21,775,000.00	-	(2,050,000.00)	19,725,000.00	21,775,000.00	-	(2,050,000.00)	-	19,725,000.00	2,406,734.75	4,586,714.95	6,293,041.02	-	13,286,490.72	
Capital Outlays		-	-	-	-	-	-	-	-	-	-	-	-	-	-	
Health Sector Policy and Plan Development		49,498,000.00	-	(5,489,600.00)	44,008,400.00	39,498,000.00	-	(5,489,600.00)	-	34,008,400.00	9,552,464.89	15,402,296.82	8,947,265.30	-	33,902,027.01	
Personnel Services		24,560,000.00	-	-	24,560,000.00	24,560,000.00	-	-	-	24,560,000.00	7,393,600.20	11,490,541.38	5,675,858.42	-	24,560,000.00	
Maintenance & Other Operating Expenses		24,938,000.00	-	(5,489,600.00)	19,448,400.00	14,938,000.00	-	(5,489,600.00)	-	9,448,400.00	2,158,864.69	3,911,755.44	3,271,406.88	-	9,342,027.01	

PROGRAM/ACTIVITY/PROJECT	UACS CODE	Authorized Appropriation	Adjustments (Transfer To/From)		Adjusted Appropriations	Allotments Received	Adjustments (Withdrawal, Reallignment)	ALLOTMENTS		Adjusted Total Allotments	TOTAL OBLIGATION					
			Outside Dept.	Within Dept.				(Transfer to)	Transfer from		1st Qtr ending March 31	2nd Qtr ending June 30	3rd Qtr ending Sept. 30	4th Qtr ending Dec. 31	TOTAL (REGULAR FUND)	
Health Sector Research Development		111,018,000.00		(25,929,000.00)	85,089,000.00	111,018,000.00		(25,929,000.00)		85,089,000.00						4,336,511.86
Personnel Services		51,572,000.00		-	51,572,000.00	51,572,000.00		-	51,572,000.00							-
Maintenance & Other Operating Expenses		59,446,000.00		(25,929,000.00)	33,517,000.00	59,446,000.00		(25,929,000.00)	33,517,000.00							4,266,851.86
Capital Outlays																
HEALTH SYSTEMS STRENGTHENING PROGRAM																
SERVICE DELIVERY SUB-PROGRAM																
Health Facility Policy and Plan Development		191,054,000.00		(70,959,373.00)	120,094,627.00	191,054,000.00		(70,959,373.00)	120,094,627.00							20,583,093.71
Personnel Services		33,965,000.00		-	33,965,000.00	33,965,000.00		-	33,965,000.00							7,233,289.89
Maintenance & Other Operating Expenses		157,089,000.00		(70,959,373.00)	86,129,627.00	157,089,000.00		(70,959,373.00)	86,129,627.00							13,349,803.82
Capital Outlays																
HEALTH SYSTEMS STRENGTHENING PROGRAM																
Health Facilities Enhancement Program		15,919,319,000.00		(8,923,714,781.20)	6,995,604,218.80	12,864,156,253.00		(8,923,714,781.20)	3,940,441,471.80							3,006,348.74
Personnel Services		50,000,000.00		(20,915,811.20)	29,084,188.80	50,000,000.00		(20,915,811.20)	29,084,188.80							3,006,348.74
Maintenance & Other Operating Expenses		15,869,319,000.00		(8,902,798,970.00)	6,966,520,030.00	12,814,156,253.00		(8,902,798,970.00)	3,911,357,283.00							-
Capital Outlays																
Local Health Systems Development and Assistance		41,506,000.00		(2,000,000.00)	39,506,000.00	41,506,000.00		(2,000,000.00)	39,506,000.00							33,719,261.58
Personnel Services		10,514,000.00		-	10,514,000.00	10,514,000.00		-	10,514,000.00							10,496,984.56
Maintenance & Other Operating Expenses		30,992,000.00		(2,000,000.00)	28,992,000.00	30,992,000.00		(2,000,000.00)	28,992,000.00							23,222,277.02
Capital Outlays																
Pharmaceutical Management		500,772,000.00		(59,734,727.55)	441,037,272.45	416,395,000.00		(59,734,727.55)	356,660,272.45							10,428,363.67
Personnel Services																
Maintenance & Other Operating Expenses		500,772,000.00		(59,734,727.55)	441,037,272.45	416,395,000.00		(59,734,727.55)	356,660,272.45							10,428,363.67
Capital Outlays																
HEALTH HUMAN RESOURCE SUB-PROGRAM																
Human Resource for Health (HRH) Deployment		8,570,305,000.00		(6,565,955,866.94)	2,004,349,133.06	7,567,584,019.00		(6,565,955,866.94)	1,001,628,152.06							168,863,707.36
Personnel Services		5,138,237,000.00		(4,975,045,296.48)	163,191,703.52	5,138,237,000.00		(4,975,045,296.48)	163,191,703.52							37,464,861.74
Maintenance & Other Operating Expenses		3,432,068,000.00		(1,590,910,570.46)	1,841,157,429.54	2,429,347,019.00		(1,590,910,570.46)	838,436,448.54							131,398,845.64
Capital Outlays																
HEALTH HUMAN RESOURCE SUB-PROGRAM																
Human Resources for Health (HRH) and Institutional Capacity Management		108,237,000.00		(20,737,436.86)	87,499,563.14	108,237,000.00		(20,737,436.86)	87,499,563.14							42,009,397.98
Personnel Services		31,046,000.00		-	31,046,000.00	31,046,000.00		-	31,046,000.00							19,314,329.54
Maintenance & Other Operating Expenses		77,191,000.00		(20,737,436.86)	56,453,563.14	77,191,000.00		(20,737,436.86)	56,453,563.14							22,695,068.44
Capital Outlays																
HEALTH PROMOTION SUB-PROGRAM																
Health Promotion		176,788,000.00		-	176,788,000.00	176,788,000.00		-	176,788,000.00							81,977,805.43
Personnel Services		27,834,000.00		-	27,834,000.00	27,834,000.00		-	27,834,000.00							11,257,101.55



PROGRAM/ACTIVITY/PROJECT	UACS CODE	Authorized Appropriation	Adjustments (Transfer To/From)		Adjusted Appropriations	Allotments Received	Adjustments (Withdrawal, Realignment)	ALLOTMENTS			TOTAL OBLIGATION				
			Outside Dept.	Within Dept.				Transfer to	Transfer from	Adjusted Total Allotments	1st Qtr ending March 31	2nd Qtr ending June 30	3rd Qtr ending Sept. 30	4th Qtr ending Dec. 31	TOTAL (REGULAR FUND)
Maintenance & Other Operating Expenses		148,954,000.00		-	148,954,000.00	148,954,000.00	-	-	-	148,954,000.00	1,214,905.39	9,205,652.40	60,300,146.09	-	70,720,703.88
Capital Outlays															
<b>PUBLIC HEALTH PROGRAM</b>															
<b>PUBLIC HEALTH MANAGEMENT SUB-PROGRAM</b>															
Public Health Management		1,116,920,000.00	(723,856,697.90)	393,063,302.10	1,116,920,000.00	1,116,920,000.00	(723,856,697.90)	-	393,063,302.10	9,750,641.86	44,953,870.66	141,285,408.77	-	195,989,921.29	
Personnel Services		39,000.00	-	39,000.00	39,000.00	39,000.00	-	-	39,000.00	-	-	-	-	-	
Maintenance & Other Operating Expenses		1,116,881,000.00	(723,856,697.90)	393,024,302.10	1,116,881,000.00	1,116,881,000.00	(723,856,697.90)	-	393,024,302.10	9,750,641.86	44,953,870.66	141,285,408.77	-	195,989,921.29	
Capital Outlays															
Operation of PNAC Secretariat		8,337,000.00	-	8,337,000.00	8,337,000.00	8,337,000.00	-	-	8,337,000.00	1,450,835.46	3,110,891.40	1,754,262.05	-	6,315,988.91	
Personnel Services		4,624,000.00	-	4,624,000.00	4,624,000.00	4,624,000.00	-	-	4,624,000.00	906,646.46	1,521,161.49	1,034,098.15	-	3,461,906.10	
Maintenance & Other Operating Expenses		3,713,000.00	-	3,713,000.00	3,713,000.00	3,713,000.00	-	-	3,713,000.00	544,189.00	1,589,729.91	720,163.90	-	2,854,082.81	
Capital Outlays															
<b>ENVIRONMENTAL AND OCCUPATIONAL HEALTH SUB-PROGRAM</b>															
Environmental and Occupational Health		31,026,000.00	(29,999,998.00)	1,026,002.00	31,026,000.00	31,026,000.00	(29,999,998.00)	-	1,026,002.00	-	-	-	-	-	
Personnel Services															
Maintenance & Other Operating Expenses		31,026,000.00	(29,999,998.00)	1,026,002.00	31,026,000.00	31,026,000.00	(29,999,998.00)	-	1,026,002.00	-	-	-	-	-	
Capital Outlays															
<b>NATIONAL IMMUNIZATION SUB-PROGRAM</b>															
National Immunization		7,548,889,000.00	-	7,548,889,000.00	7,548,889,000.00	7,548,889,000.00	-	-	7,548,889,000.00	-	581,465,154.25	6,215,540,557.48	-	6,797,005,711.73	
Personnel Services															
Maintenance & Other Operating Expenses		7,548,889,000.00	-	7,548,889,000.00	7,548,889,000.00	7,548,889,000.00	-	-	7,548,889,000.00	-	581,465,154.25	6,215,540,557.48	-	6,797,005,711.73	
Capital Outlays															
<b>FAMILY HEALTH SUB-PROGRAM</b>															
Family Health, Nutrition and Responsible Parenting		2,472,022,000.00	(291,800,000.00)	2,180,222,000.00	2,472,022,000.00	2,472,022,000.00	(291,800,000.00)	-	2,180,222,000.00	-	24,000,000.00	111,753,460.00	-	135,753,460.00	
Personnel Services															
Maintenance & Other Operating Expenses		2,472,022,000.00	(291,800,000.00)	2,180,222,000.00	2,472,022,000.00	2,472,022,000.00	(291,800,000.00)	-	2,180,222,000.00	-	24,000,000.00	111,753,460.00	-	135,753,460.00	
Capital Outlays															
<b>ELIMINATION OF INFECTIOUS DISEASES PROGRAM</b>															
Elimination of Disease such as Malaria, Schistosomiasis, Leprosy and Filariasis		219,365,000.00	(29,100,000.00)	190,265,000.00	219,365,000.00	219,365,000.00	(29,100,000.00)	-	190,265,000.00	27,202,004.40	4,974,740.00	131,783,793.95	-	163,960,538.35	
Personnel Services															
Maintenance & Other Operating Expenses		219,365,000.00	(29,100,000.00)	190,265,000.00	219,365,000.00	219,365,000.00	(29,100,000.00)	-	190,265,000.00	27,202,004.40	4,974,740.00	131,783,793.95	-	163,960,538.35	
Capital Outlays															
Rabies Control		908,360,000.00	(321,200,000.00)	587,160,000.00	908,360,000.00	908,360,000.00	(321,200,000.00)	-	587,160,000.00	-	-	109,219,680.00	-	109,219,680.00	
Personnel Services															
Maintenance & Other Operating Expenses		908,360,000.00	(321,200,000.00)	587,160,000.00	908,360,000.00	908,360,000.00	(321,200,000.00)	-	587,160,000.00	-	-	109,219,680.00	-	109,219,680.00	
Capital Outlays															

PROGRAM/ACTIVITY/PROJECT	UACS CODE	APPROPRIATION				ALLOTMENTS				TOTAL OBLIGATION					
		Authorized Appropriation	Adjustments (Transfer To/From)		Adjusted Appropriations	Allotments Received	Adjustments (Withdrawal, Realignment)	(Transfer to)	Transfer from	Adjusted Total Allotments	1st Qtr ending March 31	2nd Qtr ending June 30	3rd Qtr ending Sept. 30	4th Qtr ending Dec. 31	TOTAL (REGULAR FUND)
			Outside Dept.	Within Dept.											
PREVENTION AND CONTROL OF INFECTIOUS DISEASES															
SUB-PROGRAM															
Prevention and Control of Other Infectious Disease		738,347,000.00		(91,187,565.00)	647,159,435.00	738,347,000.00				647,159,435.00	5,951,600.00	265,414,543.10	337,538,759.54		608,904,902.64
Personnel Services															
Maintenance & Other Operating Expenses		738,347,000.00		(91,187,565.00)	647,159,435.00	738,347,000.00				647,159,435.00	5,951,600.00	265,414,543.10	337,538,759.54		608,904,902.64
Capital Outlays															
TB Control															
Personnel Services		880,129,000.00		(31,560,055.00)	848,568,945.00	880,129,000.00				848,568,945.00		23,849,795.40	806,362,103.38		830,211,898.78
Maintenance & Other Operating Expenses												23,849,795.40	806,362,103.38		830,211,898.78
Capital Outlays															
Assistance to Philippine Tuberculosis															
Personnel Services		13,557,000.00			13,557,000.00	13,557,000.00				13,557,000.00					13,557,000.00
Maintenance & Other Operating Expenses															
Capital Outlays															
NON COMMUNICABLE DISEASES SUB-PROGRAM															
Prevention and Control of Non-Communicable Diseases		605,713,000.00		(235,856,250.00)	369,856,750.00	555,713,000.00				319,856,750.00		55,204,093.00	152,599,750.00		207,803,843.00
Personnel Services															
Maintenance & Other Operating Expenses		605,713,000.00		(235,856,250.00)	369,856,750.00	555,713,000.00				319,856,750.00		55,204,093.00	152,599,750.00		207,803,843.00
Capital Outlays															
EPIDEMIOLOGY AND SURVEILLANCE PROGRAM															
Epidemiology and Surveillance		98,688,000.00		(23,769,244.00)	74,918,756.00	98,688,000.00				74,918,756.00	8,449,591.26	15,475,164.76	16,212,760.27		40,137,516.29
Personnel Services															
Maintenance & Other Operating Expenses		15,678,000.00			15,678,000.00	15,678,000.00				15,678,000.00	4,130,142.95	6,812,428.09	4,701,490.35		15,644,061.39
Capital Outlays		83,010,000.00		(23,769,244.00)	59,240,756.00	83,010,000.00				59,240,756.00	4,319,448.31	8,662,736.67	11,511,269.92		24,493,454.90
HEALTH EMERGENCY MANAGEMENT PROGRAM															
Health Emergency Preparedness and Response		169,626,000.00		(67,085,000.00)	102,541,000.00	169,626,000.00				102,541,000.00	9,318,779.25	16,524,901.70	24,206,512.49		50,050,193.44
Personnel Services															
Maintenance & Other Operating Expenses		7,680,000.00			7,680,000.00	7,680,000.00				7,680,000.00	4,671,848.90	3,008,151.10			7,680,000.00
Capital Outlays		161,946,000.00		(67,085,000.00)	94,861,000.00	161,946,000.00				94,861,000.00	4,646,930.35	13,516,750.60	24,206,512.49		42,370,193.44
Quick Response Fund															
Personnel Services		500,000,000.00		(172,495,587.72)	327,504,412.28	500,000,000.00				327,504,412.28					
Maintenance & Other Operating Expenses															
Capital Outlays		200,000,000.00		(115,182,554.62)	84,817,445.38	200,000,000.00				84,817,445.38					
Capital Outlays		300,000,000.00		(57,313,033.10)	242,686,966.90	300,000,000.00				242,686,966.90					
SUB-TOTAL: 00 : ACCESS TO PROMOTIVE AND PREVENTIVE HEALTH CARE SERVICES IMPROVED		41,025,450,000.00		(17,694,481,183.17)	23,330,968,816.83	36,823,189,272.00				19,128,708,088.83	131,106,751.77	1,228,170,571.16	8,264,731,120.19		9,624,008,443.12
PREXC 00 : ACCESS TO CURATIVE AND REHABILITATIVE HEALTH CARE SERVICES IMPROVED															



PROGRAM/ACTIVITY/PROJECT	UACS CODE	APPROPRIATION					ALLOTMENTS					TOTAL OBLIGATION				
		Authorized Appropriation	Adjustments (Transfer To/From Realignment)		Adjusted Appropriations	Allotments Received	Adjustments (Withdrawal, Realignment)	(Transfer to)	Transfer from	Adjusted Total Allotments	1st Qtr ending March 31	2nd Qtr ending June 30	3rd Qtr ending Sept. 30	4th Qtr ending Dec. 31	TOTAL (REGULAR FUND)	
			Outside Dept.	Within Dept.												
HEALTH FACILITIES OPERATION PROGRAM																
CURATIVE HEALTH CARE SUB-PROGRAM																
Operation of Blood Centers and National Voluntary Blood Services Program		495,169,000.00		(195,393,395.62)	299,775,604.38	495,169,000.00		(195,393,395.62)		299,775,604.38	15,582,846.81	124,356,351.95	18,356,087.62		156,295,286.38	
Personnel Services		6,923,000.00		-	6,923,000.00	6,923,000.00		-		6,923,000.00	561,712.26	902,400.42	653,215.82		2,117,328.50	
Maintenance & Other Operating Expenses		488,246,000.00		(195,393,395.62)	292,852,604.38	488,246,000.00		(195,393,395.62)		292,852,604.38	15,021,134.55	123,453,951.53	17,702,871.80		156,177,957.88	
Capital Outlays																
Operation of DOH Hospitals in Metro Manila (MM)																
Personnel Services																
Maintenance & Other Operating Expenses																
Capital Outlays																
Operation of DOH Regional Hospitals and Other Health Facilities																
Personnel Services																
Maintenance & Other Operating Expenses																
Capital Outlays																
Operation of National Reference Laboratories		18,042,000.00		(8,000,000.00)	10,042,000.00	18,042,000.00		(8,000,000.00)		10,042,000.00						
Personnel Services																
Maintenance & Other Operating Expenses		18,042,000.00		(8,000,000.00)	10,042,000.00	18,042,000.00		(8,000,000.00)		10,042,000.00						
Capital Outlays																
REHABILITATIVE HEALTH CARE SUB-PROGRAM																
Operation of Dangerous Drug Abuse Treatment and Rehabilitation Centers		326,700,000.00		(231,042,327.50)	95,657,672.50	297,700,000.00		(231,042,327.50)		66,657,672.50	5,816,686.99	3,629,262.90	6,617,251.25		16,063,201.14	
Personnel Services		29,000,000.00		-	29,000,000.00	-		-		-	-	-	-		-	
Maintenance & Other Operating Expenses		289,004,000.00		(222,346,327.50)	66,657,672.50	289,004,000.00		(222,346,327.50)		66,657,672.50	5,816,686.99	3,629,262.90	6,617,251.25		16,063,201.14	
Capital Outlays		8,696,000.00		(8,696,000.00)	-	8,696,000.00		(8,696,000.00)		-	-	-	-		-	
SUB-TOTAL: 00 : ACCESS TO CURATIVE AND REHABILITATIVE HEALTH CARE SERVICES IMPROVED		839,911,000.00		(434,435,723.12)	405,475,276.88	810,911,000.00		(434,435,723.12)		376,475,276.88	21,399,533.80	127,985,614.85	24,973,338.87		174,358,487.52	
PREXC 00 : ACCESS TO SAFE AND QUALITY HEALTH COMMODITIES, DEVICES AND FACILITIES ENSURED																
HEALTH REGULATORY PROGRAM																
HEALTH FACILITIES AND SERVICES REGULATION SUB-PROGRAM																
Regulations of Health Facilities and Services		82,690,000.00		(5,035,000.00)	77,655,000.00	82,690,000.00		(5,035,000.00)		77,655,000.00	11,827,148.29	18,271,391.85	15,179,688.38		45,278,228.52	
Personnel Services		52,799,000.00		-	52,799,000.00	52,799,000.00		-		52,799,000.00	9,286,577.66	14,893,087.29	10,316,740.79		34,496,405.74	
Maintenance & Other Operating Expenses		29,891,000.00		(5,035,000.00)	24,856,000.00	29,891,000.00		(5,035,000.00)		24,856,000.00	2,540,570.63	3,378,304.56	4,862,947.59		10,781,822.78	
Capital Outlays																
Regulation of Regional Health Facilities and Services																
Personnel Services																
Maintenance & Other Operating Expenses																
Capital Outlays																
CONSUMER HEALTH AND WELFARE SUB-PROGRAM																



PROGRAM/ACTIVITY/PROJECT	UACS CODE	Authorized Appropriation	APPROPRIATION				ALLOTMENTS				TOTAL OBLIGATION				
			Adjustments (Transfer To/From Realignment)		Adjusted Appropriations	Allotments Received	Adjustments (Withdrawal, Realignment)	(Transfer to)	Transfer from	Adjusted Total Allotments	1st Qtr ending March 31	2nd Qtr ending June 30	3rd Qtr ending Sept. 30	4th Qtr ending Dec. 31	TOTAL (REGULAR FUND)
			Outside Dept.	Within Dept.											
Regulation of Health Products and Establishments															
Personnel Services															
Maintenance & Other Operating Expenses															
Capital Outlays															
<b>ROUTINE QUARANTINE SERVICES SUB-PROGRAM</b>															
Provision of Quarantine Services and International Health Surveillance															
Personnel Services															
Maintenance & Other Operating Expenses															
Capital Outlays															
<b>SUB-TOTAL, 00: ACCESS TO SAFE AND QUALITY HEALTH COMMODITIES, DEVICES AND FACILITIES</b>		82,690,000.00		(5,035,000.00)	77,655,000.00	82,690,000.00				77,655,000.00	11,827,148.29	18,271,391.85	15,179,698.38		45,278,228.52
<b>PREXC 00: ACCESS TO SOCIAL HEALTH PROTECTION ASSURED</b>															
<b>SOCIAL HEALTH PROTECTION PROGRAM</b>															
PROJECTS															
<b>LOCALLY - FUNDED PROJECTS</b>															
Assistance to Indigent Patients either confined or out patient s in government hospitals/specially hospitals/igu		9,381,810,000.00		(4,127,850,400.86)	5,253,959,599.14	9,381,810,000.00				5,253,959,599.14	416,517,364.52	2,008,286.91	822,323,545.46		1,240,849,196.89
Personnel Services															
Maintenance & Other Operating Expenses															
Capital Outlays															
<b>SUB-TOTAL, 00: ACCESS TO SOCIAL HEALTH PROTECTION ASSURED</b>		9,381,810,000.00		(4,127,850,400.86)	5,253,959,599.14	9,381,810,000.00				5,253,959,599.14	416,517,364.52	2,008,286.91	822,323,545.46		1,240,849,196.89
<b>TOTAL OPERATIONS</b>		51,329,861,000.00		(22,281,802,307.15)	29,048,058,692.85	47,098,600,272.00				29,048,058,692.85	24,836,797,964.85	580,850,798.38	1,376,435,864.77	9,127,207,692.90	11,084,494,356.05
<b>TOTAL NEW APPROPRIATIONS</b>		60,501,615,000.00		(22,310,732,913.91)	37,407,497,678.09	48,554,643,007.00				37,407,497,678.09	26,243,910,093.09	1,870,953,789.04	9,399,338,571.39	12,001,756,420.72	14,084,494,356.05
PS		13,437,353,000.00		(4,975,045,296.48)	7,678,923,295.52	5,892,641,735.00				7,678,923,295.52	127,059,547.53	197,415,640.25	143,416,555.33		487,891,743.11
MOOE		30,283,436,000.00		(8,366,879,614.33)	21,916,556,385.67	29,136,338,019.00				21,916,556,385.67	600,778,358.88	1,364,922,010.85	9,179,468,523.40		11,145,168,892.93
CO		16,780,826,000.00		(8,968,808,003.10)	7,812,017,996.90	13,725,663,253.00				7,812,017,996.90	3,626,174.08	308,616,117.94	76,453,492.66		388,895,784.68
<b>II. AUTOMATIC APPROPRIATION</b>															
Retirement and Life Insurance Premium	01104102	45,762,000.00		43,180,301.91	88,942,301.91	45,762,000.00				88,942,301.91	6,968,386.51	10,798,466.10	16,919,957.49		34,686,810.10
Personnel Services															
Maintenance & Other Operating Expenses															
Capital Outlays															
<b>Custom and Duties and Taxes</b>	01104105			143,141,760.00	143,141,760.00					143,141,760.00		93,979,347.12	49,162,411.09		143,141,758.21
Personnel Services															
Maintenance & Other Operating Expenses															
Capital Outlays															
<b>Franchise Tax</b>	03104347	29,420,000.00			29,420,000.00					29,420,000.00					
Personnel Services															
Maintenance & Other Operating Expenses															
Capital Outlays															







PROGRAM/ACTIVITY/PROJECT	UACS CODE	APPROPRIATION				ALLOTMENTS				TOTAL OBLIGATION					
		Authorized Appropriation	Adjustments (Transfer To/From)		Adjusted Appropriations	Allotments Received	Adjustments (Withdrawal, Realignment)	(Transfer to)	Transfer from	Adjusted Total Allotments	1st Qtr ending March 31	2nd Qtr ending June 30	3rd Qtr ending Sept. 30	4th Qtr ending Dec. 31	TOTAL (REGULAR FUND)
			Outside Dept.	Within Dept.											
Personnel Services		56,375,959.66			56,375,959.66										
Capital Outlays		72,534,780.36		(594,000.00)	72,534,780.36										204,743.26
Maintenance & Other Operating Expenses															867,000.00
Operations of Regional Offices															
Personnel Services															
Maintenance & Other Operating Expenses															
Capital Outlays															
<b>TOTAL STO</b>		<b>128,910,740.02</b>		<b>(594,000.00)</b>	<b>128,316,740.02</b>	<b>128,910,740.02</b>		<b>(594,000.00)</b>		<b>128,316,740.02</b>	<b>(235,471.85)</b>	<b>1,307,215.11</b>			<b>1,071,743.26</b>
III. OPERATIONS															
PREXC 00 - ACCESS TO PROMOTIVE AND PREVENTIVE HEALTH CARE SERVICES IMPROVED HEALTH POLICY AND STANDARDS DEVELOPMENT PROGRAM															
International Health Policy Development and Cooperation		5,038,669.70		(2,600,000.00)	2,438,669.70	5,038,669.70		(2,600,000.00)		2,438,669.70	342,801.74	20,039.40	467.36		363,308.50
Personnel Services															
Maintenance & Other Operating Expenses		5,038,669.70		(2,600,000.00)	2,438,669.70	5,038,669.70		(2,600,000.00)		2,438,669.70	342,801.74	20,039.40	467.36		363,308.50
Capital Outlays															
Health Sector Policy and Plan Development		948,237.89			948,237.89	948,237.89				948,237.89	268,363.72	14,699.56	424,500.00		707,563.28
Personnel Services															
Maintenance & Other Operating Expenses		948,237.89			948,237.89	948,237.89				948,237.89	268,363.72	14,699.56	424,500.00		707,563.28
Capital Outlays															
Health Sector Research Development		604,120.00			604,120.00	604,120.00				604,120.00		240,618.49			240,618.49
Personnel Services															
Maintenance & Other Operating Expenses		604,120.00			604,120.00	604,120.00				604,120.00		240,618.49			240,618.49
Capital Outlays															
HEALTH SYSTEMS STRENGTHENING PROGRAM															
SERVICE DELIVERY SUB-PROGRAM															
Health Facility Policy and Plan Development		1,004,875.90		(630,000.00)	374,875.90	1,004,875.90		(630,000.00)		374,875.90	(165,652.30)	521,636.24			355,983.94
Personnel Services															
Maintenance & Other Operating Expenses		1,004,875.90		(630,000.00)	374,875.90	1,004,875.90		(630,000.00)		374,875.90	(165,652.30)	521,636.24			355,983.94
Capital Outlays															
Health Facilities Enhancement Program		13,973,095.00			13,973,095.00	13,794,000.00				13,794,000.00					
Personnel Services															
Maintenance & Other Operating Expenses		13,973,095.00			13,973,095.00	13,794,000.00				13,794,000.00					
Capital Outlays															
Local Health Systems Development and Assistance		92,742.96			92,742.96	92,742.96				92,742.96	(83,901.96)	83,901.96			
Personnel Services															





PROGRAM/ACTIVITY/PROJECT	UACS CODE	Authorized Appropriation	APPROPRIATION				Adjusted Appropriations	Allotments Received	Adjustments (Withdrawal, Realignment)	ALLOTMENTS				Adjusted Total Allotments	TOTAL OBLIGATION					
			Adjustments (Transfer To/From Realignment)		Adjusted Appropriations	Allotments Received				Adjustments (Withdrawal, Realignment)	(Transfer to)	Transfer from	Adjusted Total Allotments		1st Qtr ending March 31	2nd Qtr ending June 30	3rd Qtr ending Sept. 30	4th Qtr ending Dec. 31	TOTAL (REGULAR FUND)	
			Outside Dept.	Within Dept.																Outside Dept.
<b>NATIONAL IMMUNIZATION SUB-PROGRAM</b>																				
National Immunization		618,858,773.09	-	-	618,858,773.09	618,858,773.09	618,858,773.09	-	-	-	-	618,858,773.09	87,457,378.27	35,551,209.55	8,189,073.20	-	131,197,661.02			
Personnel Services																				
Maintenance & Other Operating Expenses		618,858,773.09	-	-	618,858,773.09	618,858,773.09	618,858,773.09	-	-	-	-	618,858,773.09	87,457,378.27	35,551,209.55	8,189,073.20	-	131,197,661.02			
Capital Outlays																				
<b>FAMILY HEALTH SUB-PROGRAM</b>																				
Family Health, Nutrition and Responsible Parenting		1,697,713,003.58	-	(38,405,794.00)	1,659,307,209.58	1,697,713,003.58	1,697,713,003.58	(38,405,794.00)	-	-	-	1,659,307,209.58	-	13,552,000.00	818,132,920.24	-	831,684,920.24			
Personnel Services																				
Maintenance & Other Operating Expenses		1,697,713,003.58	-	(38,405,794.00)	1,659,307,209.58	1,697,713,003.58	1,697,713,003.58	(38,405,794.00)	-	-	-	1,659,307,209.58	-	13,552,000.00	818,132,920.24	-	831,684,920.24			
Capital Outlays																				
<b>ELIMINATION OF INFECTIOUS DISEASES PROGRAM</b>																				
Elimination of Disease such as Malaria, Schistosomiasis, Leprosy and Filariasis		59,529,027.78	-	(11,199,449.00)	48,329,578.78	59,529,027.78	59,529,027.78	(11,199,449.00)	-	-	-	48,329,578.78	-	-	-	-	-	-	-	-
Personnel Services																				
Maintenance & Other Operating Expenses		59,529,027.78	-	(11,199,449.00)	48,329,578.78	59,529,027.78	59,529,027.78	(11,199,449.00)	-	-	-	48,329,578.78	-	-	-	-	-	-	-	-
Capital Outlays																				
Rabies Control		261,650,000.00	-	(260,650,000.00)	1,000,000.00	261,650,000.00	261,650,000.00	-	(260,650,000.00)	-	-	1,000,000.00	(221,122,050.00)	221,122,050.00	-	-	-	-	-	-
Personnel Services																				
Maintenance & Other Operating Expenses		261,650,000.00	-	(260,650,000.00)	1,000,000.00	261,650,000.00	261,650,000.00	-	(260,650,000.00)	-	-	1,000,000.00	(221,122,050.00)	221,122,050.00	-	-	-	-	-	-
Capital Outlays																				
<b>PREVENTION AND CONTROL OF INFECTIOUS DISEASES SUB-PROGRAM</b>																				
Prevention and Control of Other Infectious Disease		264,438,432.12	-	(32,974,963.00)	231,463,469.12	264,438,432.12	264,438,432.12	(24,592,213.00)	(8,382,750.00)	-	-	231,463,469.12	-	-	8,074,271.00	-	8,074,271.00			
Personnel Services																				
Maintenance & Other Operating Expenses		264,438,432.12	-	(32,974,963.00)	231,463,469.12	264,438,432.12	264,438,432.12	(24,592,213.00)	(8,382,750.00)	-	-	231,463,469.12	-	-	8,074,271.00	-	8,074,271.00			
Capital Outlays																				
TB Control		305,775,000.00	-	(18,250,030.00)	287,524,970.00	305,775,000.00	305,775,000.00	(2,795,000.00)	(15,455,030.00)	-	-	287,524,970.00	-	-	-	-	-	-	-	-
Personnel Services																				
Maintenance & Other Operating Expenses		305,775,000.00	-	(18,250,030.00)	287,524,970.00	305,775,000.00	305,775,000.00	(2,795,000.00)	(15,455,030.00)	-	-	287,524,970.00	-	-	46,963,212.91	20,999,718.00	-	67,962,930.91		
Capital Outlays																				
Assistance to Philippine Tuberculosis																				
Personnel Services																				
Maintenance & Other Operating Expenses																				
Capital Outlays																				
<b>NON COMMUNICABLE DISEASES SUB-PROGRAM</b>																				
Prevention and Control of Non-Communicable Diseases		119,689,175.01	-	(64,209,206.00)	55,479,969.01	69,689,175.01	69,689,175.01	(64,209,206.00)	-	-	-	55,479,969.01	(110,870.09)	2,024,794.59	-	-	-	-	-	1,913,924.50
Personnel Services																				
Maintenance & Other Operating Expenses		119,689,175.01	-	(64,209,206.00)	55,479,969.01	69,689,175.01	69,689,175.01	(64,209,206.00)	-	-	-	55,479,969.01	(110,870.09)	2,024,794.59	-	-	-	-	-	1,913,924.50
Capital Outlays																				
Maintenance & Other Operating Expenses		119,689,175.01	-	(64,209,206.00)	55,479,969.01	69,689,175.01	69,689,175.01	(64,209,206.00)	-	-	-	55,479,969.01	(110,870.09)	2,024,794.59	-	-	-	-	-	1,913,924.50



PROGRAM/ACTIVITY/PROJECT	UACS CODE	APPROPRIATION				ALLOTMENTS				TOTAL OBLIGATION				
		Authorized Appropriation	Adjustments (Transfer To/From)		Adjusted Appropriations	Allotments Received	Adjustments (Withdrawal, Reassignment)	Transfer from	Adjusted Total Allotments	1st Qtr ending March 31	2nd Qtr ending June 30	3rd Qtr ending Sept. 30	4th Qtr ending Dec. 31	TOTAL (REGULAR FUND)
			Outside Dept.	Within Dept.										
EPIDEMIOLOGY AND SURVEILLANCE PROGRAM														
Epidemiology and Surveillance		4,403,633.78	(3,300,000.00)	1,103,633.78	4,403,633.78	-	(3,300,000.00)	-	1,103,633.78	(536,131.91)	891,794.11	500,000.00	-	855,662.20
Personnel Services														
Maintenance & Other Operating Expenses		4,403,633.78	(3,300,000.00)	1,103,633.78	4,403,633.78	-	(3,300,000.00)	-	1,103,633.78	(536,131.91)	891,794.11	500,000.00	-	855,662.20
Capital Outlays														
HEALTH EMERGENCY MANAGEMENT PROGRAM														
Health Emergency Preparedness and Response		38,519,371.76	(34,461,116.60)	4,058,255.16	38,519,371.76	(17,961,917.00)	(16,499,199.60)	-	4,058,255.16	304,968.43	2,223,102.96	979,359.71	-	3,507,431.10
Personnel Services														
Maintenance & Other Operating Expenses		38,519,371.76	(34,461,116.60)	4,058,255.16	38,519,371.76	(17,961,917.00)	(16,499,199.60)	-	4,058,255.16	304,968.43	2,223,102.96	979,359.71	-	3,507,431.10
Capital Outlays														
Quick Response Fund		257,918,769.47	(61,453,878.56)	196,464,890.91	257,918,769.47	-	(61,453,878.56)	-	196,464,890.91	-	-	162,685,666.39	-	162,685,666.39
Personnel Services														
Maintenance & Other Operating Expenses		178,500,000.00	(10,059,662.50)	168,440,337.50	178,500,000.00	-	(10,059,662.50)	-	168,440,337.50	-	-	162,685,666.39	-	162,685,666.39
Capital Outlays		79,418,769.47	(51,394,216.06)	28,024,553.41	79,418,769.47	-	(51,394,216.06)	-	28,024,553.41	-	-	-	-	-
SUB-TOTAL - ACCESS TO PROMOTIVE AND PREVENTIVE HEALTH CARE SERVICES IMPROVED		3,784,926,145.13	(587,296,480.64)	3,197,629,664.49	3,734,747,050.13	(172,598,149.00)	(414,698,311.64)	-	3,147,450,589.49	(127,555,104.99)	340,992,477.83	1,020,171,468.61	-	1,233,608,841.45
PREXC 00 : ACCESS TO CURATIVE AND REHABILITATIVE HEALTH CARE SERVICES IMPROVED														
HEALTH FACILITIES OPERATION PROGRAM														
CURATIVE HEALTH CARE SUB-PROGRAM														
Operation of Blood Centers and National Voluntary Blood Services Program		745,984.63	-	745,984.63	745,984.63	-	-	-	745,984.63	107,073.14	302,617.18	(55.52)	-	409,634.80
Personnel Services														
Maintenance & Other Operating Expenses		745,984.63	-	745,984.63	745,984.63	-	-	-	745,984.63	107,073.14	302,617.18	(55.52)	-	409,634.80
Capital Outlays														
Operation of DOH Hospitals in Metro Manila (MM)														
Personnel Services														
Maintenance & Other Operating Expenses														
Capital Outlays														
Operation of DOH Regional Hospitals and Other Health Facilities														
Personnel Services														
Maintenance & Other Operating Expenses														
Capital Outlays														
Operation of National Reference Laboratories		13,000,000.00	(10,400,000.00)	2,600,000.00	13,000,000.00	-	(10,400,000.00)	-	2,600,000.00	-	-	-	-	-
Personnel Services														
Maintenance & Other Operating Expenses		13,000,000.00	(10,400,000.00)	2,600,000.00	13,000,000.00	-	(10,400,000.00)	-	2,600,000.00	-	-	-	-	-
Capital Outlays														

PROGRAM/ACTIVITY/PROJECT	UACS CODE	APPROPRIATION					ALLOTMENTS					TOTAL OBLIGATION				
		Authorized Appropriation	Adjustments (Transfer To/From Realignment)		Adjusted Appropriations	Allotments Received	Adjustments (Withdrawal, Realignment)	(Transfer to)	Transfer from	Adjusted Total Allotments	1st Qtr ending March 31	2nd Qtr ending June 30	3rd Qtr ending Sept. 30	4th Qtr ending Dec. 31	TOTAL (REGULAR FUND)	
			Outside Dept.	Within Dept.												
REHABILITATIVE HEALTH CARE SUB-PROGRAM																
Operation of Dangerous Drug Abuse Treatment and Rehabilitation Centers		3,276,924.21	-	150,597.00	3,427,521.21	3,276,924.21	32,950,597.00	(32,800,000.00)	-	3,427,521.21	(5,729.69)	252,784.39	-	-	247,054.70	
Personnel Services																
Maintenance & Other Operating Expenses		333,484.21		150,597.00	484,081.21	333,484.21	32,950,597.00	(32,800,000.00)		484,081.21	(5,729.69)	252,784.39			247,054.70	
Capital Outlays		2,943,440.00		-	2,943,440.00	2,943,440.00	-			2,943,440.00	-	-		-	-	
<b>SUB-TOTAL, 00: ACCESS TO CURATIVE AND REHABILITATIVE HEALTH CARE SERVICES IMPROVED</b>		<b>17,022,908.84</b>	<b>-</b>	<b>(10,249,403.00)</b>	<b>6,773,505.84</b>	<b>17,022,908.84</b>	<b>32,950,597.00</b>	<b>(43,200,000.00)</b>	<b>-</b>	<b>6,773,505.84</b>	<b>101,343.45</b>	<b>555,401.57</b>	<b>(55.52)</b>	<b>-</b>	<b>656,689.50</b>	
PREXC 00: ACCESS TO SAFE AND QUALITY HEALTH COMMODITIES, DEVICES AND FACILITIES ENSURED																
HEALTH REGULATORY PROGRAM																
HEALTH FACILITIES AND SERVICES REGULATION SUB-PROGRAM																
Regulations of Health Facilities and Services		55,880.27			55,880.27	55,880.27				55,880.27	3,664.00	52,216.27			55,880.27	
Personnel Services																
Maintenance & Other Operating Expenses		55,880.27			55,880.27	55,880.27				55,880.27	3,664.00	52,216.27			55,880.27	
Capital Outlays																
CONSUMER HEALTH AND WELFARE SUB-PROGRAM																
Regulation of Health Products and Establishments																
Personnel Services																
Maintenance & Other Operating Expenses																
Capital Outlays																
ROUTINE QUARANTINE SERVICES SUB-PROGRAM																
Provision of Quarantine Services and International Health Surveillance																
Personnel Services																
Maintenance & Other Operating Expenses																
Capital Outlays																
<b>SUB-TOTAL, 00: ACCESS TO SAFE AND QUALITY HEALTH COMMODITIES, DEVICES AND FACILITIES</b>		<b>55,880.27</b>	<b>-</b>	<b>-</b>	<b>55,880.27</b>	<b>55,880.27</b>	<b>-</b>	<b>-</b>	<b>-</b>	<b>55,880.27</b>	<b>3,664.00</b>	<b>52,216.27</b>	<b>-</b>	<b>-</b>	<b>55,880.27</b>	
PREXC 00: ACCESS TO SOCIAL HEALTH PROTECTION ASSURED																
SOCIAL HEALTH PROTECTION PROGRAM																
PROJECTS																
LOCALLY - FUNDED PROJECTS																
Assistance to Indigent Patients either confined or out patient s in government hospitals/specially hospitals/igu		45,879.73		1,000,000.00	1,045,879.73	45,879.73	139,647,552.00	(138,647,552.00)		1,045,879.73	(916.88)	916.88			0.00	
Personnel Services																
Maintenance & Other Operating Expenses		45,879.73		1,000,000.00	1,045,879.73	45,879.73	139,647,552.00	(138,647,552.00)		1,045,879.73	(916.88)	916.88			0.00	
Capital Outlays																



PROGRAM/ACTIVITY/PROJECT	UACS CODE	Authorized Appropriation	Adjustments (Transfer To/From Realignment)		Adjusted Appropriations	Allotments Received	Adjustments (Withdrawal, Realignment)		ALLOTMENTS		TOTAL OBLIGATION				
			Outside Dept.	Within Dept.			(Transfer to)	Transfer from	Adjusted Total Allotments	1st Qtr ending March 31	2nd Qtr ending June 30	3rd Qtr ending Sept. 30	4th Qtr ending Dec. 31	TOTAL (REGULAR FUND)	
SUB-TOTAL, 00, ACCESS TO SOCIAL HEALTH PROTECTION ASSURED		45,879.73	-	1,000,000.00	1,045,879.73	45,879.73	139,647,552.00	(138,647,552.00)	-	1,045,879.73	(916.88)	916.88	-	-	0.00
TOTAL OPERATIONS		3,802,050,813.97	-	(596,545,863.64)	3,205,504,950.33	3,751,871,718.97	-	(596,545,863.64)	-	3,155,325,855.33	(127,451,014.42)	341,601,012.55	1,020,171,413.09	-	1,234,327,411.22
TOTAL SPECIFIC BUDGET (CONAP)		3,945,146,241.10	-	(597,139,863.64)	3,348,006,377.46	3,894,967,146.10	-	(597,139,863.64)	-	3,297,827,282.46	(123,141,133.54)	346,359,231.09	1,020,188,698.20	-	1,243,406,795.75
MOOE		3,776,276,156.27	-	(545,745,647.58)	3,230,530,508.69	3,726,276,156.27	-	(545,745,647.58)	-	3,180,530,508.69	(122,141,133.54)	345,492,231.09	1,020,188,698.20	-	1,242,539,795.75
CO		168,870,084.83	-	(51,394,216.06)	117,475,868.77	168,690,989.83	-	(51,394,216.06)	-	117,288,773.77	-	867,000.00	-	-	867,000.00
<b>III. SPECIAL PURPOSE FUND</b>															
Contingent Fund	01102402	-	-	211,000,000.00	211,000,000.00	-	500,000,000.00	(289,000,000.00)	-	211,000,000.00	-	211,000,000.00	-	-	211,000,000.00
Personnel Services		-	-	-	-	-	-	-	-	-	-	-	-	-	-
Maintenance & Other Operating Expenses		-	-	211,000,000.00	211,000,000.00	-	500,000,000.00	(289,000,000.00)	-	211,000,000.00	-	211,000,000.00	-	-	211,000,000.00
Capital Outlays		-	-	-	-	-	-	-	-	-	-	-	-	-	-
Calamity Funds	01102401	-	-	238,860,000.00	238,860,000.00	-	244,850,500.00	(5,990,500.00)	-	238,860,000.00	-	238,860,000.00	-	-	-
Personnel Services		-	-	-	-	-	-	-	-	-	-	-	-	-	-
Maintenance & Other Operating Expenses		-	-	-	-	-	-	-	-	-	-	-	-	-	-
Capital Outlays		-	-	238,860,000.00	238,860,000.00	-	244,850,500.00	(5,990,500.00)	-	238,860,000.00	-	238,860,000.00	-	-	-
SUB-TOTAL, SPECIAL PURPOSE		-	-	449,860,000.00	449,860,000.00	-	744,850,500.00	(294,990,500.00)	-	449,860,000.00	-	211,000,000.00	-	-	211,000,000.00
PS		-	-	-	-	-	-	-	-	-	-	-	-	-	-
MOOE		-	-	211,000,000.00	211,000,000.00	-	500,000,000.00	(289,000,000.00)	-	211,000,000.00	-	211,000,000.00	-	-	211,000,000.00
CO		-	-	238,860,000.00	238,860,000.00	-	244,850,500.00	(5,990,500.00)	-	238,860,000.00	-	238,860,000.00	-	-	-
FE		-	-	-	-	-	-	-	-	-	-	-	-	-	-
TOTAL (CONAP 2018)		3,945,146,241.10	-	(147,279,863.64)	3,797,866,377.46	3,894,967,146.10	744,850,500.00	(892,130,363.64)	-	3,747,837,282.46	(123,141,133.54)	557,359,231.09	1,020,188,698.20	-	1,454,486,795.75
PS		-	-	-	-	-	-	-	-	-	-	-	-	-	-
MOOE		3,776,276,156.27	-	(334,745,647.58)	3,441,530,508.69	3,726,276,156.27	500,000,000.00	(834,745,647.58)	-	3,391,530,508.69	(123,141,133.54)	556,492,231.09	1,020,188,698.20	-	1,453,539,795.75
CO		168,870,084.83	-	187,485,783.94	356,355,868.77	168,690,989.83	244,850,500.00	(57,384,716.06)	-	356,156,773.77	-	867,000.00	-	-	867,000.00
FE		-	-	-	-	-	-	-	-	-	-	-	-	-	-
<b>GRAND TOTAL (CURRENT + CONAP)</b>															
PS		64,521,943,241.10	(783,384,408.00)	(21,730,592,788.64)	42,007,966,064.46	52,485,372,153.10	1,872,191,290.00	(23,602,784,058.64)	-	30,764,779,384.46	620,716,122.51	2,539,709,811.10	10,496,113,166.46	-	13,656,538,900.07
MOOE		13,483,115,000.00	(783,384,408.00)	(4,390,767,047.57)	8,308,963,544.43	5,738,403,735.00	984,199,030.00	(5,374,966,077.57)	-	1,347,636,887.43	139,452,723.29	214,832,904.10	170,840,041.11	-	525,125,668.50
CO		34,089,132,156.27	-	(8,568,483,501.91)	25,530,648,654.36	32,862,614,175.27	643,141,760.00	(9,201,625,261.91)	-	24,304,130,673.36	477,637,225.14	2,015,393,589.06	10,248,819,632.69	-	12,741,850,446.89
FE		16,949,896,084.83	-	(8,761,342,219.16)	8,188,553,865.67	13,894,354,242.83	244,850,500.00	(9,026,192,719.16)	-	5,113,012,023.67	3,626,174.08	309,483,117.94	76,453,492.66	-	389,562,784.68



PROGRAM/ACTIVITY/PROJECT	TOTAL DISBURSEMENT					TOTAL	BALANCES				
	1st Qtr ending March 31	2nd Qtr ending June 30	3rd Qtr ending Sept. 30	4th Qtr ending Dec. 31			Unreleased Appropriation	Unobligated Allotment	UNPAID OBLIGATION	Due and Demandable	Not Yet Due and Demandable
<b>I. NEW APPROPRIATION (CURRENT)</b>											
<b>A. PROGRAMS</b>											
<b>I. GENERAL ADMINISTRATION AND SUPPORT</b>											
General Management and Supervision	99,529,930.97	154,535,971.67	115,185,401.78	-	-	369,251,304.42	-	120,943,085.16	954,713.29	72,307,755.97	
Personnel Services	63,795,639.98	100,610,814.26	86,460,575.77	-	-	250,867,030.01	-	2,462,256.70	954,713.29	0.00	
Maintenance & Other Operating Expenses	35,734,290.99	53,925,157.41	28,724,826.01	-	-	118,384,274.41	-	94,980,828.46	-	72,307,755.97	
Capital Outlays	-	-	-	-	-	-	-	23,500,000.00	-	-	
Administration of Personnel Benefits	-	698,428.42	-	-	-	698,428.42	6,932,326,857.00	0.68	210,305.90	-	
Personnel Services	-	698,428.42	-	-	-	698,428.42	6,932,326,857.00	0.68	210,305.90	-	
Maintenance & Other Operating Expenses	-	-	-	-	-	-	-	-	-	-	
Capital Outlays	-	-	-	-	-	-	-	-	-	-	
<b>TOTAL, GASS</b>	<b>99,529,930.97</b>	<b>155,234,400.09</b>	<b>115,185,401.78</b>	<b>-</b>	<b>-</b>	<b>369,949,732.84</b>	<b>6,932,326,857.00</b>	<b>120,943,085.84</b>	<b>1,165,019.19</b>	<b>72,307,755.97</b>	
<b>II. SUPPORT TO OPERATIONS</b>											
Health Information Technology	9,287,013.12	19,353,409.58	308,954,837.46	-	-	337,595,260.16	-	368,906,977.73	-	136,244,296.51	
Personnel Services	4,626,669.86	3,152,330.14	-	-	-	7,779,000.00	-	-	-	-	
Maintenance & Other Operating Expenses	4,660,343.26	16,201,079.44	15,651,712.52	-	-	36,513,135.22	-	178,291,762.41	-	40,851,636.77	
Capital Outlays	-	-	293,303,124.94	-	-	293,303,124.94	-	190,615,215.32	-	95,392,659.74	
Operations of Regional Offices	-	-	-	-	-	-	-	-	-	-	
Personnel Services	-	-	-	-	-	-	-	-	-	-	
Maintenance & Other Operating Expenses	-	-	-	-	-	-	-	-	-	-	
Capital Outlays	-	-	-	-	-	-	-	-	-	-	
<b>TOTAL, STO</b>	<b>9,287,013.12</b>	<b>19,353,409.58</b>	<b>308,954,837.46</b>	<b>-</b>	<b>-</b>	<b>337,595,260.16</b>	<b>-</b>	<b>368,906,977.73</b>	<b>-</b>	<b>136,244,296.51</b>	
<b>III. OPERATIONS</b>											
<b>PREVIOUS ACCESS TO PROMOTIVE AND PREVENTIVE HEALTH CARE SERVICES IMPROVED HEALTH POLICY AND STANDARDS DEVELOPMENT PROGRAM</b>											
International Health Policy Development and Cooperation	6,296,182.48	10,803,554.67	8,482,626.41	-	-	25,582,363.56	-	14,263,532.45	13,651.41	4,064,452.58	
Personnel Services	4,361,143.73	6,991,531.74	5,007,649.95	-	-	16,360,325.42	-	7,825,023.17	13,651.41	0.00	
Maintenance & Other Operating Expenses	1,936,038.75	3,812,022.93	3,474,976.46	-	-	9,222,038.14	-	6,438,509.28	-	4,064,452.58	
Capital Outlays	-	-	-	-	-	-	-	-	-	-	
Health Sector Policy and Plan Development	9,319,372.52	14,091,614.88	10,023,253.94	-	-	33,434,241.34	10,000,000.00	106,372.99	78,016.62	389,769.05	
Personnel Services	7,393,600.20	11,486,010.77	5,602,372.41	-	-	24,481,983.38	-	-	78,016.62	(0.00)	
Maintenance & Other Operating Expenses	1,925,772.32	2,605,604.11	4,420,881.53	-	-	8,952,257.96	10,000,000.00	106,372.99	-	389,769.05	



PROGRAM/ACTIVITY/PROJECT	TOTAL DISBURSEMENT					BALANCES			
	1st Qtr ending March 31	2nd Qtr ending June 30	3rd Qtr ending Sept. 30	4th Qtr ending Dec. 31	TOTAL	Unreleased Appropriation	Unobligated Allotment	Due and Demandable	Not Yet Due and Demandable
Capital Outlays	-	-	-	-	-	-	-	-	-
Health Sector Research Development	-	1,560.00	442,791.55	-	444,351.55	-	80,752,488.14	-	3,892,160.31
Personnel Services	-	-	-	-	-	-	51,572,000.00	-	-
Maintenance & Other Operating Expenses	-	1,560.00	442,791.55	-	444,351.55	-	29,180,488.14	-	3,892,160.31
Capital Outlays	-	-	-	-	-	-	-	-	-
HEALTH SYSTEMS STRENGTHENING PROGRAM									
SERVICE DELIVERY SUB-PROGRAM									
Health Facility Policy and Plan Development	10,204,989.66	21,454,119.67	19,334,358.61	-	50,993,467.94	-	62,900,719.51	59,126.55	6,141,313.00
Personnel Services	6,641,121.78	10,546,152.01	7,268,909.20	-	24,456,182.99	-	9,449,690.46	59,126.55	0.00
Maintenance & Other Operating Expenses	3,563,867.88	10,907,967.66	12,065,449.41	-	26,537,284.95	-	53,451,029.05	-	6,141,313.00
Capital Outlays	-	-	-	-	-	-	-	-	-
Health Facilities Enhancement Program	-	-	2,462,517.95	-	2,462,517.95	3,055,162,747.00	3,937,435,123.06	-	543,830.79
Personnel Services	-	-	-	-	-	-	-	-	-
Maintenance & Other Operating Expenses	-	-	2,462,517.95	-	2,462,517.95	-	26,077,840.06	-	543,830.79
Capital Outlays	-	-	-	-	-	3,055,162,747.00	3,911,357,283.00	-	-
Local Health Systems Development and Assistance	4,085,373.13	6,924,493.50	20,936,315.86	-	31,946,182.49	-	5,786,738.42	12,283.37	1,760,795.72
Personnel Services	3,373,562.64	5,646,088.71	1,465,049.84	-	10,484,701.19	-	17,015.44	12,283.37	0.00
Maintenance & Other Operating Expenses	711,810.49	1,278,404.79	19,471,266.02	-	21,461,481.30	-	5,769,722.98	-	1,760,795.72
Capital Outlays	-	-	-	-	-	-	-	-	-
Pharmaceutical Management	1,539,511.86	2,413,375.36	3,997,314.22	-	7,950,201.44	84,377,000.00	346,231,908.78	-	2,478,162.23
Personnel Services	-	-	-	-	-	-	-	-	-
Maintenance & Other Operating Expenses	1,539,511.86	2,413,375.36	3,997,314.22	-	7,950,201.44	84,377,000.00	346,231,908.78	-	2,478,162.23
Capital Outlays	-	-	-	-	-	-	-	-	-
HEALTH HUMAN RESOURCE SUB-PROGRAM									
Human Resource for Health (HRH) Deployment	17,649,271.37	53,090,008.66	34,028,755.56	-	104,766,035.59	1,002,720,981.00	832,764,444.68	515,030.04	63,582,641.75
Personnel Services	8,435,575.87	17,834,676.63	10,679,579.20	-	36,949,831.70	-	125,726,841.78	515,030.04	(0.00)
Maintenance & Other Operating Expenses	9,213,695.50	35,255,332.03	23,347,176.36	-	67,816,203.89	1,002,720,981.00	707,037,602.90	-	63,582,641.75
Capital Outlays	-	-	-	-	-	-	-	-	-
Human Resources for Health (HRH) and Institutional Capacity Management	10,603,507.90	14,004,134.65	12,982,873.50	-	37,590,516.05	-	45,490,175.16	21,651.23	4,397,220.70
Personnel Services	5,204,522.81	8,411,597.00	5,676,558.50	-	19,292,678.31	-	11,731,670.46	21,651.23	0.00
Maintenance & Other Operating Expenses	5,398,985.09	5,592,537.65	7,306,315.00	-	18,297,837.74	-	33,758,504.70	-	4,397,220.70
Capital Outlays	-	-	-	-	-	-	-	-	-
HEALTH PROMOTION SUB-PROGRAM									
Health Promotion	4,207,870.61	6,863,484.91	7,005,498.78	-	18,076,854.30	-	94,810,194.57	8,722.30	63,892,228.83
Personnel Services	3,093,755.34	4,781,033.18	3,373,590.73	-	11,248,379.25	-	16,576,898.45	8,722.30	0.00

PROGRAM/ACTIVITY/PROJECT	TOTAL DISBURSEMENT					BALANCES			
	1st Qtr ending March 31	2nd Qtr ending June 30	3rd Qtr ending Sept. 30	4th Qtr ending Dec. 31	TOTAL	Unreleased Appropriation	Unobligated Allotment	UNPAID OBLIGATION Due and Demandable	Not Yet Due and Demandable
Maintenance & Other Operating Expenses	1,114,115.27	2,082,451.73	3,631,908.05	-	6,828,475.05	-	78,233,296.12	-	63,892,228.83
Capital Outlays	-	-	-	-	-	-	-	-	-
<b>PUBLIC HEALTH PROGRAM</b>									
<b>PUBLIC HEALTH MANAGEMENT SUB-PROGRAM</b>									
Public Health Management	7,584,829.12	11,335,713.52	45,292,852.90	-	64,213,395.54	-	197,073,380.81	-	131,776,525.75
Personnel Services	-	-	-	-	-	-	39,000.00	-	-
Maintenance & Other Operating Expenses	7,584,829.12	11,335,713.52	45,292,852.90	-	64,213,395.54	-	197,034,380.81	-	131,776,525.75
Capital Outlays	-	-	-	-	-	-	-	-	-
Operation of PNAAC Secretariat	1,275,045.46	2,885,992.64	1,834,783.29	-	5,995,821.39	-	2,021,011.09	7,303.08	312,864.44
Personnel Services	906,646.46	1,516,519.75	1,031,436.81	-	3,454,603.02	-	1,162,093.90	7,303.08	0.00
Maintenance & Other Operating Expenses	368,399.00	1,369,472.89	803,346.48	-	2,541,218.37	-	858,917.19	-	312,864.44
Capital Outlays	-	-	-	-	-	-	-	-	-
<b>ENVIRONMENTAL AND OCCUPATIONAL HEALTH SUB-PROGRAM</b>									
Environmental and Occupational Health	-	-	-	-	-	-	-	-	-
Personnel Services	-	-	-	-	-	-	1,026,002.00	-	-
Maintenance & Other Operating Expenses	-	-	-	-	-	-	-	-	-
Capital Outlays	-	-	-	-	-	-	1,026,002.00	-	-
<b>NATIONAL IMMUNIZATION SUB-PROGRAM</b>									
National Immunization	-	-	151,639,609.46	-	151,639,609.46	-	751,883,288.27	-	6,645,366,102.27
Personnel Services	-	-	-	-	-	-	-	-	-
Maintenance & Other Operating Expenses	-	-	-	-	-	-	-	-	-
Capital Outlays	-	-	151,639,609.46	-	151,639,609.46	-	751,883,288.27	-	6,645,366,102.27
<b>FAMILY HEALTH SUB-PROGRAM</b>									
Family Health, Nutrition and Responsible Parenting	-	-	32,200,000.00	-	32,200,000.00	-	2,044,468,540.00	-	103,553,460.00
Personnel Services	-	-	-	-	-	-	-	-	-
Maintenance & Other Operating Expenses	-	-	-	-	-	-	-	-	-
Capital Outlays	-	-	32,200,000.00	-	32,200,000.00	-	2,044,468,540.00	-	103,553,460.00
<b>ELIMINATION OF INFECTIOUS DISEASES PROGRAM</b>									
Elimination of Disease such as Malaria, Schistosomiasis, Leprosy and Filariasis	-	-	20,000,000.00	-	20,000,000.00	-	26,304,461.65	-	143,960,538.35
Personnel Services	-	-	-	-	-	-	-	-	-
Maintenance & Other Operating Expenses	-	-	20,000,000.00	-	20,000,000.00	-	26,304,461.65	-	143,960,538.35
Capital Outlays	-	-	-	-	-	-	-	-	-
Rabies Control	-	-	-	-	-	-	-	-	-
Personnel Services	-	-	-	-	-	-	477,940,320.00	-	109,219,680.00
Maintenance & Other Operating Expenses	-	-	-	-	-	-	-	-	-
Capital Outlays	-	-	-	-	-	-	477,940,320.00	-	109,219,680.00



PROGRAM/ACTIVITY/PROJECT	TOTAL DISBURSEMENT					BALANCES				
	1st Qtr ending March 31	2nd Qtr ending June 30	3rd Qtr ending Sept. 30	4th Qtr ending Dec. 31	TOTAL	Unreleased Appropriation	Unobligated Allotment	UNPAID OBLIGATION		
								Due and Demandable	Not Yet Due and Demandable	
<b>PREVENTION AND CONTROL OF INFECTIOUS DISEASES SUB-PROGRAM</b>										
Prevention and Control of Other Infectious Disease										
Personnel Services	-	-	6,569,083.11	-	6,569,083.11	-	38,254,532.36	-	602,335,819.53	-
Maintenance & Other Operating Expenses	-	-	6,569,083.11	-	6,569,083.11	-	-	-	-	-
Capital Outlays	-	-	-	-	-	-	38,254,532.36	-	602,335,819.53	-
TB Control										
Personnel Services	-	20,890,900.00	393,125,025.89	-	414,015,925.89	-	18,357,046.22	-	416,195,972.89	-
Maintenance & Other Operating Expenses	-	-	-	-	-	-	-	-	-	-
Capital Outlays	-	20,890,900.00	393,125,025.89	-	414,015,925.89	-	18,357,046.22	-	416,195,972.89	-
Assistance to Philippine Tuberculosis										
Personnel Services	-	-	13,557,000.00	-	13,557,000.00	-	-	-	-	-
Maintenance & Other Operating Expenses	-	-	-	-	-	-	-	-	-	-
Capital Outlays	-	-	13,557,000.00	-	13,557,000.00	-	-	-	-	-
<b>NON COMMUNICABLE DISEASES SUB-PROGRAM</b>										
Prevention and Control of Non-Communicable Diseases										
Personnel Services	-	-	4,793,750.00	-	4,793,750.00	50,000,000.00	112,052,907.00	-	203,010,093.00	-
Maintenance & Other Operating Expenses	-	-	-	-	-	-	-	-	-	-
Capital Outlays	-	-	4,793,750.00	-	4,793,750.00	50,000,000.00	112,052,907.00	-	203,010,093.00	-
<b>EPIDEMIOLOGY AND SURVEILLANCE PROGRAM</b>										
Epidemiology and Surveillance										
Personnel Services	6,372,473.09	12,302,516.59	15,407,541.64	-	34,082,531.32	-	34,781,239.71	9,686.85	6,045,298.12	-
Maintenance & Other Operating Expenses	4,130,142.95	6,806,165.88	4,698,065.71	-	15,634,374.54	-	33,938.61	9,686.85	0.00	-
Capital Outlays	2,242,330.14	5,496,350.71	10,709,475.93	-	18,448,156.78	-	34,747,301.10	-	6,045,298.12	-
<b>HEALTH EMERGENCY MANAGEMENT PROGRAM</b>										
Health Emergency Preparedness and Response										
Personnel Services	6,294,470.35	5,626,491.74	3,233,956.83	-	15,154,918.92	-	52,490,806.56	-	34,895,274.52	-
Maintenance & Other Operating Expenses	4,671,848.90	3,008,151.10	-	-	7,680,000.00	-	-	-	-	-
Capital Outlays	1,622,621.45	2,618,340.64	3,233,956.83	-	7,474,918.92	-	52,490,806.56	-	34,895,274.52	-
Quick Response Fund										
Personnel Services	-	-	-	-	-	-	327,504,412.28	-	-	-
Maintenance & Other Operating Expenses	-	-	-	-	-	-	-	-	-	-
Capital Outlays	-	-	-	-	-	-	84,817,445.38	-	-	-
	-	-	-	-	-	-	242,686,966.90	-	-	-
<b>SUB-TOTAL, 00 : ACCESS TO PROMOTIVE AND PREVENTIVE HEALTH CARE SERVICES IMPROVED</b>	<b>85,432,897.55</b>	<b>182,687,960.79</b>	<b>807,347,909.50</b>		<b>1,075,468,767.84</b>	<b>4,202,260,728.00</b>	<b>9,504,699,645.71</b>	<b>725,471.45</b>	<b>8,547,814,203.83</b>	
<b>PREXC 00 : ACCESS TO CURATIVE AND REHABILITATIVE HEALTH CARE SERVICES IMPROVED</b>										

PROGRAM/ACTIVITY/PROJECT	TOTAL DISBURSEMENT					BALANCES			
	1st Qtr ending March 31	2nd Qtr ending June 30	3rd Qtr ending Sept. 30	4th Qtr ending Dec. 31	TOTAL	Unreleased Appropriation	Unobligated Allotment	UNPAID OBLIGATION	Not Yet Due and Demandable
HEALTH FACILITIES OPERATION PROGRAM									
CURATIVE HEALTH CARE SUB-PROGRAM									
Operation of Blood Centers and National Voluntary Blood Services Program	9,046,077.24	14,301,905.57	31,053,923.75	-	54,401,906.56	-	141,480,318.00	900.00	103,892,479.82
Personnel Services	561,712.26	902,400.42	652,315.82	-	2,116,428.50	-	4,805,671.50	900.00	-
Maintenance & Other Operating Expenses	8,484,364.98	13,399,505.15	30,401,607.93	-	52,285,478.06	-	136,674,646.50	-	103,892,479.82
Capital Outlays	-	-	-	-	-	-	-	-	-
Operation of DOH Hospitals in Metro Manila (MM)									
Personnel Services	-	-	-	-	-	-	-	-	-
Maintenance & Other Operating Expenses	-	-	-	-	-	-	-	-	-
Capital Outlays	-	-	-	-	-	-	-	-	-
Operation of DOH Regional Hospitals and Other Health Facilities									
Personnel Services	-	-	-	-	-	-	-	-	-
Maintenance & Other Operating Expenses	-	-	-	-	-	-	-	-	-
Capital Outlays	-	-	-	-	-	-	-	-	-
Operation of National Reference Laboratories									
Personnel Services	-	-	-	-	-	-	10,042,000.00	-	-
Maintenance & Other Operating Expenses	-	-	-	-	-	-	-	-	-
Capital Outlays	-	-	-	-	-	-	10,042,000.00	-	-
REHABILITATIVE HEALTH CARE SUB-PROGRAM									
Operation of Dangerous Drug Abuse Treatment and Rehabilitation Centers									
Personnel Services	1,980,057.49	4,296,748.94	8,547,240.03	-	14,824,046.46	29,000,000.00	50,594,471.36	-	1,239,154.68
Maintenance & Other Operating Expenses	-	-	-	-	-	-	-	-	-
Capital Outlays	1,980,057.49	4,296,748.94	8,547,240.03	-	14,824,046.46	29,000,000.00	50,594,471.36	-	1,239,154.68
SUB-TOTAL, 00 : ACCESS TO CURATIVE AND REHABILITATIVE HEALTH CARE SERVICES IMPROVED	11,026,134.73	18,598,654.51	39,601,163.78	-	69,225,953.02	29,000,000.00	202,116,789.36	900.00	105,131,634.50
PREXC 00 : ACCESS TO SAFE AND QUALITY HEALTH COMMODITIES, DEVICES AND FACILITIES ENSURED									
HEALTH REGULATORY PROGRAM									
HEALTH FACILITIES AND SERVICES REGULATION SUB-PROGRAM									
Regulations of Health Facilities and Services	11,318,569.49	17,411,154.20	14,620,823.03	-	43,350,546.72	-	32,376,771.48	251,454.77	1,676,227.03
Personnel Services	9,286,577.66	14,873,408.85	10,084,964.46	-	34,244,950.97	-	18,302,594.26	251,454.77	(0.00)
Maintenance & Other Operating Expenses	2,031,991.83	2,537,745.35	4,535,858.57	-	9,105,595.75	-	14,074,177.22	-	1,676,227.03
Capital Outlays	-	-	-	-	-	-	-	-	-
Regulation of Regional Health Facilities and Services									
Personnel Services	-	-	-	-	-	-	-	-	-
Maintenance & Other Operating Expenses	-	-	-	-	-	-	-	-	-
Capital Outlays	-	-	-	-	-	-	-	-	-
CONSUMER HEALTH AND WELFARE SUB-PROGRAM									



PROGRAM/ACTIVITY/PROJECT	TOTAL DISBURSEMENT					TOTAL	Unreleased Appropriation	Unobligated Allotment	BALANCES		
	1st Qtr ending March 31	2nd Qtr ending June 30	3rd Qtr ending Sept. 30	4th Qtr ending Dec. 31	UNPAID OBLIGATION				Due and Demandable	Not Yet Due and Demandable	
Regulation of Health Products and Establishments	-	-	-	-	-	-	-	-	-	-	-
Personnel Services	-	-	-	-	-	-	-	-	-	-	-
Maintenance & Other Operating Expenses	-	-	-	-	-	-	-	-	-	-	-
Capital Outlays	-	-	-	-	-	-	-	-	-	-	-
<b>ROUTINE QUARANTINE SERVICES SUB-PROGRAM</b>											
Provision of Quarantine Services and International Health Surveillance	-	-	-	-	-	-	-	-	-	-	-
Personnel Services	-	-	-	-	-	-	-	-	-	-	-
Maintenance & Other Operating Expenses	-	-	-	-	-	-	-	-	-	-	-
Capital Outlays	-	-	-	-	-	-	-	-	-	-	-
<b>SUB-TOTAL, 00: ACCESS TO SAFE AND QUALITY HEALTH COMMODITIES, DEVICES AND FACILITIES</b>	<b>11,318,569.49</b>	<b>17,411,154.20</b>	<b>14,620,823.03</b>	-	<b>43,350,546.72</b>	-	<b>32,376,771.48</b>	<b>251,454.77</b>	<b>1,676,227.03</b>	-	-
<b>PRECG 00: ACCESS TO SOCIAL HEALTH PROTECTION ASSURED</b>											
<b>SOCIAL HEALTH PROTECTION PROGRAM PROJECTS</b>											
<b>LOCALLY - FUNDED PROJECTS</b>											
Assistance to Indigent Patients either confined or out patient s in government hospitals/specialty hospitals/liqu	1,417,944.52	402,037,429.60	448,522,970.29	-	851,978,344.41	-	4,013,110,402.25	-	-	-	388,870,852.48
Personnel Services	-	-	-	-	-	-	-	-	-	-	-
Maintenance & Other Operating Expenses	1,417,944.52	402,037,429.60	448,522,970.29	-	851,978,344.41	-	4,013,110,402.25	-	-	-	388,870,852.48
Capital Outlays	-	-	-	-	-	-	-	-	-	-	-
<b>SUB-TOTAL, 00: ACCESS TO SOCIAL HEALTH PROTECTION ASSURED</b>	<b>1,417,944.52</b>	<b>402,037,429.60</b>	<b>448,522,970.29</b>	-	<b>851,978,344.41</b>	-	<b>4,013,110,402.25</b>	-	-	-	<b>388,870,852.48</b>
<b>TOTAL OPERATIONS</b>	<b>109,195,546.29</b>	<b>620,735,199.10</b>	<b>1,310,092,866.60</b>	-	<b>2,040,023,611.99</b>	-	<b>4,231,260,728.00</b>	<b>977,826.22</b>	<b>9,043,492,917.84</b>	-	-
<b>TOTAL NEW APPROPRIATIONS</b>	<b>218,012,490.38</b>	<b>795,323,008.77</b>	<b>1,734,233,105.84</b>	-	<b>2,747,568,604.99</b>	-	<b>11,163,587,585.00</b>	<b>2,142,845.41</b>	<b>9,252,044,970.32</b>	-	-
<b>PS</b>	<b>126,482,520.44</b>	<b>197,265,308.86</b>	<b>442,001,066.40</b>	-	<b>465,748,897.70</b>	-	<b>6,961,326,857.00</b>	<b>2,142,845.41</b>	<b>0.00</b>	-	-
<b>MOOE</b>	<b>91,529,969.94</b>	<b>598,057,699.91</b>	<b>1,298,928,912.50</b>	-	<b>1,988,516,582.35</b>	-	<b>1,147,097,981.00</b>	<b>9,624,289,511.74</b>	<b>9,156,652,310.58</b>	-	-
<b>CO</b>	-	-	<b>293,303,124.94</b>	-	<b>293,303,124.94</b>	-	<b>3,055,162,747.00</b>	<b>4,368,159,465.22</b>	<b>95,392,659.74</b>	-	-
<b>II. AUTOMATIC APPROPRIATION</b>											
<b>Retirement and Life Insurance Premium</b>	<b>6,968,386.51</b>	<b>10,798,466.10</b>	<b>13,134,382.01</b>	-	<b>30,901,234.62</b>	-	<b>54,255,491.81</b>	<b>3,785,575.48</b>	<b>0.00</b>	-	-
Personnel Services	6,968,386.51	10,798,466.10	13,134,382.01	-	30,901,234.62	-	54,255,491.81	3,785,575.48	0.00	-	-
Maintenance & Other Operating Expenses	-	-	-	-	-	-	-	-	-	-	-
Capital Outlays	-	-	-	-	-	-	-	-	-	-	-
<b>Custom and Duties and Taxes</b>											
Personnel Services	-	-	-	-	-	-	-	-	-	-	-
Maintenance & Other Operating Expenses	-	-	-	-	-	-	-	-	-	-	-
Capital Outlays	-	-	-	-	-	-	-	-	-	-	-
<b>Franchise Tax</b>											
Personnel Services	-	-	-	-	-	-	-	-	-	-	-
Maintenance & Other Operating Expenses	-	-	-	-	-	-	-	-	-	-	-
Capital Outlays	-	-	-	-	-	-	-	-	-	-	-
<b>Unreleased Appropriation</b>											
Personnel Services	-	-	-	-	-	-	-	-	-	-	-
Maintenance & Other Operating Expenses	-	-	-	-	-	-	-	-	-	-	-
Capital Outlays	-	-	-	-	-	-	-	-	-	-	-
<b>UNPAID OBLIGATION</b>											
Personnel Services	-	-	-	-	-	-	-	-	-	-	-
Maintenance & Other Operating Expenses	-	-	-	-	-	-	-	-	-	-	-
Capital Outlays	-	-	-	-	-	-	-	-	-	-	-

PROGRAM/ACTIVITY/PROJECT	TOTAL DISBURSEMENT					BALANCES				
	1st Qtr ending March 31	2nd Qtr ending June 30	3rd Qtr ending Sept. 30	4th Qtr ending Dec. 31	TOTAL	Unreleased Appropriation	Unobligated Allotment	UNPAID OBLIGATION	Due and Demandable	Not Yet Due and Demandable
SUB-TOTAL AUTOMATIC APPROPRIATION	6,968,386.51	10,798,466.10	13,134,382.01	-	30,901,234.62	29,420,000.00	54,255,493.60	3,785,575.48	143,141,758.21	-
PS	6,968,386.51	10,798,466.10	13,134,382.01	-	30,901,234.62	-	54,255,491.61	3,785,575.48	0.00	-
MOOE	-	-	-	-	-	29,420,000.00	1.79	-	143,141,758.21	-
CO	-	-	-	-	-	-	-	-	-	-
III. SPECIAL PURPOSE FUND	-	-	-	-	-	-	-	-	-	-
Pension and Graduity Fund	3,960,948.17	7,614,928.10	6,167,229.13	-	17,743,105.40	-	416,842.18	4,614,147.42	-	-
Personnel Services	3,960,948.17	7,614,928.10	6,167,229.13	-	17,743,105.40	-	416,842.18	4,614,147.42	-	-
Maintenance & Other Operating Expenses	-	-	-	-	-	-	-	-	-	-
Capital Outlays	-	-	-	-	-	-	-	-	-	-
Miscellaneous Personnel Benefits Fund	189,862.47	-	-	-	189,862.47	-	518,133,989.53	-	-	-
Personnel Services	189,862.47	-	-	-	189,862.47	-	518,133,989.53	-	-	-
Maintenance & Other Operating Expenses	-	-	-	-	-	-	-	-	-	-
Capital Outlays	-	-	-	-	-	-	-	-	-	-
SUB-TOTAL SPECIAL PURPOSE	4,150,810.64	7,614,928.10	6,167,229.13	-	17,932,967.87	-	518,550,531.71	4,614,147.42	-	-
PS	4,150,810.64	7,614,928.10	6,167,229.13	-	17,932,967.87	-	518,550,531.71	4,614,147.42	-	-
MOOE	-	-	-	-	-	-	-	-	-	-
CO	-	-	-	-	-	-	-	-	-	-
FE	-	-	-	-	-	-	-	-	-	-
I. CONTINUING APPROPRIATION	-	-	-	-	-	-	-	-	-	-
A. PROGRAMS	-	-	-	-	-	-	-	-	-	-
I. GENERAL ADMINISTRATION AND SUPPORT	-	-	-	-	-	-	-	-	-	-
General Management and Supervision	3,029,673.81	3,054,115.62	1,102,243.66	-	7,186,033.09	-	6,171,045.84	-	827,608.18	-
Personnel Services	-	-	-	-	-	-	-	-	-	-
Maintenance & Other Operating Expenses	3,029,673.81	3,054,115.62	1,102,243.66	-	7,186,033.09	-	6,171,045.84	-	827,608.18	-
Capital Outlays	-	-	-	-	-	-	-	-	-	-
Administration of Personnel Benefits	-	-	-	-	-	-	-	-	-	-
Personnel Services	-	-	-	-	-	-	-	-	-	-
Maintenance & Other Operating Expenses	-	-	-	-	-	-	-	-	-	-
Capital Outlays	-	-	-	-	-	-	-	-	-	-
TOTAL GASS	3,029,673.81	3,054,115.62	1,102,243.66	-	7,186,033.09	-	6,171,045.84	-	827,608.18	-
II. SUPPORT TO OPERATIONS	-	-	-	-	-	-	-	-	-	-
Health Information Technology	91,718.56	91,325.20	-	-	183,043.76	-	127,244,996.76	-	888,699.50	-



PROGRAM/ACTIVITY/PROJECT	TOTAL DISBURSEMENT				TOTAL	BALANCES			
	1st Qtr ending March 31	2nd Qtr ending June 30	3rd Qtr ending Sept. 30	4th Qtr ending Dec. 31		Unreleased Appropriation	Unobligated Allotment	UNPAID OBLIGATION	Not Yet Due and Demandable
Personnel Services	-	-	-	-	-	-	-	-	-
Maintenance & Other Operating Expenses	91,718.56	91,325.20	-	-	183,043.76	-	55,577,216.40	-	21,699.50
Capital Outlays	-	-	-	-	-	-	71,667,780.36	-	867,000.00
Operations of Regional Offices	-	-	-	-	-	-	-	-	-
Personnel Services	-	-	-	-	-	-	-	-	-
Maintenance & Other Operating Expenses	-	-	-	-	-	-	-	-	-
Capital Outlays	-	-	-	-	-	-	-	-	-
TOTAL, STO	91,718.56	91,325.20	-	-	183,043.76	-	127,244,996.76	-	888,699.50
<b>III. OPERATIONS</b>									
PREXC OO : ACCESS TO PROMOTIVE AND PREVENTIVE HEALTH CARE SERVICES IMPROVED HEALTH POLICY AND STANDARDS DEVELOPMENT PROGRAM	-	-	-	-	-	-	-	-	-
International Health Policy Development and Cooperation	31,502.37	9,107.89	13,328.58	-	53,938.84	-	2,075,361.20	-	309,369.66
Personnel Services	-	-	-	-	-	-	-	-	-
Maintenance & Other Operating Expenses	31,502.37	9,107.89	13,328.58	-	53,938.84	-	2,075,361.20	-	309,369.66
Capital Outlays	-	-	-	-	-	-	-	-	-
Health Sector Policy and Plan Development	160,880.10	47,860.35	-	-	208,740.45	-	240,674.61	-	498,822.83
Personnel Services	-	-	-	-	-	-	-	-	-
Maintenance & Other Operating Expenses	160,880.10	47,860.35	-	-	208,740.45	-	240,674.61	-	498,822.83
Capital Outlays	-	-	-	-	-	-	-	-	-
Health Sector Research Development	-	5,000.00	235,618.49	-	240,618.49	-	363,501.51	-	-
Personnel Services	-	-	-	-	-	-	-	-	-
Maintenance & Other Operating Expenses	-	5,000.00	235,618.49	-	240,618.49	-	363,501.51	-	-
Capital Outlays	-	-	-	-	-	-	-	-	-
<b>HEALTH SYSTEMS STRENGTHENING PROGRAM</b>									
SERVICE DELIVERY SUB-PROGRAM	-	-	-	-	-	-	-	-	-
Health Facility Policy and Plan Development	36,012.05	53,457.10	90,824.72	-	180,293.87	-	18,891.96	-	175,690.07
Personnel Services	-	-	-	-	-	-	-	-	-
Maintenance & Other Operating Expenses	36,012.05	53,457.10	90,824.72	-	180,293.87	-	18,891.96	-	175,690.07
Capital Outlays	-	-	-	-	-	-	-	-	-
Health Facilities Enhancement Program	-	-	-	-	-	-	-	-	-
Personnel Services	-	-	-	-	-	-	-	-	-
Maintenance & Other Operating Expenses	-	-	-	-	-	-	-	-	-
Capital Outlays	-	-	-	-	-	-	-	-	-
Local Health Systems Development and Assistance	-	-	-	-	-	-	-	-	-
Personnel Services	-	-	-	-	-	-	-	-	-

PROGRAM/ACTIVITY/PROJECT	TOTAL DISBURSEMENT				TOTAL	BALANCES			
	1st Qtr ending March 31	2nd Qtr ending June 30	3rd Qtr ending Sept. 30	4th Qtr ending Dec. 31		Unreleased Appropriation	Unobligated Allotment	Due and Demandable	UNPAID OBLIGATION Not Yet Due and Demandable
Maintenance & Other Operating Expenses	-	-	-	-	-	-	92,742.96	-	-
Capital Outlays	-	-	-	-	-	-	-	-	-
Pharmaceutical Management	277,170.00	8,729.98	15,060.15	-	300,960.13	-	16,967,090.97	-	65,376.86
Personnel Services	-	-	-	-	-	-	-	-	-
Maintenance & Other Operating Expenses	277,170.00	8,729.98	15,060.15	-	300,960.13	-	16,967,090.97	-	65,376.86
Capital Outlays	-	-	-	-	-	-	-	-	-
HEALTH HUMAN RESOURCE SUB-PROGRAM									
Human Resource for Health (HRH) Deployment	-	-	-	-	-	-	170.00	-	-
Personnel Services	-	-	-	-	-	-	-	-	-
Maintenance & Other Operating Expenses	-	-	-	-	-	-	170.00	-	-
Capital Outlays	-	-	-	-	-	-	-	-	-
Human Resources for Health (HRH) and Institutional Capacity Management	71,697.69	275,472.85	138,190.59	-	485,361.13	-	3,080,571.86	-	4,123,589.84
Personnel Services	-	-	-	-	-	-	-	-	-
Maintenance & Other Operating Expenses	71,697.69	275,472.85	138,190.59	-	485,361.13	-	3,080,571.86	-	4,123,589.84
Capital Outlays	-	-	-	-	-	-	-	-	-
HEALTH PROMOTION SUB-PROGRAM									
Health Promotion	150,010.36	-	12,500,000.00	-	12,650,010.36	-	17,975,541.12	-	0.00
Personnel Services	-	-	-	-	-	-	-	-	-
Maintenance & Other Operating Expenses	150,010.36	-	12,500,000.00	-	12,650,010.36	-	17,975,541.12	-	0.00
Capital Outlays	-	-	-	-	-	-	-	-	-
PUBLIC HEALTH PROGRAM									
PUBLIC HEALTH MANAGEMENT SUB-PROGRAM									
Public Health Management	4,302,726.23	1,421,332.85	279,190.90	-	6,003,249.98	-	13,318,084.83	-	338,074.84
Personnel Services	-	-	-	-	-	-	-	-	-
Maintenance & Other Operating Expenses	4,302,726.23	1,421,332.85	279,190.90	-	6,003,249.98	-	13,318,084.83	-	338,074.84
Capital Outlays	-	-	-	-	-	-	-	-	-
Operation of PNAAC Secretariat	-	16,574.56	8,100.42	-	24,674.98	-	87,262.87	-	67,601.76
Personnel Services	-	-	-	-	-	-	-	-	-
Maintenance & Other Operating Expenses	-	16,574.56	8,100.42	-	24,674.98	-	87,262.87	-	67,601.76
Capital Outlays	-	-	-	-	-	-	-	-	-
ENVIRONMENTAL AND OCCUPATIONAL HEALTH SUB-PROGRAM									
Environmental and Occupational Health	-	-	-	-	-	-	119,572.08	-	-
Personnel Services	-	-	-	-	-	-	-	-	-
Maintenance & Other Operating Expenses	-	-	-	-	-	-	119,572.08	-	-
Capital Outlays	-	-	-	-	-	-	-	-	-




PROGRAM/ACTIVITY/PROJECT	TOTAL DISBURSEMENT					BALANCES			
	1st Qtr ending March 31	2nd Qtr ending June 30	3rd Qtr ending Sept. 30	4th Qtr ending Dec. 31	TOTAL	Unreleased Appropriation	Unobligated Allotment	UNPAID OBLIGATION	
								Due and Demandable	Not Yet Due and Demandable
<b>NATIONAL IMMUNIZATION SUB-PROGRAM</b>									
National Immunization	57,498,728.30	20,753,500.37	28,971,247.03	-	107,223,475.70	-	487,661,112.07	-	23,974,185.32
Personnel Services	-	-	-	-	-	-	-	-	-
Maintenance & Other Operating Expenses	57,498,728.30	20,753,500.37	28,971,247.03	-	107,223,475.70	-	487,661,112.07	-	23,974,185.32
Capital Outlays	-	-	-	-	-	-	-	-	-
<b>FAMILY HEALTH SUB-PROGRAM</b>									
Family Health, Nutrition and Responsible Parenting	-	-	201,941,130.31	-	201,941,130.31	-	827,622,289.34	-	629,743,789.93
Personnel Services	-	-	-	-	-	-	-	-	-
Maintenance & Other Operating Expenses	-	-	201,941,130.31	-	201,941,130.31	-	827,622,289.34	-	629,743,789.93
Capital Outlays	-	-	-	-	-	-	-	-	-
<b>ELIMINATION OF INFECTIOUS DISEASES PROGRAM</b>									
Elimination of Disease such as Malaria, Schistosomiasis, Leprosy and Filariasis	-	-	-	-	-	-	48,329,578.78	-	-
Personnel Services	-	-	-	-	-	-	-	-	-
Maintenance & Other Operating Expenses	-	-	-	-	-	-	48,329,578.78	-	-
Capital Outlays	-	-	-	-	-	-	-	-	-
Rabies Control	-	-	-	-	-	-	1,000,000.00	-	-
Personnel Services	-	-	-	-	-	-	-	-	-
Maintenance & Other Operating Expenses	-	-	-	-	-	-	1,000,000.00	-	-
Capital Outlays	-	-	-	-	-	-	-	-	-
<b>PREVENTION AND CONTROL OF INFECTIOUS DISEASES SUB-PROGRAM</b>									
Prevention and Control of Other Infectious Disease	-	-	1,130,781.00	-	1,130,781.00	-	223,389,198.12	-	6,943,490.00
Personnel Services	-	-	-	-	-	-	-	-	-
Maintenance & Other Operating Expenses	-	-	1,130,781.00	-	1,130,781.00	-	223,389,198.12	-	6,943,490.00
Capital Outlays	-	-	-	-	-	-	-	-	-
TB Control	-	41,856,696.00	878,990.62	-	42,735,686.62	-	219,562,039.09	-	25,227,244.29
Personnel Services	-	-	-	-	-	-	-	-	-
Maintenance & Other Operating Expenses	-	41,856,696.00	878,990.62	-	42,735,686.62	-	219,562,039.09	-	25,227,244.29
Capital Outlays	-	-	-	-	-	-	-	-	-
Assistance to Philippine Tuberculosis	-	-	-	-	-	-	-	-	-
Personnel Services	-	-	-	-	-	-	-	-	-
Maintenance & Other Operating Expenses	-	-	-	-	-	-	-	-	-
Capital Outlays	-	-	-	-	-	-	-	-	-
<b>NON COMMUNICABLE DISEASES SUB-PROGRAM</b>									
Prevention and Control of Non-Communicable Diseases	-	-	-	-	-	50,000,000.00	3,566,044.51	-	1,913,924.50
Personnel Services	-	-	-	-	-	-	-	-	-
Maintenance & Other Operating Expenses	-	-	-	-	-	50,000,000.00	3,566,044.51	-	1,913,924.50
Capital Outlays	-	-	-	-	-	-	-	-	-
<b>Maintenance &amp; Other Operating Expenses</b>									
Maintenance & Other Operating Expenses	-	-	-	-	-	50,000,000.00	3,566,044.51	-	1,913,924.50


PROGRAM/ACTIVITY/PROJECT	TOTAL DISBURSEMENT					BALANCES			
	1st Qtr ending March 31	2nd Qtr ending June 30	3rd Qtr ending Sept. 30	4th Qtr ending Dec. 31	TOTAL	Unreleased Appropriation	Unobligated Allotment	Due and Demandable	Not Yet Due and Demandable
Capital Outlays	-	-	-	-	-	-	-	-	-
EPIDEMIOLOGY AND SURVEILLANCE PROGRAM	-	-	-	-	-	-	-	-	-
Epidemiology and Surveillance	63,352.35	216.16	77,731.90	-	141,300.41	-	247,971.58	-	714,361.79
Personnel Services	-	-	-	-	-	-	-	-	-
Maintenance & Other Operating Expenses	63,352.35	216.16	77,731.90	-	141,300.41	-	247,971.58	-	714,361.79
Capital Outlays	-	-	-	-	-	-	-	-	-
HEALTH EMERGENCY MANAGEMENT PROGRAM	-	-	-	-	-	-	-	-	-
Health Emergency Preparedness and Response	66,271.68	745,779.37	1,906,628.13	-	2,718,679.18	0.00	550,824.06	-	788,751.92
Personnel Services	-	-	-	-	-	-	-	-	-
Maintenance & Other Operating Expenses	66,271.68	745,779.37	1,906,628.13	-	2,718,679.18	0.00	550,824.06	-	788,751.92
Capital Outlays	-	-	-	-	-	-	-	-	-
Quick Response Fund	-	-	-	-	-	-	33,779,224.52	-	162,685,666.39
Personnel Services	-	-	-	-	-	-	-	-	-
Maintenance & Other Operating Expenses	-	-	-	-	-	-	5,754,671.11	-	162,685,666.39
Capital Outlays	-	-	-	-	-	-	28,024,553.41	-	-
SUB-TOTAL, 00 : ACCESS TO PROMOTIVE AND PREVENTIVE HEALTH CARE SERVICES IMPROVED	62,658,351.13	65,193,727.48	248,186,822.84	-	376,038,901.45	50,179,095.00	1,913,841,748.04	-	857,569,940.00
PREXC 00 : ACCESS TO CURATIVE AND REHABILITATIVE HEALTH CARE SERVICES IMPROVED	-	-	-	-	-	-	-	-	-
HEALTH FACILITIES OPERATION PROGRAM	-	-	-	-	-	-	-	-	-
CURATIVE HEALTH CARE SUB-PROGRAM	-	-	-	-	-	-	-	-	-
Operation of Blood Centers and National Voluntary Blood Services Program	248,714.71	3,936.02	150,132.89	-	402,783.62	-	336,349.83	-	6,851.18
Personnel Services	-	-	-	-	-	-	-	-	-
Maintenance & Other Operating Expenses	-	-	-	-	-	-	-	-	-
Capital Outlays	-	-	-	-	-	-	-	-	-
Operation of DOH Hospitals in Metro Manila (MM)	-	-	-	-	-	-	-	-	-
Personnel Services	-	-	-	-	-	-	-	-	-
Maintenance & Other Operating Expenses	-	-	-	-	-	-	-	-	-
Capital Outlays	-	-	-	-	-	-	-	-	-
Operation of DOH Regional Hospitals and Other Health Facilities	-	-	-	-	-	-	-	-	-
Personnel Services	-	-	-	-	-	-	-	-	-
Maintenance & Other Operating Expenses	-	-	-	-	-	-	-	-	-
Capital Outlays	-	-	-	-	-	-	-	-	-
Operation of National Reference Laboratories	-	-	-	-	-	-	2,600,000.00	-	-
Personnel Services	-	-	-	-	-	-	-	-	-
Maintenance & Other Operating Expenses	-	-	-	-	-	-	2,600,000.00	-	-
Capital Outlays	-	-	-	-	-	-	-	-	-





PROGRAM/ACTIVITY/PROJECT	TOTAL DISBURSEMENT					TOTAL	BALANCES			
	1st Qtr ending March 31	2nd Qtr ending June 30	3rd Qtr ending Sept. 30	4th Qtr ending Dec. 31	Unreleased Appropriation		Unobligated Allotment	Due and Demandable	Not Yet Due and Demandable	
REHABILITATIVE HEALTH CARE SUB-PROGRAM										
Operation of Dangerous Drug Abuse Treatment and Rehabilitation Centers	50.00	8,222.98	-	-	8,272.98	3,180,486.51	-	238,781.72	-	
Personnel Services	-	-	-	-	8,272.98	237,026.51	-	238,781.72	-	
Maintenance & Other Operating Expenses	50.00	8,222.98	-	-	-	2,943,440.00	-	-	-	
Capital Outlays	-	-	-	-	-	6,116,816.34	-	245,632.90	-	
<b>SUB-TOTAL, 00: ACCESS TO CURATIVE AND REHABILITATIVE HEALTH CARE SERVICES IMPROVED</b>	<b>248,764.71</b>	<b>12,159.00</b>	<b>150,132.89</b>		<b>411,056.60</b>					
PREXC 00: ACCESS TO SAFE AND QUALITY HEALTH COMMODITIES, DEVICES AND FACILITIES ENSURED										
HEALTH REGULATORY PROGRAM										
HEALTH FACILITIES AND SERVICES REGULATION SUB-PROGRAM										
Regulations of Health Facilities and Services	5,294.00	23,462.44	-	-	28,756.44	0.00	-	27,123.83	-	
Personnel Services	-	-	-	-	-	0.00	-	-	-	
Maintenance & Other Operating Expenses	5,294.00	23,462.44	-	-	28,756.44	-	-	-	-	
Capital Outlays	-	-	-	-	-	-	-	-	-	
<b>Regulation of Regional Health Facilities and Services</b>										
Personnel Services	-	-	-	-	-	-	-	-	-	
Maintenance & Other Operating Expenses	-	-	-	-	-	-	-	-	-	
Capital Outlays	-	-	-	-	-	-	-	-	-	
<b>CONSUMER HEALTH AND WELFARE SUB-PROGRAM</b>										
Regulation of Health Products and Establishments	-	-	-	-	-	-	-	-	-	
Personnel Services	-	-	-	-	-	-	-	-	-	
Maintenance & Other Operating Expenses	-	-	-	-	-	-	-	-	-	
Capital Outlays	-	-	-	-	-	-	-	-	-	
<b>ROUTINE QUARANTINE SERVICES SUB-PROGRAM</b>										
Provision of Quarantine Services and International Health Surveillance	-	-	-	-	-	-	-	-	-	
Personnel Services	-	-	-	-	-	-	-	-	-	
Maintenance & Other Operating Expenses	-	-	-	-	-	-	-	-	-	
Capital Outlays	-	-	-	-	-	-	-	-	-	
<b>SUB-TOTAL, 00: ACCESS TO SAFE AND QUALITY HEALTH COMMODITIES, DEVICES AND FACILITIES</b>	<b>5,294.00</b>	<b>23,462.44</b>			<b>28,756.44</b>	<b>0.00</b>		<b>27,123.83</b>		
PREXC 00: ACCESS TO SOCIAL HEALTH PROTECTION ASSURED										
SOCIAL HEALTH PROTECTION PROGRAM										
PROJECTS										
<b>LOCALLY - FUNDED PROJECTS</b>										
Assistance to Indigent Patients either confined or out patient s in government hospitals/specially hospitals/squ	-	-	-	-	-	0.00	1,045,879.73	-	0.00	
Personnel Services	-	-	-	-	-	0.00	1,045,879.73	-	0.00	
Maintenance & Other Operating Expenses	-	-	-	-	-	-	-	-	-	
Capital Outlays	-	-	-	-	-	-	-	-	-	

PROGRAM/ACTIVITY/PROJECT	TOTAL DISBURSEMENT				TOTAL	BALANCES		
	1st Qtr ending March 31	2nd Qtr ending June 30	3rd Qtr ending Sept. 30	4th Qtr ending Dec. 31		Unreleased Appropriation	Unobligated Allotment	UNPAID OBLIGATION
						Due and Demandable	Not Yet Due and Demandable	
SUB-TOTAL: 00: ACCESS TO SOCIAL HEALTH PROTECTION ASSURED					0.00			
TOTAL, OPERATIONS	62,912,409.84	65,229,348.92	246,336,955.73		376,478,714.49	50,179,095.00	1,921,004,444.11	
TOTAL SPECIFIC BUDGET (CONAP)	66,033,802.21	68,374,789.74	249,439,199.39		383,847,791.34	50,179,095.00	2,054,420,486.71	
PS	66,033,802.21	68,374,789.74	249,439,199.39		383,847,791.34	50,000,000.00	1,937,990,712.94	
MOOE	-	-	-	-	-	179,095.00	116,429,773.77	
CO	-	-	-	-	-	-	-	
III. SPECIAL PURPOSE FUND								
Contingent Fund	-	100,000,000.00	111,000,000.00	-	211,000,000.00	-	-	
Personnel Services	-	-	-	-	-	-	-	
Maintenance & Other Operating Expenses	-	100,000,000.00	111,000,000.00	-	211,000,000.00	-	-	
Capital Outlays	-	-	-	-	-	-	-	
Calamity Funds	-	-	-	-	-	-	238,860,000.00	
Personnel Services	-	-	-	-	-	-	-	
Maintenance & Other Operating Expenses	-	-	-	-	-	-	-	
Capital Outlays	-	-	-	-	-	-	238,860,000.00	
SUB-TOTAL, SPECIAL PURPOSE	-	100,000,000.00	111,000,000.00	-	211,000,000.00	-	238,860,000.00	
PS	-	100,000,000.00	111,000,000.00	-	211,000,000.00	-	238,860,000.00	
MOOE	-	-	-	-	-	-	-	
CO	-	-	-	-	-	-	-	
TOTAL (CONAP-2018)	66,033,802.21	168,374,789.74	360,439,199.39	-	594,847,791.34	50,179,095.00	2,293,280,486.71	
PS	-	-	-	-	-	-	-	
MOOE	66,033,802.21	168,374,789.74	360,439,199.39	-	594,847,791.34	50,000,000.00	1,937,990,712.94	
CO	-	-	-	-	-	179,095.00	355,289,773.77	
FE	-	-	-	-	-	-	-	
GRAND TOTAL (CURRENT + CONAP)	295,165,489.74	982,111,192.71	2,113,973,916.37	-	3,391,250,598.82	11,243,186,880.00	17,108,240,484.39	
PS	137,601,717.59	215,678,703.06	161,302,679.54	-	514,583,100.19	6,961,326,857.00	822,511,018.93	
MOOE	157,563,772.15	766,432,489.65	1,659,368,111.89	-	2,583,364,373.69	1,226,517,981.00	11,562,280,226.47	
CO	-	-	293,303,124.94	-	293,303,124.94	3,055,341,842.00	4,723,449,238.99	
FE	-	-	-	-	-	-	-	

Certified Correct:  **AGNES D. MARFORI**  
 OIC, BUDGET DIVISION

Certified Correct:  **LORIDA C. RABAOGO, CPA, MM**  
 CHIEF ACCOUNTANT

Recommending Approval:  **ROWENA C. LORA, CPA, MM**  
 OIC, DIRECTOR IV  
 FINANCIAL AND MANAGEMENT SERVICE

Approved By:  **ROGER F. TONGCAN, DMIPA, MAN, RN**  
 UNDERSECRETARY OF HEALTH  
 ADMINISTRATION AND FINANCIAL MANAGEMENT TEAM