


In following-up, pls. cite DMS ref #
2019-BB-0073104



REPUBLIC OF THE PHILIPPINES
DEPARTMENT OF BUDGET AND MANAGEMENT
GENERAL SOLANO STREET, SAN MIGUEL, MANILA

ACKNOWLEDGEMENT RECEIPT

The **DEPARTMENT OF BUDGET AND MANAGEMENT** hereby acknowledges the receipt of your letter/request which has been uploaded to the DBM-Document Management System and routed to the appropriate office/s with the following information:

Sender: DOH - PERSONAL DELIVERY

Document Title: DOH-OSEC-CONSOLIDATED FAR NO. 1, 1-A AND 1-B FOR THE 2ND QUARTER 2019

Document Reference No: 2019-BB-0073104

Date and Time Uploaded: Wednesday, July 31, 2019 5:06:29 PM

Uploaded By: Glenn RECEIVING

Routed To: BMB-B Ely Fernandez


CC:

Total no of pages received: 1 copy and 53 pages

The determination of the completeness of the documentary requirements submitted, if any, is subject to the evaluation of the technical person in charge.

This receipt is system generated and does not require signature.

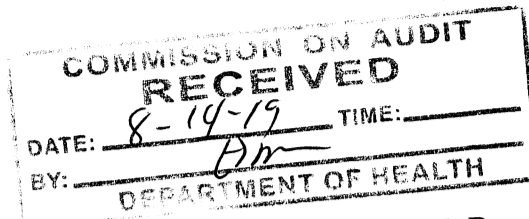
Received by:



**DOCUMENT
MANAGEMENT
SYSTEM**

July 29, 2019

ATTY. JANET B. ABUEL
OIC-Secretary
Department of Budget and Management
Malacañang, Manila



Attn: Director Mary Ann Z. Dela Vega, Human Development Sector, BMB-B

Dear OIC-Secretary Abuel:


In compliance with COA-DBM Joint Circular No. 2014-1 dated July 2, 2014, RE: "Guidelines Prescribing the Use of Modified Formats of the Budget and Financial Accountability Reports (BFARs), we are pleased to submit the following consolidated reports of Department of Health for the 2nd Quarter, 2019:

- a) FAR No.1 – Statement of Appropriations, Allotment, Obligations and Disbursements and Balances (SAAODB) Consolidated and Office of the Secretary;
- b) FAR No. 1-A – Statement of Appropriations, Allotment, Obligations, Disbursements and Balances By Object of Expenditures (SAAODBOE) Office of the Secretary;
- c) FAR No. 1-B – List of Allotments and Sub-Allotments (LASA) - Office of the Secretary

Please acknowledge receipt thereof.

Very truly yours,

By Authority of the Secretary of Health:


ROGER P. TONG-AN, DMPA, MAN, RN
Undersecretary of Health
Administration and Financial Management Team

cc: Atty Emilio Asi
Supervising Auditor
Commission on Audit
This Department

MS. Thelma Panganiban
Assistant Commissioner
Government Accountancy Sector-National 1

FMS	AFC
Rowena C. Lora, CPA, MM OIC-Director IV	Neil Eric A. Benigno EA IV



STATEMENT OF APPROPRIATIONS, ALLOTMENTS, OBLIGATIONS, DISBURSEMENTS AND BALANCES
As of June 30, 2019

Department: Department of Health (DOH)
Agency: Office of the Secretary
Operating Unit: Central Office
Organization Code (UACS): 130010000000
Fund Cluster: 01 - Regular Agency Fund, 04 - Special Accounts/ Foreign Assisted

Current Year Appropriations
 Continuing Appropriations
 Supplemental Appropriations

PROGRAM/ACTIVITY/PROJECT	UACS CODE	APPROPRIATION				ALLOTMENTS				TOTAL OBLIGATION					
		Authorized Appropriation	Adjustments (Transfer To/From Reassignment)		Adjusted Appropriations	Allotments Received	Adjustments (Withdrawal, Reassignment)	(Transfer to)	Transfer from	Adjusted Total Allotments	1st Qtr ending March 31	2nd Qtr ending June 30	3rd Qtr ending Sept 30	4th Qtr ending Dec. 31	TOTAL (REGULAR FUND)
			Outside Dept.	Within Dept.											
I. NEW APPROPRIATION (CURRENT)															
A. PROGRAMS															
I. GENERAL ADMINISTRATION AND SUPPORT															
General Management and Supervision		580,790,000.00	-	(7,682,613.86)	573,107,386.14	580,790,000.00	-	(7,682,613.86)	-	573,107,386.14	123,483,401.12	141,700,576.03	-	-	265,183,977.15
Personnel Services		254,284,000.00	-	-	254,284,000.00	254,284,000.00	-	-	-	254,284,000.00	63,945,999.48	100,778,198.92	-	-	164,724,198.40
Maintenance & Other Operating Expenses		303,006,000.00	-	(7,682,613.86)	295,323,386.14	303,006,000.00	-	(7,682,613.86)	-	295,323,386.14	59,537,401.64	40,922,377.11	-	-	100,459,778.75
Capital Outlays		23,500,000.00	-	-	23,500,000.00	23,500,000.00	-	-	-	23,500,000.00	-	-	-	-	-
Administration of Personnel Benefits		7,716,620,000.00	-	(783,384,408.00)	6,933,235,592.00	698,429.00	-	-	-	698,429.00	-	698,428.42	-	-	698,428.42
Personnel Services		7,716,620,000.00	-	(783,384,408.00)	6,933,235,592.00	698,429.00	-	-	-	698,429.00	-	698,428.42	-	-	698,428.42
Maintenance & Other Operating Expenses		-	-	-	-	-	-	-	-	-	-	-	-	-	-
Capital Outlays		-	-	-	-	-	-	-	-	-	-	-	-	-	-
TOTAL_GASS		8,297,410,000.00		(783,384,408.00)	7,506,342,978.14	581,488,429.00		(7,682,613.86)		573,805,615.14	123,483,401.12	142,399,004.45			265,882,405.57
II. SUPPORT TO OPERATIONS															
Health Information Technology		874,344,000.00	-	(27,597,465.60)	846,746,534.40	874,344,000.00	-	(27,597,465.60)	-	846,746,534.40	27,129,880.79	352,118,899.82	-	-	379,248,780.61
Personnel Services		7,779,000.00	-	-	7,779,000.00	7,779,000.00	-	-	-	7,779,000.00	4,626,669.86	3,152,330.14	-	-	7,779,000.00
Maintenance & Other Operating Expenses		287,254,000.00	-	(27,597,465.60)	259,656,534.40	287,254,000.00	-	(27,597,465.60)	-	259,656,534.40	18,877,036.85	40,350,451.74	-	-	59,227,488.59
Capital Outlays		579,311,000.00	-	-	579,311,000.00	579,311,000.00	-	-	-	579,311,000.00	3,626,174.08	308,616,117.94	-	-	312,242,292.02
Operations of Regional Offices		-	-	-	-	-	-	-	-	-	-	-	-	-	-
Personnel Services		-	-	-	-	-	-	-	-	-	-	-	-	-	-
Maintenance & Other Operating Expenses		-	-	-	-	-	-	-	-	-	-	-	-	-	-
Capital Outlays		-	-	-	-	-	-	-	-	-	-	-	-	-	-
TOTAL_STO		874,344,000.00		(27,597,465.60)	846,746,534.40	874,344,000.00		(27,597,465.60)		846,746,534.40	27,129,880.79	352,118,899.82			379,248,780.61
III. OPERATIONS															
PREXC 00 : ACCESS TO PROMOTIVE AND PREVENTIVE HEALTH CARE SERVICES IMPROVED HEALTH POLICY AND STANDARDS DEVELOPMENT PROGRAM															
International Health Policy Development and Cooperation		45,974,000.00	-	(950,000.00)	45,024,000.00	45,974,000.00	-	(950,000.00)	-	45,024,000.00	6,767,878.48	11,584,638.18	-	-	18,352,516.66
Personnel Services		24,199,000.00	-	-	24,199,000.00	24,199,000.00	-	-	-	24,199,000.00	4,361,143.73	6,997,923.23	-	-	11,359,066.96
Maintenance & Other Operating Expenses		21,775,000.00	-	(950,000.00)	20,825,000.00	21,775,000.00	-	(950,000.00)	-	20,825,000.00	2,406,734.75	4,586,714.95	-	-	6,993,449.70
Capital Outlays		-	-	-	-	-	-	-	-	-	-	-	-	-	-
Health Sector Policy and Plan Development		49,498,000.00	-	(1,889,600.00)	47,608,400.00	39,498,000.00	-	(1,889,600.00)	-	37,608,400.00	9,552,464.89	15,402,296.82	-	-	24,954,761.71
Personnel Services		24,560,000.00	-	-	24,560,000.00	24,560,000.00	-	-	-	24,560,000.00	7,393,600.20	11,490,541.38	-	-	18,884,141.58
Maintenance & Other Operating Expenses		24,938,000.00	-	(1,889,600.00)	23,048,400.00	14,938,000.00	-	(1,889,600.00)	-	13,048,400.00	2,158,864.69	3,911,755.44	-	-	6,070,620.13

PROGRAM/ACTIVITY/PROJECT	UACS CODE	Authorized Appropriation	APPROPRIATION				Adjusted Appropriations	Allotments Received	Adjustments (Withdrawal, Realignment)	ALLOTMENTS				TOTAL OBLIGATION				
			Adjustments (Transfer To/From Realignment)		Adjusted Appropriations	Allotments Received				Adjustments (Withdrawal, Realignment)	(Transfer to)	Transfer from	Adjusted Total Allotments	1st Qtr ending March 31	2nd Qtr ending June 30	3rd Qtr ending Sept. 30	4th Qtr ending Dec. 31	TOTAL (REGULAR FUND)
			Outside Dept.	Within Dept.														
Capital Outlays																		
Health Sector Research Development		111,018,000.00		(8,000,000.00)	103,018,000.00	111,018,000.00			(8,000,000.00)								69,660.00	
Personnel Services		51,572,000.00		-	51,572,000.00	51,572,000.00			-									
Maintenance & Other Operating Expenses		59,446,000.00		(8,000,000.00)	51,446,000.00	59,446,000.00			(8,000,000.00)								69,660.00	
Capital Outlays																		
HEALTH SYSTEMS STRENGTHENING PROGRAM																		
SERVICE DELIVERY SUB-PROGRAM																		
Health Facility Policy and Plan Development		191,054,000.00		(57,217,439.00)	133,836,561.00	191,054,000.00			(57,217,439.00)								36,610,813.78	
Personnel Services		33,965,000.00		-	33,965,000.00	33,965,000.00			-								17,282,019.65	
Maintenance & Other Operating Expenses		157,089,000.00		(57,217,439.00)	99,871,561.00	157,089,000.00			(57,217,439.00)								19,328,794.13	
Capital Outlays																		
Health Facilities Enhancement Program		15,919,319,000.00		(9,888,432.00)	15,909,430,568.00	50,000,000.00			(9,888,432.00)									
Personnel Services																		
Maintenance & Other Operating Expenses		50,000,000.00		(9,888,432.00)	40,111,568.00	50,000,000.00			(9,888,432.00)									
Capital Outlays		15,869,319,000.00			15,869,319,000.00													
Local Health Systems Development and Assistance		41,506,000.00		(150,000.00)	41,356,000.00	41,506,000.00			(150,000.00)								11,555,428.26	
Personnel Services		10,514,000.00		-	10,514,000.00	10,514,000.00			-								9,125,074.18	
Maintenance & Other Operating Expenses		30,992,000.00		(150,000.00)	30,842,000.00	30,992,000.00			(150,000.00)								2,430,354.08	
Capital Outlays																		
Pharmaceutical Management		500,772,000.00		(12,903,855.62)	487,868,144.38	416,395,000.00			(12,903,855.62)								5,484,918.10	
Personnel Services																		
Maintenance & Other Operating Expenses		500,772,000.00		(12,903,855.62)	487,868,144.38	416,395,000.00			(12,903,855.62)									
Capital Outlays																		
HEALTH HUMAN RESOURCE SUB-PROGRAM																		
Human Resource for Health (HRH) Deployment		8,570,305,000.00		(721,714,576.68)	7,848,589,423.32	1,169,965,000.00			(721,714,576.68)								107,115,295.96	
Personnel Services		5,138,237,000.00		(128,136,068.38)	5,010,100,931.62	341,237,000.00			(128,136,068.38)								26,407,252.07	
Maintenance & Other Operating Expenses		3,432,068,000.00		(593,578,508.30)	2,838,489,491.70	828,728,000.00			(593,578,508.30)								80,708,043.89	
Capital Outlays																		
Human Resources for Health (HRH) and Institutional Capacity Management		108,237,000.00		(10,794,886.86)	97,442,113.14	108,237,000.00			(10,794,886.86)								26,178,535.78	
Personnel Services		31,046,000.00		-	31,046,000.00	31,046,000.00			-								13,640,621.51	
Maintenance & Other Operating Expenses		77,191,000.00		(10,794,886.86)	66,396,113.14	77,191,000.00			(10,794,886.86)								12,537,914.27	
Capital Outlays																		
HEALTH PROMOTION SUB-PROGRAM																		
Health Promotion		176,788,000.00		-	176,788,000.00	176,788,000.00			-								18,301,786.18	
Personnel Services		27,834,000.00		-	27,834,000.00	27,834,000.00			-								7,881,228.39	

PROGRAM/ACTIVITY/PROJECT	UACS CODE	Authorized Appropriation	APPROPRIATION				Allotments Received	Adjustments (Withdrawal, Realignment)	ALLOTMENTS				TOTAL OBLIGATION				
			Adjustments (Transfer To/From)		Adjusted Appropriations	Transfer From			Adjusted Total Allotments	1st Qtr ending March 31	2nd Qtr ending June 30	3rd Qtr ending Sept. 30	4th Qtr ending Dec. 31	TOTAL (REGULAR FUND)			
			Outside Dept.	Within Dept.													
Maintenance & Other Operating Expenses		148,954,000.00		-	148,954,000.00	148,954,000.00	-	-	-	148,954,000.00	1,214,905.39	9,205,652.40	-	-	10,420,557.79		
Capital Outlays				-	-	-	-	-	-	-	-	-	-	-	-		
PUBLIC HEALTH PROGRAM																	
PUBLIC HEALTH MANAGEMENT SUB-PROGRAM																	
Public Health Management		1,116,920,000.00	-	(352,822,082.16)	764,097,917.84	1,116,920,000.00	-	(352,822,082.16)	-	764,097,917.84	9,750,641.86	44,953,870.66	-	-	54,704,512.52		
Personnel Services		39,000.00		-	39,000.00	39,000.00	-	-	-	39,000.00	-	-	-	-	-		
Maintenance & Other Operating Expenses		1,116,881,000.00		(352,822,082.16)	764,058,917.84	1,116,881,000.00	-	(352,822,082.16)	-	764,058,917.84	9,750,641.86	44,953,870.66	-	-	54,704,512.52		
Capital Outlays				-	-	-	-	-	-	-	-	-	-	-	-		
Operation of PNAO Secretariat		8,337,000.00		-	8,337,000.00	8,337,000.00	-	-	-	8,337,000.00	1,450,835.46	3,110,891.40	-	-	4,561,726.86		
Personnel Services		4,624,000.00		-	4,624,000.00	4,624,000.00	-	-	-	4,624,000.00	906,646.46	1,521,161.49	-	-	2,427,807.95		
Maintenance & Other Operating Expenses		3,713,000.00		-	3,713,000.00	3,713,000.00	-	-	-	3,713,000.00	544,189.00	1,589,729.91	-	-	2,133,918.91		
Capital Outlays				-	-	-	-	-	-	-	-	-	-	-	-		
ENVIRONMENTAL AND OCCUPATIONAL HEALTH SUB-PROGRAM																	
Environmental and Occupational Health		31,026,000.00		(29,999,998.00)	1,026,002.00	31,026,000.00	-	(29,999,998.00)	-	1,026,002.00	-	-	-	-	-		
Personnel Services				-	-	-	-	-	-	-	-	-	-	-	-		
Maintenance & Other Operating Expenses		31,026,000.00		(29,999,998.00)	1,026,002.00	31,026,000.00	-	(29,999,998.00)	-	1,026,002.00	-	-	-	-	-		
Capital Outlays				-	-	-	-	-	-	-	-	-	-	-	-		
NATIONAL IMMUNIZATION SUB-PROGRAM																	
National Immunization		7,548,889,000.00		-	7,548,889,000.00	7,548,889,000.00	-	-	-	7,548,889,000.00	-	581,465,154.25	-	-	581,465,154.25		
Personnel Services				-	-	-	-	-	-	-	-	-	-	-	-		
Maintenance & Other Operating Expenses		7,548,889,000.00		-	7,548,889,000.00	7,548,889,000.00	-	-	-	7,548,889,000.00	-	581,465,154.25	-	-	581,465,154.25		
Capital Outlays				-	-	-	-	-	-	-	-	-	-	-	-		
FAMILY HEALTH SUB-PROGRAM																	
Family Health, Nutrition and Responsible Parenting		2,472,022,000.00		(291,800,000.00)	2,180,222,000.00	2,472,022,000.00	-	(291,800,000.00)	-	2,180,222,000.00	-	24,000,000.00	-	-	24,000,000.00		
Personnel Services				-	-	-	-	-	-	-	-	-	-	-	-		
Maintenance & Other Operating Expenses		2,472,022,000.00		(291,800,000.00)	2,180,222,000.00	2,472,022,000.00	-	(291,800,000.00)	-	2,180,222,000.00	-	24,000,000.00	-	-	24,000,000.00		
Capital Outlays				-	-	-	-	-	-	-	-	-	-	-	-		
ELIMINATION OF INFECTIOUS DISEASES PROGRAM																	
Elimination of Disease such as Malaria, Schistosomiasis, Leprosy and Filariasis		219,365,000.00		(33,899,166.40)	185,465,833.60	219,365,000.00	-	(33,899,166.40)	-	185,465,833.60	27,202,004.40	4,974,740.00	-	-	32,176,744.40		
Personnel Services				-	-	-	-	-	-	-	-	-	-	-	-		
Maintenance & Other Operating Expenses		219,365,000.00		(33,899,166.40)	185,465,833.60	219,365,000.00	-	(33,899,166.40)	-	185,465,833.60	27,202,004.40	4,974,740.00	-	-	32,176,744.40		
Capital Outlays				-	-	-	-	-	-	-	-	-	-	-	-		
Rabies Control		908,360,000.00		-	908,360,000.00	908,360,000.00	-	-	-	908,360,000.00	-	-	-	-	-		
Personnel Services				-	-	-	-	-	-	-	-	-	-	-	-		
Maintenance & Other Operating Expenses		908,360,000.00		-	908,360,000.00	908,360,000.00	-	-	-	908,360,000.00	-	-	-	-	-		
Capital Outlays				-	-	-	-	-	-	-	-	-	-	-	-		

PROGRAM/ACTIVITY/PROJECT	UACS CODE	APPROPRIATION				ALLOTMENTS				TOTAL OBLIGATION					
		Authorized Appropriation	Adjustments (Transfer To/From)		Adjusted Appropriations	Allotments Received	Adjustments (Withdrawal, Realignment)	(Transfer to)	Transfer from	Adjusted Total Allotments	1st Qtr ending March 31	2nd Qtr ending June 30	3rd Qtr ending Sept. 30	4th Qtr ending Dec. 31	TOTAL (REGULAR FUND)
			Outside Dept.	Within Dept.											
PREVENTION AND CONTROL OF INFECTIOUS DISEASES SUB-PROGRAM															
Prevention and Control of Other Infectious Disease		738,347,000.00	(7,500,000.00)	730,847,000.00	738,347,000.00	-	(7,500,000.00)	-	730,847,000.00	5,951,600.00	265,414,543.10	-	-	271,366,143.10	
Personnel Services			-	-	-	-	-	-	-	-	-	-	-	-	
Maintenance & Other Operating Expenses		738,347,000.00	(7,500,000.00)	730,847,000.00	738,347,000.00	-	(7,500,000.00)	-	730,847,000.00	5,951,600.00	265,414,543.10	-	-	271,366,143.10	
Capital Outlays															
TB Control															
Personnel Services															
Maintenance & Other Operating Expenses															
Capital Outlays															
Assistance to Philippine Tuberculosis															
Personnel Services		13,557,000.00	-	13,557,000.00	13,557,000.00	-	-	-	13,557,000.00	-	13,557,000.00	-	-	13,557,000.00	
Maintenance & Other Operating Expenses															
Capital Outlays															
NON COMMUNICABLE DISEASES SUB-PROGRAM															
Prevention and Control of Non-Communicable Diseases															
Personnel Services															
Maintenance & Other Operating Expenses															
Capital Outlays															
EPIDEMIOLOGY AND SURVEILLANCE PROGRAM															
Epidemiology and Surveillance															
Personnel Services		98,688,000.00	(1,000,000.00)	97,688,000.00	98,688,000.00	-	(1,000,000.00)	-	97,688,000.00	8,449,591.26	15,475,164.76	-	-	23,924,756.02	
Maintenance & Other Operating Expenses															
Capital Outlays															
HEALTH EMERGENCY MANAGEMENT PROGRAM															
Health Emergency Preparedness and Response															
Personnel Services		169,626,000.00	(50,125,000.00)	119,501,000.00	169,626,000.00	-	(50,125,000.00)	-	119,501,000.00	9,318,779.25	16,524,901.70	-	-	25,843,680.95	
Maintenance & Other Operating Expenses															
Capital Outlays															
Quick Response Fund															
Personnel Services															
Maintenance & Other Operating Expenses															
Capital Outlays															
SUB-TOTAL, 00 : ACCESS TO PROMOTIVE AND PREVENTIVE HEALTH CARE SERVICES IMPROVED		41,025,450,000.00	(1,590,655,036.72)	39,434,794,963.28	41,025,450,000.00	-	(1,590,655,036.72)	-	39,434,794,963.28	131,106,751.77	1,228,170,571.16	-	-	1,359,277,322.93	
PREXC 00 : ACCESS TO CURATIVE AND REHABILITATIVE HEALTH CARE SERVICES IMPROVED															

PROGRAM/ACTIVITY/PROJECT	UACS CODE	Authorized Appropriation	APPROPRIATION				ALLOTMENTS				TOTAL OBLIGATION				
			Adjustments (Transfer To/From Reassignment)		Adjusted Appropriations	Allotments Received	Adjustments (Withdrawal, Reassignment)	(Transfer to)	Transfer from	Adjusted Total Allotments	1st Qtr ending March 31	2nd Qtr ending June 30	3rd Qtr ending Sept. 30	4th Qtr ending Dec. 31	TOTAL (REGULAR FUND)
			Outside Dept.	Within Dept.											
HEALTH FACILITIES OPERATION PROGRAM															
CURATIVE HEALTH CARE SUB-PROGRAM															
Operation of Blood Centers and National Voluntary Blood Services Program		495,169,000.00	-	(62,371,142.62)	432,797,857.38	495,169,000.00	-	(62,371,142.62)	-	432,797,857.38	15,582,846.81	124,366,351.95	-	-	139,939,198.76
Personnel Services		6,923,000.00	-	-	6,923,000.00	6,923,000.00	-	-	-	6,923,000.00	561,712.26	902,400.42	-	-	1,464,112.68
Maintenance & Other Operating Expenses		488,246,000.00	-	(62,371,142.62)	425,874,857.38	488,246,000.00	-	(62,371,142.62)	-	425,874,857.38	15,021,134.55	123,463,951.53	-	-	138,475,086.08
Capital Outlays															
Operation of DOH Hospitals in Metro Manila (MM)															
Personnel Services															
Maintenance & Other Operating Expenses															
Capital Outlays															
Operation of DOH Regional Hospitals and Other Health Facilities															
Personnel Services															
Maintenance & Other Operating Expenses															
Capital Outlays															
Operation of National Reference Laboratories		18,042,000.00	-	-	18,042,000.00	18,042,000.00	-	-	-	18,042,000.00	-	-	-	-	-
Personnel Services															
Maintenance & Other Operating Expenses		18,042,000.00	-	-	18,042,000.00	18,042,000.00	-	-	-	18,042,000.00	-	-	-	-	-
Capital Outlays															
REHABILITATIVE HEALTH CARE SUB-PROGRAM															
Operation of Dangerous Drug Abuse Treatment and Rehabilitation Centers		326,700,000.00	-	(125,142,000.00)	201,558,000.00	247,700,000.00	-	(125,142,000.00)	-	122,558,000.00	5,816,686.99	3,629,262.90	-	-	9,445,949.89
Personnel Services		29,000,000.00	-	-	29,000,000.00	-	-	-	-	-	-	-	-	-	-
Maintenance & Other Operating Expenses		289,004,000.00	-	(125,142,000.00)	163,862,000.00	247,700,000.00	-	(125,142,000.00)	-	122,558,000.00	5,816,686.99	3,629,262.90	-	-	9,445,949.89
Capital Outlays		8,696,000.00	-	-	8,696,000.00	-	-	-	-	-	-	-	-	-	-
SUB-TOTAL, 00 : ACCESS TO CURATIVE AND REHABILITATIVE HEALTH CARE SERVICES IMPROVED		839,911,000.00	-	(187,513,142.62)	652,397,857.38	760,911,000.00	-	(187,513,142.62)	-	573,397,857.38	21,399,533.80	127,985,614.85	-	-	149,385,148.65
PREXC 00 : ACCESS TO SAFE AND QUALITY HEALTH COMMODITIES, DEVICES AND FACILITIES ENSURED															
HEALTH REGULATORY PROGRAM															
HEALTH FACILITIES AND SERVICES REGULATION SUB-PROGRAM															
Regulations of Health Facilities and Services		82,690,000.00	-	(1,903,000.00)	80,787,000.00	82,690,000.00	-	(1,903,000.00)	-	80,787,000.00	11,827,148.29	18,271,391.85	-	-	30,098,540.14
Personnel Services		52,799,000.00	-	-	52,799,000.00	52,799,000.00	-	-	-	52,799,000.00	9,286,577.66	14,893,087.29	-	-	24,179,664.95
Maintenance & Other Operating Expenses		29,891,000.00	-	(1,903,000.00)	27,988,000.00	29,891,000.00	-	(1,903,000.00)	-	27,988,000.00	2,540,570.63	3,378,304.56	-	-	5,918,875.19
Capital Outlays															
Regulation of Regional Health Facilities and Services															
Personnel Services															
Maintenance & Other Operating Expenses															
Capital Outlays															
CONSUMER HEALTH AND WELFARE SUB-PROGRAM															

PROGRAM/ACTIVITY/PROJECT	UACS CODE	APPROPRIATION				ALLOTMENTS				TOTAL OBLIGATION					
		Authorized Appropriation	Adjustments (Transfer To/From Realignment)		Adjusted Appropriations	Allotments Received	Adjustments (Withdrawal, Realignment)	(Transfer to)	Transfer from	Adjusted Total Allotments	1st Qtr ending March 31	2nd Qtr ending June 30	3rd Qtr ending Sept. 30	4th Qtr ending Dec. 31	TOTAL (REGULAR FUND)
			Outside Dept.	Within Dept.											
Regulation of Health Products and Establishments															
Personnel Services															
Maintenance & Other Operating Expenses															
Capital Outlays															
ROUTINE QUARANTINE SERVICES SUB-PROGRAM															
Provision of Quarantine Services and International Health Surveillance															
Personnel Services															
Maintenance & Other Operating Expenses															
Capital Outlays															
SUB-TOTAL, 00: ACCESS TO SAFE AND QUALITY HEALTH COMMODITIES, DEVICES AND FACILITIES		82,690,000.00	(1,903,000.00)	80,787,000.00	82,690,000.00	-	(1,903,000.00)	-	80,787,000.00	11,827,148.29	18,271,391.85	-	-	30,098,540.14	
PREXC 00: ACCESS TO SOCIAL HEALTH PROTECTION ASSURED															
SOCIAL HEALTH PROTECTION PROGRAM															
PROJECTS															
LOCALLY - FUNDED PROJECTS															
Assistance to Indigent Patients either confined or out patients in government hospitals/specialty hospitals/igu		9,381,810,000.00	(553,631,136.26)	8,828,178,863.74	5,633,961,000.00	-	(553,631,136.26)	-	5,080,329,863.74	416,517,364.52	2,008,286.91	-	-	418,525,651.43	
Personnel Services															
Maintenance & Other Operating Expenses		9,381,810,000.00	(553,631,136.26)	8,828,178,863.74	5,633,961,000.00	-	(553,631,136.26)	-	5,080,329,863.74	416,517,364.52	2,008,286.91	-	-	418,525,651.43	
Capital Outlays															
SUB-TOTAL, 00: ACCESS TO SOCIAL HEALTH PROTECTION ASSURED		9,381,810,000.00	(553,631,136.26)	8,828,178,863.74	5,633,961,000.00	-	(553,631,136.26)	-	5,080,329,863.74	416,517,364.52	2,008,286.91	-	-	418,525,651.43	
TOTAL, OPERATIONS		51,329,861,000.00	(2,333,702,315.60)	48,996,158,684.40	24,088,976,000.00	-	(2,333,702,315.60)	-	21,755,273,684.40	580,850,798.38	1,376,435,864.77	-	-	1,957,266,663.15	
TOTAL NEW APPROPRIATIONS		60,501,615,000.00	(783,384,408.00)	57,349,248,196.94	25,544,808,429.00	-	(2,368,982,395.06)	-	23,175,826,033.94	731,464,080.29	1,870,953,769.04	-	-	2,602,417,849.33	
PS		13,437,353,000.00	(783,384,408.00)	12,525,832,523.62	895,431,423.00	-	(128,136,068.39)	-	767,295,360.62	127,058,547.53	197,415,640.25	-	-	324,475,197.78	
MOOE		30,283,436,000.00	(2,240,846,326.68)	28,042,589,673.32	23,746,566,000.00	-	(2,240,846,326.68)	-	21,505,719,673.32	600,778,358.68	1,364,922,010.85	-	-	1,965,700,369.53	
CO		16,780,826,000.00	-	16,780,826,000.00	902,811,000.00	-	-	-	902,811,000.00	3,626,174.08	308,616,117.94	-	-	312,242,292.02	
II. AUTOMATIC APPROPRIATION															
Retirement and Life Insurance Premium	01104102	45,762,000.00	-	45,762,000.00	45,762,000.00	-	-	-	45,762,000.00	6,968,386.51	10,798,466.10	-	-	17,766,852.61	
Personnel Services		45,762,000.00	-	45,762,000.00	45,762,000.00	-	-	-	45,762,000.00	6,968,386.51	10,798,466.10	-	-	17,766,852.61	
Maintenance & Other Operating Expenses															
Capital Outlays															
Custom and Duties and Taxes	01104105	-	93,979,348.00	93,979,348.00	93,979,348.00	-	-	-	93,979,348.00	-	93,979,347.12	-	-	93,979,347.12	
Personnel Services			93,979,348.00	93,979,348.00	93,979,348.00	-	-	-	93,979,348.00	-	93,979,347.12	-	-	93,979,347.12	
Maintenance & Other Operating Expenses			93,979,348.00	93,979,348.00	93,979,348.00	-	-	-	93,979,348.00	-	93,979,347.12	-	-	93,979,347.12	
Capital Outlays															
Franchise Tax	03104347	29,420,000.00	-	29,420,000.00	29,420,000.00	-	-	-	29,420,000.00	-	-	-	-	29,420,000.00	
Personnel Services		29,420,000.00	-	29,420,000.00	29,420,000.00	-	-	-	29,420,000.00	-	-	-	-	29,420,000.00	
Maintenance & Other Operating Expenses															
Capital Outlays		29,420,000.00	-	29,420,000.00	29,420,000.00	-	-	-	29,420,000.00	-	-	-	-	29,420,000.00	

PROGRAM/ACTIVITY/PROJECT	UACS CODE	APPROPRIATION						ALLOTMENTS						TOTAL OBLIGATION				
		Authorized Appropriation	Adjustments (Transfer To/From Realignment)		Adjusted Appropriations	Allotments Received	Adjustments (Withdrawal, Realignment)	(Transfer to)	Transfer From	Adjusted Total Allotments	1st Qtr ending March 31	2nd Qtr ending June 30	3rd Qtr ending Sept. 30	4th Qtr ending Dec. 31	TOTAL (REGULAR FUND)			
			Outside Dept.	Within Dept.														
III. SPECIAL PURPOSE FUND																		
Pension and Graduity Fund	01101407	-	-	-	-	-	-	-	-	-	-	-	-	-				
Personnel Services		-	12,030,353.00	-	12,030,353.00	-	12,030,353.00	-	12,030,353.00	-	5,234,926.78	-	6,618,797.75	-	11,853,724.53			
Maintenance & Other Operating Expenses		-	12,030,353.00	-	12,030,353.00	-	12,030,353.00	-	12,030,353.00	-	5,234,926.78	-	6,618,797.75	-	11,853,724.53			
Capital Outlays		-	-	-	-	-	-	-	-	-	-	-	-	-				
Miscellaneous Personnel Benefits Fund	01101406	-	-	-	-	-	-	-	-	-	-	-	-	-				
Personnel Services		-	2,344,722.00	-	2,344,722.00	-	3,601,580.00	-	3,601,580.00	-	2,344,722.00	-	189,862.47	-	189,862.47			
Maintenance & Other Operating Expenses		-	2,344,722.00	-	2,344,722.00	-	3,601,580.00	-	3,601,580.00	-	2,344,722.00	-	189,862.47	-	189,862.47			
Capital Outlays		-	-	-	-	-	-	-	-	-	-	-	-	-				
SUB-TOTAL, SPECIAL PURPOSE																		
PS		-	14,375,075.00	-	14,375,075.00	-	15,631,933.00	-	15,631,933.00	-	14,375,075.00	-	6,618,797.75	-	12,043,587.00			
MOOE		-	14,375,075.00	-	14,375,075.00	-	15,631,933.00	-	15,631,933.00	-	14,375,075.00	-	6,618,797.75	-	12,043,587.00			
CO		-	-	-	-	-	-	-	-	-	-	-	-	-				
FE		-	-	-	-	-	-	-	-	-	-	-	-	-				
TOTAL (CURRENT YEAR 2019)		60,576,797,000.00	(783,384,408.00)	(2,280,827,872.06)	57,532,784,619.94	25,590,570,429.00	109,611,281.00	(2,370,239,253.06)	23,329,942,456.94	743,857,256.05	1,982,350,380.01	-	-	2,726,207,636.06				
I. CONTINUING APPROPRIATION																		
A. PROGRAMS																		
I. GENERAL ADMINISTRATION AND SUPPORT																		
General Management and Supervision		-	-	-	-	-	-	-	-	-	-	-	-	-				
Personnel Services		11,597,561.62	-	-	11,597,561.62	11,597,561.62	-	-	11,597,561.62	-	4,545,352.73	-	3,451,003.43	-	7,996,356.16			
Maintenance & Other Operating Expenses		11,597,561.62	-	-	11,597,561.62	11,597,561.62	-	-	11,597,561.62	-	4,545,352.73	-	3,451,003.43	-	7,996,356.16			
Capital Outlays		-	-	-	-	-	-	-	-	-	-	-	-	-				
Administration of Personnel Benefits		-	-	-	-	-	-	-	-	-	-	-	-	-				
Personnel Services		-	-	-	-	-	-	-	-	-	-	-	-	-				
Maintenance & Other Operating Expenses		-	-	-	-	-	-	-	-	-	-	-	-	-				
Capital Outlays		-	-	-	-	-	-	-	-	-	-	-	-	-				
TOTAL, GASS		11,597,561.62	-	-	11,597,561.62	11,597,561.62	-	-	11,597,561.62	-	4,545,352.73	-	3,451,003.43	-	7,996,356.16			
II. SUPPORT TO OPERATIONS																		
Health Information Technology		128,906,340.02	-	(594,000.00)	128,312,340.02	128,906,340.02	-	(594,000.00)	128,312,340.02	-	235,471.85	-	1,307,215.11	-	1,071,743.26			

PROGRAM/ACTIVITY/PROJECT	UACS CODE	APPROPRIATION						ALLOTMENTS				TOTAL OBLIGATION				
		Authorized Appropriation	Adjustments (Transfer To/From Realignment)		Adjusted Appropriations	Allotments Received	Adjustments (Withdrawal, Realignment)	(Transfer to)	Transfer from	Adjusted Total Allotments	1st Qtr ending	2nd Qtr ending	3rd Qtr ending	4th Qtr ending	TOTAL (REGULAR FUND)	
			Outside Dept.	Within Dept.							March 31	June 30	Sept. 30	Dec. 31		
Personnel Services		56,371,559.66									(235,471.85)	440,215.11	-	-	204,743.26	
Maintenance & Other Operating Expenses		72,534,780.36	(594,000.00)	55,777,559.66	56,371,559.66	-	(594,000.00)	-	55,777,559.66			867,000.00	-	867,000.00		
Capital Outlays				72,534,780.36	72,534,780.36				72,534,780.36							
Operations of Regional Offices																
Personnel Services																
Maintenance & Other Operating Expenses																
Capital Outlays																
TOTAL, STO		128,906,340.02	(994,000.00)	128,312,340.02	128,906,340.02	-	(994,000.00)	-	128,312,340.02		(235,471.85)	1,307,215.11	-	-	1,071,743.26	
III. OPERATIONS																
PREXC OO : ACCESS TO PROMOTIVE AND PREVENTIVE HEALTH CARE SERVICES IMPROVED HEALTH POLICY AND STANDARDS DEVELOPMENT PROGRAM																
International Health Policy Development and Cooperation																
Personnel Services		5,038,669.70	(2,600,000.00)	2,438,669.70	5,038,669.70	-	(2,600,000.00)	-	2,438,669.70		342,801.74	20,039.40	-	-	362,841.14	
Maintenance & Other Operating Expenses																
Capital Outlays		5,038,669.70	(2,600,000.00)	2,438,669.70	5,038,669.70	-	(2,600,000.00)	-	2,438,669.70		342,801.74	20,039.40	-	-	362,841.14	
Health Sector Policy and Plan Development																
Personnel Services		868,037.89	-	868,037.89	868,037.89	-	-	-	868,037.89		268,363.72	14,699.56	-	-	283,063.28	
Maintenance & Other Operating Expenses																
Capital Outlays		868,037.89	-	868,037.89	868,037.89	-	-	-	868,037.89		268,363.72	14,699.56	-	-	283,063.28	
Health Sector Research Development																
Personnel Services		604,120.00	-	604,120.00	604,120.00	-	-	-	604,120.00		-	240,618.49	-	-	240,618.49	
Maintenance & Other Operating Expenses																
Capital Outlays		604,120.00	-	604,120.00	604,120.00	-	-	-	604,120.00		-	240,618.49	-	-	240,618.49	
HEALTH SYSTEMS STRENGTHENING PROGRAM																
SERVICE DELIVERY SUB-PROGRAM																
Health Facility Policy and Plan Development																
Personnel Services		998,866.06	(630,000.00)	368,866.06	998,866.06	-	(630,000.00)	-	368,866.06		(165,652.30)	521,636.24	-	-	355,983.94	
Maintenance & Other Operating Expenses																
Capital Outlays		998,866.06	(630,000.00)	368,866.06	998,866.06	-	(630,000.00)	-	368,866.06		(165,652.30)	521,636.24	-	-	355,983.94	
Health Facilities Enhancement Program																
Personnel Services		13,973,095.00	-	13,973,095.00	13,974,000.00	-	-	-	13,794,000.00		-	-	-	-	-	
Maintenance & Other Operating Expenses																
Capital Outlays		13,973,095.00	-	13,973,095.00	13,794,000.00	-	-	-	13,794,000.00		-	-	-	-	-	
Local Health Systems Development and Assistance																
Personnel Services		92,742.96	-	92,742.96	92,742.96	-	-	-	92,742.96		(83,901.96)	83,901.96	-	-	-	

PROGRAM/ACTIVITY/PROJECT	UNCS CODE	Authorized Appropriation	APPROPRIATION				ALLOTMENTS				TOTAL OBLIGATION				
			Adjustments (Transfer To/From Realignment)		Adjusted Appropriations	Allotments Received	Adjustments (Withdrawal, Realignment)	(Transfer to)	Transfer from	Adjusted Total Allotments	1st Qtr ending March 31	2nd Qtr ending June 30	3rd Qtr ending Sept. 30	4th Qtr ending Dec. 31	TOTAL (REGULAR FUND)
			Outside Dept.	Within Dept.											
Maintenance & Other Operating Expenses		92,742.96			92,742.96	92,742.96					(83,901.96)	83,901.96			
Capital Outlays															
Pharmaceutical Management															
Personnel Services		17,332,451.96			17,332,451.96	17,332,451.96					204,564.18	161,772.81			366,336.99
Maintenance & Other Operating Expenses		17,332,451.96			17,332,451.96	17,332,451.96					204,564.18	161,772.81			366,336.99
Capital Outlays															
HEALTH HUMAN RESOURCE SUB-PROGRAM															
Human Resource for Health (HRH) Deployment		30,722,623.48		(30,722,453.48)	170.00	30,722,623.48									
Personnel Services															
Maintenance & Other Operating Expenses		30,722,623.48		(30,722,453.48)	170.00	30,722,623.48					(170.00)	170.00			
Capital Outlays															
Human Resources for Health (HRH) and Institutional Capacity Management		7,508,323.13			7,508,323.13	7,508,323.13					881,304.67	3,701,828.59			4,583,133.26
Personnel Services															
Maintenance & Other Operating Expenses		7,508,323.13			7,508,323.13	7,508,323.13					881,304.67	3,701,828.59			4,583,133.26
Capital Outlays															
HEALTH PROMOTION SUB-PROGRAM															
Health Promotion		44,060,121.48		(13,434,570.00)	30,625,551.48	44,060,121.48									
Personnel Services															
Maintenance & Other Operating Expenses		44,060,121.48		(13,434,570.00)	30,625,551.48	44,060,121.48					138,025.54	12,511,984.82			12,650,010.36
Capital Outlays															
PUBLIC HEALTH PROGRAM															
PUBLIC HEALTH MANAGEMENT SUB-PROGRAM															
Public Health Management		27,614,809.65		(15,005,000.00)	12,609,809.65	27,614,809.65									
Personnel Services															
Maintenance & Other Operating Expenses		27,614,809.65		(15,005,000.00)	12,609,809.65	27,614,809.65					4,773,987.98	1,407,661.84			6,181,649.82
Capital Outlays															
Operation of PNAC Secretariat															
Personnel Services		179,539.61			179,539.61	179,539.61									
Maintenance & Other Operating Expenses															
Capital Outlays		179,539.61			179,539.61	179,539.61					92,276.74				92,276.74
ENVIRONMENTAL AND OCCUPATIONAL HEALTH SUB-PROGRAM															
Environmental and Occupational Health															
Personnel Services		119,572.08			119,572.08	119,572.08									
Maintenance & Other Operating Expenses															
Capital Outlays		119,572.08			119,572.08	119,572.08									

PROGRAM/ACTIVITY/PROJECT	UACS CODE	APPROPRIATION					ALLOTMENTS					TOTAL OBLIGATION				
		Authorized Appropriation	Adjustments (Transfer To/From Realignment)		Adjusted Appropriations	Allotments Received	Adjustments (Withdrawal, Realignment)	(Transfer to)	Transfer from	Adjusted Total Allotments	1st Qtr ending March 31	2nd Qtr ending June 30	3rd Qtr ending Sept. 30	4th Qtr ending Dec. 31	TOTAL (REGULAR FUND)	
			Outside Dept.	Within Dept.												Adjustments (Withdrawal, Realignment)
NATIONAL IMMUNIZATION SUB-PROGRAM																
National Immunization		142,858,773.09	-	-	142,858,773.09	142,858,773.09	142,858,773.09	-	-	142,858,773.09	87,457,378.27	35,551,209.55	-	-	123,008,587.82	
Personnel Services																
Maintenance & Other Operating Expenses		142,858,773.09	-	-	142,858,773.09	142,858,773.09	142,858,773.09	-	-	142,858,773.09	87,457,378.27	35,551,209.55	-	-	123,008,587.82	
Capital Outlays																
FAMILY HEALTH SUB-PROGRAM																
Family Health, Nutrition and Responsible Parenting		1,353,713,003.58	-	(38,405,794.00)	1,315,307,209.58	1,353,713,003.58	1,353,713,003.58	(38,405,794.00)	-	1,315,307,209.58	-	13,552,000.00	-	-	13,552,000.00	
Personnel Services																
Maintenance & Other Operating Expenses		1,353,713,003.58	-	(38,405,794.00)	1,315,307,209.58	1,353,713,003.58	1,353,713,003.58	(38,405,794.00)	-	1,315,307,209.58	-	13,552,000.00	-	-	13,552,000.00	
Capital Outlays																
ELIMINATION OF INFECTIOUS DISEASES PROGRAM																
Elimination of Disease such as Malaria, Schistosomiasis, Leprosy and Filariasis		47,829,295.78	-	(11,199,449.00)	36,629,846.78	47,829,295.78	47,829,295.78	(11,199,449.00)	-	36,629,846.78	-	-	-	-	-	
Personnel Services																
Maintenance & Other Operating Expenses		47,829,295.78	-	(11,199,449.00)	36,629,846.78	47,829,295.78	47,829,295.78	(11,199,449.00)	-	36,629,846.78	-	-	-	-	-	
Capital Outlays																
Rabies Control		261,650,000.00	-	(260,650,000.00)	1,000,000.00	261,650,000.00	261,650,000.00	(260,650,000.00)	-	1,000,000.00	(221,122,050.00)	221,122,050.00	-	-	-	
Personnel Services																
Maintenance & Other Operating Expenses		261,650,000.00	-	(260,650,000.00)	1,000,000.00	261,650,000.00	261,650,000.00	(260,650,000.00)	-	1,000,000.00	(221,122,050.00)	221,122,050.00	-	-	-	
Capital Outlays																
PREVENTION AND CONTROL OF INFECTIOUS DISEASES SUB-PROGRAM																
Prevention and Control of Other Infectious Disease		264,438,432.12	-	(26,974,963.00)	237,463,469.12	264,438,432.12	264,438,432.12	(24,592,213.00)	(2,382,750.00)	237,463,469.12	-	-	-	-	-	
Personnel Services																
Maintenance & Other Operating Expenses		264,438,432.12	-	(26,974,963.00)	237,463,469.12	264,438,432.12	264,438,432.12	(24,592,213.00)	(2,382,750.00)	237,463,469.12	-	-	-	-	-	
Capital Outlays																
TB Control		305,775,000.00	-	(18,250,030.00)	287,524,970.00	305,775,000.00	305,775,000.00	(2,795,000.00)	(15,455,030.00)	287,524,970.00	-	46,963,212.91	-	-	46,963,212.91	
Personnel Services																
Maintenance & Other Operating Expenses		305,775,000.00	-	(18,250,030.00)	287,524,970.00	305,775,000.00	305,775,000.00	(2,795,000.00)	(15,455,030.00)	287,524,970.00	-	46,963,212.91	-	-	46,963,212.91	
Capital Outlays																
Assistance to Philippine Tuberculosis																
Personnel Services																
Maintenance & Other Operating Expenses																
Capital Outlays																
NON COMMUNICABLE DISEASES SUB-PROGRAM																
Prevention and Control of Non-Communicable Diseases		119,689,175.01	-	(64,209,206.00)	55,479,969.01	69,689,175.01	69,689,175.01	(64,209,206.00)	-	5,479,969.01	(110,870.09)	2,024,794.59	-	-	1,913,924.50	
Personnel Services																
Maintenance & Other Operating Expenses		119,689,175.01	-	(64,209,206.00)	55,479,969.01	69,689,175.01	69,689,175.01	(64,209,206.00)	-	5,479,969.01	(110,870.09)	2,024,794.59	-	-	1,913,924.50	
Capital Outlays																
Maintenance & Other Operating Expenses																
Capital Outlays																
Maintenance & Other Operating Expenses		119,689,175.01	-	(64,209,206.00)	55,479,969.01	69,689,175.01	69,689,175.01	(64,209,206.00)	-	5,479,969.01	(110,870.09)	2,024,794.59	-	-	1,913,924.50	
Capital Outlays																
Maintenance & Other Operating Expenses																
Maintenance & Other Operating Expenses		119,689,175.01	-	(64,209,206.00)	55,479,969.01	69,689,175.01	69,689,175.01	(64,209,206.00)	-	5,479,969.01	(110,870.09)	2,024,794.59	-	-	1,913,924.50	
Capital Outlays																
Maintenance & Other Operating Expenses																
Maintenance & Other Operating Expenses		119,689,175.01	-	(64,209,206.00)	55,479,969.01	69,689,175.01	69,689,175.01	(64,209,206.00)	-	5,479,969.01	(110,870.09)	2,024,794.59	-	-	1,913,924.50	
Capital Outlays																
Maintenance & Other Operating Expenses																
Maintenance & Other Operating Expenses		119,689,175.01	-	(64,209,206.00)	55,479,969.01	69,689,175.01	69,689,175.01	(64,209,206.00)	-	5,479,969.01	(110,870.09)	2,024,794.59	-	-	1,913,924.50	
Capital Outlays																
Maintenance & Other Operating Expenses																
Maintenance & Other Operating Expenses		119,689,175.01	-	(64,209,206.00)	55,479,969.01	69,689,175.01	69,689,175.01	(64,209,206.00)	-	5,479,969.01	(110,870.09)	2,024,794.59	-	-	1,913,924.50	
Capital Outlays																
Maintenance & Other Operating Expenses																
Maintenance & Other Operating Expenses		119,689,175.01	-	(64,209,206.00)	55,479,969.01	69,689,175.01	69,689,175.01	(64,209,206.00)	-	5,479,969.01	(110,870.09)	2,024,794.59	-	-	1,913,924.50	
Capital Outlays																
Maintenance & Other Operating Expenses																
Maintenance & Other Operating Expenses		119,689,175.01	-	(64,209,206.00)	55,479,969.01	69,689,175.01	69,689,175.01	(64,209,206.00)	-	5,479,969.01	(110,870.09)	2,024,794.59	-	-	1,913,924.50	
Capital Outlays																
Maintenance & Other Operating Expenses																
Maintenance & Other Operating Expenses		119,689,175.01	-	(64,209,206.00)	55,479,969.01	69,689,175.01	69,689,175.01	(64,209,206.00)	-	5,479,969.01	(110,870.09)	2,024,794.59	-	-	1,913,924.50	
Capital Outlays																
Maintenance & Other Operating Expenses																
Maintenance & Other Operating Expenses		119,689,175.01	-	(64,209,206.00)	55,479,969.01	69,689,175.01	69,689,175.01	(64,209,206.00)	-	5,479,969.01	(110,870.09)	2,024,794.59	-	-	1,913,924.50	
Capital Outlays																
Maintenance & Other Operating Expenses																
Maintenance & Other Operating Expenses		119,689,175.01	-	(64,209,206.00)	55,479,969.01	69,689,175.01	69,689,175.01	(64,209,206.00)	-	5,479,969.01	(110,870.09)	2,024,794.59	-	-	1,913,924.50	
Capital Outlays																
Maintenance & Other Operating Expenses																
Maintenance & Other Operating Expenses		119,689,175.01	-	(64,209,206.00)	55,479,969.01	69,689,175.01	69,689,175.01	(64,209,206.00)	-	5,479,969.01	(110,870.09)	2,024,794.59	-	-	1,913,924.50	
Capital Outlays																
Maintenance & Other Operating Expenses																
Maintenance & Other Operating Expenses		119,689,175.01	-	(64,209,206.00)	55,479,969.01	69,689,175.01	69,689,175.01	(64,209,206.00)	-	5,479,969.01	(110,870.09)	2,024,794.59	-	-	1,913,924.50	
Capital Outlays																
Maintenance & Other Operating Expenses																
Maintenance & Other Operating Expenses		119,689,175.01	-	(64,209,206.00)	55,479,969.01	69,689,175.01	69,689,175.01	(64,209,206.00)	-	5,479,969.01	(110,870.09)	2,024,794.59	-	-	1,913,924.50	
Capital Outlays																
Maintenance & Other Operating Expenses																
Maintenance & Other Operating Expenses		119,689,175.01	-	(64,209,206.00)	55,479,969.01	69,689,175.01	69,689,175.01	(64,209,206.00)	-	5,479,969.01	(110,870.09)	2,024,794.59	-	-	1,913,924.50	
Capital Outlays																
Maintenance & Other Operating Expenses																
Maintenance & Other Operating Expenses		119,689,175.01	-	(64,209,206.00)	55,479,969.01	69,689,175.01	69,689,175.01	(64,209,206.00)	-	5,479,969.01	(110,870.09)	2,024,794.59	-	-	1,913,924.50	
Capital Outlays																
Maintenance & Other Operating Expenses																
Maintenance & Other Operating Expenses		119,689,175.01	-	(64,209,206.00)	55,479,969.01	69,689,175.01	69,689,175.01	(64,209,206.00)	-	5,479,969.01	(110,870.09)	2,024,7				

PROGRAM/ACTIVITY/PROJECT	UACS CODE	APPROPRIATION				ALLOTMENTS				TOTAL OBLIGATION					
		Authorized Appropriation	Adjustments (Transfer To/From Realignment)		Adjusted Appropriations	Allotments Received	Adjustments (Withdrawal, Realignment)	(Transfer to)	Transfer from	Adjusted Total Allotments	1st Qtr ending	2nd Qtr ending	3rd Qtr ending	4th Qtr ending	TOTAL (REGULAR FUND)
			Outside Dept.	Within Dept.							March 31	June 30	Sept. 30	Dec. 31	
EPIDEMIOLOGY AND SURVEILLANCE PROGRAM															
Epidemiology and Surveillance															
Personnel Services		4,403,633.78		(3,300,000.00)	1,103,633.78	4,403,633.78						(536,131.91)	891,794.11		355,662.20
Maintenance & Other Operating Expenses		4,403,633.78		(3,300,000.00)	1,103,633.78	4,403,633.78						(536,131.91)	891,794.11		355,662.20
Capital Outlays															
HEALTH EMERGENCY MANAGEMENT PROGRAM															
Health Emergency Preparedness and Response															
Personnel Services		38,486,708.42		(34,461,116.60)	4,025,591.82	38,486,708.42							304,968.43	2,223,102.96	2,528,071.39
Maintenance & Other Operating Expenses		38,486,708.42		(34,461,116.60)	4,025,591.82	38,486,708.42							304,968.43	2,223,102.96	2,528,071.39
Capital Outlays															
Quick Response Fund															
Personnel Services		257,918,769.47		(55,248,391.64)	202,670,377.83	257,918,769.47									2,528,071.39
Maintenance & Other Operating Expenses		257,918,769.47		(55,248,391.64)	202,670,377.83	257,918,769.47									2,528,071.39
Capital Outlays															
SUB-TOTAL: ACCESS TO PROMOTIVE AND PREVENTIVE HEALTH CARE SERVICES IMPROVED		2,945,875,764.25		(575,090,973.72)	2,370,784,790.53	2,895,696,669.25									
PREXC 00 : ACCESS TO CURATIVE AND REHABILITATIVE HEALTH CARE SERVICES IMPROVED															
HEALTH FACILITIES OPERATION PROGRAM															
CURATIVE HEALTH CARE SUB-PROGRAM															
Operation of Blood Centers and National Voluntary Blood Services Program															
Personnel Services		434,074.15			434,074.15	434,074.15							107,073.14	302,617.18	409,690.32
Maintenance & Other Operating Expenses		434,074.15			434,074.15	434,074.15							107,073.14	302,617.18	409,690.32
Capital Outlays															
Operation of DOH Hospitals in Metro Manila (MM)															
Personnel Services															
Maintenance & Other Operating Expenses															
Capital Outlays															
Operation of DOH Regional Hospitals and Other Health Facilities															
Personnel Services															
Maintenance & Other Operating Expenses															
Capital Outlays															
Operation of National Reference Laboratories															
Personnel Services		13,000,000.00			13,000,000.00	13,000,000.00									
Maintenance & Other Operating Expenses		13,000,000.00			13,000,000.00	13,000,000.00									
Capital Outlays															

PROGRAM/ACTIVITY/PROJECT	UACS CODE	APPROPRIATION					ALLOTMENTS					TOTAL OBLIGATION				
		Authorized Appropriation	Adjustments (Transfer To/From Realignment)		Adjusted Appropriations	Allotments Received	Adjustments (Withdrawal, Realignment)	(Transfer to)	Transfer From	Adjusted Total Allotments	TOTAL OBLIGATION					
			Outside Dept.	Within Dept.							1st Qtr ending March 31	2nd Qtr ending June 30	3rd Qtr ending Sept. 30	4th Qtr ending Dec. 31	TOTAL (REGULAR FUND)	
REHABILITATIVE HEALTH CARE SUB-PROGRAM Operation of Dangerous Drug Abuse Treatment and Rehabilitation Centers		3,276,924.21	-	150,597.00	3,427,521.21	3,276,924.21	32,950,597.00	(32,800,000.00)	-	3,427,521.21	(5,729.69)	252,784.39	-	-	247,054.70	
Personnel Services		333,484.21	-	150,597.00	484,081.21	333,484.21	32,950,597.00	(32,800,000.00)	-	484,081.21	(5,729.69)	252,784.39	-	-	-	
Maintenance & Other Operating Expenses		2,943,440.00	-	-	2,943,440.00	2,943,440.00	-	-	-	2,943,440.00	-	-	-	-	247,054.70	
REHABILITATIVE HEALTH CARE SERVICES IMPROVED		16,710,998.36	-	150,597.00	16,861,595.36	16,710,998.36	32,950,597.00	(32,800,000.00)	-	16,861,595.36	101,343.45	555,401.57	-	-	-	
PREXC 00 : ACCESS TO SAFE AND QUALITY HEALTH COMMODITIES, DEVICES AND FACILITIES ENSURED		-	-	-	-	-	-	-	-	-	-	-	-	-	-	
HEALTH REGULATORY PROGRAM		-	-	-	-	-	-	-	-	-	-	-	-	-	-	
HEALTH FACILITIES AND SERVICES REGULATION SUB-PROGRAM		-	-	-	-	-	-	-	-	-	-	-	-	-	-	
Regulations of Health Facilities and Services		55,880.27	-	-	55,880.27	55,880.27	-	-	-	55,880.27	-	-	-	-	55,880.27	
Personnel Services		-	-	-	-	-	-	-	-	-	-	-	-	-	-	
Maintenance & Other Operating Expenses		-	-	-	-	-	-	-	-	-	-	-	-	-	-	
Capital Outlays		-	-	-	-	-	-	-	-	-	-	-	-	-	-	
CONSUMER HEALTH AND WELFARE SUB-PROGRAM		-	-	-	-	-	-	-	-	-	-	-	-	-	-	
Regulation of Health Products and Establishments		-	-	-	-	-	-	-	-	-	-	-	-	-	-	
Personnel Services		-	-	-	-	-	-	-	-	-	-	-	-	-	-	
Maintenance & Other Operating Expenses		-	-	-	-	-	-	-	-	-	-	-	-	-	-	
Capital Outlays		-	-	-	-	-	-	-	-	-	-	-	-	-	-	
ROUTINE QUARANTINE SERVICES SUB-PROGRAM		-	-	-	-	-	-	-	-	-	-	-	-	-	-	
Provision of Quarantine Services and International Health Surveillance		-	-	-	-	-	-	-	-	-	-	-	-	-	-	
Personnel Services		-	-	-	-	-	-	-	-	-	-	-	-	-	-	
Maintenance & Other Operating Expenses		-	-	-	-	-	-	-	-	-	-	-	-	-	-	
Capital Outlays		-	-	-	-	-	-	-	-	-	-	-	-	-	-	
SUB-TOTAL, 00: ACCESS TO SAFE AND QUALITY HEALTH COMMODITIES, DEVICES AND FACILITIES		55,880.27	-	-	55,880.27	55,880.27	-	-	-	55,880.27	3,664.00	52,216.27	-	-	55,880.27	
PREXC 00: ACCESS TO SOCIAL HEALTH PROTECTION ASSURED		-	-	-	-	-	-	-	-	-	-	-	-	-	-	
SOCIAL HEALTH PROTECTION PROGRAM		-	-	-	-	-	-	-	-	-	-	-	-	-	-	
PROJECTS		-	-	-	-	-	-	-	-	-	-	-	-	-	-	
OCALLY - FUNDED PROJECTS		-	-	-	-	-	-	-	-	-	-	-	-	-	-	
Assistance to Indigent Patients either confined or out patient s in government hospitals/specially hospitals/igu		45,879.73	-	-	45,879.73	45,879.73	139,647,552.00	(139,647,552.00)	-	45,879.73	(916.88)	916.88	-	-	0.00	
Personnel Services		-	-	-	-	-	-	-	-	-	-	-	-	-	-	
Maintenance & Other Operating Expenses		45,879.73	-	-	45,879.73	45,879.73	-	-	-	45,879.73	(916.88)	916.88	-	-	0.00	
Capital Outlays		-	-	-	-	-	-	-	-	-	-	-	-	-	-	

PROGRAM/ACTIVITY/PROJECT	UACS CODE	APPROPRIATION				ALLOTMENTS				TOTAL OBLIGATION					
		Authorized Appropriation	Adjustments (Transfer To/From Realignment)		Adjusted Appropriations	Allotments Received	Adjustments (Withdrawal, Realignment)	(Transfer to)	Transfer from	Adjusted Total Allotments	1st Qtr ending March 31	2nd Qtr ending June 30	3rd Qtr ending Sept. 30	4th Qtr ending Dec. 31	TOTAL (REGULAR FUND)
			Outside Dept.	Within Dept.											
TOTAL, OPERATIONS		2,962,686,522.61	(574,940,376.72)	2,387,746,145.89	2,912,509,427.61	-	(574,940,376.72)	-	2,337,569,050.89	(127,451,014.42)	341,601,012.55	-	-	-	214,149,998.13
TOTAL SPECIFIC BUDGET (CONAP)		3,103,192,424.25	(575,534,376.72)	2,527,658,047.53	3,053,013,329.25	-	(575,534,376.72)	-	2,477,478,952.53	(123,141,133.54)	346,389,231.09	-	-	-	223,218,097.55
PS		2,934,322,339.42	(530,345,647.58)	2,403,976,691.84	2,884,322,339.42	-	(530,345,647.58)	-	2,353,976,691.84	(123,141,133.54)	345,492,231.09	-	-	-	222,351,097.55
MOOE		168,870,084.83	(45,188,729.14)	123,681,355.69	168,890,989.83	-	(45,188,729.14)	-	123,502,260.69	-	867,000.00	-	-	-	867,000.00
CO		-	-	-	-	-	-	-	-	-	-	-	-	-	-
III. SPECIAL PURPOSE FUND		-	-	-	-	-	-	-	-	-	-	-	-	-	-
Contingent Fund	01102402	-	-	211,000,000.00	211,000,000.00	-	(289,000,000.00)	-	211,000,000.00	-	211,000,000.00	-	-	-	211,000,000.00
Personnel Services		-	-	-	-	-	-	-	-	-	-	-	-	-	-
Maintenance & Other Operating Expenses		-	-	211,000,000.00	211,000,000.00	-	(289,000,000.00)	-	211,000,000.00	-	211,000,000.00	-	-	-	211,000,000.00
Capital Outlays		-	-	-	-	-	-	-	-	-	-	-	-	-	-
Calamity Funds	01102401	-	-	244,850,500.00	244,850,500.00	-	-	-	244,850,500.00	-	-	-	-	-	-
Personnel Services		-	-	-	-	-	-	-	-	-	-	-	-	-	-
Maintenance & Other Operating Expenses		-	-	-	-	-	-	-	-	-	-	-	-	-	-
Capital Outlays		-	-	244,850,500.00	244,850,500.00	-	-	-	244,850,500.00	-	-	-	-	-	-
SUB-TOTAL, SPECIAL PURPOSE		-	-	455,850,500.00	455,850,500.00	-	(289,000,000.00)	-	455,850,500.00	-	211,000,000.00	-	-	-	211,000,000.00
PS		-	-	-	-	-	-	-	-	-	-	-	-	-	-
MOOE		-	-	211,000,000.00	211,000,000.00	-	(289,000,000.00)	-	211,000,000.00	-	211,000,000.00	-	-	-	211,000,000.00
CO		-	-	244,850,500.00	244,850,500.00	-	-	-	244,850,500.00	-	-	-	-	-	-
TOTAL (CONAP 2018)		3,103,192,424.25	(119,683,876.72)	2,983,508,547.53	3,797,863,829.25	-	(864,534,376.72)	-	2,933,329,452.53	(123,141,133.54)	557,359,231.09	-	-	-	434,218,097.55
PS		-	-	-	-	-	-	-	-	-	-	-	-	-	-
MOOE		2,934,322,339.42	(319,345,647.58)	2,614,976,691.84	3,384,322,339.42	-	(819,345,647.58)	-	2,564,976,691.84	(123,141,133.54)	556,492,231.09	-	-	-	433,351,097.55
CO		168,870,084.83	-	199,661,770.86	413,541,489.83	-	(45,188,729.14)	-	368,352,760.69	-	867,000.00	-	-	-	867,000.00
FE		-	-	-	-	-	-	-	-	-	-	-	-	-	-
GRAND TOTAL (CURRENT + CONAP)		63,679,989,424.25	(783,384,408.00)	(2,380,311,848.78)	60,516,293,167.47	29,388,434,258.25	(3,234,773,629.78)	-	26,283,271,909.47	620,716,122.51	2,639,709,611.10	-	-	-	3,160,425,733.61
PS		13,483,115,000.00	(783,384,408.00)	(113,780,993.38)	12,585,969,598.62	941,193,429.00	(129,392,926.38)	-	827,432,435.62	139,452,733.29	214,832,904.10	-	-	-	354,285,627.39
MOOE		33,247,178,339.42	-	(2,466,212,626.26)	30,780,965,713.16	27,130,888,339.42	(3,060,191,974.26)	-	24,164,675,713.16	477,637,225.14	2,015,393,589.06	-	-	-	2,493,030,814.20
CO		16,949,696,084.83	-	199,661,770.86	17,149,357,855.69	1,316,352,489.83	(45,188,729.14)	-	1,271,163,760.69	3,626,174.08	309,483,117.94	-	-	-	313,109,292.02
FE		-	-	-	-	-	-	-	-	-	-	-	-	-	-

PROGRAM/ACTIVITY/PROJECT	TOTAL DISBURSEMENT					BALANCES			
	1st Qtr ending March 31	2nd Qtr ending June 30	3rd Qtr ending Sept. 30	4th Qtr ending Dec. 31	TOTAL	Unreleased Appropriation	Unobligated Allotment	Due and Demandable	Not Yet Due and Demandable
I. NEW APPROPRIATION (CURRENT)									
A. PROGRAMS									
I. GENERAL ADMINISTRATION AND SUPPORT									
General Management and Supervision	99,529,930.97	154,560,691.74	-	-	254,090,622.71	-	307,923,408.99	317,744.16	10,775,610.28
Personnel Services	63,795,639.98	100,610,814.26	-	-	164,406,454.24	-	89,659,801.60	317,744.16	0.00
Maintenance & Other Operating Expenses	35,734,290.99	53,949,877.48	-	-	89,684,168.47	-	194,863,607.39	-	10,775,610.28
Capital Outlays	-	-	-	-	-	-	23,500,000.00	-	-
Administration of Personnel Benefits	-	698,428.42	-	-	698,428.42	6,932,537,163.00	0.58	-	-
Personnel Services	-	698,428.42	-	-	698,428.42	6,932,537,163.00	0.58	-	-
Maintenance & Other Operating Expenses	-	-	-	-	-	-	-	-	-
Capital Outlays	-	-	-	-	-	-	-	-	-
TOTAL, GASS	99,529,930.97	155,259,120.16	-	-	254,789,051.13	6,932,537,163.00	307,923,409.57	317,744.16	10,775,610.28
II. SUPPORT TO OPERATIONS									
Health Information Technology	9,287,013.12	19,353,409.58	-	-	28,640,422.70	-	467,497,753.79	-	350,608,357.91
Personnel Services	4,626,669.86	3,152,330.14	-	-	7,779,000.00	-	-	-	-
Maintenance & Other Operating Expenses	4,660,343.26	16,201,079.44	-	-	20,861,422.70	-	200,429,045.81	-	38,366,065.89
Capital Outlays	-	-	-	-	-	-	267,068,707.98	-	312,242,292.02
Operations of Regional Offices	-	-	-	-	-	-	-	-	-
Personnel Services	-	-	-	-	-	-	-	-	-
Maintenance & Other Operating Expenses	-	-	-	-	-	-	-	-	-
Capital Outlays	-	-	-	-	-	-	-	-	-
TOTAL, STC	9,287,013.12	19,353,409.58	-	-	28,640,422.70	-	467,497,753.79	-	350,608,357.91
III. OPERATIONS									
PREXC 00 : ACCESS TO PROMOTIVE AND PREVENTIVE HEALTH CARE SERVICES IMPROVED HEALTH POLICY AND STANDARDS DEVELOPMENT PROGRAM									
International Health Policy Development and Cooperation	6,296,182.48	10,803,554.67	-	-	17,099,737.15	-	26,671,483.34	6,391.49	1,246,388.02
Personnel Services	4,361,143.73	6,991,531.74	-	-	11,352,675.47	-	12,839,933.04	6,391.49	(0.00)
Maintenance & Other Operating Expenses	1,935,038.75	3,812,022.93	-	-	5,747,061.68	-	13,831,550.30	-	1,246,388.02
Capital Outlays	-	-	-	-	-	-	-	-	-
Health Sector Policy and Plan Development	9,319,372.52	14,091,614.88	-	-	23,410,987.40	10,000,000.00	12,653,638.29	4,530.61	1,539,243.70
Personnel Services	7,393,600.20	11,486,010.77	-	-	18,879,610.97	-	5,675,858.42	4,530.61	(0.00)
Maintenance & Other Operating Expenses	1,925,772.32	2,605,604.11	-	-	4,531,376.43	10,000,000.00	6,977,779.87	-	1,539,243.70

PROGRAM/ACTIVITY/PROJECT	TOTAL DISBURSEMENT				TOTAL	BALANCES			
	1st Qtr ending March 31	2nd Qtr ending June 30	3rd Qtr ending Sept. 30	4th Qtr ending Dec. 31		Unreleased Appropriation	Unobligated Allotment	UNPAID OBLIGATION	Not Yet Due and Demandable
Capital Outlays	-	-	-	-	-	-	-	-	-
Health Sector Research Development	-	1,560.00	-	-	1,560.00	-	102,848,340.00	-	68,100.00
Personnel Services	-	-	-	-	-	-	51,572,000.00	-	-
Maintenance & Other Operating Expenses	-	1,560.00	-	-	1,560.00	-	51,376,340.00	-	68,100.00
Capital Outlays	-	-	-	-	-	-	-	-	-
HEALTH SYSTEMS STRENGTHENING PROGRAM	-	-	-	-	-	-	-	-	-
SERVICE DELIVERY SUB-PROGRAM	-	-	-	-	-	-	-	-	-
Health Facility Policy and Plan Development	10,204,989.66	21,454,119.67	-	-	31,659,109.33	-	97,225,747.22	94,745.86	4,856,958.59
Personnel Services	6,641,121.78	10,546,152.01	-	-	17,187,273.79	-	16,682,980.35	94,745.86	(0.00)
Maintenance & Other Operating Expenses	3,563,867.88	10,907,967.66	-	-	14,471,835.54	-	80,542,766.87	-	4,856,958.59
Capital Outlays	-	-	-	-	-	-	-	-	-
Health Facilities Enhancement Program	-	-	-	-	-	15,869,319,000.00	40,111,568.00	-	-
Personnel Services	-	-	-	-	-	-	-	-	-
Maintenance & Other Operating Expenses	-	-	-	-	-	-	40,111,568.00	-	-
Capital Outlays	-	-	-	-	-	15,869,319,000.00	-	-	-
Local Health Systems Development and Assistance	4,085,373.13	6,924,493.50	-	-	11,009,866.63	-	29,800,571.74	105,422.83	440,138.80
Personnel Services	3,373,562.64	5,646,088.71	-	-	9,019,651.35	-	1,388,925.82	105,422.83	-
Maintenance & Other Operating Expenses	711,810.49	1,278,404.79	-	-	1,990,215.28	-	28,411,645.92	-	440,138.80
Capital Outlays	-	-	-	-	-	-	-	-	-
Pharmaceutical Management	1,539,511.86	2,413,375.36	-	-	3,952,887.22	84,377,000.00	398,006,226.28	-	1,532,030.88
Personnel Services	-	-	-	-	-	-	-	-	-
Maintenance & Other Operating Expenses	1,539,511.86	2,413,375.36	-	-	3,952,887.22	84,377,000.00	398,006,226.28	-	1,532,030.88
Capital Outlays	-	-	-	-	-	-	-	-	-
HEALTH HUMAN RESOURCE SUB-PROGRAM	-	-	-	-	-	-	-	-	-
Human Resource for Health (HRH) Deployment	17,649,271.37	53,090,008.66	-	-	70,739,280.03	7,400,340,000.00	341,135,127.36	136,999.57	36,239,016.36
Personnel Services	8,435,575.87	17,834,676.63	-	-	26,270,252.50	4,797,000,000.00	186,693,679.55	136,999.57	0.00
Maintenance & Other Operating Expenses	9,213,695.50	35,255,332.03	-	-	44,469,027.53	2,603,340,000.00	154,441,447.81	-	36,239,016.36
Capital Outlays	-	-	-	-	-	-	-	-	-
Human Resources for Health (HRH) and Institutional Capacity Management	10,603,507.90	14,004,134.65	-	-	24,607,642.55	-	71,263,577.36	24,501.70	1,546,391.53
Personnel Services	5,204,522.81	8,411,597.00	-	-	13,616,119.81	-	17,405,378.49	24,501.70	0.00
Maintenance & Other Operating Expenses	5,398,985.09	5,592,537.65	-	-	10,991,522.74	-	53,858,198.87	-	1,546,391.53
Capital Outlays	-	-	-	-	-	-	-	-	-
HEALTH PROMOTION SUB-PROGRAM	-	-	-	-	-	-	-	-	-
Health Promotion	4,207,870.61	6,863,484.91	-	-	11,071,355.52	-	158,486,213.82	6,439.87	7,223,990.79
Personnel Services	3,093,755.34	4,781,033.18	-	-	7,874,788.52	-	19,952,771.61	6,439.87	0.00

PROGRAM/ACTIVITY/PROJECT	TOTAL DISBURSEMENT					BALANCES			
	1st Qtr ending March 31	2nd Qtr ending June 30	3rd Qtr ending Sept 30	4th Qtr ending Dec 31	TOTAL	Unreleased Appropriation	Unobligated Allotment	UNPAID OBLIGATION Due and Demandable	Not Yet Due and Demandable
Maintenance & Other Operating Expenses	1,114,115.27	2,082,451.73	-	-	3,196,567.00	-	138,533,442.21	-	7,223,990.79
Capital Outlays	-	-	-	-	-	-	-	-	-
PUBLIC HEALTH PROGRAM									
PUBLIC HEALTH MANAGEMENT SUB-PROGRAM									
Public Health Management	7,584,829.12	11,335,713.52	-	-	18,920,542.64	-	709,393,405.32	-	35,783,969.88
Personnel Services	-	-	-	-	-	-	39,000.00	-	-
Maintenance & Other Operating Expenses	7,584,829.12	11,335,713.52	-	-	18,920,542.64	-	709,354,405.32	-	35,783,969.88
Capital Outlays	-	-	-	-	-	-	-	-	-
Operation of PNAC Secretariat	1,275,045.46	2,885,992.64	-	-	4,161,038.10	-	3,775,273.14	4,641.74	396,047.02
Personnel Services	906,646.46	1,516,519.75	-	-	2,423,166.21	-	2,196,192.05	4,641.74	0.00
Maintenance & Other Operating Expenses	368,399.00	1,369,472.89	-	-	1,737,871.89	-	1,579,081.09	-	396,047.02
Capital Outlays	-	-	-	-	-	-	-	-	-
ENVIRONMENTAL AND OCCUPATIONAL HEALTH SUB-PROGRAM									
Environmental and Occupational Health	-	-	-	-	-	-	1,026,002.00	-	-
Personnel Services	-	-	-	-	-	-	-	-	-
Maintenance & Other Operating Expenses	-	-	-	-	-	-	1,026,002.00	-	-
Capital Outlays	-	-	-	-	-	-	-	-	-
NATIONAL IMMUNIZATION SUB-PROGRAM									
National Immunization	-	-	-	-	-	-	6,967,423,845.75	-	581,465,154.25
Personnel Services	-	-	-	-	-	-	-	-	-
Maintenance & Other Operating Expenses	-	-	-	-	-	-	6,967,423,845.75	-	581,465,154.25
Capital Outlays	-	-	-	-	-	-	-	-	-
FAMILY HEALTH SUB-PROGRAM									
Family Health - Nutrition and Responsible Parenting	-	-	-	-	-	-	2,156,222,000.00	-	24,000,000.00
Personnel Services	-	-	-	-	-	-	-	-	-
Maintenance & Other Operating Expenses	-	-	-	-	-	-	2,156,222,000.00	-	24,000,000.00
Capital Outlays	-	-	-	-	-	-	-	-	-
ELIMINATION OF INFECTIOUS DISEASES PROGRAM									
Elimination of Disease such as Malaria, Schistosomiasis, Leprosy and Filariasis	-	-	-	-	-	-	153,289,089.20	-	32,176,744.40
Personnel Services	-	-	-	-	-	-	-	-	-
Maintenance & Other Operating Expenses	-	-	-	-	-	-	153,289,089.20	-	32,176,744.40
Capital Outlays	-	-	-	-	-	-	-	-	-
Rabies Control	-	-	-	-	-	-	908,360,000.00	-	-
Personnel Services	-	-	-	-	-	-	-	-	-
Maintenance & Other Operating Expenses	-	-	-	-	-	-	908,360,000.00	-	-
Capital Outlays	-	-	-	-	-	-	-	-	-

PROGRAM/ACTIVITY/PROJECT	TOTAL DISBURSEMENT					BALANCES			
	1st Qtr ending March 31	2nd Qtr ending June 30	3rd Qtr ending Sept. 30	4th Qtr ending Dec. 31	TOTAL	Unreleased Appropriation	Unobligated Allotment	Due and Demandable	Not Yet Due and Demandable
PREVENTION AND CONTROL OF INFECTIOUS DISEASES SUB-PROGRAM									
Prevention and Control of Other Infectious Disease	-	-	-	-	-	-	-	-	-
Personnel Services	-	-	-	-	-	-	459,480,856.90	-	271,366,143.10
Maintenance & Other Operating Expenses	-	-	-	-	-	-	459,480,856.90	-	-
Capital Outlays	-	-	-	-	-	-	-	-	271,366,143.10
TB Control	-	20,890,900.00	-	-	20,890,900.00	-	856,279,204.60	-	2,958,895.40
Personnel Services	-	-	-	-	-	-	-	-	-
Maintenance & Other Operating Expenses	-	20,890,900.00	-	-	20,890,900.00	-	856,279,204.60	-	2,958,895.40
Capital Outlays	-	-	-	-	-	-	-	-	-
Assistance to Philippine Tuberculosis	-	-	-	-	-	-	-	-	-
Personnel Services	-	-	-	-	-	-	-	-	13,557,000.00
Maintenance & Other Operating Expenses	-	-	-	-	-	-	-	-	-
Capital Outlays	-	-	-	-	-	-	-	-	13,557,000.00
NON COMMUNICABLE DISEASES SUB-PROGRAM									
Prevention and Control of Non-Communicable Diseases	-	-	-	-	-	-	-	-	-
Personnel Services	-	-	-	-	-	50,000,000.00	500,508,907.00	-	55,204,093.00
Maintenance & Other Operating Expenses	-	-	-	-	-	-	-	-	-
Capital Outlays	-	-	-	-	-	50,000,000.00	500,508,907.00	-	55,204,093.00
EPIDEMIOLOGY AND SURVEILLANCE PROGRAM									
Epidemiology and Surveillance	6,372,473.09	12,302,516.59	-	-	18,674,989.68	-	74,763,243.98	6,262.21	5,243,504.13
Personnel Services	4,130,142.95	6,806,165.88	-	-	10,936,308.83	-	4,735,428.96	6,262.21	0.00
Maintenance & Other Operating Expenses	2,242,330.14	5,496,350.71	-	-	7,738,680.85	-	69,027,815.02	-	5,243,504.13
Capital Outlays	-	-	-	-	-	-	-	-	-
HEALTH EMERGENCY MANAGEMENT PROGRAM									
Health Emergency Preparedness and Response	6,294,470.35	5,626,491.74	-	-	11,920,962.09	-	93,657,319.05	-	13,922,718.86
Personnel Services	4,671,848.90	3,008,151.10	-	-	7,680,000.00	-	-	-	-
Maintenance & Other Operating Expenses	1,622,621.45	2,618,340.64	-	-	4,240,962.09	-	93,657,319.05	-	13,922,718.86
Capital Outlays	-	-	-	-	-	-	-	-	-
Quick Response Fund	-	-	-	-	-	-	-	-	-
Personnel Services	-	-	-	-	-	-	500,000,000.00	-	-
Maintenance & Other Operating Expenses	-	-	-	-	-	-	200,000,000.00	-	-
Capital Outlays	-	-	-	-	-	-	300,000,000.00	-	-
SUB-TOTAL, 00 : ACCESS TO PROMOTIVE AND PREVENTIVE HEALTH CARE SERVICES IMPROVED	85,432,897.55	182,687,960.79	-	-	268,120,858.34	23,414,036,000.00	14,661,481,640.35	389,935.88	1,090,766,528.71
PREXC 00 : ACCESS TO CURATIVE AND REHABILITATIVE HEALTH CARE SERVICES IMPROVED									

PROGRAM/ACTIVITY/PROJECT	TOTAL DISBURSEMENT				TOTAL	Unreleased Appropriation	Unobligated Allotment	BALANCES	
	1st Qtr ending March 31	2nd Qtr ending June 30	3rd Qtr ending Sept. 30	4th Qtr ending Dec. 31				UNPAID OBLIGATION	Due and Demandable
HEALTH FACILITIES OPERATION PROGRAM									
CURATIVE HEALTH CARE SUB-PROGRAM									
Operation of Blood Centers and National Voluntary Blood Services Program	9,046,077.24	14,301,905.57	-	-	23,347,982.81	-	292,858,658.62	-	116,591,215.95
Personnel Services	561,712.26	902,400.42	-	-	1,464,112.68	-	5,458,887.32	-	-
Maintenance & Other Operating Expenses	8,484,364.98	13,399,505.15	-	-	21,883,870.13	-	287,399,771.30	-	116,591,215.95
Capital Outlays	-	-	-	-	-	-	-	-	-
Operation of DOH Hospitals in Metro Manila (MM)	-	-	-	-	-	-	-	-	-
Personnel Services	-	-	-	-	-	-	-	-	-
Maintenance & Other Operating Expenses	-	-	-	-	-	-	-	-	-
Capital Outlays	-	-	-	-	-	-	-	-	-
Operation of DOH Regional Hospitals and Other Health Facilities	-	-	-	-	-	-	-	-	-
Personnel Services	-	-	-	-	-	-	-	-	-
Maintenance & Other Operating Expenses	-	-	-	-	-	-	-	-	-
Capital Outlays	-	-	-	-	-	-	-	-	-
Operation of National Reference Laboratories	-	-	-	-	-	-	18,042,000.00	-	-
Personnel Services	-	-	-	-	-	-	-	-	-
Maintenance & Other Operating Expenses	-	-	-	-	-	-	-	-	-
Capital Outlays	-	-	-	-	-	-	18,042,000.00	-	-
REHABILITATIVE HEALTH CARE SUB-PROGRAM									
Operation of Dangerous Drug Abuse Treatment and Rehabilitation Centers	1,980,057.49	4,296,748.94	-	-	6,276,806.43	79,000,000.00	113,112,050.11	-	3,169,143.46
Personnel Services	-	-	-	-	-	29,000,000.00	-	-	-
Maintenance & Other Operating Expenses	1,980,057.49	4,296,748.94	-	-	6,276,806.43	41,304,000.00	113,112,050.11	-	3,169,143.46
Capital Outlays	-	-	-	-	-	8,696,000.00	-	-	-
SUB-TOTAL, 00 : ACCESS TO CURATIVE AND REHABILITATIVE HEALTH CARE SERVICES IMPROVED	11,026,134.73	18,598,654.51	-	-	29,624,789.24	79,000,000.00	424,012,708.73	-	119,760,359.41
PREXC 00 : ACCESS TO SAFE AND QUALITY HEALTH COMMODITIES, DEVICES AND FACILITIES ENSURED									
HEALTH REGULATORY PROGRAM									
HEALTH FACILITIES AND SERVICES REGULATION SUB-PROGRAM									
Regulations of Health Facilities and Services	11,318,569.49	17,411,154.20	-	-	28,729,723.69	-	50,688,459.86	19,678.44	1,349,138.01
Personnel Services	9,286,577.66	14,873,408.85	-	-	24,159,986.51	-	28,619,336.05	19,678.44	(0.00)
Maintenance & Other Operating Expenses	2,031,991.83	2,537,745.35	-	-	4,569,737.18	-	22,069,124.81	-	1,349,138.01
Capital Outlays	-	-	-	-	-	-	-	-	-
Regulation of Regional Health Facilities and Services	-	-	-	-	-	-	-	-	-
Personnel Services	-	-	-	-	-	-	-	-	-
Maintenance & Other Operating Expenses	-	-	-	-	-	-	-	-	-
Capital Outlays	-	-	-	-	-	-	-	-	-
CONSUMER HEALTH AND WELFARE SUB-PROGRAM									

PROGRAM/ACTIVITY/PROJECT	TOTAL DISBURSEMENT					BALANCES			
	1st Qtr ending March 31	2nd Qtr ending June 30	3rd Qtr ending Sept. 30	4th Qtr ending Dec. 31	TOTAL	Unreleased Appropriation	Unobligated Allotment	UNPAID OBLIGATION	Not Yet Due and Demandable
Regulation of Health Products and Establishments	-	-	-	-	-	-	-	-	-
Personnel Services	-	-	-	-	-	-	-	-	-
Maintenance & Other Operating Expenses	-	-	-	-	-	-	-	-	-
Capital Outlays	-	-	-	-	-	-	-	-	-
ROUTINE QUARANTINE SERVICES SUB-PROGRAM									
Provision of Quarantine Services and International Health Surveillance	-	-	-	-	-	-	-	-	-
Personnel Services	-	-	-	-	-	-	-	-	-
Maintenance & Other Operating Expenses	-	-	-	-	-	-	-	-	-
Capital Outlays	-	-	-	-	-	-	-	-	-
SUB-TOTAL, 00: ACCESS TO SAFE AND QUALITY HEALTH COMMODITIES, DEVICES AND FACILITIES	11,318,569.49	17,411,154.20	-	-	28,729,723.69	-	50,688,459.86	19,678.44	1,349,138.01
PREXC 00: ACCESS TO SOCIAL HEALTH PROTECTION ASSURED									
SOCIAL HEALTH PROTECTION PROGRAM PROJECTS									
LOCALLY - FUNDED PROJECTS									
Assistance to Indigent Patients either confined or out patient's in government hospitals/specialty hospitals/ligu	1,417,944.52	402,037,429.60	-	-	403,455,374.12	3,747,849,000.00	4,661,804,212.31	-	15,070,277.31
Personnel Services	-	-	-	-	-	-	-	-	-
Maintenance & Other Operating Expenses	1,417,944.52	402,037,429.60	-	-	403,455,374.12	3,747,849,000.00	4,661,804,212.31	-	15,070,277.31
Capital Outlays	-	-	-	-	-	-	-	-	-
SUB-TOTAL, 00: ACCESS TO SOCIAL HEALTH PROTECTION ASSURED	1,417,944.52	402,037,429.60	-	-	403,455,374.12	3,747,849,000.00	4,661,804,212.31	-	15,070,277.31
TOTAL OPERATIONS	109,195,546.29	620,735,199.10	-	-	729,930,745.39	27,240,885,000.00	19,797,987,021.25	409,614.32	1,226,946,303.44
TOTAL NEW APPROPRIATIONS	218,012,490.38	795,347,728.84	-	-	1,013,360,219.22	34,173,422,163.00	20,573,408,184.61	727,358.48	1,588,330,271.63
PS	126,482,520.44	197,265,308.86	-	-	323,747,829.30	11,758,537,163.00	442,820,172.84	727,358.48	0.00
MOOE	91,529,969.94	598,082,419.98	-	-	699,612,389.92	6,536,870,000.00	19,540,019,303.79	-	1,276,087,979.61
CO	-	-	-	-	-	15,878,015,000.00	590,568,707.98	-	312,242,292.02
II. AUTOMATIC APPROPRIATION									
Retirement and Life Insurance Premium	6,968,386.51	10,798,466.10	-	-	17,766,852.61	-	27,995,147.39	-	-
Personnel Services	6,968,386.51	10,798,466.10	-	-	17,766,852.61	-	27,995,147.39	-	-
Maintenance & Other Operating Expenses	-	-	-	-	-	-	-	-	-
Capital Outlays	-	-	-	-	-	-	-	-	-
Custom and Duties and Taxes									
Personnel Services	-	-	-	-	-	-	0.88	-	93,979,347.12
Maintenance & Other Operating Expenses	-	-	-	-	-	-	-	-	-
Capital Outlays	-	-	-	-	-	-	-	-	93,979,347.12
Franchise Tax									
Personnel Services	-	-	-	-	-	29,420,000.00	-	-	-
Maintenance & Other Operating Expenses	-	-	-	-	-	-	-	-	-
Capital Outlays	-	-	-	-	-	29,420,000.00	-	-	-

PROGRAM/ACTIVITY/PROJECT	TOTAL DISBURSEMENT					BALANCES			
	1st Qtr ending March 31	2nd Qtr ending June 30	3rd Qtr ending Sept. 30	4th Qtr ending Dec. 31	TOTAL	Unreleased Appropriation	Unobligated Allotment	Due and Demandable	Not Yet Due and Demandable
SUB-TOTAL, AUTOMATIC APPROPRIATION	6,968,386.51	10,798,466.10	-	-	17,766,852.61	29,420,000.00	27,995,148.27	-	93,979,347.12
PS	6,968,386.51	10,798,466.10	-	-	17,766,852.61	-	27,995,147.39	-	-
MOOE	-	-	-	-	-	29,420,000.00	0.88	-	93,979,347.12
CO	-	-	-	-	-	-	-	-	-
III. SPECIAL PURPOSE FUND	-	-	-	-	-	-	-	-	-
Pension and Graduity Fund	3,960,948.17	7,614,928.10	-	-	11,575,876.27	-	176,628.47	277,848.26	(0.00)
Personnel Services	3,960,948.17	7,614,928.10	-	-	11,575,876.27	-	176,628.47	277,848.26	(0.00)
Maintenance & Other Operating Expenses	-	-	-	-	-	-	-	-	-
Capital Outlays	-	-	-	-	-	-	-	-	-
Miscellaneous Personnel Benefits Fund	189,862.47	-	-	-	189,862.47	-	2,154,859.53	-	-
Personnel Services	189,862.47	-	-	-	189,862.47	-	2,154,859.53	-	-
Maintenance & Other Operating Expenses	-	-	-	-	-	-	-	-	-
Capital Outlays	-	-	-	-	-	-	-	-	-
SUB-TOTAL, SPECIAL PURPOSE	4,150,810.64	7,614,928.10	-	-	11,765,738.74	-	2,331,488.00	277,848.26	(0.00)
PS	4,150,810.64	7,614,928.10	-	-	11,765,738.74	-	2,331,488.00	277,848.26	(0.00)
MOOE	-	-	-	-	-	-	-	-	-
CO	-	-	-	-	-	-	-	-	-
TOTAL (CURRENT YEAR 2019)	229,131,687.53	813,761,123.04	-	-	1,042,892,810.57	34,202,842,163.00	20,603,734,820.88	1,005,206.74	1,582,309,618.75
PS	137,601,717.59	215,678,703.06	-	-	353,280,420.65	11,758,537,163.00	473,146,808.23	1,005,206.74	(0.00)
MOOE	91,529,969.94	598,082,419.98	-	-	689,612,389.92	6,566,290,000.00	19,540,019,304.67	-	1,370,067,326.73
CO	-	-	-	-	-	15,878,015,000.00	590,568,707.98	-	312,242,292.02
FE	-	-	-	-	-	-	-	-	-
I. CONTINUING APPROPRIATION									
A. PROGRAMS									
I. GENERAL ADMINISTRATION AND SUPPORT									
General Management and Supervision	3,029,673.81	3,054,115.62	-	-	6,083,789.43	-	3,601,205.46	-	1,912,566.73
Personnel Services	-	-	-	-	-	-	-	-	-
Maintenance & Other Operating Expenses	3,029,673.81	3,054,115.62	-	-	6,083,789.43	-	3,601,205.46	-	1,912,566.73
Capital Outlays	-	-	-	-	-	-	-	-	-
Administration of Personnel Benefits	-	-	-	-	-	-	-	-	-
Personnel Services	-	-	-	-	-	-	-	-	-
Maintenance & Other Operating Expenses	-	-	-	-	-	-	-	-	-
Capital Outlays	-	-	-	-	-	-	-	-	-
TOTAL, GASS	3,029,673.81	3,054,115.62	-	-	6,083,789.43	-	3,601,205.46	-	1,912,566.73
II. SUPPORT TO OPERATIONS									
Health Information Technology	91,718.56	91,325.20	-	-	183,043.76	-	127,240,596.76	-	888,699.50

PROGRAM/ACTIVITY/PROJECT	TOTAL DISBURSEMENT					TOTAL	Unreleased Appropriation	Unobligated Allotment	BALANCES	
	1st Qtr ending March 31	2nd Qtr ending June 30	3rd Qtr ending Sept. 30	4th Qtr ending Dec. 31	UNPAID OBLIGATION				Due and Demandable	Not Yet Due and Demandable
Personnel Services	-	-	-	-	-	-	-	-	-	-
Maintenance & Other Operating Expenses	91,718.56	91,325.20	-	-	-	183,043.76	-	55,572,816.40	21,699.50	-
Capital Outlays	-	-	-	-	-	-	-	71,667,780.36	867,000.00	-
Operations of Regional Offices	-	-	-	-	-	-	-	-	-	-
Personnel Services	-	-	-	-	-	-	-	-	-	-
Maintenance & Other Operating Expenses	-	-	-	-	-	-	-	-	-	-
Capital Outlays	-	-	-	-	-	-	-	-	-	-
TOTAL, STO	91,718.56	91,325.20	-	-	-	183,043.76	-	127,240,596.76	888,699.50	-
III. OPERATIONS										
PREXC 00 : ACCESS TO PROMOTIVE AND PREVENTIVE HEALTH CARE SERVICES IMPROVED HEALTH POLICY AND STANDARDS DEVELOPMENT PROGRAM	-	-	-	-	-	-	-	-	-	-
International Health Policy Development and Cooperation	31,502.37	9,107.89	-	-	-	40,610.26	-	2,075,828.56	322,230.88	-
Personnel Services	-	-	-	-	-	-	-	-	-	-
Maintenance & Other Operating Expenses	31,502.37	9,107.89	-	-	-	40,610.26	-	2,075,828.56	322,230.88	-
Capital Outlays	-	-	-	-	-	-	-	-	-	-
Health Sector Policy and Plan Development	160,880.10	47,860.35	-	-	-	208,740.45	-	584,974.61	74,322.83	-
Personnel Services	-	-	-	-	-	-	-	-	-	-
Maintenance & Other Operating Expenses	160,880.10	47,860.35	-	-	-	208,740.45	-	584,974.61	74,322.83	-
Capital Outlays	-	-	-	-	-	-	-	-	-	-
Health Sector Research Development	-	5,000.00	-	-	-	5,000.00	-	363,501.51	235,618.49	-
Personnel Services	-	-	-	-	-	-	-	-	-	-
Maintenance & Other Operating Expenses	-	5,000.00	-	-	-	5,000.00	-	363,501.51	235,618.49	-
Capital Outlays	-	-	-	-	-	-	-	-	-	-
HEALTH SYSTEMS STRENGTHENING PROGRAM										
SERVICE DELIVERY SUB-PROGRAM										
Health Facility Policy and Plan Development	36,012.05	53,457.10	-	-	-	89,469.15	-	12,882.12	266,514.79	-
Personnel Services	-	-	-	-	-	-	-	-	-	-
Maintenance & Other Operating Expenses	36,012.05	53,457.10	-	-	-	89,469.15	-	12,882.12	266,514.79	-
Capital Outlays	-	-	-	-	-	-	-	-	-	-
HEALTH FACILITIES ENHANCEMENT PROGRAM										
Health Facilities Enhancement Program	-	-	-	-	-	-	-	-	-	-
Personnel Services	-	-	-	-	-	-	-	-	-	-
Maintenance & Other Operating Expenses	-	-	-	-	-	-	-	-	-	-
Capital Outlays	-	-	-	-	-	-	-	-	-	-
Local Health Systems Development and Assistance										
Personnel Services	-	-	-	-	-	-	-	92,742.96	-	-
Unreleased Appropriation	-	-	-	-	-	-	179,095.00	-	-	-
Unobligated Allotment	-	-	-	-	-	-	-	13,794,000.00	-	-
Due and Demandable	-	-	-	-	-	-	-	-	-	-
Not Yet Due and Demandable	-	-	-	-	-	-	-	-	-	-


PROGRAM/ACTIVITY/PROJECT	TOTAL DISBURSEMENT					BALANCES			
	1st Qtr ending March 31	2nd Qtr ending June 30	3rd Qtr ending Sept. 30	4th Qtr ending Dec. 31	TOTAL	Unreleased Appropriation	Unobligated Allotment	UNPAID OBLIGATION	
								Due and Demandable	Not Yet Due and Demandable
Maintenance & Other Operating Expenses	-	-	-	-	-	-	92,742.96	-	-
Capital Outlays	-	-	-	-	-	-	-	-	-
Pharmaceutical Management	277,170.00	8,729.98	-	-	285,899.98	-	16,966,114.97	-	80,437.01
Personnel Services	-	-	-	-	-	-	-	-	-
Maintenance & Other Operating Expenses	277,170.00	8,729.98	-	-	285,899.98	-	16,966,114.97	-	80,437.01
Capital Outlays	-	-	-	-	-	-	-	-	-
HEALTH HUMAN RESOURCE SUB-PROGRAM	-	-	-	-	-	-	-	-	-
Human Resource for Health (HRH) Deployment	-	-	-	-	-	-	170.00	-	-
Personnel Services	-	-	-	-	-	-	-	-	-
Maintenance & Other Operating Expenses	-	-	-	-	-	-	170.00	-	-
Capital Outlays	-	-	-	-	-	-	-	-	-
Human Resources for Health (HRH) and Institutional Capacity Management	71,697.69	275,472.85	-	-	347,170.54	-	2,925,189.87	-	4,235,962.72
Personnel Services	-	-	-	-	-	-	-	-	-
Maintenance & Other Operating Expenses	71,697.69	275,472.85	-	-	347,170.54	-	2,925,189.87	-	4,235,962.72
Capital Outlays	-	-	-	-	-	-	-	-	-
HEALTH PROMOTION SUB-PROGRAM	-	-	-	-	-	-	-	-	-
Health Promotion	150,010.36	-	-	-	150,010.36	-	17,975,541.12	-	12,500,000.00
Personnel Services	-	-	-	-	-	-	-	-	-
Maintenance & Other Operating Expenses	150,010.36	-	-	-	150,010.36	-	17,975,541.12	-	12,500,000.00
Capital Outlays	-	-	-	-	-	-	-	-	-
PUBLIC HEALTH PROGRAM	-	-	-	-	-	-	-	-	-
PUBLIC HEALTH MANAGEMENT SUB-PROGRAM	-	-	-	-	-	-	-	-	-
Public Health Management	4,302,726.23	1,421,332.85	-	-	5,724,059.08	-	6,428,159.83	-	457,590.74
Personnel Services	-	-	-	-	-	-	-	-	-
Maintenance & Other Operating Expenses	4,302,726.23	1,421,332.85	-	-	5,724,059.08	-	6,428,159.83	-	457,590.74
Capital Outlays	-	-	-	-	-	-	-	-	-
Operation of PNAAC Secretariat	-	16,574.56	-	-	16,574.56	-	87,262.87	-	75,702.18
Personnel Services	-	-	-	-	-	-	87,262.87	-	75,702.18
Maintenance & Other Operating Expenses	-	-	-	-	-	-	-	-	-
Capital Outlays	-	16,574.56	-	-	16,574.56	-	87,262.87	-	75,702.18
ENVIRONMENTAL AND OCCUPATIONAL HEALTH SUB-PROGRAM	-	-	-	-	-	-	-	-	-
Environmental and Occupational Health	-	-	-	-	-	-	-	-	-
Personnel Services	-	-	-	-	-	-	119,572.08	-	-
Maintenance & Other Operating Expenses	-	-	-	-	-	-	-	-	-
Capital Outlays	-	-	-	-	-	-	119,572.08	-	-


PROGRAM/ACTIVITY/PROJECT	TOTAL DISBURSEMENT					BALANCES			
	1st Qtr ending March 31	2nd Qtr ending June 30	3rd Qtr ending Sept 30	4th Qtr ending Dec. 31	TOTAL	Unreleased Appropriation	Unobligated Allotment	UNPAID OBLIGATION	
								Due and Demandable	Not Yet Due and Demandable
NATIONAL IMMUNIZATION SUB-PROGRAM									
National Immunization	57,498,728.30	20,753,500.37	-	-	78,252,228.67	-	19,850,185.27	-	44,756,359.15
Personnel Services	-	-	-	-	-	-	-	-	-
Maintenance & Other Operating Expenses	57,498,728.30	20,753,500.37	-	-	78,252,228.67	-	19,850,185.27	-	44,756,359.15
Capital Outlays	-	-	-	-	-	-	-	-	-
FAMILY HEALTH SUB-PROGRAM									
Family Health, Nutrition and Responsible Parenting	-	-	-	-	-	-	-	-	-
Personnel Services	-	-	-	-	-	-	1,301,755,209.58	-	13,552,000.00
Maintenance & Other Operating Expenses	-	-	-	-	-	-	-	-	-
Capital Outlays	-	-	-	-	-	-	1,301,755,209.58	-	13,552,000.00
ELIMINATION OF INFECTIOUS DISEASES PROGRAM									
Elimination of Disease such as Malaria, Schistosomiasis, Leprosy and Filariasis	-	-	-	-	-	-	-	-	-
Personnel Services	-	-	-	-	-	-	36,629,846.78	-	-
Maintenance & Other Operating Expenses	-	-	-	-	-	-	-	-	-
Capital Outlays	-	-	-	-	-	-	36,629,846.78	-	-
Rabies Control	-	-	-	-	-	-	-	-	-
Personnel Services	-	-	-	-	-	-	1,000,000.00	-	-
Maintenance & Other Operating Expenses	-	-	-	-	-	-	-	-	-
Capital Outlays	-	-	-	-	-	-	1,000,000.00	-	-
PREVENTION AND CONTROL OF INFECTIOUS DISEASES SUB-PROGRAM									
Prevention and Control of Other Infectious Disease	-	-	-	-	-	-	-	-	-
Personnel Services	-	-	-	-	-	-	237,463,469.12	-	-
Maintenance & Other Operating Expenses	-	-	-	-	-	-	-	-	-
Capital Outlays	-	-	-	-	-	-	237,463,469.12	-	-
TB Control	-	-	-	-	-	-	-	-	-
Personnel Services	-	41,856,696.00	-	-	41,856,696.00	-	240,561,757.09	-	5,106,516.91
Maintenance & Other Operating Expenses	-	-	-	-	-	-	-	-	-
Capital Outlays	-	41,856,696.00	-	-	41,856,696.00	-	240,561,757.09	-	5,106,516.91
Assistance to Philippine Tuberculosis	-	-	-	-	-	-	-	-	-
Personnel Services	-	-	-	-	-	-	-	-	-
Maintenance & Other Operating Expenses	-	-	-	-	-	-	-	-	-
Capital Outlays	-	-	-	-	-	-	-	-	-
NON COMMUNICABLE DISEASES SUB-PROGRAM									
Prevention and Control of Non-Communicable Diseases	-	-	-	-	-	-	-	-	-
Personnel Services	-	-	-	-	-	50,000,000.00	3,566,044.51	-	1,913,924.50
Maintenance & Other Operating Expenses	-	-	-	-	-	-	-	-	-


PROGRAM/ACTIVITY/PROJECT	TOTAL DISBURSEMENT				TOTAL	Unreleased Appropriation	Unobligated Allotment	BALANCES	
	1st Qtr ending March 31	2nd Qtr ending June 30	3rd Qtr ending Sept. 30	4th Qtr ending Dec. 31				UNPAID OBLIGATION	Due and Demandable
Capital Outlays	-	-	-	-	-	-	-	-	-
EPIDEMIOLOGY AND SURVEILLANCE PROGRAM	-	-	-	-	-	-	-	-	-
Epidemiology and Surveillance	63,352.35	216.16	-	-	63,568.51	-	747,971.58	-	292,093.69
Personnel Services	-	-	-	-	-	-	-	-	-
Maintenance & Other Operating Expenses	63,352.35	216.16	-	-	63,568.51	-	747,971.58	-	292,093.69
Capital Outlays	-	-	-	-	-	-	-	-	-
HEALTH EMERGENCY MANAGEMENT PROGRAM	-	-	-	-	-	-	-	-	-
Health Emergency Preparedness and Response	66,271.68	745,779.37	-	-	812,051.05	0.00	1,497,520.43	-	1,716,020.34
Personnel Services	-	-	-	-	-	-	-	-	-
Maintenance & Other Operating Expenses	66,271.68	745,779.37	-	-	812,051.05	0.00	1,497,520.43	-	1,716,020.34
Capital Outlays	-	-	-	-	-	-	-	-	-
Quick Response Fund	-	-	-	-	-	-	-	-	-
Personnel Services	-	-	-	-	-	-	202,670,377.83	-	-
Maintenance & Other Operating Expenses	-	-	-	-	-	-	168,440,337.50	-	-
Capital Outlays	-	-	-	-	-	-	34,230,040.33	-	-
SUB-TOTAL : ACCESS TO PROMOTIVE AND PREVENTIVE HEALTH CARE SERVICES IMPROVED	62,658,351.13	65,193,727.48	-	-	127,852,078.61	50,179,095.00	2,107,168,322.69	-	85,585,294.23
PREXC 00 : ACCESS TO CURATIVE AND REHABILITATIVE HEALTH CARE SERVICES IMPROVED	-	-	-	-	-	-	-	-	-
HEALTH FACILITIES OPERATION PROGRAM	-	-	-	-	-	-	-	-	-
CURATIVE HEALTH CARE SUB-PROGRAM	-	-	-	-	-	-	-	-	-
Operation of Blood Centers and National Voluntary Blood Services Program	248,714.71	3,936.02	-	-	252,650.73	-	24,383.83	-	157,039.59
Personnel Services	-	-	-	-	-	-	-	-	-
Maintenance & Other Operating Expenses	248,714.71	3,936.02	-	-	252,650.73	-	24,383.83	-	157,039.59
Capital Outlays	-	-	-	-	-	-	-	-	-
Operation of DOH Hospitals in Metro Manila (MM)	-	-	-	-	-	-	-	-	-
Personnel Services	-	-	-	-	-	-	-	-	-
Maintenance & Other Operating Expenses	-	-	-	-	-	-	-	-	-
Capital Outlays	-	-	-	-	-	-	-	-	-
Operation of DOH Regional Hospitals and Other Health Facilities	-	-	-	-	-	-	-	-	-
Personnel Services	-	-	-	-	-	-	-	-	-
Maintenance & Other Operating Expenses	-	-	-	-	-	-	-	-	-
Capital Outlays	-	-	-	-	-	-	-	-	-
Operation of National Reference Laboratories	-	-	-	-	-	-	-	-	-
Personnel Services	-	-	-	-	-	-	13,000,000.00	-	-
Maintenance & Other Operating Expenses	-	-	-	-	-	-	13,000,000.00	-	-
Capital Outlays	-	-	-	-	-	-	13,000,000.00	-	-


PROGRAM/ACTIVITY/PROJECT	TOTAL DISBURSEMENT					BALANCES		
	1st Qtr ending March 31	2nd Qtr ending June 30	3rd Qtr ending Sept. 30	4th Qtr ending Dec. 31	TOTAL	Unreleased Appropriation	Unobligated Allotment	UNPAID OBLIGATION Due and Demandable Not Yet Due and Demandable
REHABILITATIVE HEALTH CARE SUB-PROGRAM Operation of Dangerous Drug Abuse Treatment and Rehabilitation Centers	50.00	8,222.98	-	-	8,272.98	-	3,180,466.51	238,781.72
Personnel Services	-	-	-	-	-	-	-	-
Maintenance & Other Operating Expenses	50.00	8,222.98	-	-	8,272.98	(0.00)	237,026.51	238,781.72
Capital Outlays	-	-	-	-	-	-	-	-
SUB-TOTAL, 00: ACCESS TO CURATIVE AND REHABILITATIVE HEALTH CARE SERVICES IMPROVED	248,764.71	12,159.00	-	-	260,923.71	-	16,204,850.34	395,821.31
PREXC 00: ACCESS TO SAFE AND QUALITY HEALTH COMMODITIES, DEVICES AND FACILITIES ENSURED	-	-	-	-	-	-	-	-
HEALTH REGULATORY PROGRAM	-	-	-	-	-	-	-	-
HEALTH FACILITIES AND SERVICES REGULATION SUB-PROGRAM	-	-	-	-	-	-	-	-
Regulations of Health Facilities and Services	5,294.00	23,462.44	-	-	28,756.44	-	0.00	27,123.83
Personnel Services	-	-	-	-	-	-	-	-
Maintenance & Other Operating Expenses	-	-	-	-	-	-	-	-
Capital Outlays	-	-	-	-	-	-	-	-
CONSUMER HEALTH AND WELFARE SUB-PROGRAM	-	-	-	-	-	-	-	-
Regulation of Health Products and Establishments	-	-	-	-	-	-	-	-
Personnel Services	-	-	-	-	-	-	-	-
Maintenance & Other Operating Expenses	-	-	-	-	-	-	-	-
Capital Outlays	-	-	-	-	-	-	-	-
ROUTINE QUARANTINE SERVICES SUB-PROGRAM	-	-	-	-	-	-	-	-
Provision of Quarantine Services and International Health Surveillance	-	-	-	-	-	-	-	-
Personnel Services	-	-	-	-	-	-	-	-
Maintenance & Other Operating Expenses	-	-	-	-	-	-	-	-
Capital Outlays	-	-	-	-	-	-	-	-
SUB-TOTAL, 00: ACCESS TO SAFE AND QUALITY HEALTH COMMODITIES, DEVICES AND FACILITIES	5,294.00	23,462.44	-	-	28,756.44	-	0.00	27,123.83
PREXC 00: ACCESS TO SOCIAL HEALTH PROTECTION ASSURED	-	-	-	-	-	-	-	-
SOCIAL HEALTH PROTECTION PROGRAM	-	-	-	-	-	-	-	-
PROJECTS	-	-	-	-	-	-	-	-
LOCALLY - FUNDED PROJECTS	-	-	-	-	-	-	-	-
Assistance to Indigent Patients either confined or out patient s in government hospitals/specialty hospitals/igu	-	-	-	-	-	0.00	45,879.73	0.00
Personnel Services	-	-	-	-	-	-	-	-
Maintenance & Other Operating Expenses	-	-	-	-	-	-	-	-
Capital Outlays	-	-	-	-	-	0.00	45,879.73	0.00

PROGRAM/ACTIVITY/PROJECT	TOTAL DISBURSEMENT				BALANCES			
	1st Qtr ending March 31	2nd Qtr ending June 30	3rd Qtr ending Sept. 30	4th Qtr ending Dec. 31	TOTAL	Unreleased Appropriation	Unobligated Amount	INP AND OBLIGATION Due and Demandable Not Yet Due and Demandable
SUB-TOTAL-00- ACCESS TO SOCIAL HEALTH PROTECTION ASSURED	62,312,408.34	65,229,489.24			127,541,897.58	0.00	45,879.73	86,808,238.77
TOTAL OPERATIONS	62,312,408.34	65,229,489.24			127,541,897.58	0.00	45,879.73	86,808,238.77
TOTAL SPECIAL BUDGET (CONAP)	38,039,892.21	68,827,789.21			106,867,681.52	30,729,953.00	224,780,544.38	38,809,505.60
III. SPECIAL PURPOSE FUND								
Contingent Fund								
Personnel Services		100,000,000.00			100,000,000.00			
Maintenance & Other Operating Expenses								111,000,000.00
Capital Outlays								
Calamity Funds								
Personnel Services							244,850,500.00	
Maintenance & Other Operating Expenses								
Capital Outlays								
III. TOTAL SPECIAL PURPOSE							244,850,500.00	
MOOE	68,953,021.21	134,056,978.45			203,009,999.66			143,200,000.00
MOOE	68,953,021.21	134,056,978.45			203,009,999.66			143,200,000.00
MOOE	68,953,021.21	134,056,978.45			203,009,999.66			143,200,000.00
MOOE	68,953,021.21	134,056,978.45			203,009,999.66			143,200,000.00
GRAND TOTAL (CURRENT FUND)	131,265,429.55	268,113,467.69			409,557,589.14		270,660,324.11	125,617,743.37
MOOE	131,265,429.55	268,113,467.69			409,557,589.14		270,660,324.11	125,617,743.37
MOOE	131,265,429.55	268,113,467.69			409,557,589.14		270,660,324.11	125,617,743.37
MOOE	131,265,429.55	268,113,467.69			409,557,589.14		270,660,324.11	125,617,743.37

Certified Correct:

 AGNES D. MARFORI
 OIC, BUDGET DIVISION

Certified Correct:

 LORICK C. RAABGO, CPA, MM
 CHIEF ACCOUNTANT

Recommending Approval:

 ROWENA C. LORA, CPA, MM
 OIC, DIRECTOR IV
 FINANCIAL AND MANAGEMENT SERVICE

Approved By:

 ROGER P. TONGAN, DMPA, MAN, RN
 UNDERSECRETARY OF HEALTH
 ADMINISTRATION AND FINANCIAL MANAGEMENT TEAM

STATEMENT OF APPROPRIATIONS, ALLOTMENTS, OBLIGATIONS, DISBURSEMENTS AND BALANCES
As of the Quarter Ending June 30, 2019

Department: Department of Health (DOH)
Agency: Office of the Secretary
Operating Unit: All
Organization Code (UACS): 130010000000
Fund Cluster: 01 - Regular Agency Fund, 04 - Special Accounts/ Foreign Assisted

Current Year Appropriations
Continuing Appropriations

PROGRAM/ACTIVITY/PROJECT	PREXC CODE	APPROPRIATION				ALLOTMENTS				TOTAL OBLIGATION					
		Authorized Appropriation	Adjustments (Transfer To/From SAROs Releases for APB and HFEP)	Within Dept.	Adjusted Appropriations	Allotments Received	Adjustments (Withdrawal, Realignment)	(Transfer to)	Transfer from	Adjusted Total Allotments	1st Qtr ending March 31	2nd Qtr ending June 30	3rd Qtr ending Sept. 30	4th Qtr ending Dec. 31	TOTAL (REGULAR FUND)
I. NEW APPROPRIATION (CURRENT)															
A. PROGRAMS															
I. GENERAL ADMINISTRATION AND SUPPORT															
General Management and Supervision	100000100001000	580,790,000.00	-	0.00	580,790,000.00	580,790,000.00	(7,682,613.86)	7,682,613.86	580,790,000.00	127,767,334.12	143,783,206.89	-	-	271,550,541.01	
Personnel Services		254,284,000.00	-	-	254,284,000.00	254,284,000.00	-	-	254,284,000.00	63,945,999.48	100,778,198.92	-	-	164,724,198.40	
Maintenance & Other Operating Expenses		303,006,000.00	-	0.00	303,006,000.00	303,006,000.00	(7,682,613.86)	7,682,613.86	303,006,000.00	63,821,334.64	43,005,007.97	-	-	106,826,342.61	
Capital Outlays		23,500,000.00	-	-	23,500,000.00	23,500,000.00	-	-	23,500,000.00	-	-	-	-	-	
Administration of Personnel Benefits	100000100002000	7,716,620,000.00	-	-	7,716,620,000.00	784,082,837.00	-	-	784,082,837.00	3,575,662.04	125,848,875.88	-	-	129,424,537.92	
Personnel Services		7,716,620,000.00	-	-	7,716,620,000.00	784,082,837.00	-	-	784,082,837.00	3,575,662.04	125,848,875.88	-	-	129,424,537.92	
Maintenance & Other Operating Expenses		-	-	-	-	-	-	-	-	-	-	-	-	-	
Capital Outlays		-	-	-	-	-	-	-	-	-	-	-	-	-	
TOTAL, GASS		8,297,410,000.00	-	0.00	8,297,410,000.00	1,364,872,837.00	(7,682,613.86)	7,682,613.86	1,364,872,837.00	131,342,996.16	269,632,082.77	-	-	400,975,078.93	
II. SUPPORT TO OPERATIONS															
Health Information Technology	200000100001000	874,344,000.00	-	0.00	874,344,000.00	874,344,000.00	(27,597,465.60)	27,597,465.60	874,344,000.00	27,129,830.79	355,205,894.14	-	-	382,335,724.93	
Personnel Services		7,779,000.00	-	-	7,779,000.00	7,779,000.00	-	-	7,779,000.00	4,626,689.86	3,152,330.14	-	-	7,779,000.00	
Maintenance & Other Operating Expenses		287,254,000.00	-	0.00	287,254,000.00	287,254,000.00	(27,597,465.60)	27,597,465.60	287,254,000.00	18,877,036.85	43,437,446.06	-	-	62,314,482.91	
Capital Outlays		579,311,000.00	-	-	579,311,000.00	579,311,000.00	-	-	579,311,000.00	3,626,174.08	308,616,117.94	-	-	312,242,292.02	
Operations of Regional Offices	200000100002000	1,165,986,000.00	-	-	1,165,986,000.00	1,165,986,000.00	-	-	1,165,986,000.00	267,293,626.64	308,427,750.47	-	-	575,721,376.11	
Personnel Services		982,485,000.00	-	-	982,485,000.00	982,485,000.00	-	-	982,485,000.00	224,907,210.95	259,036,142.82	-	-	483,943,353.77	
Maintenance & Other Operating Expenses		183,501,000.00	-	-	183,501,000.00	183,501,000.00	-	-	183,501,000.00	42,386,414.69	49,391,607.65	-	-	91,778,022.34	
Capital Outlays		-	-	-	-	-	-	-	-	-	-	-	-	-	
TOTAL, STO		2,040,330,000.00	-	0.00	2,040,330,000.00	2,040,330,000.00	(27,597,465.60)	27,597,465.60	2,040,330,000.00	294,423,506.43	663,633,644.61	-	-	958,057,151.04	
III. OPERATIONS															
PREXC 00 - ACCESS TO PROMOTIVE AND PREVENTIVE HEALTH CARE SERVICES IMPROVED															
HEALTH POLICY AND STANDARDS DEVELOPMENT PROGRAM															
International Health Policy Development and Cooperation	310100100001000	45,974,000.00	-	-	45,974,000.00	45,974,000.00	(950,000.00)	950,000.00	45,974,000.00	6,767,878.48	12,334,636.18	-	-	19,102,516.66	
Personnel Services		24,199,000.00	-	-	24,199,000.00	24,199,000.00	-	-	24,199,000.00	4,361,143.73	6,997,923.23	-	-	11,359,066.96	
Maintenance & Other Operating Expenses		21,775,000.00	-	-	21,775,000.00	21,775,000.00	(950,000.00)	950,000.00	21,775,000.00	2,406,734.75	5,336,714.95	-	-	7,743,449.70	
Capital Outlays		-	-	-	-	-	-	-	-	-	-	-	-	-	
Health Sector Policy and Plan Development	310100100002000	49,498,000.00	-	-	49,498,000.00	39,498,000.00	(1,889,600.00)	1,889,600.00	39,498,000.00	10,242,064.88	16,146,304.82	-	-	26,387,369.71	
Personnel Services		24,560,000.00	-	-	24,560,000.00	24,560,000.00	-	-	24,560,000.00	7,393,600.20	11,490,541.38	-	-	18,884,141.58	
Maintenance & Other Operating Expenses		24,938,000.00	-	-	24,938,000.00	14,938,000.00	(1,889,600.00)	1,889,600.00	14,938,000.00	2,848,464.69	4,654,763.44	-	-	7,503,228.13	
Capital Outlays		-	-	-	-	-	-	-	-	-	-	-	-	-	
Health Sector Research Development	310100100003000	129,598,000.00	-	-	129,598,000.00	129,598,000.00	(8,000,000.00)	8,000,000.00	129,598,000.00	1,252,987.07	1,975,515.52	-	-	3,228,502.59	
Personnel Services		51,572,000.00	-	-	51,572,000.00	51,572,000.00	-	-	51,572,000.00	-	-	-	-	-	
Maintenance & Other Operating Expenses		78,026,000.00	-	-	78,026,000.00	78,026,000.00	(8,000,000.00)	8,000,000.00	78,026,000.00	1,252,987.07	1,975,515.52	-	-	3,228,502.59	
Capital Outlays		-	-	-	-	-	-	-	-	-	-	-	-	-	
HEALTH SYSTEMS STRENGTHENING PROGRAM															
SERVICE DELIVERY SUB-PROGRAM															

PROGRAM/ACTIVITY/PROJECT	PREXC CODE	APPROPRIATION					ALLOTMENTS					TOTAL OBLIGATION				
		Authorized Appropriation	Adjustments (Transfer To/From SARO's Releases for APB and HFEP)	Within Dept.	Adjusted Appropriations	Allotments Received	Adjustments (Withdrawal, Realignment)	(Transfer to)	Transfer from	Adjusted Total Allotments	1st Qtr ending March 31	2nd Qtr ending June 30	3rd Qtr ending Sept. 30	4th Qtr ending Dec. 31	TOTAL (REGULAR FUND)	
Health Facility Policy and Plan Development	310201100001000	191,054,000.00	-	-	191,054,000.00	191,054,000.00	-	(57,217,439.00)	57,217,439.00	191,054,000.00	15,930,619.73	28,419,430.43	-	-	44,359,050.16	
Personnel Services		33,965,000.00	-	-	33,965,000.00	33,965,000.00	-	-	-	33,965,000.00	6,641,121.78	10,640,897.87	-	-	17,282,019.65	
Maintenance & Other Operating Expenses		157,089,000.00	-	-	157,089,000.00	157,089,000.00	(57,217,439.00)	57,217,439.00	-	157,089,000.00	9,289,497.95	17,778,532.56	-	-	27,068,030.51	
Capital Outlays		-	-	-	-	-	-	-	-	-	-	-	-	-		
Health Facilities Enhancement Program	310201100002000	15,919,319,000.00	-	-	15,919,319,000.00	50,000,000.00	-	(9,888,432.00)	9,888,432.00	50,000,000.00	-	1,976,379.34	-	-	1,976,379.34	
Personnel Services		-	-	-	-	-	-	-	-	-	-	-	-	-		
Maintenance & Other Operating Expenses		50,000,000.00	-	-	50,000,000.00	50,000,000.00	-	(9,888,432.00)	9,888,432.00	50,000,000.00	-	1,976,379.34	-	-	1,976,379.34	
Capital Outlays		15,869,319,000.00	-	-	15,869,319,000.00	-	-	-	-	-	-	-	-	-		
Local Health Systems Development and Assistance	310201100003000	266,577,000.00	-	-	266,577,000.00	266,577,000.00	-	(150,000.00)	150,000.00	266,577,000.00	25,223,208.32	27,667,776.75	-	-	52,890,986.07	
Personnel Services		10,514,000.00	-	-	10,514,000.00	10,514,000.00	-	-	-	10,514,000.00	3,373,562.64	5,751,511.54	-	-	9,125,074.18	
Maintenance & Other Operating Expenses		256,063,000.00	-	-	256,063,000.00	256,063,000.00	(150,000.00)	150,000.00	-	256,063,000.00	21,849,646.68	21,916,265.21	-	-	43,765,911.89	
Capital Outlays		-	-	-	-	-	-	-	-	-	-	-	-	-		
Pharmaceutical Management	310201100004000	500,772,000.00	-	-	500,772,000.00	416,395,000.00	-	(12,903,855.62)	12,903,855.62	416,395,000.00	1,942,015.61	4,390,957.78	-	-	6,332,973.39	
Personnel Services		-	-	-	-	-	-	-	-	-	-	-	-	-		
Maintenance & Other Operating Expenses		500,772,000.00	-	-	500,772,000.00	416,395,000.00	(12,903,855.62)	12,903,855.62	-	416,395,000.00	1,942,015.61	4,390,957.78	-	-	6,332,973.39	
Capital Outlays		-	-	-	-	-	-	-	-	-	-	-	-	-		
HEALTH HUMAN RESOURCE SUB-PROGRAM		-	-	-	-	-	-	-	-	-	-	-	-	-		
Human Resource for Health (HRH) Deployment	310202100001000	8,570,305,000.00	-	-	8,570,305,000.00	1,169,965,000.00	-	(721,714,576.66)	721,714,576.66	1,169,965,000.00	160,975,559.16	427,736,243.56	-	-	588,711,802.72	
Personnel Services		5,138,237,000.00	-	-	5,138,237,000.00	341,237,000.00	-	(128,136,068.38)	128,136,068.38	341,237,000.00	65,883,379.04	83,335,648.70	-	-	149,219,027.74	
Maintenance & Other Operating Expenses		3,432,068,000.00	-	-	3,432,068,000.00	828,728,000.00	(593,578,508.30)	593,578,508.30	-	828,728,000.00	95,092,180.12	344,403,594.86	-	-	439,495,774.98	
Capital Outlays		-	-	-	-	-	-	-	-	-	-	-	-	-		
Human Resources for Health (HRH) and Institutional Capacity M	310202100002000	158,861,000.00	-	-	158,861,000.00	158,861,000.00	-	(10,794,886.86)	10,794,886.86	158,861,000.00	28,567,960.36	25,460,619.14	-	-	54,048,599.50	
Personnel Services		31,046,000.00	-	-	31,046,000.00	31,046,000.00	-	-	-	31,046,000.00	5,204,522.81	8,436,098.70	-	-	13,640,621.51	
Maintenance & Other Operating Expenses		127,815,000.00	-	-	127,815,000.00	127,815,000.00	(10,794,886.86)	10,794,886.86	-	127,815,000.00	23,383,457.55	17,024,520.44	-	-	40,407,977.99	
Capital Outlays		-	-	-	-	-	-	-	-	-	-	-	-	-		
HEALTH PROMOTION SUB-PROGRAM		-	-	-	-	-	-	-	-	-	-	-	-	-		
Health Promotion	310203100001000	292,200,000.00	-	-	292,200,000.00	292,200,000.00	-	-	-	292,200,000.00	19,366,649.37	34,805,535.57	-	-	54,202,184.94	
Personnel Services		27,834,000.00	-	-	27,834,000.00	27,834,000.00	-	-	-	27,834,000.00	3,100,416.08	4,780,812.31	-	-	7,881,228.39	
Maintenance & Other Operating Expenses		264,366,000.00	-	-	264,366,000.00	264,366,000.00	-	-	-	264,366,000.00	16,266,233.29	30,024,723.26	-	-	46,320,956.55	
Capital Outlays		-	-	-	-	-	-	-	-	-	-	-	-	-		
PUBLIC HEALTH PROGRAM		-	-	-	-	-	-	-	-	-	-	-	-	-		
PUBLIC HEALTH MANAGEMENT SUB-PROGRAM		-	-	-	-	-	-	-	-	-	-	-	-	-		
Public Health Management	310301100001000	4,037,799,000.00	-	(0.00)	4,037,799,000.00	4,037,799,000.00	-	(374,221,986.16)	374,221,986.16	4,037,799,000.00	712,028,179.48	811,614,381.40	-	-	1,523,639,560.88	
Personnel Services		604,897,000.00	-	-	604,897,000.00	604,897,000.00	-	-	-	604,897,000.00	137,757,001.72	243,729,771.97	-	-	381,486,773.69	
Maintenance & Other Operating Expenses		3,432,902,000.00	-	(0.00)	3,432,902,000.00	3,432,902,000.00	(374,221,986.16)	374,221,986.16	-	3,432,902,000.00	574,271,177.76	567,881,609.43	-	-	1,142,152,787.19	
Capital Outlays		-	-	-	-	-	-	-	-	-	-	-	-	-		
Operation of PNAC Secretariat	310301100002000	8,337,000.00	-	-	8,337,000.00	8,337,000.00	-	-	-	8,337,000.00	1,450,836.46	3,110,891.40	-	-	4,561,726.86	
Personnel Services		4,624,000.00	-	-	4,624,000.00	4,624,000.00	-	-	-	4,624,000.00	906,646.46	1,521,161.49	-	-	2,427,807.95	
Maintenance & Other Operating Expenses		3,713,000.00	-	-	3,713,000.00	3,713,000.00	-	-	-	3,713,000.00	544,189.00	1,589,729.91	-	-	2,133,918.91	
Capital Outlays		-	-	-	-	-	-	-	-	-	-	-	-	-		
ENVIRONMENTAL AND OCCUPATIONAL HEALTH SUB-PROGRAM		-	-	-	-	-	-	-	-	-	-	-	-	-		
Environmental and Occupational Health	310302100001000	31,026,000.00	-	-	31,026,000.00	31,026,000.00	-	(29,999,998.00)	29,999,998.00	31,026,000.00	-	-	-	-		
Personnel Services		-	-	-	-	-	-	-	-	-	-	-	-	-		
Maintenance & Other Operating Expenses		31,026,000.00	-	-	31,026,000.00	31,026,000.00	(29,999,998.00)	29,999,998.00	-	31,026,000.00	-	-	-	-		
Capital Outlays		-	-	-	-	-	-	-	-	-	-	-	-	-		
NATIONAL IMMUNIZATION SUB-PROGRAM		-	-	-	-	-	-	-	-	-	-	-	-	-		

PROGRAM/ACTIVITY/PROJECT	PREXC CODE	APPROPRIATION					ALLOTMENTS					TOTAL OBLIGATION				
		Authorized Appropriation	Adjustments (Transfer To/From SARO's Releases for APB and HEEP)	Within Dept.	Adjusted Appropriations	Allotments Received	Adjustments (Withdrawal, Realignment)	(Transfer to)	Transfer from	Adjusted Total Allotments	1st Qtr ending March 31	2nd Qtr ending June 30	3rd Qtr ending Sept. 30	4th Qtr ending Dec. 31	TOTAL (REGULAR FUND)	
National Immunization	310303100001000	7,548,889,000.00	-	-	7,548,889,000.00	7,548,889,000.00	-	-	7,548,889,000.00	-	581,465,154.25	-	-	581,465,154.25		
Personnel Services		-	-	-	-	-	-	-	-	-	-	-	-	-		
Maintenance & Other Operating Expenses		7,548,889,000.00	-	-	7,548,889,000.00	7,548,889,000.00	-	-	7,548,889,000.00	-	581,465,154.25	-	-	581,465,154.25		
Capital Outlays		-	-	-	-	-	-	-	-	-	-	-	-	-		
FAMILY HEALTH SUB-PROGRAM	310304100001000	2,472,022,000.00			2,472,022,000.00	2,472,022,000.00			2,472,022,000.00		24,028,050.00			24,028,050.00		
Family Health - Nutrition and Responsible Parenting		-	-	-	-	-	-	-	-	-	-	-	-	-		
Personnel Services		2,472,022,000.00	-	-	2,472,022,000.00	2,472,022,000.00	(291,800,000.00)	291,800,000.00	2,472,022,000.00	-	24,028,050.00	-	-	24,028,050.00		
Maintenance & Other Operating Expenses		-	-	-	-	-	-	-	-	-	-	-	-	-		
Capital Outlays		2,472,022,000.00	-	-	2,472,022,000.00	2,472,022,000.00	(291,800,000.00)	291,800,000.00	2,472,022,000.00	-	24,028,050.00	-	-	24,028,050.00		
ELIMINATION OF INFECTIOUS DISEASES PROGRAM	310305100001000	219,365,000.00			219,365,000.00	219,365,000.00			219,365,000.00		8,604,724.00			8,604,724.00		
Elimination of Disease such as Malaria, Schistosomiasis, Leprosy		-	-	-	-	-	-	-	-	-	-	-	-	-		
Personnel Services		219,365,000.00	-	-	219,365,000.00	219,365,000.00	(33,899,166.40)	33,899,166.40	219,365,000.00	27,202,004.40	8,604,724.00	-	-	35,806,728.40		
Maintenance & Other Operating Expenses		-	-	-	-	-	-	-	-	-	-	-	-	-		
Capital Outlays		219,365,000.00	-	-	219,365,000.00	219,365,000.00	(33,899,166.40)	33,899,166.40	219,365,000.00	27,202,004.40	8,604,724.00	-	-	35,806,728.40		
Rabies Control		-	-	-	-	-	-	-	-	-	-	-	-	-		
Personnel Services	310305100002000	908,360,000.00	-	-	908,360,000.00	908,360,000.00	-	-	908,360,000.00	-	-	-	-	-		
Maintenance & Other Operating Expenses		-	-	-	-	-	-	-	-	-	-	-	-	-		
Capital Outlays		-	-	-	-	-	-	-	-	-	-	-	-	-		
PREVENTION AND CONTROL OF INFECTIOUS DISEASES SUB-PROGRAM	310306100001000	738,347,000.00			738,347,000.00	738,347,000.00			738,347,000.00		265,414,543.10			265,414,543.10		
Prevention and Control of Other Infectious Disease		-	-	-	-	-	-	-	-	-	-	-	-	-		
Personnel Services		738,347,000.00	-	-	738,347,000.00	738,347,000.00	(7,500,000.00)	7,500,000.00	738,347,000.00	5,951,600.00	265,414,543.10	-	-	271,366,143.10		
Maintenance & Other Operating Expenses		-	-	-	-	-	-	-	-	-	-	-	-	-		
Capital Outlays		738,347,000.00	-	-	738,347,000.00	738,347,000.00	(7,500,000.00)	7,500,000.00	738,347,000.00	5,951,600.00	265,414,543.10	-	-	271,366,143.10		
TB Control		-	-	-	-	-	-	-	-	-	-	-	-	-		
Personnel Services	310306100002000	880,129,000.00	-	-	880,129,000.00	880,129,000.00	-	-	880,129,000.00	-	23,849,795.40	-	-	23,849,795.40		
Maintenance & Other Operating Expenses		-	-	-	-	-	-	-	-	-	-	-	-	-		
Capital Outlays		880,129,000.00	-	-	880,129,000.00	880,129,000.00	-	-	880,129,000.00	-	23,849,795.40	-	-	23,849,795.40		
Assistance to Philippine Tuberculosis		-	-	-	-	-	-	-	-	-	-	-	-	-		
Personnel Services	310306100003000	13,557,000.00	-	-	13,557,000.00	13,557,000.00	-	-	13,557,000.00	-	13,557,000.00	-	-	13,557,000.00		
Maintenance & Other Operating Expenses		-	-	-	-	-	-	-	-	-	-	-	-	-		
Capital Outlays		13,557,000.00	-	-	13,557,000.00	13,557,000.00	-	-	13,557,000.00	-	13,557,000.00	-	-	13,557,000.00		
NON COMMUNICABLE DISEASES SUB-PROGRAM	310307100001000	605,713,000.00			605,713,000.00	605,713,000.00			605,713,000.00		55,204,093.00			55,204,093.00		
Prevention and Control of Non-Communicable Diseases		-	-	-	-	-	-	-	-	-	-	-	-	-		
Personnel Services		605,713,000.00	-	-	605,713,000.00	605,713,000.00	-	-	605,713,000.00	21,243,983.15	55,204,093.00	-	-	68,762,621.06		
Maintenance & Other Operating Expenses		-	-	-	-	-	-	-	-	-	-	-	-	-		
Capital Outlays		605,713,000.00	-	-	605,713,000.00	605,713,000.00	-	-	605,713,000.00	4,130,142.95	55,204,093.00	-	-	10,942,571.04		
EPIDEMIOLOGY AND SURVEILLANCE PROGRAM	310400100001000	262,997,000.00			262,997,000.00	262,997,000.00			262,997,000.00		40,696,229.82			40,696,229.82		
Epidemiology and Surveillance		-	-	-	-	-	-	-	-	-	-	-	-	-		
Personnel Services		262,997,000.00	-	-	262,997,000.00	262,997,000.00	(1,000,000.00)	1,000,000.00	262,997,000.00	21,243,983.15	40,696,229.82	-	-	68,762,621.06		
Maintenance & Other Operating Expenses		-	-	-	-	-	-	-	-	-	-	-	-	-		
Capital Outlays		262,997,000.00	-	-	262,997,000.00	262,997,000.00	(1,000,000.00)	1,000,000.00	262,997,000.00	4,130,142.95	40,696,229.82	-	-	10,942,571.04		
HEALTH EMERGENCY MANAGEMENT PROGRAM	310500100001000	270,715,000.00			270,715,000.00	270,715,000.00			270,715,000.00		38,641,402.67			38,641,402.67		
Health Emergency Preparedness and Response		-	-	-	-	-	-	-	-	-	-	-	-	-		
Personnel Services		270,715,000.00	-	-	270,715,000.00	270,715,000.00	(50,125,000.00)	50,125,000.00	270,715,000.00	22,455,380.48	38,641,402.67	-	-	61,096,783.16		
Maintenance & Other Operating Expenses		-	-	-	-	-	-	-	-	-	-	-	-	-		
Capital Outlays		270,715,000.00	-	-	270,715,000.00	270,715,000.00	(50,125,000.00)	50,125,000.00	270,715,000.00	4,671,848.90	38,641,402.67	-	-	61,096,783.16		

PROGRAM/ACTIVITY/PROJECT	PREXC CODE	APPROPRIATION				ALLOTMENTS				TOTAL OBLIGATION					
		Authorized Appropriation	Adjustments (Transfer To/From SARO's Releases for APB and HFEF)	Within Dept.	Adjusted Appropriations	Allotments Received	Adjustments (Withdrawal, Realignment)	(Transfer to)	Transfer from	Adjusted Total Allotments	1st Qtr ending March 31	2nd Qtr ending June 30	3rd Qtr ending Sept. 30	4th Qtr ending Dec. 31	TOTAL (REGULAR FUND)
Quick Response Fund	310500100002000	500,000,000.00	-	-	500,000,000.00	500,000,000.00	-	-	500,000,000.00	-	-	-	-	-	-
Personnel Services		-	-	-	-	-	-	-	-	-	-	-	-	-	-
Maintenance & Other Operating Expenses		200,000,000.00	-	-	200,000,000.00	200,000,000.00	-	-	200,000,000.00	-	-	-	-	-	-
Capital Outlays		300,000,000.00	-	-	300,000,000.00	300,000,000.00	-	-	300,000,000.00	-	-	-	-	-	-
SUB-TOTAL, 00 : ACCESS TO PROMOTIVE AND PREVENTIVE HEALTH CARE SERVICES		44,621,414,000.00	(0.00)	(0.00)	44,621,414,000.00	21,207,378,000.00	(1,612,054,940.72)	1,612,054,940.72	21,207,378,000.00	1,060,650,936.97	2,453,911,094.22	-	-	3,514,562,031.19	
PREXC 00 : ACCESS TO CURATIVE AND REHABILITATIVE HEALTH CARE SERVICES IMPROVED															
HEALTH FACILITIES OPERATION PROGRAM															
CURATIVE HEALTH CARE SUB-PROGRAM															
Operation of Blood Centers and National Voluntary Blood Service	320101100001000	529,916,000.00	-	-	529,916,000.00	529,916,000.00	(62,371,142.62)	62,371,142.62	529,916,000.00	20,467,671.41	131,250,838.32	-	-	151,718,509.73	
Personnel Services		6,923,000.00	-	-	6,923,000.00	6,923,000.00	-	-	6,923,000.00	561,712.26	902,400.42	-	-	1,464,112.68	
Maintenance & Other Operating Expenses		522,993,000.00	-	-	522,993,000.00	522,993,000.00	(62,371,142.62)	62,371,142.62	522,993,000.00	19,905,959.15	130,348,437.90	-	-	150,254,397.05	
Capital Outlays		-	-	-	-	-	-	-	-	-	-	-	-	-	
Operation of DOH Hospitals in Metro Manila (MM)	320101100002000	8,582,528,000.00	-	-	8,582,528,000.00	8,582,528,000.00	-	-	8,582,528,000.00	2,039,479,295.35	3,018,561,133.77	-	-	5,058,040,429.12	
Personnel Services		7,308,767,000.00	-	-	7,308,767,000.00	7,308,767,000.00	-	-	7,308,767,000.00	1,730,966,684.05	2,670,902,512.31	-	-	4,401,869,196.36	
Maintenance & Other Operating Expenses		1,253,761,000.00	-	-	1,253,761,000.00	1,253,761,000.00	-	-	1,253,761,000.00	308,512,611.30	347,658,621.46	-	-	656,171,232.76	
Capital Outlays		20,000,000.00	-	-	20,000,000.00	20,000,000.00	-	-	20,000,000.00	-	-	-	-	-	
Operation of DOH Regional Hospitals and Other Health Facilities	320101100003000	21,841,110,000.00	-	-	21,841,110,000.00	21,841,110,000.00	-	-	21,841,110,000.00	4,855,552,154.53	7,258,510,492.66	-	-	12,114,062,647.21	
Personnel Services		19,309,499,000.00	-	-	19,309,499,000.00	19,309,499,000.00	-	-	19,309,499,000.00	4,327,621,028.29	6,610,222,501.45	-	-	10,937,843,529.74	
Maintenance & Other Operating Expenses		2,511,611,000.00	-	-	2,511,611,000.00	2,511,611,000.00	-	-	2,511,611,000.00	527,931,126.24	648,287,991.23	-	-	1,176,219,117.47	
Capital Outlays		20,000,000.00	-	-	20,000,000.00	20,000,000.00	-	-	20,000,000.00	-	-	-	-	-	
Operation of National Reference Laboratories	320101100004000	307,217,000.00	-	-	307,217,000.00	307,217,000.00	-	-	307,217,000.00	28,092,308.89	54,704,938.63	-	-	82,797,247.52	
Personnel Services		-	-	-	-	-	-	-	-	-	-	-	-	-	
Maintenance & Other Operating Expenses		307,217,000.00	-	-	307,217,000.00	307,217,000.00	-	-	307,217,000.00	28,092,308.89	54,704,938.63	-	-	82,797,247.52	
Capital Outlays		-	-	-	-	-	-	-	-	-	-	-	-	-	
REHABILITATIVE HEALTH CARE SUB-PROGRAM															
Operation of Dangerous Drug Abuse Treatment and Rehabilitation	320102100001000	1,235,314,000.00	-	-	1,235,314,000.00	1,156,314,000.00	(125,142,000.00)	125,142,000.00	1,156,314,000.00	209,352,949.90	239,718,688.66	-	-	449,071,638.56	
Personnel Services		573,076,000.00	-	-	573,076,000.00	544,076,000.00	-	-	544,076,000.00	128,141,252.85	178,517,553.60	-	-	306,656,806.46	
Maintenance & Other Operating Expenses		653,542,000.00	-	-	653,542,000.00	612,238,000.00	(125,142,000.00)	125,142,000.00	612,238,000.00	81,211,697.04	61,201,135.06	-	-	142,412,832.10	
Capital Outlays		8,696,000.00	-	-	8,696,000.00	-	-	-	-	-	-	-	-	-	
SUB-TOTAL, 00 : ACCESS TO CURATIVE AND REHABILITATIVE HEALTH CARE SERVICES		32,496,085,000.00	-	-	32,496,085,000.00	32,417,085,000.00	(187,513,142.62)	187,513,142.62	32,417,085,000.00	7,152,944,380.08	10,702,746,092.06	-	-	17,855,990,472.14	
PREXC 00 : ACCESS TO SAFE AND QUALITY HEALTH COMMODITIES, DEVICES AND FACILITIES ENSURED															
HEALTH REGULATORY PROGRAM															
HEALTH FACILITIES AND SERVICES REGULATION SUB-PROGRAM															
Regulations of Health Facilities and Services	330101100001000	82,690,000.00	-	-	82,690,000.00	82,690,000.00	(1,903,000.00)	1,903,000.00	82,690,000.00	11,827,148.26	18,271,391.85	-	-	30,098,540.14	
Personnel Services		52,799,000.00	-	-	52,799,000.00	52,799,000.00	-	-	52,799,000.00	9,286,577.66	14,893,087.29	-	-	24,179,664.95	
Maintenance & Other Operating Expenses		29,891,000.00	-	-	29,891,000.00	29,891,000.00	(1,903,000.00)	1,903,000.00	29,891,000.00	2,540,570.63	3,378,304.56	-	-	5,918,875.19	
Capital Outlays		-	-	-	-	-	-	-	-	-	-	-	-	-	
Regulation of Regional Health Facilities and Services	330101100002000	262,268,000.00	-	-	262,268,000.00	262,268,000.00	-	-	262,268,000.00	53,445,584.44	76,349,508.09	-	-	129,795,092.53	
Personnel Services		177,296,000.00	-	-	177,296,000.00	177,296,000.00	-	-	177,296,000.00	36,630,648.72	54,981,485.06	-	-	91,612,113.78	
Maintenance & Other Operating Expenses		84,972,000.00	-	-	84,972,000.00	84,972,000.00	-	-	84,972,000.00	16,814,935.72	21,368,043.03	-	-	38,182,978.75	
Capital Outlays		-	-	-	-	-	-	-	-	-	-	-	-	-	
CONSUMER HEALTH AND WELFARE SUB-PROGRAM															
Regulation of Health Products and Establishments	330102100001000	319,045,000.00	-	-	319,045,000.00	319,045,000.00	-	-	319,045,000.00	92,079,593.61	131,975,997.90	-	-	224,055,591.51	
Personnel Services		319,045,000.00	-	-	319,045,000.00	319,045,000.00	-	-	319,045,000.00	92,079,593.61	131,975,997.90	-	-	224,055,591.51	
Maintenance & Other Operating Expenses		-	-	-	-	-	-	-	-	-	-	-	-	-	
Capital Outlays		-	-	-	-	-	-	-	-	-	-	-	-	-	

PROGRAM/ACTIVITY/PROJECT	PREXC CODE	APPROPRIATION				ALLOTMENTS				TOTAL OBLIGATION					
		Authorized	Adjustments (Transfer To/From SARO's Releases for APB and HFEP)	Within Dept.	Adjusted Appropriations	Allotments Received	Adjustments (Withdrawal, Realignment)	(Transfer to)	Transfer from	Adjusted Total Allotments	1st Qtr ending March 31	2nd Qtr ending June 30	3rd Qtr ending Sept. 30	4th Qtr ending Dec. 31	TOTAL (REGULAR FUND)
ROUTINE QUARANTINE SERVICES SUB-PROGRAM	3301030000000000														
Provision of Quarantine Services and International Health Surveil	330103100001000	152,581,000.00	-	-	152,581,000.00	152,581,000.00	-	-	152,581,000.00	40,260,480.58	42,630,023.30	-	-	82,890,483.88	
Personnel Services		152,581,000.00	-	-	152,581,000.00	152,581,000.00	-	-	152,581,000.00	40,260,480.58	42,630,023.30	-	-	82,890,483.88	
Maintenance & Other Operating Expenses		-	-	-	-	-	-	-	-	-	-	-	-	-	
Capital Outlays		-	-	-	-	-	-	-	-	-	-	-	-	-	
SUB-TOTAL, 00: ACCESS TO SAFE AND QUALITY HEALTH COMMODITIES, DEV		816,584,000.00	-	-	816,584,000.00	816,584,000.00	-	-	816,584,000.00	197,612,786.92	269,226,921.14	-	-	466,839,708.06	
PREXC 00: ACCESS TO SOCIAL HEALTH PROTECTION ASSURED															
SOCIAL HEALTH PROTECTION PROGRAM															
PROJECTS															
LOCALLY - FUNDED PROJECTS															
Assistance to Indigent Patients either confined or out patient s in	340100100001000	9,381,810,000.00	-	(0.00)	9,381,810,000.00	5,633,961,000.00	-	(560,631,136.26)	5,633,961,000.00	882,496,137.64	79,621,491.38	-	-	962,117,629.02	
Personnel Services		9,381,810,000.00	-	(0.00)	9,381,810,000.00	5,633,961,000.00	-	(560,631,136.26)	5,633,961,000.00	882,496,137.64	79,621,491.38	-	-	962,117,629.02	
Maintenance & Other Operating Expenses		-	-	(0.00)	-	-	-	-	-	-	-	-	-	-	
Capital Outlays		-	-	(0.00)	-	-	-	(660,631,136.26)	-	882,496,137.64	79,621,491.38	-	-	962,117,629.02	
SUB-TOTAL, 00: ACCESS TO SOCIAL HEALTH PROTECTION ASSURED		9,381,810,000.00	-	(0.00)	9,381,810,000.00	5,633,961,000.00	-	(560,631,136.26)	5,633,961,000.00	882,496,137.64	79,621,491.38	-	-	962,117,629.02	
TOTAL OPERATIONS		87,315,893,000.00	-	(0.00)	87,315,893,000.00	60,075,008,000.00	-	(560,631,136.26)	60,075,008,000.00	882,496,137.64	79,621,491.38	-	-	962,117,629.02	
TOTAL NEW APPROPRIATIONS		97,653,633,000.00	-	(0.00)	97,653,633,000.00	63,480,210,837.00	-	(2,362,102,219.60)	63,480,210,837.00	9,293,704,241.61	13,505,505,598.80	-	-	22,799,209,840.41	
PS		42,835,960,000.00	-	(0.00)	42,835,960,000.00	31,077,422,837.00	-	(2,397,282,299.06)	31,077,422,837.00	9,719,470,744.20	14,438,771,328.18	-	-	24,158,242,070.38	
MOOE		37,996,847,000.00	-	(0.00)	37,996,847,000.00	31,459,977,000.00	-	(2,269,245,230.63)	31,459,977,000.00	2,809,817,683.45	3,549,809,172.77	-	-	6,359,626,856.22	
CO		16,820,826,000.00	-	-	16,820,826,000.00	9,428,111,000.00	-	-	9,428,111,000.00	3,526,174.08	308,516,117.94	-	-	312,242,292.02	
II. AUTOMATIC APPROPRIATION															
Retirement and Life Insurance Premium		2,526,529,000.00	-	84,649,836.10	2,611,178,836.10	2,526,529,000.00	-	-	2,611,178,836.10	565,716,885.86	712,173,648.02	-	-	1,277,890,533.88	
Personnel Services		2,526,529,000.00	-	84,649,836.10	2,611,178,836.10	2,526,529,000.00	-	-	2,611,178,836.10	565,716,885.86	712,173,648.02	-	-	1,277,890,533.88	
Maintenance & Other Operating Expenses		-	-	-	-	-	-	-	-	-	-	-	-	-	
Capital Outlays		-	-	-	-	-	-	-	-	-	-	-	-	-	
Custom and Duties and Taxes	01104105	-	-	93,979,348.00	93,979,348.00	-	-	-	93,979,348.00	-	93,979,347.12	-	-	93,979,347.12	
Personnel Services		-	-	93,979,348.00	93,979,348.00	-	-	-	93,979,348.00	-	93,979,347.12	-	-	93,979,347.12	
Maintenance & Other Operating Expenses		-	-	-	-	-	-	-	-	-	-	-	-	-	
Capital Outlays		-	-	-	-	-	-	-	-	-	-	-	-	-	
Franchise Tax	03104347	29,420,000.00	-	-	29,420,000.00	-	-	-	-	-	-	-	-	-	
Personnel Services		29,420,000.00	-	-	29,420,000.00	-	-	-	-	-	-	-	-	-	
Maintenance & Other Operating Expenses		-	-	-	-	-	-	-	-	-	-	-	-	-	
Capital Outlays		-	-	-	-	-	-	-	-	-	-	-	-	-	
Illegal Drugs		-	-	-	-	-	-	-	-	-	-	-	-	-	
Personnel Services		-	-	-	-	-	-	-	-	-	-	-	-	-	
Maintenance & Other Operating Expenses		-	-	-	-	-	-	-	-	-	-	-	-	-	
Capital Outlays		-	-	-	-	-	-	-	-	-	-	-	-	-	
Regulation of Health Establishments and Products	03104348	-	-	381,465,000.00	381,465,000.00	-	-	-	381,465,000.00	66,192,893.17	61,388,200.42	-	-	127,581,093.59	
Personnel Services		-	-	381,465,000.00	381,465,000.00	-	-	-	381,465,000.00	66,192,893.17	61,388,200.42	-	-	127,581,093.59	
Maintenance & Other Operating Expenses		-	-	-	-	-	-	-	-	-	-	-	-	-	
Capital Outlays		-	-	-	-	-	-	-	-	-	-	-	-	-	
Provision of Quarantine Services and International Health S	03104349	-	-	67,448,000.00	67,448,000.00	-	-	-	67,448,000.00	12,911,104.02	32,101,839.74	-	-	45,012,943.76	
Personnel Services		-	-	67,448,000.00	67,448,000.00	-	-	-	67,448,000.00	12,911,104.02	32,101,839.74	-	-	45,012,943.76	
Maintenance & Other Operating Expenses		-	-	-	-	-	-	-	-	-	-	-	-	-	
Capital Outlays		-	-	-	-	-	-	-	-	-	-	-	-	-	
Health Sector Policy Support Program - Phase II EU (DOH -A	01104159	-	-	-	-	-	-	-	-	-	-	-	-	-	
Personnel Services		-	-	-	-	-	-	-	-	-	-	-	-	-	

PROGRAM/ACTIVITY/PROJECT	PREXC CODE	APPROPRIATION					ALLOTMENTS					TOTAL OBLIGATION				
		Authorized Appropriation	Adjustments (Transfer To/From SARO's Releases for APB and HEP)	Within Dept.	Adjusted Appropriations	Allotments Received	Adjustments (Withdrawal, Realignment)	(Transfer to)	Transfer from	Adjusted Total Allotments	1st Qtr ending March 31	2nd Qtr ending June 30	3rd Qtr ending Sept. 30	4th Qtr ending Dec. 31	TOTAL (REGULAR FUND)	
Maintenance & Other Operating Expenses		-	-	-	-	-	-	-	-	-	-	-	-	-	-	
Capital Outlays		-	-	-	-	-	-	-	-	-	-	-	-	-		
SUB-TOTAL AUTOMATIC APPROPRIATION		2,555,949,000.00	-	627,542,184.10	3,183,491,184.10	2,526,529,000.00	627,542,184.10	-	3,154,071,184.10	644,820,883.05	899,643,035.30	-	-	1,544,463,918.35		
PS		2,526,529,000.00	-	84,849,836.10	2,611,378,836.10	2,526,529,000.00	84,849,836.10	-	2,611,378,836.10	565,716,885.86	712,173,648.02	-	-	1,277,890,533.88		
MOOE		29,420,000.00	-	534,242,348.00	563,662,348.00	-	534,242,348.00	-	534,242,348.00	79,103,997.19	187,469,387.28	-	-	266,573,384.47		
CO		-	-	8,650,000.00	8,650,000.00	-	8,650,000.00	-	8,650,000.00	-	-	-	-	-		
III. SPECIAL PURPOSE FUND																
Pension and Graduity Fund	01101407	-	-	204,463,107.00	204,463,107.00	-	204,463,107.00	-	204,463,107.00	71,812,595.48	119,346,045.26	-	-	191,158,640.74		
Personnel Services		-	-	204,463,107.00	204,463,107.00	-	204,463,107.00	-	204,463,107.00	71,812,595.48	119,346,045.26	-	-	191,158,640.74		
Maintenance & Other Operating Expenses		-	-	-	-	-	-	-	-	-	-	-	-	-		
Capital Outlays		-	-	-	-	-	-	-	-	-	-	-	-	-		
Miscellaneous Personnel Benefits Fund	01101406	-	-	421,143,732.03	421,143,732.03	-	421,143,732.03	(1,256,858.00)	421,143,732.03	1,552,636.88	76,039,879.50	-	-	77,592,516.38		
Personnel Services		-	-	421,143,732.03	421,143,732.03	-	421,143,732.03	(1,256,858.00)	421,143,732.03	1,552,636.88	76,039,879.50	-	-	77,592,516.38		
Maintenance & Other Operating Expenses		-	-	-	-	-	-	-	-	-	-	-	-	-		
Capital Outlays		-	-	-	-	-	-	-	-	-	-	-	-	-		
International Commitment Fund		-	-	-	-	-	-	-	-	-	-	-	-	-		
Personnel Services		-	-	-	-	-	-	-	-	-	-	-	-	-		
Maintenance & Other Operating Expenses		-	-	-	-	-	-	-	-	-	-	-	-	-		
Capital Outlays		-	-	-	-	-	-	-	-	-	-	-	-	-		
E-Government Fund		-	-	-	-	-	-	-	-	-	-	-	-	-		
Personnel Services		-	-	-	-	-	-	-	-	-	-	-	-	-		
Maintenance & Other Operating Expenses		-	-	-	-	-	-	-	-	-	-	-	-	-		
Capital Outlays		-	-	-	-	-	-	-	-	-	-	-	-	-		
Contingent Fund	01102402	-	-	-	-	-	-	-	-	-	-	-	-	-		
Personnel Services		-	-	-	-	-	-	-	-	-	-	-	-	-		
Maintenance & Other Operating Expenses		-	-	-	-	-	-	-	-	-	-	-	-	-		
Capital Outlays		-	-	-	-	-	-	-	-	-	-	-	-	-		
Calamity Funds	01101401	-	-	-	-	-	-	-	-	-	-	-	-	-		
Personnel Services		-	-	-	-	-	-	-	-	-	-	-	-	-		
Maintenance & Other Operating Expenses		-	-	-	-	-	-	-	-	-	-	-	-	-		
Capital Outlays		-	-	-	-	-	-	-	-	-	-	-	-	-		
SUB-TOTAL SPECIAL PURPOSE		-	-	625,606,839.03	625,606,839.03	-	625,606,839.03	(1,256,858.00)	625,606,839.03	73,365,232.36	195,385,924.76	-	-	266,751,157.12		
PS		-	-	625,606,839.03	625,606,839.03	-	625,606,839.03	(1,256,858.00)	625,606,839.03	73,365,232.36	195,385,924.76	-	-	266,751,157.12		
MOOE		-	-	-	-	-	-	-	-	-	-	-	-	-		
CO		-	-	-	-	-	-	-	-	-	-	-	-	-		
GRAND TOTAL (CURRENT YEAR 2019)		100,209,582,000.00	-	1,253,149,023.13	101,462,731,023.13	66,006,739,837.00	1,253,149,023.13	(2,398,639,157.06)	2,398,639,157.06	10,437,656,859.61	15,533,800,286.24	-	-	25,971,457,145.85		
PS		45,382,489,000.00	-	710,256,675.13	46,072,745,675.13	33,603,951,837.00	710,256,675.13	(129,392,926.38)	129,392,926.38	7,545,109,004.89	11,487,905,608.25	-	-	19,033,014,613.14		
MOOE		38,026,267,000.00	-	534,242,348.00	38,560,509,348.00	31,459,977,000.00	534,242,348.00	(2,269,246,230.68)	2,269,246,230.68	2,888,921,680.64	3,737,278,560.05	-	-	6,626,200,240.69		
CO		16,820,826,000.00	-	8,650,000.00	16,829,476,000.00	942,811,000.00	8,650,000.00	-	942,811,000.00	3,626,174.08	308,616,117.94	-	-	312,242,292.02		
I. CONTINUING APPROPRIATIONS																
A. PROGRAMS																
I. GENERAL ADMINISTRATION AND SUPPORT																
General Management and Supervision	100000100001000	-	-	13,764,173.58	13,764,173.58	13,764,173.58	13,764,173.58	-	13,764,173.58	5,063,729.49	4,539,191.39	-	-	9,602,920.88		
Personnel Services		-	-	-	-	-	-	-	-	-	-	-	-	-		
Maintenance & Other Operating Expenses		-	-	-	-	-	-	-	-	-	-	-	-	-		
Capital Outlays		-	-	-	-	-	-	-	-	-	-	-	-	-		

PROGRAM/ACTIVITY/PROJECT	PREXC CODE	APPROPRIATION					ALLOTMENTS					TOTAL OBLIGATION				
		Authorized Appropriation	Adjustments (Transfer To/From SARO's Releases for APB and HFEF)	Within Dept.	Adjusted Appropriations	Allotments Received	Adjustments (Withdrawal, Realignment)	(Transfer to)	Transfer from	Adjusted Total Allotments	1st Qtr ending March 31	2nd Qtr ending June 30	3rd Qtr ending Sept. 30	4th Qtr ending Dec. 31	TOTAL (REGULAR FUND)	
Administration of Personnel Benefits	100000100002000	-	-	-	-	-	-	-	-	-	-	-	-	-	-	
Personnel Services	-	-	-	-	-	-	-	-	-	-	-	-	-	-	-	
Maintenance & Other Operating Expenses	-	-	-	-	-	-	-	-	-	-	-	-	-	-	-	
Capital Outlays	-	-	-	-	-	-	-	-	-	-	-	-	-	-	-	
TOTAL GASS		13,764,173.58		13,764,173.58	13,764,173.58				13,764,173.58	5,063,729.49	4,539,191.39			9,602,920.88		
II. SUPPORT TO OPERATIONS																
Health Information Technology	200000100001000	159,377,173.70	-	159,377,173.70	159,377,173.70	-	-	159,377,173.70	159,377,173.70	1,205,611.22	7,595,333.63	-	-	8,800,944.85		
Personnel Services	-	-	-	-	-	-	-	-	-	-	-	-	-	-		
Maintenance & Other Operating Expenses	-	67,350,205.53	-	67,350,205.53	67,350,205.53	-	-	67,350,205.53	67,350,205.53	987,922.72	2,116,994.69	-	-	3,104,917.41		
Capital Outlays	-	92,026,968.17	-	92,026,968.17	92,026,968.17	-	-	92,026,968.17	92,026,968.17	217,688.50	5,478,338.94	-	-	5,696,027.44		
Operations of Regional Offices	200000100002000	9,011,284.00	-	9,011,284.00	9,011,284.00	-	-	9,011,284.00	9,011,284.00	1,558,417.71	2,877,795.91	-	-	4,436,213.62		
Personnel Services	-	-	-	-	-	-	-	-	-	-	-	-	-	-		
Maintenance & Other Operating Expenses	-	9,011,284.00	-	9,011,284.00	9,011,284.00	-	-	9,011,284.00	9,011,284.00	1,558,417.71	2,877,795.91	-	-	4,436,213.62		
Capital Outlays	-	-	-	-	-	-	-	-	-	-	-	-	-	-		
TOTAL STO		168,388,457.70		168,388,457.70	168,388,457.70		(594,000.00)	594,000.00	168,388,457.70	2,764,028.93	10,473,129.54			13,237,158.47		
III. OPERATIONS																
PREXC OO : ACCESS TO PROMOTIVE AND PREVENTIVE HEALTH CARE SERVICES IMPROVED																
HEALTH POLICY AND STANDARDS DEVELOPMENT PROGRAM																
International Health Policy Development and Cooperation	310100100001000	6,287,615.57	-	6,287,615.57	6,287,615.57	-	(2,600,000.00)	2,600,000.00	6,287,615.57	342,801.74	2,473,642.33	-	-	2,816,444.07		
Personnel Services	-	-	-	-	-	-	-	-	-	-	-	-	-	-		
Maintenance & Other Operating Expenses	-	6,287,615.57	-	6,287,615.57	6,287,615.57	-	(2,600,000.00)	2,600,000.00	6,287,615.57	342,801.74	2,473,642.33	-	-	2,816,444.07		
Capital Outlays	-	-	-	-	-	-	-	-	-	-	-	-	-	-		
Health Sector Policy and Plan Development	310100100002000	868,037.89	-	868,037.89	868,037.89	-	-	-	868,037.89	268,363.72	14,699.56	-	-	263,063.28		
Personnel Services	-	-	-	-	-	-	-	-	-	-	-	-	-	-		
Maintenance & Other Operating Expenses	-	868,037.89	-	868,037.89	868,037.89	-	-	-	868,037.89	268,363.72	14,699.56	-	-	263,063.28		
Capital Outlays	-	-	-	-	-	-	-	-	-	-	-	-	-	-		
Health Sector Research Development	310100100003000	2,775,917.28	-	2,775,917.28	2,775,917.28	-	-	-	2,775,917.28	121,377.38	550,751.74	-	-	672,129.12		
Personnel Services	-	-	-	-	-	-	-	-	-	-	-	-	-	-		
Maintenance & Other Operating Expenses	-	2,775,917.28	-	2,775,917.28	2,775,917.28	-	-	-	2,775,917.28	121,377.38	550,751.74	-	-	672,129.12		
Capital Outlays	-	-	-	-	-	-	-	-	-	-	-	-	-	-		
HEALTH SYSTEMS STRENGTHENING PROGRAM																
SERVICE DELIVERY SUB-PROGRAM																
Health Facility Policy and Plan Development	310201100001000	23,654,075.19	-	23,654,075.19	23,654,075.19	-	(630,000.00)	630,000.00	23,654,075.19	10,777,896.03	1,561,975.80	-	-	12,339,871.83		
Personnel Services	-	-	-	-	-	-	-	-	-	-	-	-	-	-		
Maintenance & Other Operating Expenses	-	23,654,075.19	-	23,654,075.19	23,654,075.19	-	(630,000.00)	630,000.00	23,654,075.19	10,777,896.03	1,561,975.80	-	-	12,339,871.83		
Capital Outlays	-	-	-	-	-	-	-	-	-	-	-	-	-	-		
Health Facilities Enhancement Program	310201100002000	1,983,060,570.12	-	1,983,060,570.12	1,982,881,475.12	-	-	-	1,982,881,475.12	110,159,687.95	252,471,525.91	-	-	362,631,213.86		
Personnel Services	-	-	-	-	-	-	-	-	-	-	-	-	-	-		
Maintenance & Other Operating Expenses	-	-	-	-	-	-	-	-	-	-	-	-	-	-		
Capital Outlays	-	1,983,060,570.12	-	1,983,060,570.12	1,982,881,475.12	-	-	-	1,982,881,475.12	110,159,687.95	252,471,525.91	-	-	362,631,213.86		
Local Health Systems Development and Assistance	310201100003000	37,762,263.40	-	37,762,263.40	37,762,263.40	-	-	-	37,762,263.40	13,134,110.33	7,682,399.00	-	-	20,796,509.33		
Personnel Services	-	-	-	-	-	-	-	-	-	-	-	-	-	-		
Maintenance & Other Operating Expenses	-	37,762,263.40	-	37,762,263.40	37,762,263.40	-	-	-	37,762,263.40	13,134,110.33	7,682,399.00	-	-	20,796,509.33		
Capital Outlays	-	-	-	-	-	-	-	-	-	-	-	-	-	-		
Pharmaceutical Management	310201100004000	20,584,026.86	-	20,584,026.86	20,584,026.86	-	-	-	20,584,026.86	1,341,522.81	1,164,261.79	-	-	2,505,784.60		
Personnel Services	-	-	-	-	-	-	-	-	-	-	-	-	-	-		

PROGRAM/ACTIVITY/PROJECT	PREXC CODE	APPROPRIATION					ALLOTMENTS					TOTAL OBLIGATION				
		Authorized Appropriation	Adjustments (Transfer To/From SARO's Releases for APB and HFEP)	Within Dept.	Adjusted Appropriations	Allotments Received	Adjustments (Withdrawal, Reallignment)	(Transfer to)	Transfer from	Adjusted Total Allotments	1st Qtr ending March 31	2nd Qtr ending June 30	3rd Qtr ending Sept. 30	4th Qtr ending Dec. 31	TOTAL (REGULAR FUND)	
Maintenance & Other Operating Expenses		20,584,026.86	-	-	20,584,026.86	20,584,026.86	-	-	20,584,026.86	1,341,522.81	1,164,261.79	-	-	2,505,784.60		
Capital Outlays		-	-	-	-	-	-	-	-	-	-	-	-	-		
HEALTH HUMAN RESOURCE SUB-PROGRAM																
Human Resource for Health (HRH) Deployment	310202100001000	219,242,462.72	-	-	219,242,462.72	219,242,462.72	-	-	219,242,462.72	130,110,651.01	70,769,045.01	-	-	200,879,696.02		
Personnel Services		219,242,462.72	-	-	219,242,462.72	219,242,462.72	-	-	219,242,462.72	130,110,651.01	70,769,045.01	-	-	200,879,696.02		
Maintenance & Other Operating Expenses		-	-	-	-	-	-	-	-	-	-	-	-	-		
Capital Outlays		-	-	-	-	-	-	-	-	-	-	-	-	-		
Human Resources for Health (HRH) and Institutional Capacity M	310202100002000	20,054,896.96	-	-	20,054,896.96	20,054,896.96	-	-	20,054,896.96	4,665,904.95	5,274,618.07	-	-	9,940,523.02		
Personnel Services		20,054,896.96	-	-	20,054,896.96	20,054,896.96	-	-	20,054,896.96	4,665,904.95	5,274,618.07	-	-	9,940,523.02		
Maintenance & Other Operating Expenses		-	-	-	-	-	-	-	-	-	-	-	-	-		
Capital Outlays		-	-	-	-	-	-	-	-	-	-	-	-	-		
HEALTH PROMOTION SUB-PROGRAM																
Health Promotion	3102031000001000	49,584,580.14	-	-	49,584,580.14	49,584,580.14	-	-	49,584,580.14	1,716,636.46	13,596,266.86	-	-	15,312,903.32		
Personnel Services		49,584,580.14	-	-	49,584,580.14	49,584,580.14	-	-	49,584,580.14	1,716,636.46	13,596,266.86	-	-	15,312,903.32		
Maintenance & Other Operating Expenses		-	-	-	-	-	-	-	-	-	-	-	-	-		
Capital Outlays		-	-	-	-	-	-	-	-	-	-	-	-	-		
PUBLIC HEALTH PROGRAM																
PUBLIC HEALTH MANAGEMENT SUB-PROGRAM																
Public Health Management	310301100001000	244,553,757.87	-	-	244,553,757.87	244,553,757.87	-	-	244,553,757.87	39,609,755.77	53,276,147.23	-	-	92,885,903.00		
Personnel Services		244,553,757.87	-	-	244,553,757.87	244,553,757.87	-	-	244,553,757.87	39,609,755.77	53,276,147.23	-	-	92,885,903.00		
Maintenance & Other Operating Expenses		-	-	-	-	-	-	-	-	-	-	-	-	-		
Capital Outlays		-	-	-	-	-	-	-	-	-	-	-	-	-		
Operation of PNAC Secretariat	310301100002000	179,539.61	-	-	179,539.61	179,539.61	-	-	179,539.61	92,276.74	-	-	-	92,276.74		
Personnel Services		179,539.61	-	-	179,539.61	179,539.61	-	-	179,539.61	92,276.74	-	-	-	92,276.74		
Maintenance & Other Operating Expenses		-	-	-	-	-	-	-	-	-	-	-	-	-		
Capital Outlays		-	-	-	-	-	-	-	-	-	-	-	-	-		
ENVIRONMENTAL AND OCCUPATIONAL HEALTH SUB-PROGRAM																
Environmental and Occupational Health	310302100001000	120,172.08	-	-	120,172.08	120,172.08	-	-	120,172.08	-	-	-	-	-		
Personnel Services		120,172.08	-	-	120,172.08	120,172.08	-	-	120,172.08	-	-	-	-	-		
Maintenance & Other Operating Expenses		-	-	-	-	-	-	-	-	-	-	-	-	-		
Capital Outlays		-	-	-	-	-	-	-	-	-	-	-	-	-		
NATIONAL IMMUNIZATION SUB-PROGRAM																
National Immunization	310303100001000	142,858,773.09	-	-	142,858,773.09	142,858,773.09	-	-	142,858,773.09	87,457,378.27	35,551,209.55	-	-	123,008,587.82		
Personnel Services		142,858,773.09	-	-	142,858,773.09	142,858,773.09	-	-	142,858,773.09	87,457,378.27	35,551,209.55	-	-	123,008,587.82		
Maintenance & Other Operating Expenses		-	-	-	-	-	-	-	-	-	-	-	-	-		
Capital Outlays		-	-	-	-	-	-	-	-	-	-	-	-	-		
FAMILY HEALTH SUB-PROGRAM																
Family Health, Nutrition and Responsible Parenting	310304100001000	1,368,658,609.69	-	-	1,368,658,609.69	1,368,658,609.69	-	-	1,368,658,609.69	1,130,332.43	21,184,937.65	-	-	22,315,270.08		
Personnel Services		1,368,658,609.69	-	-	1,368,658,609.69	1,368,658,609.69	-	-	1,368,658,609.69	1,130,332.43	21,184,937.65	-	-	22,315,270.08		
Maintenance & Other Operating Expenses		-	-	-	-	-	-	-	-	-	-	-	-	-		
Capital Outlays		-	-	-	-	-	-	-	-	-	-	-	-	-		
ELIMINATION OF INFECTIOUS DISEASES PROGRAM																
Elimination of Disease such as Malaria, Schistosomiasis, Lepros	310305100001000	47,829,295.78	-	-	47,829,295.78	47,829,295.78	-	-	47,829,295.78	-	-	-	-	-		
Personnel Services		47,829,295.78	-	-	47,829,295.78	47,829,295.78	-	-	47,829,295.78	-	-	-	-	-		
Maintenance & Other Operating Expenses		-	-	-	-	-	-	-	-	-	-	-	-	-		
Capital Outlays		-	-	-	-	-	-	-	-	-	-	-	-	-		

PROGRAM/ACTIVITY/PROJECT	PREXC CODE	APPROPRIATION					ALLOTMENTS					TOTAL OBLIGATION				
		Authorized Appropriation	Adjustments (Transfer To/From SARO's Releases for APB and HEP)	Within Dept.	Adjusted Appropriations	Allotments Received	Adjustments (Withdrawal, Realignment)	(Transfer to)	Transfer from	Adjusted Total Allotments	1st Qtr ending March 31	2nd Qtr ending June 30	3rd Qtr ending Sept. 30	4th Qtr ending Dec. 31	TOTAL (REGULAR FUND)	
Rabies Control	310305100002000	271,647,301.92	-	-	271,647,301.92	271,647,301.92	(260,650,000.00)	260,650,000.00	271,647,301.92	(221,119,838.00)	228,273,226.00	-	-	7,153,388.00		
Personnel Services		-	-	-	-	-	-	-	-	-	-	-	-	-		
Maintenance & Other Operating Expenses		271,647,301.92	-	-	271,647,301.92	271,647,301.92	(260,650,000.00)	260,650,000.00	271,647,301.92	(221,119,838.00)	228,273,226.00	-	-	7,153,388.00		
Capital Outlays		-	-	-	-	-	-	-	-	-	-	-	-	-		
PREVENTION AND CONTROL OF INFECTIOUS DISEASES SUB-PROGRAM																
Prevention and Control of Other Infectious Disease	310306100001000	284,237,621.31	-	(24,592,213.00)	259,645,408.31	284,237,621.31	(24,592,213.00)	2,382,750.00	259,645,408.31	(216,981.84)	743,590.02	-	-	526,608.18		
Personnel Services		-	-	-	-	-	-	-	-	-	-	-	-	-		
Maintenance & Other Operating Expenses		284,237,621.31	-	(24,592,213.00)	259,645,408.31	284,237,621.31	(24,592,213.00)	2,382,750.00	259,645,408.31	(216,981.84)	743,590.02	-	-	526,608.18		
Capital Outlays		-	-	-	-	-	-	-	-	-	-	-	-	-		
TB Control	310306100002000	305,775,000.00	-	(2,795,000.00)	302,980,000.00	305,775,000.00	(2,795,000.00)	15,455,030.00	302,980,000.00	148,443.50	48,069,617.91	-	-	48,219,061.41		
Personnel Services		-	-	-	-	-	-	-	-	-	-	-	-	-		
Maintenance & Other Operating Expenses		305,775,000.00	-	(2,795,000.00)	302,980,000.00	305,775,000.00	(2,795,000.00)	15,455,030.00	302,980,000.00	148,443.50	48,069,617.91	-	-	48,219,061.41		
Capital Outlays		-	-	-	-	-	-	-	-	-	-	-	-	-		
Assistance to Philippine Tuberculosis	310306100003000	-	-	-	-	-	-	-	-	-	-	-	-	-		
Personnel Services		-	-	-	-	-	-	-	-	-	-	-	-	-		
Maintenance & Other Operating Expenses		-	-	-	-	-	-	-	-	-	-	-	-	-		
Capital Outlays		-	-	-	-	-	-	-	-	-	-	-	-	-		
NON COMMUNICABLE DISEASES SUB-PROGRAM																
Prevention and Control of Non-Communicable Diseases	310307100001000	119,689,175.01	-	(64,209,206.00)	55,479,969.01	69,689,175.01	(64,209,206.00)	-	5,479,969.01	(110,870.09)	2,024,794.59	-	-	1,913,924.50		
Personnel Services		-	-	-	-	-	-	-	-	-	-	-	-	-		
Maintenance & Other Operating Expenses		119,689,175.01	-	(64,209,206.00)	55,479,969.01	69,689,175.01	(64,209,206.00)	-	5,479,969.01	(110,870.09)	2,024,794.59	-	-	1,913,924.50		
Capital Outlays		-	-	-	-	-	-	-	-	-	-	-	-	-		
EPIDEMIOLOGY AND SURVEILLANCE PROGRAM																
Epidemiology and Surveillance	310400100001000	5,283,470.28	-	-	5,283,470.28	5,283,470.28	(3,300,000.00)	3,300,000.00	5,283,470.28	(404,596.69)	1,324,368.54	-	-	919,771.86		
Personnel Services		-	-	-	-	-	-	-	-	-	-	-	-	-		
Maintenance & Other Operating Expenses		5,283,470.28	-	-	5,283,470.28	5,283,470.28	(3,300,000.00)	3,300,000.00	5,283,470.28	(404,596.69)	1,324,368.54	-	-	919,771.86		
Capital Outlays		-	-	-	-	-	-	-	-	-	-	-	-	-		
HEALTH EMERGENCY MANAGEMENT PROGRAM																
Health Emergency Preparedness and Response	310500100001000	53,977,995.39	-	(17,961,917.00)	36,016,078.39	53,977,995.39	(17,961,917.00)	16,499,199.60	36,016,078.39	1,270,846.54	5,549,637.82	-	-	6,820,484.36		
Personnel Services		-	-	-	-	-	-	-	-	-	-	-	-	-		
Maintenance & Other Operating Expenses		53,977,995.39	-	(17,961,917.00)	36,016,078.39	53,977,995.39	(17,961,917.00)	16,499,199.60	36,016,078.39	1,270,846.54	5,549,637.82	-	-	6,820,484.36		
Capital Outlays		-	-	-	-	-	-	-	-	-	-	-	-	-		
Quick Response Fund	310500100002000	292,605,423.15	-	-	292,605,423.15	292,605,423.15	(55,248,391.64)	55,248,391.64	292,605,423.15	13,130,449.29	7,064,122.64	-	-	20,194,571.89		
Personnel Services		-	-	-	-	-	-	-	-	-	-	-	-	-		
Maintenance & Other Operating Expenses		178,952,200.00	-	-	178,952,200.00	178,952,200.00	(10,059,662.50)	10,059,662.50	178,952,200.00	1,881,015.00	2,147,523.00	-	-	4,028,538.00		
Capital Outlays		113,653,223.15	-	-	113,653,223.15	113,653,223.15	(45,188,729.14)	45,188,729.14	113,653,223.15	11,249,434.25	4,916,599.64	-	-	16,166,033.89		
SUB-TOTAL, 00 : ACCESS TO PROMOTIVE AND PREVENTIVE HEALTH CARE SERVICES IMPROVED		5,501,290,581.31	-	(172,598,149.00)	5,328,692,432.31	5,451,111,486.31	(402,492,824.72)	402,492,824.72	5,278,513,337.31	193,627,148.27	758,600,838.02	-	-	952,227,986.29		
HEALTH FACILITIES OPERATION PROGRAM																
CURATIVE HEALTH CARE SUB-PROGRAM																
Operation of Blood Centers and National Voluntary Blood Service	320101100001000	10,872,519.38	-	-	10,872,519.38	10,872,519.38	-	-	10,872,519.38	4,685,563.95	1,783,785.72	-	-	6,469,349.67		
Personnel Services		-	-	-	-	-	-	-	-	-	-	-	-	-		
Maintenance & Other Operating Expenses		10,872,519.38	-	-	10,872,519.38	10,872,519.38	-	-	10,872,519.38	4,685,563.95	1,783,785.72	-	-	6,469,349.67		
Capital Outlays		-	-	-	-	-	-	-	-	-	-	-	-	-		
Operation of DOH Hospitals in Metro Manila (MkM)	320101100002000	12,188,865.24	-	-	12,188,865.24	12,188,865.24	-	-	12,188,865.24	3,409,516.46	2,064,349.66	-	-	5,473,866.32		
Personnel Services		-	-	-	-	-	-	-	-	-	-	-	-	-		

PROGRAM/ACTIVITY/PROJECT	PREXC CODE	APPROPRIATION				ALLOTMENTS				TOTAL OBLIGATION				
		Authorized Appropriation	Adjustments To/From SARO's Releases for APB and HFEF	Within Dept.	Adjusted Appropriations	Allotments Received	Adjustments (Withdrawal, Realignment)	(Transfer to)	Transfer from	Adjusted Total Allotments	1st Qtr ending March 31	2nd Qtr ending June 30	3rd Qtr ending Sept. 30	4th Qtr ending Dec. 31
Maintenance & Other Operating Expenses		12,188,865.24	-	-	12,188,865.24	12,188,865.24	-	-	12,188,865.24	3,409,516.46	2,064,349.86	-	-	5,473,866.32
Capital Outlays		-	-	-	-	-	-	-	-	-	-	-	-	-
Operation of DOH Regional Hospitals and Other Health Facilities	320101100003000	10,574,945.19	-	-	10,574,945.19	10,574,945.19	-	-	10,574,945.19	1,867,581.47	2,441,287.68	-	-	4,308,869.15
Personnel Services		-	-	-	-	-	-	-	-	-	-	-	-	-
Maintenance & Other Operating Expenses		10,574,945.19	-	-	10,574,945.19	10,574,945.19	-	-	10,574,945.19	1,867,581.47	2,441,287.68	-	-	4,308,869.15
Capital Outlays		-	-	-	-	-	-	-	-	-	-	-	-	-
Operation of National Reference Laboratories	320101100004000	60,254,356.15	-	-	60,254,356.15	60,254,356.15	-	-	60,254,356.15	8,540,953.81	3,323,656.28	-	-	11,864,610.09
Personnel Services		-	-	-	-	-	-	-	-	-	-	-	-	-
Maintenance & Other Operating Expenses		60,254,356.15	-	-	60,254,356.15	60,254,356.15	-	-	60,254,356.15	8,540,953.81	3,323,656.28	-	-	11,864,610.09
Capital Outlays		-	-	-	-	-	-	-	-	-	-	-	-	-
REHABILITATIVE HEALTH CARE SUB-PROGRAM		-	-	-	-	-	-	-	-	-	-	-	-	-
Operation of Dangerous Drug Abuse Treatment and Rehabilitation	320102100001000	18,275,017.99	-	-	18,275,017.99	18,275,017.99	(32,800,000.00)	32,800,000.00	18,275,017.99	21,920,585.98	10,577,430.98	-	-	32,498,016.96
Personnel Services		-	-	-	-	-	-	-	-	-	-	-	-	-
Maintenance & Other Operating Expenses		12,155,208.58	-	-	12,155,208.58	12,155,208.58	(32,800,000.00)	32,800,000.00	12,155,208.58	21,898,585.98	10,497,030.98	-	-	32,395,616.96
Capital Outlays		6,119,809.41	-	-	6,119,809.41	6,119,809.41	-	-	6,119,809.41	22,000.00	80,400.00	-	-	102,400.00
SUB-TOTAL, 00: ACCESS TO CURATIVE AND REHABILITATIVE HEALTH CARE		112,165,703.95	-	32,950,597.00	145,116,300.95	112,165,703.95	(32,800,000.00)	32,800,000.00	145,116,300.95	40,424,201.67	20,190,510.52	-	-	60,614,712.19
HEALTH REGULATORY PROGRAM		-	-	-	-	-	-	-	-	-	-	-	-	-
HEALTH FACILITIES AND SERVICES REGULATION SUB-PROGRAM		-	-	-	-	-	-	-	-	-	-	-	-	-
Regulations of Health Facilities and Services	330101100001000	55,880.27	-	-	55,880.27	55,880.27	-	-	55,880.27	3,664.00	52,216.27	-	-	55,880.27
Personnel Services		-	-	-	-	-	-	-	-	-	-	-	-	-
Maintenance & Other Operating Expenses		55,880.27	-	-	55,880.27	55,880.27	-	-	55,880.27	3,664.00	52,216.27	-	-	55,880.27
Capital Outlays		-	-	-	-	-	-	-	-	-	-	-	-	-
Regulation of Regional Health Facilities and Services	330101100002000	7,369,007.61	-	-	7,369,007.61	7,369,007.61	-	-	7,369,007.61	1,030,389.37	1,478,971.01	-	-	2,509,360.38
Personnel Services		-	-	-	-	-	-	-	-	-	-	-	-	-
Maintenance & Other Operating Expenses		7,369,007.61	-	-	7,369,007.61	7,369,007.61	-	-	7,369,007.61	1,030,389.37	1,478,971.01	-	-	2,509,360.38
Capital Outlays		-	-	-	-	-	-	-	-	-	-	-	-	-
CONSUMER HEALTH AND WELFARE SUB-PROGRAM		-	-	-	-	-	-	-	-	-	-	-	-	-
Regulation of Health Products and Establishments	330102100001000	-	-	-	-	-	-	-	-	-	-	-	-	-
Personnel Services		-	-	-	-	-	-	-	-	-	-	-	-	-
Maintenance & Other Operating Expenses		-	-	-	-	-	-	-	-	-	-	-	-	-
Capital Outlays		-	-	-	-	-	-	-	-	-	-	-	-	-
ROUTINE QUARANTINE SERVICES SUB-PROGRAM	330103000000000	-	-	-	-	-	-	-	-	-	-	-	-	-
Provision of Quarantine Services and International Health Surveil	330103100001000	-	-	-	-	-	-	-	-	-	-	-	-	-
Personnel Services		-	-	-	-	-	-	-	-	-	-	-	-	-
Maintenance & Other Operating Expenses		-	-	-	-	-	-	-	-	-	-	-	-	-
Capital Outlays		-	-	-	-	-	-	-	-	-	-	-	-	-
SUB-TOTAL, 00: ACCESS TO SAFE AND QUALITY HEALTH COMMUNITIES, DEV		7,424,887.88	-	-	7,424,887.88	7,424,887.88	-	-	7,424,887.88	1,034,033.37	1,531,187.28	-	-	2,565,220.65
PREXC 00: ACCESS TO SOCIAL HEALTH PROTECTION ASSURED		-	-	-	-	-	-	-	-	-	-	-	-	-
SOCIAL HEALTH PROTECTION PROGRAM		-	-	-	-	-	-	-	-	-	-	-	-	-
PROJECTS		-	-	-	-	-	-	-	-	-	-	-	-	-
LOCALLY - FUNDED PROJECTS		-	-	-	-	-	-	-	-	-	-	-	-	-
Assistance to Indigent Patients either confined or out patient s in	340100100001000	76,526,176.79	-	-	76,526,176.79	76,526,176.79	(142,577,552.00)	142,577,552.00	76,526,176.79	91,955,563.27	90,988,077.53	-	-	182,943,640.80
Personnel Services		-	-	-	-	-	-	-	-	-	-	-	-	-
Maintenance & Other Operating Expenses		76,526,176.79	-	-	76,526,176.79	76,526,176.79	(142,577,552.00)	142,577,552.00	76,526,176.79	91,955,563.27	90,988,077.53	-	-	182,943,640.80
Capital Outlays		-	-	-	-	-	-	-	-	-	-	-	-	-
SUB-TOTAL, 00: ACCESS TO SOCIAL HEALTH PROTECTION ASSURED		76,526,176.79	-	139,647,552.00	216,173,728.79	76,526,176.79	(142,577,552.00)	142,577,552.00	216,173,728.79	91,955,563.27	90,988,077.53	-	-	182,943,640.80
GRAND TOTAL		12,188,865.24	-	32,950,597.00	145,116,300.95	112,165,703.95	(32,800,000.00)	32,800,000.00	145,116,300.95	40,424,201.67	20,190,510.52	-	-	60,614,712.19

PROGRAM/ACTIVITY/PROJECT	PREXC CODE	APPROPRIATION					ALLOTMENTS					TOTAL OBLIGATION				
		Authorized Appropriation	Adjustments (Transfer To/From SARO's Releases for APB and HFEP)	Within Dept.	Adjusted Appropriations	Allotments Received	Adjustments (Withdrawal, Realignment)	(Transfer to)	Transfer from	Adjusted Total Allotments	1st Qtr ending March 31	2nd Qtr ending June 30	3rd Qtr ending Sept. 30	4th Qtr ending Dec. 31	TOTAL (REGULAR FUND)	
TOTAL, OPERATIONS		5,697,407,349.93	-	-	5,697,407,349.93	5,647,228,254.93	-	-	5,647,228,254.93	327,040,946.58	871,310,613.35	-	-	1,198,351,559.93		
TOTAL NEW APPROPRIATIONS		5,879,559,981.21	-	-	5,879,559,981.21	5,829,380,886.21	-	(577,870,376.72)	5,829,380,886.21	334,868,705.00	886,322,934.28	-	-	1,221,191,639.28		
PS		-	-	-	-	-	-	(578,464,376.72)	-	578,464,376.72	-	-	-	-		
MODE		3,684,699,410.36	-	-	3,684,699,410.36	3,634,699,410.36	-	(533,275,647.58)	3,634,699,410.36	213,219,894.30	623,376,069.79	-	-	836,595,964.09		
CO		2,194,860,570.85	-	-	2,194,860,570.85	2,194,581,475.85	-	(45,188,729.14)	2,194,581,475.85	121,648,810.70	262,946,864.49	-	-	384,595,675.19		
II. AUTOMATIC APPROPRIATION																
Retirement and Life Insurance Premium		-	-	-	-	-	-	-	-	-	-	-	-	-		
Personal Services		-	-	-	-	-	-	-	-	-	-	-	-	-		
Maintenance & Other Operating Expenses		-	-	-	-	-	-	-	-	-	-	-	-	-		
Capital Outlays		-	-	-	-	-	-	-	-	-	-	-	-	-		
Custom and Duties and Taxes	01104105	-	-	-	-	-	-	-	-	-	-	-	-	-		
Personal Services		-	-	-	-	-	-	-	-	-	-	-	-	-		
Maintenance & Other Operating Expenses		-	-	-	-	-	-	-	-	-	-	-	-	-		
Capital Outlays		-	-	-	-	-	-	-	-	-	-	-	-	-		
Franchise Tax	03104347	-	-	-	-	-	-	-	-	-	-	-	-	-		
Personal Services		-	-	-	-	-	-	-	-	-	-	-	-	-		
Maintenance & Other Operating Expenses		-	-	-	-	-	-	-	-	-	-	-	-	-		
Capital Outlays		-	-	-	-	-	-	-	-	-	-	-	-	-		
Illegal Drugs		-	-	-	-	-	-	-	-	-	-	-	-	-		
Personal Services		-	-	-	-	-	-	-	-	-	-	-	-	-		
Maintenance & Other Operating Expenses		-	-	-	-	-	-	-	-	-	-	-	-	-		
Capital Outlays		-	-	-	-	-	-	-	-	-	-	-	-	-		
Regulation of Health Establishments and Products	03104348	-	-	-	-	-	-	-	-	-	-	-	-	-		
Personal Services		-	-	-	-	-	-	-	-	-	-	-	-	-		
Maintenance & Other Operating Expenses		-	-	-	-	-	-	-	-	-	-	-	-	-		
Capital Outlays		-	-	-	-	-	-	-	-	-	-	-	-	-		
Provision of Quarantine Services and International Health St	03104349	-	-	-	-	-	-	-	-	-	-	-	-	-		
Personal Services		-	-	-	-	-	-	-	-	-	-	-	-	-		
Maintenance & Other Operating Expenses		-	-	-	-	-	-	-	-	-	-	-	-	-		
Capital Outlays		-	-	-	-	-	-	-	-	-	-	-	-	-		
Health Sector Policy Support Program - Phase II EU IDOH -A	01104159	-	-	-	-	-	-	-	-	-	-	-	-	-		
Personal Services		-	-	-	-	-	-	-	-	-	-	-	-	-		
Maintenance & Other Operating Expenses		-	-	-	-	-	-	-	-	-	-	-	-	-		
Capital Outlays		-	-	-	-	-	-	-	-	-	-	-	-	-		
SUB-TOTAL AUTOMATIC APPROPRIATION																
PS		-	-	-	-	-	-	-	-	-	-	-	-	-		
MODE		-	-	-	-	-	-	-	-	-	-	-	-	-		
CO		-	-	-	-	-	-	-	-	-	-	-	-	-		
III. SPECIAL PURPOSE FUND																
Pension and Graduity Fund	01101407	-	-	-	-	-	-	-	-	-	-	-	-	-		
Personal Services		-	-	-	-	-	-	-	-	-	-	-	-	-		
Maintenance & Other Operating Expenses		-	-	-	-	-	-	-	-	-	-	-	-	-		
Capital Outlays		-	-	-	-	-	-	-	-	-	-	-	-	-		
Miscellaneous Personnel Benefits Fund	01101406	-	-	-	-	-	-	-	-	-	-	-	-	-		
Personal Services		-	-	-	-	-	-	-	-	-	-	-	-	-		
Maintenance & Other Operating Expenses		-	-	-	-	-	-	-	-	-	-	-	-	-		
Capital Outlays		-	-	-	-	-	-	-	-	-	-	-	-	-		

PROGRAM/ACTIVITY/PROJECT	PREXC CODE	APPROPRIATION					ALLOTMENTS					TOTAL OBLIGATION				
		Authorized Appropriation	Adjustments (Transfer To/From SARO's Releases for APB and HFEF)	Within Dept.	Adjusted Appropriations	Allotments Received	Adjustments (Withdrawal, Realignment)	(Transfer to)	Transfer from	Adjusted Total Allotments	1st Qtr ending March 31	2nd Qtr ending June 30	3rd Qtr ending Sept. 30	4th Qtr ending Dec. 31	TOTAL (REGULAR FUND)	
International Commitment Fund		-	-	-	-	-	-	-	-	-	-	-	-	-	-	
Personnel Services		-	-	-	-	-	-	-	-	-	-	-	-	-	-	
Maintenance & Other Operating Expenses		-	-	-	-	-	-	-	-	-	-	-	-	-	-	
Capital Outlays		-	-	-	-	-	-	-	-	-	-	-	-	-	-	
E-Government Fund		-	-	-	-	-	-	-	-	-	-	-	-	-	-	
Personnel Services		-	-	-	-	-	-	-	-	-	-	-	-	-	-	
Maintenance & Other Operating Expenses		-	-	-	-	-	-	-	-	-	-	-	-	-	-	
Capital Outlays		-	-	-	-	-	-	-	-	-	-	-	-	-	-	
Contingent Fund	01102402	-	-	500,000,000.00	500,000,000.00	500,000,000.00	-	-	500,000,000.00	-	-	-	-	-	-	
Personnel Services		-	-	-	-	-	-	-	-	-	-	-	-	-	-	
Maintenance & Other Operating Expenses		-	-	-	-	-	-	-	-	-	-	-	-	-	-	
Capital Outlays		-	-	500,000,000.00	500,000,000.00	500,000,000.00	-	-	500,000,000.00	-	-	-	-	-	-	
Calamity Funds	01101401	-	-	244,850,500.00	244,850,500.00	244,850,500.00	-	-	244,850,500.00	-	-	-	-	-	-	
Personnel Services		-	-	-	-	-	-	-	-	-	-	-	-	-	-	
Maintenance & Other Operating Expenses		-	-	-	-	-	-	-	-	-	-	-	-	-	-	
Capital Outlays		-	-	-	-	-	-	-	-	-	-	-	-	-	-	
SUB-TOTAL, SPECIAL PURPOSE		-	-	244,850,500.00	244,850,500.00	244,850,500.00	-	-	244,850,500.00	-	-	-	-	-	-	
PS		-	-	744,850,500.00	744,850,500.00	744,850,500.00	-	-	744,850,500.00	-	-	-	-	-	-	
MOOE		-	-	500,000,000.00	500,000,000.00	500,000,000.00	-	-	500,000,000.00	-	-	-	-	-	-	
CO		-	-	244,850,500.00	244,850,500.00	244,850,500.00	-	-	244,850,500.00	-	-	-	-	-	-	
TOTAL (CONAP 2018)		-	-	5,879,559,981.21	5,879,559,981.21	5,879,559,981.21	-	-	5,879,559,981.21	-	-	-	-	-	-	
PS		-	-	744,850,500.00	744,850,500.00	744,850,500.00	-	-	744,850,500.00	-	-	-	-	-	-	
MOOE		-	-	500,000,000.00	500,000,000.00	500,000,000.00	-	-	500,000,000.00	-	-	-	-	-	-	
CO		-	-	244,850,500.00	244,850,500.00	244,850,500.00	-	-	244,850,500.00	-	-	-	-	-	-	
FE		-	-	-	-	-	-	-	-	-	-	-	-	-	-	
GRAND TOTAL (CURRENT + CONAP)		-	-	106,089,141,981.21	106,089,141,981.21	106,089,141,981.21	-	-	106,089,141,981.21	-	-	-	-	-	-	
PS		-	-	45,362,489,000.00	45,362,489,000.00	45,362,489,000.00	-	-	45,362,489,000.00	-	-	-	-	-	-	
MOOE		-	-	41,710,966,410.36	41,710,966,410.36	41,710,966,410.36	-	-	41,710,966,410.36	-	-	-	-	-	-	
CO		-	-	19,015,686,570.85	19,015,686,570.85	19,015,686,570.85	-	-	19,015,686,570.85	-	-	-	-	-	-	
FE		-	-	-	-	-	-	-	-	-	-	-	-	-	-	

PROGRAM/ACTIVITY/PROJECT	TOTAL DISBURSEMENT				TOTAL (REGULAR FUND)	Unreleased Appropriation	Unobligated Allotment	UNPAID OBLIGATION	
	1st Qtr ending March 31	2nd Qtr ending June 30	3rd Qtr ending Sept. 30	4th Qtr ending Dec. 31				Due and Demandable	Not Yet Due and Demandable
I. NEW APPROPRIATION (CURRENT)									
A. PROGRAMS									
I. GENERAL ADMINISTRATION AND SUPPORT									
General Management and Supervision	103,086,038.97	136,090,547.60	-	-	239,176,586.57	-	309,239,458.99	317,744.16	12,056,210.28
Personnel Services	63,795,639.98	100,610,814.26	-	-	164,406,454.24	-	89,559,801.60	317,744.16	0.00
Maintenance & Other Operating Expenses	39,290,398.99	55,479,733.34	-	-	94,770,132.33	-	196,179,657.39	-	12,056,210.28
Capital Outlays	-	-	-	-	-	-	23,500,000.00	-	-
Administration of Personnel Benefits	3,575,662.04	112,541,785.38	-	-	116,117,447.42	-	654,658,299.08	-	13,307,090.51
Personnel Services	3,575,662.04	112,541,785.38	-	-	116,117,447.42	6,932,537,163.00	654,658,299.08	-	13,307,090.51
Maintenance & Other Operating Expenses	-	-	-	-	-	6,932,537,163.00	654,658,299.08	-	13,307,090.51
Capital Outlays	-	-	-	-	-	-	-	-	-
TOTAL, GASS	106,661,701.01	268,632,332.98			375,294,033.99	6,932,537,163.00	963,897,758.07	317,744.16	25,363,300.79
II. SUPPORT TO OPERATIONS									
Health Information Technology	9,287,013.12	22,100,709.97	-	-	31,387,723.09	-	492,008,225.07	-	350,946,051.84
Personnel Services	4,626,669.86	3,152,330.14	-	-	7,779,000.00	-	-	-	-
Maintenance & Other Operating Expenses	4,660,343.26	18,948,379.83	-	-	23,608,723.09	-	224,939,517.09	-	38,705,759.82
Capital Outlays	-	-	-	-	-	-	267,068,707.98	-	312,242,292.02
Operations of Regional Offices	239,352,108.21	317,555,154.97	-	-	556,907,263.18	-	590,264,623.89	-	19,814,112.93
Personnel Services	204,871,709.61	274,893,298.23	-	-	479,765,007.84	-	498,541,646.23	-	4,178,345.93
Maintenance & Other Operating Expenses	33,480,398.60	42,661,856.74	-	-	76,142,255.34	-	91,722,977.66	-	15,635,767.00
Capital Outlays	-	-	-	-	-	-	-	-	-
TOTAL, STO	247,639,121.33	339,655,864.94			587,294,986.27		1,082,272,848.96		370,762,164.77
III. OPERATIONS									
PREXC 00 : ACCESS TO PROMOTIVE AND PREVENTIVE H									
HEALTH POLICY AND STANDARDS DEVELOPMENT PROGR									
International Health Policy Development and Cooperation	6,296,182.48	10,840,554.67	-	-	17,136,737.15	-	26,871,483.34	6,391.49	1,959,388.02
Personnel Services	4,361,143.73	6,991,131.74	-	-	11,352,275.47	-	12,839,933.04	6,391.49	(0.00)
Maintenance & Other Operating Expenses	1,935,038.75	3,849,022.93	-	-	5,784,061.68	-	14,031,550.30	-	1,959,388.02
Capital Outlays	-	-	-	-	-	-	-	-	-
Health Sector Policy and Plan Development	9,319,372.52	15,459,214.88	-	-	24,778,587.40	-	13,110,630.29	4,530.61	1,604,251.70
Personnel Services	7,393,600.20	11,486,010.77	-	-	18,879,610.97	10,000,000.00	5,675,858.42	4,530.61	1,604,251.70
Maintenance & Other Operating Expenses	1,925,772.32	3,973,204.11	-	-	5,898,976.43	10,000,000.00	7,434,771.87	-	(0.00)
Capital Outlays	-	-	-	-	-	-	-	-	-
Health Sector Research Development	340,450.46	1,244,947.58	-	-	1,585,398.04	-	128,369,497.41	-	1,643,104.55
Personnel Services	-	-	-	-	-	-	51,572,000.00	-	-
Maintenance & Other Operating Expenses	340,450.46	1,244,947.58	-	-	1,585,398.04	-	74,797,497.41	-	1,643,104.55
Capital Outlays	-	-	-	-	-	-	-	-	-
HEALTH SYSTEMS STRENGTHENING PROGRAM									
SERVICE DELIVERY SUB-PROGRAM									

PROGRAM/ACTIVITY/PROJECT	TOTAL DISBURSEMENT				TOTAL (REGULAR FUND)	Unreleased Appropriation	Unobligated Allotment	UNPAID OBLIGATION	
	1st Qtr ending March 31	2nd Qtr ending June 30	3rd Qtr ending Sept. 30	4th Qtr ending Dec. 31				Due and Demandable	Not Yet Due and Demandable
Health Facility Policy and Plan Development	12,939,648.19	25,851,747.62	-	-	38,791,395.81	-	146,703,949.84	94,745.86	5,463,908.49
Personnel Services	6,641,121.78	10,546,152.01	-	-	17,187,273.79	-	16,682,980.35	94,745.86	(0.00)
Maintenance & Other Operating Expenses	6,298,526.41	15,305,595.61	-	-	21,604,122.02	-	130,020,969.49	-	5,463,908.49
Capital Outlays	-	-	-	-	-	-	-	-	-
Health Facilities Enhancement Program	-	-	-	-	-	-	-	-	-
Personnel Services	-	1,343,568.13	-	-	1,343,568.13	-	48,023,620.66	-	632,811.21
Maintenance & Other Operating Expenses	-	-	-	-	-	-	-	-	-
Capital Outlays	-	1,343,568.13	-	-	1,343,568.13	-	48,023,620.66	-	632,811.21
Local Health Systems Development and Assistance	-	-	-	-	-	15,869,319,000.00	-	-	-
Personnel Services	9,702,794.35	19,938,222.55	-	-	29,701,016.90	-	213,686,013.93	105,422.83	23,084,546.34
Maintenance & Other Operating Expenses	3,373,562.64	5,646,088.71	-	-	9,019,651.35	-	1,388,925.82	105,422.83	-
Capital Outlays	6,389,231.71	14,292,133.84	-	-	20,681,365.55	-	212,297,088.11	-	23,084,546.34
Pharmaceutical Management	-	-	-	-	-	-	-	-	-
Personnel Services	1,642,593.93	2,566,812.65	-	-	4,241,406.58	-	410,062,026.61	-	2,091,566.81
Maintenance & Other Operating Expenses	-	-	-	-	-	84,377,000.00	-	-	-
Capital Outlays	1,642,593.93	2,566,812.65	-	-	4,241,406.58	-	410,062,026.61	-	2,091,566.81
HEALTH HUMAN RESOURCE SUB-PROGRAM	-	-	-	-	-	-	-	-	-
Human Resource for Health (HRH) Deployment	146,475,945.92	381,188,955.97	-	-	507,674,901.89	-	581,250,197.28	136,998.57	80,902,901.26
Personnel Services	59,117,069.61	87,051,952.98	-	-	146,169,022.59	-	192,017,972.26	136,998.57	2,913,005.58
Maintenance & Other Operating Expenses	87,358,876.31	274,147,002.99	-	-	361,505,879.30	-	389,232,226.02	-	77,989,895.68
Capital Outlays	-	-	-	-	-	-	-	-	-
Human Resources for Health (HRH) and Institutional Capacity M	24,541,313.22	20,342,770.40	-	-	44,884,083.62	-	104,812,400.50	24,501.70	9,140,014.18
Personnel Services	5,204,522.81	8,411,597.00	-	-	13,616,119.81	-	17,405,378.49	24,501.70	0.00
Maintenance & Other Operating Expenses	19,336,790.41	11,931,173.40	-	-	31,267,963.81	-	87,407,022.01	-	-
Capital Outlays	-	-	-	-	-	-	-	-	-
HEALTH PROMOTION SUB-PROGRAM	-	-	-	-	-	-	-	-	-
Health Promotion	7,160,181.12	16,343,915.71	-	-	23,504,106.83	-	237,997,815.06	6,439.87	30,691,638.24
Personnel Services	3,093,755.34	4,781,033.18	-	-	7,874,788.52	-	19,952,771.61	6,439.87	0.00
Maintenance & Other Operating Expenses	4,066,435.78	11,562,882.53	-	-	15,629,318.31	-	218,045,043.45	-	30,691,638.24
Capital Outlays	-	-	-	-	-	-	-	-	-
PUBLIC HEALTH PROGRAM	-	-	-	-	-	-	-	-	-
PUBLIC HEALTH MANAGEMENT SUB-PROGRAM	-	-	-	-	-	-	-	-	-
Public Health Management	331,709,206.61	755,667,209.60	-	-	1,087,376,416.21	-	2,514,159,439.12	-	436,263,144.67
Personnel Services	132,134,757.44	244,820,396.93	-	-	376,955,154.37	-	223,410,226.31	-	4,531,619.32
Maintenance & Other Operating Expenses	199,574,449.17	510,846,812.67	-	-	710,421,261.84	-	2,290,749,212.81	-	431,731,525.35
Capital Outlays	-	-	-	-	-	-	-	-	-
Operation of PNAC Secretariat	1,275,045.46	2,885,992.64	-	-	4,161,038.10	-	3,775,273.14	4,641.74	396,047.02
Personnel Services	906,646.46	1,516,519.75	-	-	2,423,166.21	-	2,196,192.05	4,641.74	0.00
Maintenance & Other Operating Expenses	368,399.00	1,369,472.89	-	-	1,737,871.89	-	1,579,081.09	-	396,047.02
Capital Outlays	-	-	-	-	-	-	-	-	-
ENVIRONMENTAL AND OCCUPATIONAL HEALTH SUB-PRO	-	-	-	-	-	-	-	-	-
Environmental and Occupational Health	-	-	-	-	-	-	-	-	-
Personnel Services	-	-	-	-	-	-	31,026,000.00	-	-
Maintenance & Other Operating Expenses	-	-	-	-	-	-	-	-	-
Capital Outlays	-	-	-	-	-	-	31,026,000.00	-	-
NATIONAL IMMUNIZATION SUB-PROGRAM	-	-	-	-	-	-	-	-	-

PROGRAM/ACTIVITY/PROJECT	TOTAL DISBURSEMENT					BALANCES			
	1st Qtr ending March 31	2nd Qtr ending June 30	3rd Qtr ending Sept. 30	4th Qtr ending Dec. 31	TOTAL (REGULAR FUND)	Unreleased Appropriation	Unobligated Allotment	UNPAID OBLIGATION	
								Due and Demandable	Not Yet Due and Demandable
National Immunization	-	-	-	-	-	-	6,967,423,845.75	-	581,465,154.25
Personnel Services	-	-	-	-	-	-	-	-	-
Maintenance & Other Operating Expenses	-	-	-	-	-	-	6,967,423,845.75	-	581,465,154.25
Capital Outlays	-	-	-	-	-	-	-	-	-
FAMILY HEALTH SUB-PROGRAM									
Family Health, Nutrition and Responsible Parenting	-	28,050.00	-	-	28,050.00	-	2,447,993,950.00	-	24,000,000.00
Personnel Services	-	-	-	-	-	-	-	-	-
Maintenance & Other Operating Expenses	-	28,050.00	-	-	28,050.00	-	2,447,993,950.00	-	24,000,000.00
Capital Outlays	-	-	-	-	-	-	-	-	-
ELIMINATION OF INFECTIOUS DISEASES PROGRAM									
Elimination of Disease such as Malaria, Schistosomiasis, Leprosy	-	-	-	-	-	-	183,558,271.60	-	35,806,728.40
Personnel Services	-	-	-	-	-	-	-	-	-
Maintenance & Other Operating Expenses	-	-	-	-	-	-	183,558,271.60	-	35,806,728.40
Capital Outlays	-	-	-	-	-	-	-	-	-
Rabies Control	-	-	-	-	-	-	-	-	-
Personnel Services	-	-	-	-	-	-	608,360,000.00	-	-
Maintenance & Other Operating Expenses	-	-	-	-	-	-	-	-	-
Capital Outlays	-	-	-	-	-	-	908,360,000.00	-	-
PREVENTION AND CONTROL OF INFECTIOUS DISEASES \$									
Prevention and Control of Other Infectious Disease	-	-	-	-	-	-	466,980,856.90	-	271,366,143.10
Personnel Services	-	-	-	-	-	-	-	-	-
Maintenance & Other Operating Expenses	-	-	-	-	-	-	466,980,856.90	-	271,366,143.10
Capital Outlays	-	-	-	-	-	-	-	-	-
TB Control	-	20,890,900.00	-	-	20,890,900.00	-	836,279,204.60	-	2,958,895.40
Personnel Services	-	-	-	-	-	-	-	-	-
Maintenance & Other Operating Expenses	-	20,890,900.00	-	-	20,890,900.00	-	836,279,204.60	-	2,958,895.40
Capital Outlays	-	-	-	-	-	-	-	-	-
Assistance to Philippine Tuberculosis	-	-	-	-	-	-	-	-	-
Personnel Services	-	-	-	-	-	-	-	-	-
Maintenance & Other Operating Expenses	-	-	-	-	-	-	-	-	-
Capital Outlays	-	-	-	-	-	-	-	-	-
NON COMMUNICABLE DISEASES SUB-PROGRAM									
Prevention and Control of Non-Communicable Diseases	-	-	-	-	-	50,000,000.00	500,508,907.00	-	55,204,093.00
Personnel Services	-	-	-	-	-	-	-	-	-
Maintenance & Other Operating Expenses	-	-	-	-	-	50,000,000.00	500,508,907.00	-	55,204,093.00
Capital Outlays	-	-	-	-	-	-	-	-	-
EPIDEMIOLOGY AND SURVEILLANCE PROGRAM									
Epidemiology and Surveillance	11,671,783.78	34,429,461.37	-	-	46,101,245.15	-	194,244,378.94	6,262.21	22,645,113.70
Personnel Services	4,130,142.95	6,806,165.88	-	-	10,936,308.83	-	4,735,428.96	6,262.21	0.00
Maintenance & Other Operating Expenses	7,541,640.83	27,623,295.49	-	-	35,164,936.32	-	189,508,949.98	-	22,645,113.70
Capital Outlays	-	-	-	-	-	-	-	-	-
HEALTH EMERGENCY MANAGEMENT PROGRAM									
Health Emergency Preparedness and Response	10,658,316.67	16,174,286.71	-	-	26,832,603.38	-	209,618,206.84	-	34,264,189.78
Personnel Services	4,671,848.90	3,008,151.10	-	-	7,680,000.00	-	-	-	-
Maintenance & Other Operating Expenses	5,986,467.77	13,166,135.61	-	-	19,152,603.38	-	209,618,206.84	-	34,264,189.78
Capital Outlays	-	-	-	-	-	-	-	-	-

PROGRAM/ACTIVITY/PROJECT	TOTAL DISBURSEMENT				TOTAL (REGULAR FUND)	Unreleased Appropriation	Unobligated Allotment	UNPAID OBLIGATION	
	1st Qtr ending March 31	2nd Qtr ending June 30	3rd Qtr ending Sept. 30	4th Qtr ending Dec 31				Due and Demandable	Not Yet Due and Demandable
Quick Response Fund	-	-	-	-	-	-	-	-	-
Personnel Services	-	-	-	-	-	500,000,000.00	-	-	-
Maintenance & Other Operating Expenses	-	-	-	-	-	200,000,000.00	-	-	-
Capital Outlays	-	-	-	-	-	300,000,000.00	-	-	-
SUB-TOTAL, 00 : ACCESS TO PROMOTIVE AND PREVENT	573,792,844.71	1,305,238,610.48	-	-	1,879,031,455.19	23,414,036,000.00	17,692,815,968.81	389,935.88	1,635,140,640.12
PREXC 00 : ACCESS TO CURATIVE AND REHABILITATIVE									
HEALTH FACILITIES OPERATION PROGRAM									
CURATIVE HEALTH CARE SUB-PROGRAM									
Operation of Blood Centers and National Voluntary Blood Service	12,124,415.92	17,507,191.42	-	-	29,631,607.34	-	378,187,480.27	-	122,086,902.39
Personnel Services	561,712.26	902,400.42	-	-	1,464,112.68	-	5,458,887.32	-	-
Maintenance & Other Operating Expenses	11,562,703.66	16,604,791.00	-	-	28,167,494.66	-	372,738,602.95	-	122,086,902.39
Capital Outlays	-	-	-	-	-	-	-	-	-
Operation of DOH Hospitals in Metro Manila (MM)	1,797,164,919.58	2,767,559,174.92	-	-	4,564,724,094.50	-	3,524,487,570.88	-	493,316,334.62
Personnel Services	1,682,173,888.81	2,589,472,497.46	-	-	4,271,646,386.27	-	2,906,897,803.64	-	130,222,830.09
Maintenance & Other Operating Expenses	114,991,030.77	178,086,677.46	-	-	293,077,728.23	-	597,599,767.24	-	363,093,504.53
Capital Outlays	-	-	-	-	-	-	20,000,000.00	-	-
Operation of DOH Regional Hospitals and Other Health Facilities	4,248,679,096.86	5,955,071,374.31	-	-	10,203,750,471.17	-	6,727,047,352.79	-	1,910,312,176.04
Personnel Services	4,001,323,888.57	5,501,620,124.14	-	-	9,502,944,012.71	-	8,371,655,470.26	-	1,434,899,517.03
Maintenance & Other Operating Expenses	247,355,208.29	453,451,250.17	-	-	700,806,458.46	-	1,355,391,882.53	-	475,412,659.02
Capital Outlays	-	-	-	-	-	-	20,000,000.00	-	-
Operation of National Reference Laboratories	8,244,535.98	22,230,062.51	-	-	30,474,598.49	-	224,419,752.48	-	52,322,649.03
Personnel Services	-	-	-	-	-	-	-	-	-
Maintenance & Other Operating Expenses	8,244,535.98	22,230,062.51	-	-	30,474,598.49	-	224,419,752.48	-	52,322,649.03
Capital Outlays	-	-	-	-	-	-	-	-	-
REHABILITATIVE HEALTH CARE SUB-PROGRAM									
Operation of Dangerous Drug Abuse Treatment and Rehabilitation	190,990,243.24	188,602,606.94	-	-	379,592,850.18	79,000,000.00	707,242,361.44	-	69,478,788.38
Personnel Services	123,782,765.48	142,624,989.43	-	-	266,407,754.91	29,000,000.00	237,417,183.54	-	40,251,051.55
Maintenance & Other Operating Expenses	67,207,477.76	45,977,617.51	-	-	113,185,095.27	41,304,000.00	469,825,167.90	-	29,227,736.83
Capital Outlays	-	-	-	-	-	8,696,000.00	-	-	-
SUB-TOTAL, 00 : ACCESS TO CURATIVE AND REHABILITATIVE	6,257,203,211.58	8,950,970,410.10	-	-	15,208,173,621.68	79,000,000.00	14,561,394,527.86	-	2,647,516,850.46
PREXC 00 : ACCESS TO SAFE AND QUALITY HEALTH COM									
HEALTH REGULATORY PROGRAM									
HEALTH FACILITIES AND SERVICES REGULATION SUB-PR									
Regulations of Health Facilities and Services	11,318,569.49	17,411,164.29	-	-	28,729,733.69	-	52,591,459.86	19,678.44	1,340,136.01
Personnel Services	9,286,577.66	14,873,408.85	-	-	24,159,986.51	-	28,619,335.05	19,678.44	(0.00)
Maintenance & Other Operating Expenses	2,031,991.83	2,537,755.35	-	-	4,569,737.18	-	23,972,124.81	-	1,349,138.01
Capital Outlays	-	-	-	-	-	-	-	-	-
Regulation of Regional Health Facilities and Services	45,227,495.80	73,907,883.79	-	-	119,135,389.59	-	132,472,907.47	-	10,659,702.94
Personnel Services	34,940,522.01	56,147,444.78	-	-	91,087,966.79	-	85,683,886.22	-	524,146.99
Maintenance & Other Operating Expenses	10,286,973.79	17,760,449.01	-	-	28,047,422.80	-	46,789,021.25	-	10,135,555.95
Capital Outlays	-	-	-	-	-	-	-	-	-
CONSUMER HEALTH AND WELFARE SUB-PROGRAM									
Regulation of Health Products and Establishments	83,780,393.80	136,290,020.85	-	-	220,070,414.65	-	94,989,408.49	-	3,985,176.86
Personnel Services	83,780,393.80	136,290,020.85	-	-	220,070,414.65	-	94,989,408.49	-	3,985,176.86
Maintenance & Other Operating Expenses	-	-	-	-	-	-	-	-	-
Capital Outlays	-	-	-	-	-	-	-	-	-

PROGRAM/ACTIVITY/PROJECT	TOTAL DISBURSEMENT					BALANCES			
	1st Qtr ending March 31	2nd Qtr ending June 30	3rd Qtr ending Sept. 30	4th Qtr ending Dec. 31	TOTAL (REGULAR FUND)	Unreleased Appropriation	Unobligated Allotment	UNPAID OBLIGATION	
								Due and Demandable	Not Yet Due and Demandable
ROUTINE QUARANTINE SERVICES SUB-PROGRAM									
Provision of Quarantine Services and International Health Surveil	15,137,944.65	55,151,245.00	-	-	70,289,189.65	-	69,690,516.12	-	12,601,294.23
Personnel Services	15,137,944.65	55,151,245.00	-	-	70,289,189.65	-	69,690,516.12	-	12,601,294.23
Maintenance & Other Operating Expenses	-	-	-	-	-	-	-	-	-
Capital Outlays	-	-	-	-	-	-	-	-	-
SUB-TOTAL, 00: ACCESS TO SAFE AND QUALITY HEALTH	15,137,944.65	55,151,245.00	-	-	70,289,189.65	-	69,690,516.12	-	12,601,294.23
PREXC 00: ACCESS TO SOCIAL HEALTH PROTECTION AS SOCIAL HEALTH PROTECTION PROGRAM									
PROJECTS									
LOCALLY - FUNDED PROJECTS									
Assistance to Indigent Patients either confined or out patient s in	36,369,152.07	628,322,174.68	-	-	664,691,326.75	3,747,849,000.00	4,671,843,370.98	-	297,426,302.27
Personnel Services	36,369,152.07	628,322,174.68	-	-	664,691,326.75	3,747,849,000.00	4,671,843,370.98	-	297,426,302.27
Maintenance & Other Operating Expenses	-	-	-	-	-	-	-	-	-
Capital Outlays	-	-	-	-	-	-	-	-	-
SUB-TOTAL, 00: ACCESS TO SOCIAL HEALTH PROTECTION	36,369,152.07	628,322,174.68	-	-	664,691,326.75	3,747,849,000.00	4,671,843,370.98	-	297,426,302.27
TOTAL OPERATIONS	7,022,629,612.10	11,167,291,509.09	-	-	18,190,121,121.20	27,240,885,000.00	37,275,798,159.59	409,614.32	4,311,252,802.63
TOTAL NEW APPROPRIATIONS	7,377,130,434.44	11,775,679,707.01	-	-	19,152,710,141.45	34,173,422,163.00	38,321,988,766.82	727,358.48	5,004,804,570.45
PS	6,458,885,526.59	9,379,345,958.99	-	-	15,838,231,485.58	11,758,537,163.00	13,591,049,914.86	727,358.48	1,647,414,078.08
MOOE	918,244,907.85	2,396,233,748.02	-	-	3,314,478,655.87	6,556,870,000.00	25,100,350,143.78	-	3,045,148,200.35
CO	-	-	-	-	-	15,878,015,000.00	630,568,707.98	-	312,242,292.02
II. AUTOMATIC APPROPRIATION									
Retirement and Life Insurance Premium	481,846,298.86	618,782,873.99	-	-	1,100,629,172.85	-	1,333,288,302.22	-	177,261,361.03
Personnel Services	481,846,298.86	618,782,873.99	-	-	1,100,629,172.85	-	1,333,288,302.22	-	177,261,361.03
Maintenance & Other Operating Expenses	-	-	-	-	-	-	-	-	-
Capital Outlays	-	-	-	-	-	-	-	-	-
Custom and Duties and Taxes	-	-	-	-	-	-	-	-	-
Personnel Services	-	-	-	-	-	-	0.88	-	93,979,347.12
Maintenance & Other Operating Expenses	-	-	-	-	-	-	-	-	-
Capital Outlays	-	-	-	-	-	-	0.88	-	93,979,347.12
Franchise Tax	-	-	-	-	-	-	-	-	-
Personnel Services	-	-	-	-	-	29,420,000.00	-	-	-
Maintenance & Other Operating Expenses	-	-	-	-	-	-	-	-	-
Capital Outlays	-	-	-	-	-	29,420,000.00	-	-	-
Illegal Drugs	-	-	-	-	-	-	-	-	-
Personnel Services	-	-	-	-	-	-	-	-	-
Maintenance & Other Operating Expenses	-	-	-	-	-	-	-	-	-
Capital Outlays	-	-	-	-	-	-	-	-	-
Regulation of Health Establishments and Products	52,771,060.15	59,970,548.19	-	-	112,741,608.34	-	253,883,906.41	-	14,839,485.25
Personnel Services	52,771,060.15	59,970,548.19	-	-	112,741,608.34	-	253,883,906.41	-	14,839,485.25
Maintenance & Other Operating Expenses	-	-	-	-	-	-	-	-	-
Capital Outlays	-	-	-	-	-	-	-	-	-
Provision of Quarantine Services and International Health S	5,477,071.00	28,641,730.94	-	-	34,118,801.94	-	22,435,056.24	-	10,894,141.82
Personnel Services	5,477,071.00	28,641,730.94	-	-	34,118,801.94	-	22,435,056.24	-	10,894,141.82
Maintenance & Other Operating Expenses	-	-	-	-	-	-	-	-	-
Capital Outlays	-	-	-	-	-	-	-	-	-
Health Sector Policy Support Program - Phase II EU (DOH -A	-	-	-	-	-	-	-	-	-
Personnel Services	-	-	-	-	-	-	-	-	-

PROGRAM/ACTIVITY/PROJECT	TOTAL DISBURSEMENT					BALANCES		
	1st Qtr ending March 31	2nd Qtr ending June 30	3rd Qtr ending Sept. 30	4th Qtr ending Dec. 31	TOTAL (REGULAR FUND)	Unreleased Appropriation	Unobligated Allotment	UNPAID OBLIGATION Due and Demandable Not Yet Due and Demandable
Maintenance & Other Operating Expenses	-	-	-	-	-	-	-	-
Capital Outlays	-	-	-	-	-	-	-	-
SUB-TOTAL AUTOMATIC APPROPRIATION	540,094,430.01	707,395,153.12	-	-	1,247,489,583.13	29,420,000.00	1,609,607,265.75	296,974,335.22
PS	481,846,298.86	618,782,873.99	-	-	1,100,629,172.85	-	1,333,288,302.22	177,281,361.03
MOOE	58,248,131.15	89,612,279.13	-	-	148,860,410.28	29,420,000.00	267,688,963.53	119,712,974.19
CO	-	-	-	-	-	-	8,650,000.00	-
III. SPECIAL PURPOSE FUND								
Pension and Graduity Fund	67,466,105.25	108,199,210.51	-	-	175,665,315.76	-	13,304,466.26	277,848.26
Personnel Services	67,466,105.25	108,199,210.51	-	-	175,665,315.76	-	13,304,466.26	277,848.26
Maintenance & Other Operating Expenses	-	-	-	-	-	-	-	-
Capital Outlays	-	-	-	-	-	-	-	-
Miscellaneous Personnel Benefits Fund	1,099,386.46	4,147,572.59	-	-	5,246,959.05	-	343,551,215.65	72,345,557.33
Personnel Services	1,099,386.46	4,147,572.59	-	-	5,246,959.05	-	343,551,215.65	72,345,557.33
Maintenance & Other Operating Expenses	-	-	-	-	-	-	-	-
Capital Outlays	-	-	-	-	-	-	-	-
International Commitment Fund	-	-	-	-	-	-	-	-
Personnel Services	-	-	-	-	-	-	-	-
Maintenance & Other Operating Expenses	-	-	-	-	-	-	-	-
Capital Outlays	-	-	-	-	-	-	-	-
E-Government Fund	-	-	-	-	-	-	-	-
Personnel Services	-	-	-	-	-	-	-	-
Maintenance & Other Operating Expenses	-	-	-	-	-	-	-	-
Capital Outlays	-	-	-	-	-	-	-	-
Contingent Fund	-	-	-	-	-	-	-	-
Personnel Services	-	-	-	-	-	-	-	-
Maintenance & Other Operating Expenses	-	-	-	-	-	-	-	-
Capital Outlays	-	-	-	-	-	-	-	-
Calamity Funds	-	-	-	-	-	-	-	-
Personnel Services	-	-	-	-	-	-	-	-
Maintenance & Other Operating Expenses	-	-	-	-	-	-	-	-
Capital Outlays	-	-	-	-	-	-	-	-
SUB-TOTAL SPECIAL PURPOSE	88,565,917.71	112,346,783.10	-	-	190,912,700.81	-	356,855,681.91	277,848.26
PS	68,565,491.71	112,346,783.10	-	-	180,912,274.81	-	356,855,681.91	87,581,034.05
MOOE	-	-	-	-	-	-	-	-
CO	-	-	-	-	-	-	-	-
GRAND TOTAL (CURRENT YEAR 2019)	7,985,790,356.17	12,595,321,843.23	-	-	20,581,111,999.39	34,202,842,163.00	41,288,431,714.28	5,389,339,939.72
PS	7,009,297,317.17	10,110,473,616.07	-	-	17,119,772,933.24	11,758,537,163.00	15,281,193,898.99	1,912,236,473.16
MOOE	976,493,039.00	2,484,846,027.15	-	-	3,461,339,066.15	6,566,290,000.00	25,368,019,107.31	3,164,861,174.54
CO	-	-	-	-	-	15,878,015,000.00	639,218,707.98	312,242,292.02
FE	-	-	-	-	-	-	-	-
I CONTINUING APPROPRIATIONS								
A. PROGRAMS								
I. GENERAL ADMINISTRATION AND SUPPORT								
General Management and Supervision	3,379,349.31	4,150,431.10	-	-	7,529,780.41	-	4,161,252.70	2,073,140.47
Personnel Services	-	-	-	-	-	-	-	-
Maintenance & Other Operating Expenses	3,379,349.31	4,150,431.10	-	-	7,529,780.41	-	4,161,252.70	2,073,140.47
Capital Outlays	-	-	-	-	-	-	-	-

PROGRAM/ACTIVITY/PROJECT	TOTAL DISBURSEMENT					BALANCES			
	1st Qtr ending March 31	2nd Qtr ending June 30	3rd Qtr ending Sept. 30	4th Qtr ending Dec. 31	TOTAL (REGULAR FUND)	Unreleased Appropriation	Unobligated Allotment	UNPAID OBLIGATION	
								Due and Demandable	Not Yet Due and Demandable
Administration of Personnel Benefits	-	-	-	-	-	-	-	-	-
Personnel Services	-	-	-	-	-	-	-	-	-
Maintenance & Other Operating Expenses	-	-	-	-	-	-	-	-	-
Capital Outlays	-	-	-	-	-	-	-	-	-
TOTAL GASS	3,379,349.31	4,150,431.10	-	-	7,529,780.41	-	4,161,252.70	-	2,073,140.47
II. SUPPORT TO OPERATIONS									
Health Information Technology	1,096,753.19	1,446,646.83	-	-	2,543,400.02	-	150,576,228.66	-	6,257,544.83
Personnel Services	-	-	-	-	-	-	-	-	-
Maintenance & Other Operating Expenses	1,096,064.69	1,294,672.83	-	-	2,390,737.52	-	64,245,288.12	-	714,179.89
Capital Outlays	688.50	151,974.00	-	-	152,662.50	-	86,330,940.73	-	5,543,364.94
Operations of Regional Offices	979,791.13	3,226,545.54	-	-	4,206,336.67	-	4,575,070.38	-	229,876.95
Personnel Services	-	-	-	-	-	-	-	-	-
Maintenance & Other Operating Expenses	979,791.13	3,226,545.54	-	-	4,206,336.67	-	4,575,070.38	-	229,876.95
Capital Outlays	-	-	-	-	-	-	-	-	-
TOTAL STO	2,076,544.32	4,673,192.37	-	-	6,749,736.69	-	155,151,299.23	-	6,487,421.78
III. OPERATIONS									
PREXC OO : ACCESS TO PROMOTIVE AND PREVENTIVE H	-	-	-	-	-	-	-	-	-
HEALTH POLICY AND STANDARDS DEVELOPMENT PROGR	-	-	-	-	-	-	-	-	-
International Health Policy Development and Cooperation	31,502.37	2,446,624.52	-	-	2,478,126.89	-	3,471,171.50	-	338,317.18
Personnel Services	-	-	-	-	-	-	-	-	-
Maintenance & Other Operating Expenses	31,502.37	2,446,624.52	-	-	2,478,126.89	-	3,471,171.50	-	338,317.18
Capital Outlays	-	-	-	-	-	-	-	-	-
Health Sector Policy and Plan Development	160,890.10	47,860.35	-	-	208,740.45	-	584,974.61	-	74,322.83
Personnel Services	-	-	-	-	-	-	-	-	-
Maintenance & Other Operating Expenses	160,890.10	47,860.35	-	-	208,740.45	-	584,974.61	-	74,322.83
Capital Outlays	-	-	-	-	-	-	-	-	-
Health Sector Research Development	86,000.96	106,616.42	-	-	192,617.38	-	2,103,786.16	-	479,511.74
Personnel Services	-	-	-	-	-	-	-	-	-
Maintenance & Other Operating Expenses	86,000.96	106,616.42	-	-	192,617.38	-	2,103,786.16	-	479,511.74
Capital Outlays	-	-	-	-	-	-	-	-	-
HEALTH SYSTEMS STRENGTHENING PROGRAM									
SERVICE DELIVERY SUB-PROGRAM									
Health Facility Policy and Plan Development	2,394,811.94	4,013,159.58	-	-	6,407,971.52	-	11,314,203.36	-	5,931,900.31
Personnel Services	-	-	-	-	-	-	-	-	-
Maintenance & Other Operating Expenses	2,394,811.94	4,013,159.58	-	-	6,407,971.52	-	11,314,203.36	-	5,931,900.31
Capital Outlays	-	-	-	-	-	-	-	-	-
Health Facilities Enhancement Program	5,761,394.77	24,698,729.63	-	-	30,460,124.40	179,095.00	1,620,250,261.26	-	332,171,089.46
Personnel Services	-	-	-	-	-	-	-	-	-
Maintenance & Other Operating Expenses	5,761,394.77	24,698,729.63	-	-	30,460,124.40	179,095.00	1,620,250,261.26	-	332,171,089.46
Capital Outlays	-	-	-	-	-	-	-	-	-
Local Health Systems Development and Assistance	6,200,533.08	7,526,698.86	-	-	13,727,231.94	-	16,965,754.07	-	7,069,277.39
Personnel Services	-	-	-	-	-	-	-	-	-
Maintenance & Other Operating Expenses	6,200,533.08	7,526,698.86	-	-	13,727,231.94	-	16,965,754.07	-	7,069,277.39
Capital Outlays	-	-	-	-	-	-	-	-	-
Pharmaceutical Management	1,120,654.44	951,041.15	-	-	2,071,695.59	-	18,078,242.26	-	434,089.01
Personnel Services	-	-	-	-	-	-	-	-	-

PROGRAM/ACTIVITY/PROJECT	TOTAL DISBURSEMENT				TOTAL (REGULAR FUND)	Unreleased Appropriation	Unobligated Allotment	UNPAID OBLIGATION	
	1st Qtr ending March 31	2nd Qtr ending June 30	3rd Qtr ending Sept. 30	4th Qtr ending Dec. 31				Due and Demandable	Not Yet Due and Demandable
Maintenance & Other Operating Expenses	1,120,654.44	951,041.15	-	-	2,071,695.59	-	18,078,242.26	-	434,089.01
Capital Outlays	-	-	-	-	-	-	-	-	-
HEALTH HUMAN RESOURCE SUB-PROGRAM									
Human Resource for Health (HRH) Deployment	94,406,229.04	99,975,541.14	-	-	194,381,770.18	-	18,362,766.70	-	6,497,925.84
Personnel Services	-	-	-	-	-	-	-	-	-
Maintenance & Other Operating Expenses	94,406,229.04	99,975,541.14	-	-	194,381,770.18	-	18,362,766.70	-	6,497,925.84
Capital Outlays	-	-	-	-	-	-	-	-	-
Human Resources for Health (HRH) and Institutional Capacity Mgmt	2,725,104.45	2,168,561.56	-	-	4,893,666.04	-	10,114,373.94	-	5,046,856.98
Personnel Services	-	-	-	-	-	-	-	-	-
Maintenance & Other Operating Expenses	2,725,104.45	2,168,561.56	-	-	4,893,666.04	-	10,114,373.94	-	5,046,856.98
Capital Outlays	-	-	-	-	-	-	-	-	-
HEALTH PROMOTION SUB-PROGRAM									
Health Promotion	450,500.28	692,967.22	-	-	1,143,467.50	-	20,837,106.82	-	14,169,435.82
Personnel Services	-	-	-	-	-	-	-	-	-
Maintenance & Other Operating Expenses	450,500.28	692,967.22	-	-	1,143,467.50	-	20,837,106.82	-	14,169,435.82
Capital Outlays	-	-	-	-	-	-	-	-	-
PUBLIC HEALTH PROGRAM									
PUBLIC HEALTH MANAGEMENT SUB-PROGRAM									
Public Health Management	20,293,704.05	38,169,963.87	-	-	58,463,667.92	-	151,667,854.87	-	34,422,235.08
Personnel Services	-	-	-	-	-	-	-	-	-
Maintenance & Other Operating Expenses	20,293,704.05	38,169,963.87	-	-	58,463,667.92	-	151,667,854.87	-	34,422,235.08
Capital Outlays	-	-	-	-	-	-	-	-	-
Operation of PNAC Secretariat	-	16,574.56	-	-	16,574.56	-	87,262.87	-	75,702.18
Personnel Services	-	-	-	-	-	-	-	-	-
Maintenance & Other Operating Expenses	-	16,574.56	-	-	16,574.56	-	87,262.87	-	75,702.18
Capital Outlays	-	-	-	-	-	-	-	-	-
ENVIRONMENTAL AND OCCUPATIONAL HEALTH SUB-PROGRAM									
Environmental and Occupational Health	-	-	-	-	-	-	120,172.06	-	-
Personnel Services	-	-	-	-	-	-	-	-	-
Maintenance & Other Operating Expenses	-	-	-	-	-	-	-	-	-
Capital Outlays	-	-	-	-	-	-	120,172.06	-	-
NATIONAL IMMUNIZATION SUB-PROGRAM									
National Immunization	57,498,728.30	20,753,500.37	-	-	78,252,228.67	-	19,850,185.27	-	44,756,359.15
Personnel Services	-	-	-	-	-	-	-	-	-
Maintenance & Other Operating Expenses	57,498,728.30	20,753,500.37	-	-	78,252,228.67	-	19,850,185.27	-	44,756,359.15
Capital Outlays	-	-	-	-	-	-	-	-	-
FAMILY HEALTH SUB-PROGRAM									
Family Health, Nutrition and Responsible Parenting	584,977.43	1,481,276.49	-	-	2,066,253.92	-	1,307,937,545.61	-	20,249,016.16
Personnel Services	-	-	-	-	-	-	-	-	-
Maintenance & Other Operating Expenses	584,977.43	1,481,276.49	-	-	2,066,253.92	-	1,307,937,545.61	-	20,249,016.16
Capital Outlays	-	-	-	-	-	-	-	-	-
ELIMINATION OF INFECTIOUS DISEASES PROGRAM									
Elimination of Disease such as Malaria, Schistosomiasis, Leprosy	-	-	-	-	-	-	36,629,846.78	-	-
Personnel Services	-	-	-	-	-	-	-	-	-
Maintenance & Other Operating Expenses	-	-	-	-	-	-	-	-	-
Capital Outlays	-	-	-	-	-	-	36,629,846.78	-	-

PROGRAM/ACTIVITY/PROJECT	TOTAL DISBURSEMENT				TOTAL (REGULAR FUND)	Unreleased Appropriation	Unobligated Allotment	UNPAID OBLIGATION	
	1st Qtr ending March 31	2nd Qtr ending June 30	3rd Qtr ending Sept. 30	4th Qtr ending Dec. 31				Due and Demandable	Not Yet Due and Demandable
Rabies Control	-	20,480.00	-	-	20,480.00	-	264,493,913.92	-	7,132,908.00
Personnel Services	-	-	-	-	-	-	-	-	-
Maintenance & Other Operating Expenses	-	20,480.00	-	-	20,480.00	-	264,493,913.92	-	7,132,908.00
Capital Outlays	-	-	-	-	-	-	-	-	-
PREVENTION AND CONTROL OF INFECTIOUS DISEASES S									
Prevention and Control of Other Infectious Disease	-	229.92	-	-	229.92	-	259,118,800.13	-	528,378.26
Personnel Services	-	-	-	-	-	-	-	-	-
Maintenance & Other Operating Expenses	-	229.92	-	-	229.92	-	259,118,800.13	-	528,378.26
Capital Outlays	-	-	-	-	-	-	-	-	-
TB Control	-	43,112,544.50	-	-	43,112,544.50	-	254,760,938.59	-	5,106,516.91
Personnel Services	-	-	-	-	-	-	-	-	-
Maintenance & Other Operating Expenses	-	43,112,544.50	-	-	43,112,544.50	-	254,760,938.59	-	5,106,516.91
Capital Outlays	-	-	-	-	-	-	-	-	-
Assistance to Philippine Tuberculosis	-	-	-	-	-	-	-	-	-
Personnel Services	-	-	-	-	-	-	-	-	-
Maintenance & Other Operating Expenses	-	-	-	-	-	-	-	-	-
Capital Outlays	-	-	-	-	-	-	-	-	-
NON COMMUNICABLE DISEASES SUB-PROGRAM									
Prevention and Control of Non-Communicable Diseases	-	-	-	-	-	50,000,000.00	3,566,044.51	-	1,913,924.50
Personnel Services	-	-	-	-	-	-	-	-	-
Maintenance & Other Operating Expenses	-	-	-	-	-	50,000,000.00	3,566,044.51	-	1,913,924.50
Capital Outlays	-	-	-	-	-	-	-	-	-
EPIDEMIOLOGY AND SURVEILLANCE PROGRAM									
Epidemiology and Surveillance	163,156.36	321,070.85	-	-	484,226.21	-	4,363,698.42	-	435,545.65
Personnel Services	-	-	-	-	-	-	-	-	-
Maintenance & Other Operating Expenses	163,156.36	321,070.85	-	-	484,226.21	-	4,363,698.42	-	435,545.65
Capital Outlays	-	-	-	-	-	-	-	-	-
HEALTH EMERGENCY MANAGEMENT PROGRAM									
Health Emergency Preparedness and Response	747,974.10	3,270,994.89	-	-	4,018,968.99	-	29,195,594.03	-	2,801,515.37
Personnel Services	-	-	-	-	-	-	-	-	-
Maintenance & Other Operating Expenses	747,974.10	3,270,994.89	-	-	4,018,968.99	-	29,195,594.03	-	2,801,515.37
Capital Outlays	-	-	-	-	-	-	-	-	-
Quick Response Fund	897,075.00	9,403,885.36	-	-	10,300,960.36	-	272,410,851.26	-	9,893,611.53
Personnel Services	-	-	-	-	-	-	-	-	-
Maintenance & Other Operating Expenses	897,075.00	9,403,885.36	-	-	10,300,960.36	-	272,410,851.26	-	9,893,611.53
Capital Outlays	-	-	-	-	-	-	-	-	-
SUB-TOTAL, 00 : ACCESS TO PROMOTIVE AND PREVENT	193,523,225.67	259,178,321.27	-	-	452,701,546.94	50,179,095.00	4,326,285,351.02	-	499,526,439.35
PREXC 00 : ACCESS TO CURATIVE AND REHABILITATIVE									
HEALTH FACILITIES OPERATION PROGRAM									
CURATIVE HEALTH CARE SUB-PROGRAM									
Operation of Blood Centers and National Voluntary Blood Service	2,269,084.38	3,010,053.53	-	-	5,279,137.91	-	4,403,169.71	-	1,190,211.76
Personnel Services	-	-	-	-	-	-	-	-	-
Maintenance & Other Operating Expenses	2,269,084.38	3,010,053.53	-	-	5,279,137.91	-	4,403,169.71	-	1,190,211.76
Capital Outlays	-	-	-	-	-	-	-	-	-
Operation of DOH Hospitals in Metro Manila (MMV)	672,338.40	2,401,801.89	-	-	3,074,140.29	-	6,714,998.92	-	2,399,726.03
Personnel Services	-	-	-	-	-	-	-	-	-
Maintenance & Other Operating Expenses	672,338.40	2,401,801.89	-	-	3,074,140.29	-	6,714,998.92	-	2,399,726.03
Capital Outlays	-	-	-	-	-	-	-	-	-

PROGRAM/ACTIVITY/PROJECT	TOTAL DISBURSEMENT				TOTAL (REGULAR FUND)	Unreleased Appropriation	Unobligated Allotment	UNPAID OBLIGATION	
	1st Qtr ending March 31	2nd Qtr ending June 30	3rd Qtr ending Sept. 30	4th Qtr ending Dec. 31				Due and Demandable	Not Yet Due and Demandable
Maintenance & Other Operating Expenses	672,338.40	2,401,801.89	-	-	3,074,140.29	-	6,714,998.92	-	2,399,726.03
Capital Outlays	-	-	-	-	-	-	-	-	-
Operation of DOH Regional Hospitals and Other Health Facilities	2,077,326.66	865,428.91	-	-	2,942,755.57	-	6,266,076.04	-	1,366,113.38
Personnel Services	-	-	-	-	-	-	-	-	-
Maintenance & Other Operating Expenses	2,077,326.66	865,428.91	-	-	2,942,755.57	-	6,266,076.04	-	1,366,113.38
Capital Outlays	-	-	-	-	-	-	-	-	-
Operation of National Reference Laboratories	2,828,622.56	1,413,800.31	-	-	4,242,422.87	-	48,389,746.06	-	7,622,187.22
Personnel Services	-	-	-	-	-	-	-	-	-
Maintenance & Other Operating Expenses	2,828,622.56	1,413,800.31	-	-	4,242,422.87	-	48,389,746.06	-	7,622,187.22
Capital Outlays	-	-	-	-	-	-	-	-	-
REHABILITATIVE HEALTH CARE SUB-PROGRAM	-	-	-	-	-	-	-	-	-
Operation of Dangerous Drug Abuse Treatment and Rehabilitation	11,022,301.45	16,280,684.73	-	-	27,302,986.18	-	18,727,588.03	-	5,195,030.78
Personnel Services	-	-	-	-	-	-	-	-	-
Maintenance & Other Operating Expenses	11,000,301.45	16,251,384.73	-	-	27,251,686.18	-	12,710,188.62	-	5,143,930.78
Capital Outlays	22,000.00	29,300.00	-	-	51,300.00	-	6,017,409.41	-	51,100.00
SUB-TOTAL, 00: ACCESS TO CURATIVE AND REHABILITATIVE HEALTH CARE SUB-PROGRAM	18,869,673.65	23,971,769.37	-	-	42,841,443.02	-	84,501,588.76	-	17,773,269.17
PREXC 00: ACCESS TO SAFE AND QUALITY HEALTH CARE SUB-PROGRAM	-	-	-	-	-	-	-	-	-
HEALTH REGULATORY PROGRAM	-	-	-	-	-	-	-	-	-
HEALTH FACILITIES AND SERVICES REGULATION SUB-PROGRAM	-	-	-	-	-	-	-	-	-
Regulations of Health Facilities and Services	5,294.00	23,462.44	-	-	28,756.44	-	0.00	-	27,123.83
Personnel Services	-	-	-	-	-	-	-	-	-
Maintenance & Other Operating Expenses	5,294.00	23,462.44	-	-	28,756.44	-	0.00	-	27,123.83
Capital Outlays	-	-	-	-	-	-	-	-	-
Regulation of Regional Health Facilities and Services	909,135.44	709,068.74	-	-	1,618,204.18	-	4,859,667.23	-	891,136.20
Personnel Services	-	-	-	-	-	-	-	-	-
Maintenance & Other Operating Expenses	909,135.44	709,068.74	-	-	1,618,204.18	-	4,859,667.23	-	891,136.20
Capital Outlays	-	-	-	-	-	-	-	-	-
CONSUMER HEALTH AND WELFARE SUB-PROGRAM	-	-	-	-	-	-	-	-	-
Regulation of Health Products and Establishments	-	-	-	-	-	-	-	-	-
Personnel Services	-	-	-	-	-	-	-	-	-
Maintenance & Other Operating Expenses	-	-	-	-	-	-	-	-	-
Capital Outlays	-	-	-	-	-	-	-	-	-
ROUTINE QUARANTINE SERVICES SUB-PROGRAM	-	-	-	-	-	-	-	-	-
Provision of Quarantine Services and International Health Surveil	-	-	-	-	-	-	-	-	-
Personnel Services	-	-	-	-	-	-	-	-	-
Maintenance & Other Operating Expenses	-	-	-	-	-	-	-	-	-
Capital Outlays	-	-	-	-	-	-	-	-	-
SUB-TOTAL, 00: ACCESS TO SAFE AND QUALITY HEALTH CARE SUB-PROGRAM	914,429.44	732,531.18	-	-	1,646,960.62	-	4,859,667.23	-	918,260.03
PREXC 00: ACCESS TO SOCIAL HEALTH PROTECTION AND SOCIAL HEALTH PROTECTION PROGRAM	-	-	-	-	-	-	-	-	-
PROJECTS	-	-	-	-	-	-	-	-	-
LOCALLY - FUNDED PROJECTS	-	-	-	-	-	-	-	-	-
Assistance to Indigent Patients either confined or out patient s in	13,427,698.09	92,342,639.55	-	-	105,770,337.64	-	33,230,087.99	-	77,173,303.16
Personnel Services	-	-	-	-	-	-	-	-	-
Maintenance & Other Operating Expenses	13,427,698.09	92,342,639.55	-	-	105,770,337.64	-	33,230,087.99	-	77,173,303.16
Capital Outlays	-	-	-	-	-	-	-	-	-
SUB-TOTAL, 00: ACCESS TO SOCIAL HEALTH PROTECTION	13,427,698.09	92,342,639.55	-	-	105,770,337.64	-	33,230,087.99	-	77,173,303.16

PROGRAM/ACTIVITY/PROJECT	TOTAL DISBURSEMENT					BALANCES			
	1st Qtr ending March 31	2nd Qtr ending June 30	3rd Qtr ending Sept. 30	4th Qtr ending Dec. 31	TOTAL (REGULAR FUND)	Unreleased Appropriation	Unobligated Allotment	UNPAID OBLIGATION	
								Due and Demandable	Not Yet Due and Demandable
TOTAL OPERATIONS	226,735,026.85	376,225,261.37	-	-	602,960,288.22	50,179,095.00	4,448,876,695.00	-	518,217,968.55
TOTAL NEW APPROPRIATIONS	232,190,920.46	383,045,894.84	-	-	617,239,805.32	50,179,095.00	4,608,189,246.93	-	603,951,433.96
PS	-	-	-	-	-	-	-	-	-
MOOE	226,406,837.21	353,894,856.85	-	-	580,301,696.06	50,000,000.00	2,796,103,446.27	-	266,294,268.03
CO	5,784,083.27	31,154,025.99	-	-	36,938,109.26	179,095.00	1,810,085,800.66	-	347,657,165.93
II. AUTOMATIC APPROPRIATION									
Retirement and Life Insurance Premium	-	-	-	-	-	-	-	-	-
Personal Services	-	-	-	-	-	-	-	-	-
Maintenance & Other Operating Expenses	-	-	-	-	-	-	-	-	-
Capital Outlays	-	-	-	-	-	-	-	-	-
Custom and Duties and Taxes	-	-	-	-	-	-	-	-	-
Personal Services	-	-	-	-	-	-	-	-	-
Maintenance & Other Operating Expenses	-	-	-	-	-	-	-	-	-
Capital Outlays	-	-	-	-	-	-	-	-	-
Franchise Tax	-	-	-	-	-	-	-	-	-
Personal Services	-	-	-	-	-	-	-	-	-
Maintenance & Other Operating Expenses	-	-	-	-	-	-	-	-	-
Capital Outlays	-	-	-	-	-	-	-	-	-
Illegal Drugs	-	-	-	-	-	-	-	-	-
Personal Services	-	-	-	-	-	-	-	-	-
Maintenance & Other Operating Expenses	-	-	-	-	-	-	-	-	-
Capital Outlays	-	-	-	-	-	-	-	-	-
Regulation of Health Establishments and Products	-	-	-	-	-	-	-	-	-
Personal Services	-	-	-	-	-	-	-	-	-
Maintenance & Other Operating Expenses	-	-	-	-	-	-	-	-	-
Capital Outlays	-	-	-	-	-	-	-	-	-
Provision of Quarantine Services and International Health S	-	-	-	-	-	-	-	-	-
Personal Services	-	-	-	-	-	-	-	-	-
Maintenance & Other Operating Expenses	-	-	-	-	-	-	-	-	-
Capital Outlays	-	-	-	-	-	-	-	-	-
Health Sector Policy Support Program - Phase II EU (DQH -A	-	-	-	-	-	-	-	-	-
Personal Services	-	-	-	-	-	-	-	-	-
Maintenance & Other Operating Expenses	-	-	-	-	-	-	-	-	-
Capital Outlays	-	-	-	-	-	-	-	-	-
SUB-TOTAL, AUTOMATIC APPROPRIATION									
PS	-	-	-	-	-	-	-	-	-
MOOE	-	-	-	-	-	-	-	-	-
CO	-	-	-	-	-	-	-	-	-
III. SPECIAL PURPOSE FUND									
Pension and Graduity Fund	-	-	-	-	-	-	-	-	-
Personal Services	-	-	-	-	-	-	-	-	-
Maintenance & Other Operating Expenses	-	-	-	-	-	-	-	-	-
Capital Outlays	-	-	-	-	-	-	-	-	-
Miscellaneous Personnel Benefits Fund	-	-	-	-	-	-	-	-	-
Personal Services	-	-	-	-	-	-	-	-	-
Maintenance & Other Operating Expenses	-	-	-	-	-	-	-	-	-
Capital Outlays	-	-	-	-	-	-	-	-	-

PROGRAM/ACTIVITY/PROJECT	TOTAL DISBURSEMENT				BALANCES				
	1st Qtr ending March 31	2nd Qtr ending June 30	3rd Qtr ending Sept 30	4th Qtr ending Dec 31	TOTAL (REGULAR FUND)	Unreleased Appropriation	Unobligated Allotment	UNPAID OBLIGATION	
								Due and Demandable	Not Yet Due and Demandable
International Commitment Fund	-	-	-	-	-	-	-	-	-
Personnel Services	-	-	-	-	-	-	-	-	-
Maintenance & Other Operating Expenses	-	-	-	-	-	-	-	-	-
Capital Outlays	-	-	-	-	-	-	-	-	-
Government Fund	-	-	-	-	-	-	-	-	-
Personnel Services	-	-	-	-	-	-	-	-	-
Maintenance & Other Operating Expenses	-	-	-	-	-	-	-	-	-
Capital Outlays	-	-	-	-	-	-	-	-	-
Commitment Fund	81,777,447.00	184,442,962.76	-	-	266,220,409.76	-	25,782,183.80	-	207,997,406.44
Personnel Services	-	-	-	-	-	-	-	-	-
Maintenance & Other Operating Expenses	-	-	-	-	-	-	-	-	-
Capital Outlays	-	-	-	-	-	-	-	-	-
Contingency Funds	-	-	-	-	-	-	-	-	-
Personnel Services	-	-	-	-	-	-	-	-	-
Maintenance & Other Operating Expenses	-	-	-	-	-	-	-	-	-
Capital Outlays	-	-	-	-	-	-	-	-	-
Personnel Services	-	-	-	-	-	-	-	-	-
Maintenance & Other Operating Expenses	-	-	-	-	-	-	-	-	-
Capital Outlays	-	-	-	-	-	-	-	-	-
Personnel Services	-	-	-	-	-	-	-	-	-
Maintenance & Other Operating Expenses	-	-	-	-	-	-	-	-	-
Capital Outlays	-	-	-	-	-	-	-	-	-
Total (GOAL) FY 2013	81,777,447.00	184,442,962.76	-	-	266,220,409.76	25,782,183.80	207,997,406.44	-	-
Total (GOAL) FY 2014	33,968,567.48	59,914,474.50	-	-	93,883,041.98	2,924,654,300.00	244,850,500.00	-	-
Total (GOAL) FY 2015	30,814,524.24	59,937,421.83	-	-	90,751,946.07	2,924,654,300.00	244,850,500.00	-	-
Total (GOAL) FY 2016	24,498,877.24	21,524,925.00	-	-	46,023,802.24	2,924,654,300.00	244,850,500.00	-	-
Total (GOAL) FY 2017	10,621,322.24	15,524,925.00	-	-	26,146,247.24	2,924,654,300.00	244,850,500.00	-	-
Total (GOAL) FY 2018	5,724,925.00	10,621,322.24	-	-	16,346,247.24	2,924,654,300.00	244,850,500.00	-	-
Total (GOAL) FY 2019	2,924,925.00	5,724,925.00	-	-	8,649,850.00	2,924,654,300.00	244,850,500.00	-	-
Total (GOAL) FY 2020	1,924,925.00	4,724,925.00	-	-	6,649,850.00	2,924,654,300.00	244,850,500.00	-	-
Total (GOAL) FY 2021	1,024,925.00	3,724,925.00	-	-	4,749,850.00	2,924,654,300.00	244,850,500.00	-	-
Total (GOAL) FY 2022	1,024,925.00	3,724,925.00	-	-	4,749,850.00	2,924,654,300.00	244,850,500.00	-	-
Total (GOAL) FY 2023	1,024,925.00	3,724,925.00	-	-	4,749,850.00	2,924,654,300.00	244,850,500.00	-	-
Total (GOAL) FY 2024	1,024,925.00	3,724,925.00	-	-	4,749,850.00	2,924,654,300.00	244,850,500.00	-	-
Total (GOAL) FY 2025	1,024,925.00	3,724,925.00	-	-	4,749,850.00	2,924,654,300.00	244,850,500.00	-	-
Total (GOAL) FY 2026	1,024,925.00	3,724,925.00	-	-	4,749,850.00	2,924,654,300.00	244,850,500.00	-	-
Total (GOAL) FY 2027	1,024,925.00	3,724,925.00	-	-	4,749,850.00	2,924,654,300.00	244,850,500.00	-	-
Total (GOAL) FY 2028	1,024,925.00	3,724,925.00	-	-	4,749,850.00	2,924,654,300.00	244,850,500.00	-	-
Total (GOAL) FY 2029	1,024,925.00	3,724,925.00	-	-	4,749,850.00	2,924,654,300.00	244,850,500.00	-	-
Total (GOAL) FY 2030	1,024,925.00	3,724,925.00	-	-	4,749,850.00	2,924,654,300.00	244,850,500.00	-	-

Certified Correct: *MA* AGNES D. MARFORI
 IC, BUDGET DIVISION
 Certified Correct: *LR* LORICA RABAGO, CPA, MM
 CHIEF ACCOUNTANT
 Recommending Approval: *RL* ROJENA C. LORA, CPA, MM
 OIC, DIRECTOR IV
 FINANCIAL AND MANAGEMENT SERVICE
 Approved By: *RP* ROGER P. TONG-AN, DMPA, MAN, RN
 UNDERSECRETARY OF HEALTH
 ADMINISTRATION AND FINANCIAL MANAGEMENT TEAM