

# Beat COVID-19 Today

## A COVID-19 Philippine Situationer



Issue 88 | July 24, 2020

Active Cases as of 23 July 2020  
(net of recoveries and deaths)

**48,136**  
**+1,412**

Total Cases as of 23 July 2020

**74,390**  
**+2,200**

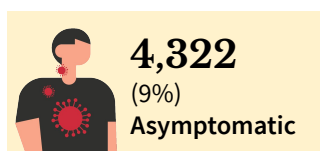
Recovered

**24,383**  
**+760**

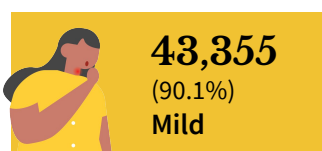
Died

**1,871**  
**+28**


### Breakdown of Active Cases



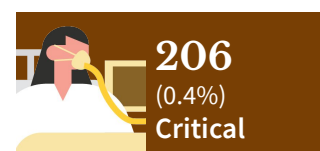
A patient with an RT-PCR confirmed case of COVID-19 without symptoms.



A patient with mild symptoms and stable vital signs. Unless the patient belongs to high-risk subgroups or has comorbidities, they are often not admitted to a treatment facility.



A patient with difficulty breathing, altered mental status, considered high-risk or in need of hospital care.



A patient with impending or ongoing respiratory failure, in need of mechanical ventilation, or with evidence of end-organ damage.

**Note.** A person who is classified as having a mild case of COVID-19 but is considered high-risk due to age or the presence of comorbidities must be admitted to a treatment facility. Severe or critical cases must be admitted to a treatment facility, regardless of inclusion in high-risk subgroups or presence of comorbidities.

**958**

**Probable Cases as of 14 July 2020\***

Previously termed as PUIs (mild or critical) with inconclusive or unofficial test results.

**37,951**

**Suspect Cases as of 14 July 2020\***

Previously termed as PUIs (mild or critical) with no test done or awaiting test results.

\*Includes suspect and probable cases in different health facilities, including the LIGTAS COVID facilities, as reported by the Regional Epidemiology and Surveillance Unit.

### Top regions by active cases

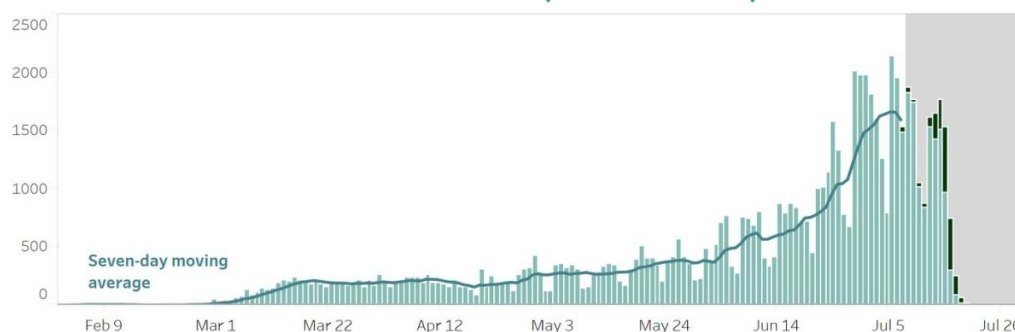
|                                |        |
|--------------------------------|--------|
| NCR                            | 25,944 |
| Region VII: Central Visayas    | 8,290  |
| Region IV-A: CALABARZON        | 3,943  |
| Region III: Central Luzon      | 1,091  |
| Region VI: Western Visayas     | 641    |
| Region XI: Davao Region        | 477    |
| Region X: Northern Mindanao    | 458    |
| Region IX: Zamboanga Peninsula | 393    |
| Region V: Bicol Region         | 248    |
| BARMM                          | 223    |

### Top Regions by New Cases

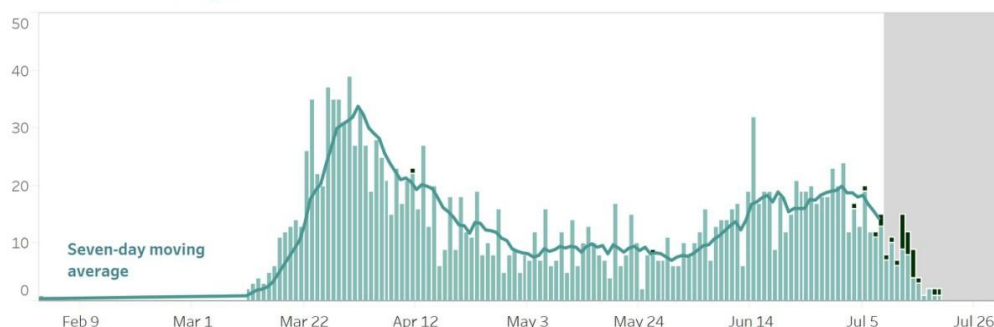
|                                |       |
|--------------------------------|-------|
| NCR                            | 1,546 |
| Region VII: Central Visayas    | 248   |
| Region IV-A: CALABARZON        | 212   |
| Region III: Central Luzon      | 33    |
| Region VI: Western Visayas     | 26    |
| Region XI: Davao Region        | 26    |
| Region IX: Zamboanga Peninsula | 23    |
| Region X: Northern Mindanao    | 19    |
| Region XII: SOCCSKSARGEN       | 17    |
| CAR                            | 12    |

**Note.** Data on healthcare workers affected by COVID-19, testing capacity by laboratory, equipment utilization, and LIGTAS COVID facilities will be included in the full situational report every Sunday.

## CONFIRMED CASES BY DATE OF ONSET OF ILLNESS (NATIONWIDE)



## CONFIRMED DEATHS BY DATE OF DEATH (NATIONWIDE)



### Notes.

1. Bars with dark green colors indicate the actual date of onset or date of death for newly-reported cases.
2. In cases where date of onset of illness is unreported, date of specimen collection was used as proxy. Cases that do not have both are not accounted for in the date of onset histogram. As of this situation report, around 10% of cases have unreported dates of specimen collection and onset of illness.
3. Owing to delays in reporting, case counts within the gray area are still incomplete. Hence, we urge caution in interpreting data beyond this 14-day cutoff. Rest assured that the DOH continues to work tirelessly to ensure the timely reporting of accurate data.

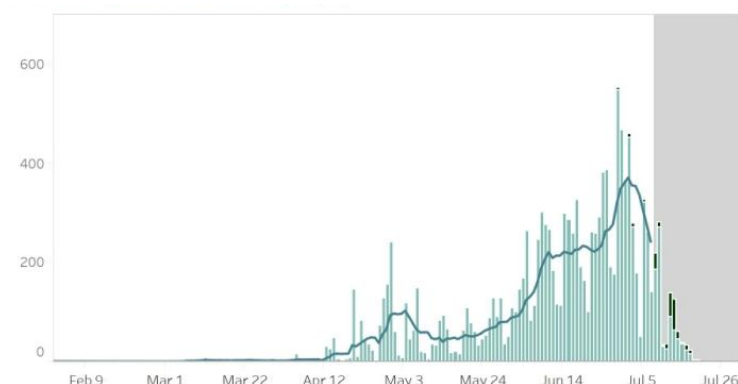
## CONFIRMED CASES BY DATE OF ONSET OF ILLNESS (DISAGGREGATED)



**NCR**



**Rest of Luzon**



**Visayas**



**Mindanao**

### Notes.


1. Bars with dark green colors indicate the actual date of onset or date of death for newly-reported cases.
2. The cases from the "NCR" graph have been separated from cases of the "Luzon" graph.
3. Owing to delays in reporting, case counts within the gray area are still incomplete. Hence, we urge caution in interpreting data beyond this 14-day cutoff. Rest assured that the DOH continues to work tirelessly to ensure the timely reporting of accurate data.

## COVID-19'S CAPACITY TO SPREAD ( $R_t$ VALUE)

July 4:  $0.94 \pm 0.02$

July 5:  $1.04 \pm 0.02$

Nationwide  $R_t$



The time-varying **reproduction number ( $R_t$ )** indicates the possible number of people being infected by a sick person, at a specific time with control measures in place.

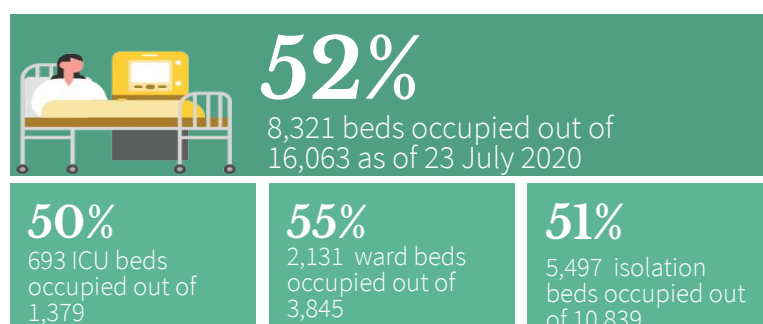
**IMPORTANT NOTE.** The reproduction number is measured using symptom onset, we do not include in the interpretation the past 14-16 days given the time between symptoms, health seeking, testing, and reporting. When interpreting the reproduction number keep in mind that it is a **lagging indicator**. Please do not expect this number to change daily.

- The reproduction number ( $R_t$ ) was around 2 early on in the outbreak. This meant that each confirmed person with COVID was infecting 2 other people.
- Based on the latest data, we are 95 percent confident that  $R_t = 1.04 \pm 0.02$ , which means each infected individual was infecting an average of 1.04 other persons **around two weeks ago**.
- **Lowering this value is made possible through efforts such as social distancing, wearing of PPE, and other means to stop the spread of the virus.**
- The goal is for  $R_t$  to be less than 1 and sustain it, which would mean that, on average, an infected person is infecting less than one person, eventually stopping the transmission of COVID-19.

## TOP SEA COUNTRIES BY CONFIRMED CASES

|  |             |        |
|--|-------------|--------|
|  | Indonesia   | 93,657 |
|  | Philippines | 74,390 |
|  | Singapore   | 49,098 |
|  | Malaysia    | 8,840  |
|  | Thailand    | 3,269  |
|  | Vietnam     | 412    |
|  | Cambodia    | 198    |
|  | Brunei      | 141    |
|  | Laos        | 19     |

## UTILIZATION OF COVID-19 BEDS



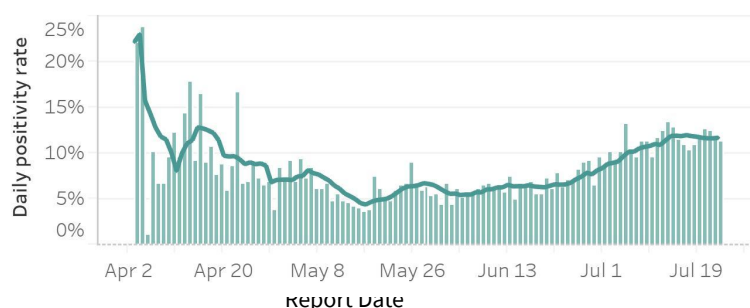
**Note.** The number of confirmed severe and critical cases may not necessarily correspond to occupancy of ICU beds and mechanical ventilators as suspect and probable cases in severe or critical condition also utilize these resources. Facilities which did not submit a daily utilization report have their most recent carry over to today.

## DAILY TESTING STATISTICS AS OF 23 JULY 2020 (THURSDAY)

### Daily Testing Output (Nationwide)



### Daily Positivity Rate



### Daily Testing Statistics as of 23 July 2020 (Thursday)

|                           |        |
|---------------------------|--------|
| <b>Samples Tested</b>     | 26,823 |
| <b>Individuals Tested</b> | 25,325 |
| <b>Positive Tests</b>     | 2,780  |
| <b>Positivity Rate</b>    | 11%    |
| <b>Testing Backlogs</b>   | 5,299  |
| <b>Compliance of Labs</b> | 75/86  |

### Cumulative Testing Output

|                           |           |
|---------------------------|-----------|
| <b>Samples tested</b>     | 1,272,317 |
| <b>Individuals Tested</b> | 1,185,340 |
| <b>Positive Tests</b>     | 103,890   |
| <b>Positivity Rate</b>    | 8.8%      |

#### Notes.

1. The DOH is continuously validating the number of positive individuals as reported by the laboratories. When necessary, they are deduplicated. As such, the discrepancy with the number of confirmed cases does not necessarily reflect backlogs in case validation.
2. Please visit [www.doh.gov.ph/covidtracker](http://www.doh.gov.ph/covidtracker) for details regarding the testing output per laboratory.
3. A 6 PM cut-off for the situation report is used, and so the numbers presented here are not yet final. A few laboratories submit data between 6 PM and the time the public data drop is generated.

**STATUS OF LABORATORY LICENSING** as of 23 July 2020**68**

NO. OF LICENSED RT-PCR LABORATORIES

**23**

NO. OF LICENSED GENEXPERT LABS

**92**

TOTAL NO. OF LABORATORIES APPLYING FOR LICENSE\*

**86%**

% APPLICATIONS AT STAGE 3 AND 4\*

\*Facilities using GeneXpert machines included.

**Licensed RT-PCR Laboratories**

| NAME OF HEALTH FACILITY OR LABORATORY |   | REGION |
|---------------------------------------|---|--------|
| 1                                     | Baguio General Hospital and Medical Center                                  | CAR    |
| 2                                     | Parkway Medical and Diagnostic Center                                       |        |
| 3                                     | Asian Hospital & Medical Center   | NCR    |
| 4                                     | Chinese Gen. Hospital   |        |
| 5                                     | De Los Santos Medical Center  |        |
| 6                                     | Detoxicare Molecular Diagnostics Laboratory                                 |        |
| 7                                     | Dr. Jose B. Rodriguez Memorial Hospital and Sanitarium                      |        |
| 8                                     | Fe del Mundo Medical Center   |        |
| 9                                     | Health Delivery Systems   |        |
| 10                                    | Hi-Precision (QC)   |        |
| 11                                    | Lung Center of the Philippines  |        |
| 12                                    | Makati Medical Center   |        |
| 13                                    | Marikina Molecular Diagnostic Laboratory                                    |        |
| 14                                    | National Kidney and Transplant Institute                                    |        |
| 15                                    | Philippine Airport Diagnostic Laboratory                                    |        |
| 16                                    | Philippine Children's Medical Center  |        |
| 17                                    | Philippine Genome Center UP-Diliman   |        |
| 18                                    | Philippine Red Cross - National Blood Center                                |        |
| 19                                    | Philippine Red Cross - Port Area  |        |
| 20                                    | PNP Crime Laboratory  |        |
| 21                                    | PRC - PRC Logistics and Multipurpose Center                                 |        |
| 22                                    | Research Institute for Tropical Medicine                                    |        |
| 23                                    | Safeguard DNA Diagnostics, Inc.   |        |
| 24                                    | San Lazaro Hospital   |        |
| 25                                    | San Miguel Foundation Testing Laboratory                                    |        |
| 26                                    | Singapore Diagnostic, Inc.  |        |
| 27                                    | St. Luke's Medical Center - BGC   |        |
| 28                                    | St. Luke's Medical Center- QC   |        |
| 29                                    | The Medical City - Ortigas  |        |
| 30                                    | Tropical Disease Foundation   |        |
| 31                                    | UP National Institutes of Health  |        |
| 32                                    | UP-Philippine General Hospital-Medical Research Laboratory                  |        |
| 33                                    | Victoriano Luna Medical Center -AFRIMS - Collaborative Molecular Laboratory |        |
| 34                                    | Ilocos Training Regional Medical Center                                     | I      |
| 35                                    | Mariano Marcos Memorial Hospital  |        |
| 36                                    | Bataan General Hospital   | III    |
| 37                                    | Green City Medical Center   |        |
| 38                                    | J B. Lingad Memorial Hospital   |        |
| 39                                    | Philippine Red Cross - Logistics and Training Center                        |        |
| 40                                    | Philippine Red Cross Clark Molecular Laboratory                             |        |
| 41                                    | Qualimed Hospital - San Jose Del Monte                                      |        |
| 42                                    | DLSU - Cavite   | IV-A   |
| 43                                    | Laguna Provincial Hospital - San Pablo District Hospital                    |        |
| 44                                    | Lucena United Doctors Hospital and Medical Center                           |        |

| NAME OF HEALTH FACILITY OR LABORATORY |   | REGION |
|---------------------------------------|---|--------|
| 45                                    | Mary Mediatrix Medical Center   | IV-A   |
| 46                                    | Ospital ng Imus   |        |
| 47                                    | PRC- Batangas Chapter Molecular Laboratory  |        |
| 48                                    | Qualimed Hospital Sta. Rosa   |        |
| 49                                    | UPLB COVID-19 Molecular Laboratory  |        |
| 50                                    | Bicol Regional Diagnostic and Reference Laboratory  | V      |
| 51                                    | Corazon Locsin Montelibano Memorial Regional Hospital   | VI     |
| 52                                    | Qualimed Health Network - Iloilo  |        |
| 53                                    | Teresita Jalandoni Provincial Hospital  |        |
| 54                                    | Western Visayas Medical Center  |        |
| 55                                    | Allegiant Regional Care Hospital  | VII    |
| 56                                    | Cebu TB Reference Laboratory  |        |
| 57                                    | Philippine Red Cross - Cebu Chapter   |        |
| 58                                    | Prime Care Alpha Covid-19 Testing Laboratory  |        |
| 59                                    | University of Cebu Medical Center   |        |
| 60                                    | Vicente Sotto Memorial Medical Center   |        |
| 61                                    | Divine Word Hospital  | VIII   |
| 62                                    | Eastern Visayas Regional COVID-19 Testing Center  |        |
| 63                                    | Ciudad Medical Zamboanga  | IX     |
| 64                                    | Zamboanga City Medical Center-Department of Agriculture Satellite Laboratory for COVID-19 Testing |        |
| 65                                    | Northern Mindanao TB Regional Center  | X      |
| 66                                    | Polymedic Medical Plaza   |        |
| 67                                    | Davao One World Diagnostic Center Incorporated  | XI     |
| 68                                    | Southern Philippines Medical Center   |        |

### Licensed Cartridge-based PCR or GeneXpert Laboratories

| NAME OF HEALTH FACILITY OR LABORATORY |  | REGION |
|---------------------------------------|--|--------|
| 1                                     | Amai Pakpak Medical Center                             | BARMM  |
| 2                                     | Amang Rodriguez Memorial Center                        | NCR    |
| 3                                     | Dr. Jose B. Rodriguez Memorial Hospital and Sanitarium |        |
| 4                                     | Lung Center of the Philippines                         |        |
| 5                                     | NKTI   |        |
| 6                                     | Philippine Heart Center                                |        |
| 7                                     | Sta. Ana Hospital - Closed System Molecular Laboratory |        |
| 8                                     | Tondo Medical Center                                   |        |
| 9                                     | Mariano Marcos Memorial Hospital                       | I      |
| 10                                    | Region 1 Medical Center                                | II     |
| 11                                    | Cagayan Valley CHD TB Reference Laboratory             |        |
| 12                                    | Bataan General Hospital                                | III    |
| 13                                    | Bulacan Medical Center                                 |        |
| 14                                    | Batangas Medical Center                                | IV-A   |
| 15                                    | Oriental Mindoro Provincial Hospital                   | IV-B   |
| 16                                    | Ospital ng Palawan                                     |        |
| 17                                    | Bicol Medical Center                                   | V      |
| 18                                    | Zamboanga City Medical Center                          | IX     |
| 19                                    | Northern Mindanao Medical Center                       | X      |
| 20                                    | Davao Regional Medical Center                          | XI     |
| 21                                    | Cotabato Regional Medical Center                       | XII    |
| 22                                    | Dr. Arturo Pingoy Medical Center                       |        |
| 23                                    | St. Elizabeth Hospital                                 |        |



## RECENT UPDATES ON COVID-19

As of July 23, 2020

- DOH recorded **48,136 active cases** with the majority of the patients exhibiting **mild symptoms** (43,355; 90.1%) while **206 patients** are in **critical condition** (0.4%).
- DOH recorded **4,187 health care workers** positive for COVID-19. Of these, **3,323** have recovered (79%), 615 (15%) are mild cases, 211 are asymptomatic (5%), 2 in severe condition (0.2%), and 36 (1%) have died.
- A total of **173,292 Returning Overseas Filipino** arrived (Land-based: 84,731; Sea based: 88,166; and Transferees from Sabah 395). Of these, 166,760 were released from facility quarantine (Land-based: 80,247; Sea-based: 86,118; and Sabah: 395). Among the Returning Overseas Filipino, 3,927 were confirmed COVID-19 positive (Land based: 2,062; Sea-based: 1,865). Among the confirmed COVID-19 ROF, 801 are currently admitted, 3,032 already recovered; and 2 have died.
- There are **5,900 HRH hired out of the 8,810 approved slots** for emergency hiring in 336 health facilities. Of these, 42.8% are hired in DOH hospitals, 16% in COVID-19 diagnostic facility (including reference laboratories), 14.1% in Temporary Treatment and Monitoring Facility, 12.4% in LGU and other hospitals, 0.8% in Mega Ligas COVID-19 Centers, 5.7% in COVID-19 referral facility, 3.5% in private health facilities (Region VII), 3.1% in Bureau of Quarantine managed quarantine facilities and airport units, 0.7% in Epidemiology and Surveillance Units, 0.5% for other healthcare facilities (Philippine Red Cross), and 0.3% in Primary Care Facility.
- The **total funds sub-allotted and transferred to health facilities** (COVID referral hospitals, DOH Designated Diagnostic Facility, and DOH Hospital) is **Php 1.2 B**. In addition to this, the Department is processing sub-allotment or transfer of Php 213 M to other health facilities with approved health personnel slots for hiring (pending the approval of their Memorandum of Agreement or Sub-Allotment Guidelines). Out of Php 1.7 B released funds for HRH hiring, the remaining funds for allocation is Php 325 M.



## Contact Details

For further information, you may reach us through the following platforms:

### SOCIAL MEDIA ACCOUNTS

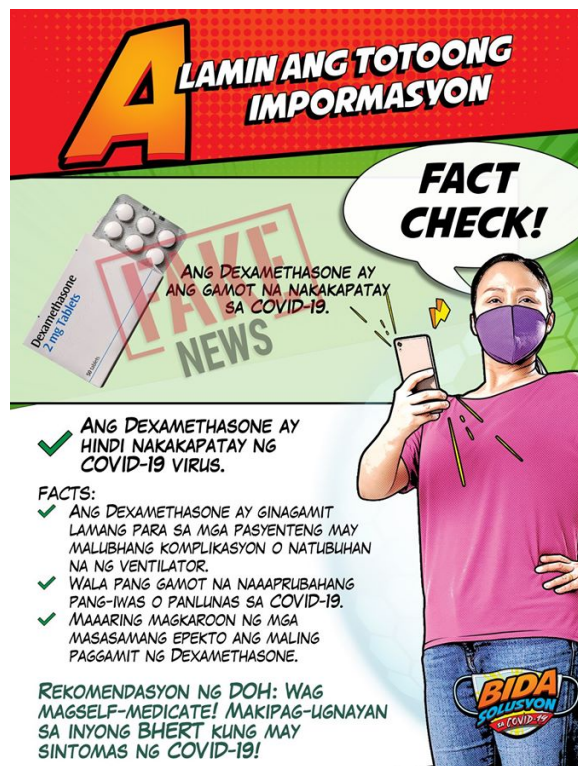
- Facebook:**  
[fb.com/OfficialDOHgov](https://fb.com/OfficialDOHgov)
- Twitter:**  
[@DOHgovph](https://twitter.com/DOHgovph)
- Viber:**  
[DOH PH COVID-19](https://viber.com/DOH-PH-COVID-19)
- TikTok:**  
[@dohgovph](https://tiktok.com/@dohgovph)

### WEBSITES

- DOH:**  
[www.doh.gov.ph](http://www.doh.gov.ph)
- Healthy Pilipinas:**  
[healthypilipinas.ph](http://healthypilipinas.ph)

### CONTACT NUMBERS

- (02) 894 - COVID (26843) or 1555 (for all subscribers)



**THANK YOU** for checking out this issue of Beat-COVID-19 Today! We'd like to know what you think. Send us your feedback at [dohfeedback@gmail.com](mailto:dohfeedback@gmail.com).