

Beat COVID-19 Today

A COVID-19 Philippine Situationer



Issue 76 | July 13, 2020

Active Cases as of 12 July 2020
(net of recoveries and deaths)

38,679
-47

Total Cases as of 12 July 2020

56,259
+2,124

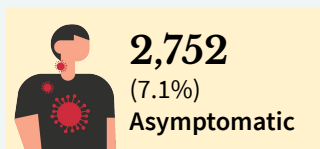
Recovered

16,046
+2,009

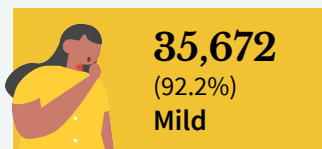
Died

1,534
+162

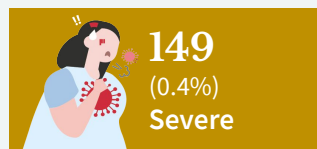
Breakdown of Active Cases



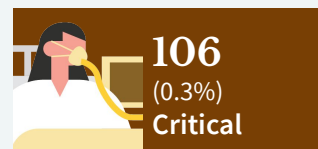
A patient with an RT-PCR confirmed case of COVID-19 without symptoms.



A patient with mild symptoms and stable vital signs. Unless the patient belongs to high-risk subgroups or has comorbidities, they are often not admitted to a treatment facility.



A patient with difficulty breathing, altered mental status, considered high-risk or in need of hospital care.



A patient with impending or ongoing respiratory failure, in need of mechanical ventilation, or with evidence of end-organ damage.

Note. A person who is classified as having a mild case of COVID-19 but is considered high-risk due to age or the presence of comorbidities must be admitted to a treatment facility. Severe or critical cases must be admitted to a treatment facility, regardless of inclusion in high-risk subgroups or presence of comorbidities.

958

Probable Cases as of 12 July 2020*

Previously termed as PUIs (mild or critical) with inconclusive or unofficial test results.

37,401

Suspect Cases as of 12 July 2020*

Previously termed as PUIs (mild or critical) with no test done or awaiting test results.

*Includes suspect and probable cases in different health facilities, including the LIGTAS COVID facilities, as reported by the Regional Epidemiology and Surveillance Unit.

Breakdown of cases per region

Top confirmed regions by active cases

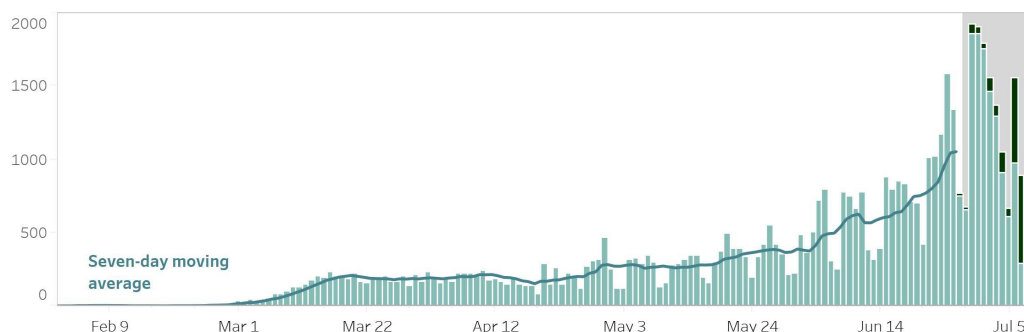
NCR	14,302
Region VII: Central Visayas	7,562
Region IV-A: CALABARZON	2,039
Region III: Central Luzon	710
Region VIII: Eastern Visayas	365
Region VI: Western Visayas	361
Region XI: Davao Region	297
Region X: Northern Mindanao	206
Region IX: Zamboanga Peninsula	195
Region V: Bicol Region	184

Top confirmed provinces/ cities by active cases

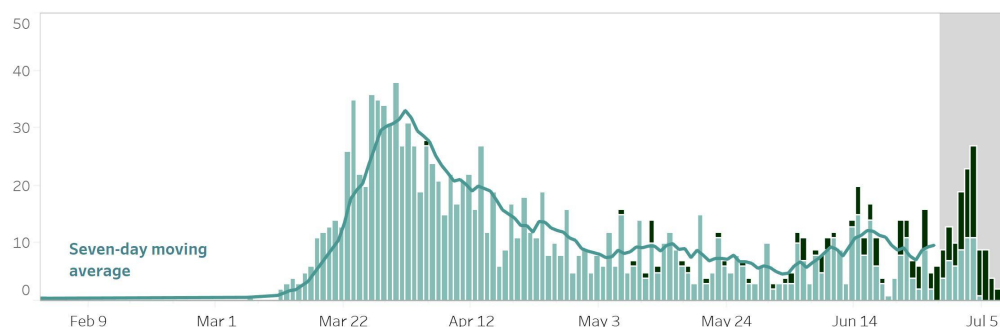
Cebu City	3,847
City of Manila	2,008
Quezon City	1,978
Cebu Province	1,646
Caloocan City	891
Lapu-Lapu City (Opon)	839
Mandaue City	826
Taguig City	686
City of Makati	608
Rizal	566

Note. Data on healthcare workers affected by COVID-19, testing capacity by laboratory, equipment utilization, and LIGTAS COVID facilities will be included in the full situational report every Sunday.

CONFIRMED CASES BY DATE OF ONSET OF ILLNESS (NATIONWIDE)



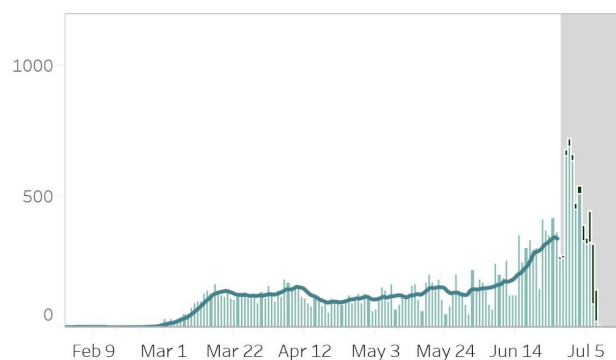
CONFIRMED DEATHS BY DATE OF DEATH (NATIONWIDE)



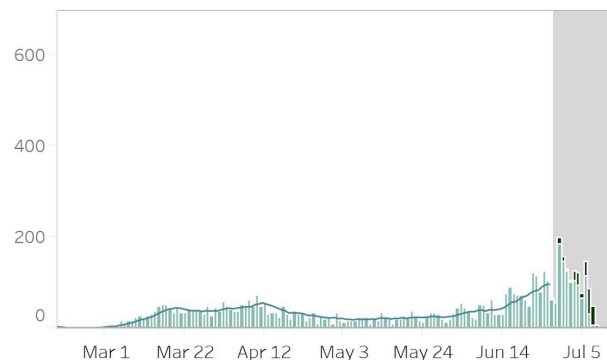
Notes.

1. Bars with dark green colors indicate the actual date of onset or date of death for newly-reported cases.
2. In cases where date of onset of illness is unreported, date of specimen collection was used as proxy. Cases that do not have both are not accounted for in the date of onset histogram. As of this situation report, around 10% of cases have unreported dates of specimen collection and onset of illness.
3. Owing to delays in reporting, case counts within the gray area are still incomplete. Hence, we urge caution in interpreting data beyond this 14-day cutoff. Rest assured that the DOH continues to work tirelessly to ensure the timely reporting of accurate data.

CONFIRMED CASES BY DATE OF ONSET OF ILLNESS (DISAGGREGATED)



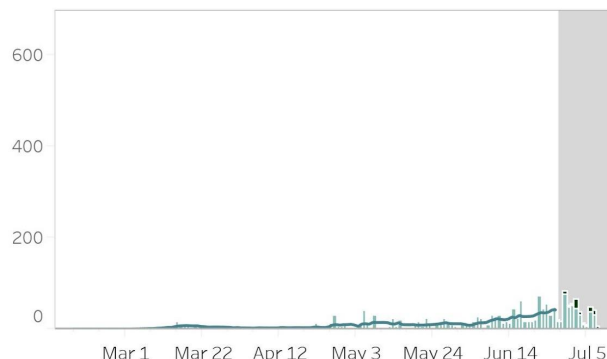
NCR



Rest of Luzon



Visayas



Mindanao

Notes.


1. Bars with dark green colors indicate the actual date of onset or date of death for newly-reported cases.
2. The cases from the "NCR" graph have been separated from cases of the "Luzon" graph.
3. Owing to delays in reporting, case counts within the gray area are still incomplete. Hence, we urge caution in interpreting data beyond this 14-day cutoff. Rest assured that the DOH continues to work tirelessly to ensure the timely reporting of accurate data.

COVID-19'S CAPACITY TO SPREAD (R_t VALUE)

June 23: 1.58 ± 0.03

June 24: 1.59 ± 0.03

Nationwide R_t



The time-varying **reproduction number (R_t)** indicates the possible number of people being infected by a sick person, at a specific time with control measures in place.

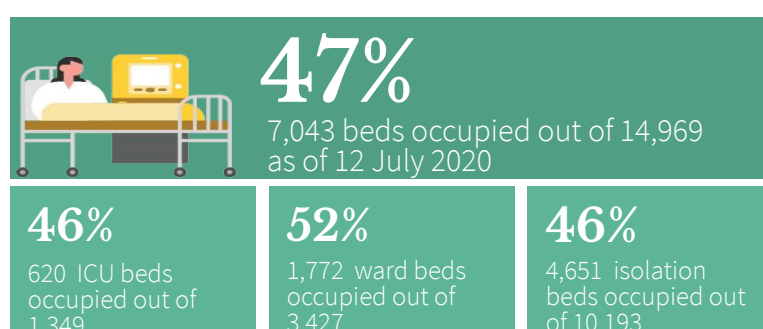
IMPORTANT NOTE. The reproduction number is measured using symptom onset, we do not include in the interpretation the past 14-16 days given the time between symptoms, health seeking, testing, and reporting. When interpreting the reproduction number keep in mind that it is a **lagging indicator**. Please do not expect this number to change daily.

- The reproduction number (R_t) was around 2 early on in the outbreak. This meant that each confirmed person with COVID was infecting 2 other people.
- Based on the latest data, we are 95 percent confident that $R_t = 1.59 \pm 0.03$, which means each infected individual was infecting an average of 1.59 other persons **around two weeks ago**.
- Lowering this value is made possible through efforts such as social distancing, wearing of PPE, and other means to stop the spread of the virus.**
- The goal is for R_t to be less than 1 and sustain it, which would mean that, on average, an infected person is infecting less than one person, eventually stopping the transmission of COVID-19.

TOP SEA COUNTRIES BY CONFIRMED CASES

	Indonesia	75,699
	Philippines	56,259
	Singapore	45,961
	Malaysia	8,718
	Thailand	3,217
	Vietnam	372
	Cambodia	156
	Brunei	141
	Laos	19

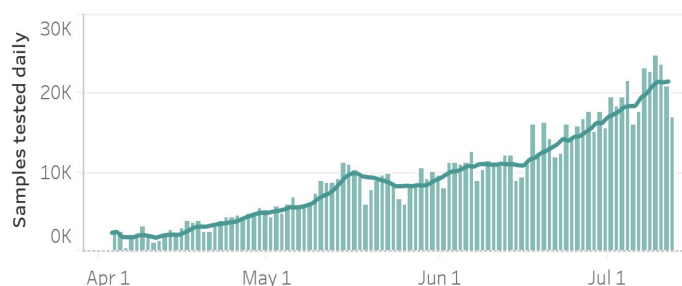
UTILIZATION OF COVID-19 BEDS



Note. The number of confirmed severe and critical cases may not necessarily correspond to occupancy of ICU beds and mechanical ventilators as suspect and probable cases in severe or critical condition also utilize these resources. Facilities which did not submit a daily utilization report have their most recent carry over to today.

DAILY TESTING STATISTICS AS OF 12 JULY 2020 (SUNDAY)

Daily Testing Output (Nationwide)



Daily Positivity Rate



Daily Testing Statistics as of 12 July 2020 (Sunday)

Samples Tested	17,065
Individuals Tested	16,042
Positive Tests	1,990
Positivity Rate	12.4%
Testing Backlogs	15,121
Compliance of Labs	71/82

Cumulative Testing Output

Samples tested	998,920
Individuals Tested	927,747
Positive Tests	73,438
Positivity Rate	7.9%

Notes.

- The DOH is continuously validating the number of positive individuals as reported by the laboratories. When necessary, they are deduplicated. As such, the discrepancy with the number of confirmed cases does not necessarily reflect backlogs in case validation.
- Please visit www.doh.gov.ph/covidtracker for details regarding the testing output per laboratory.
- A 6 PM cut-off for the situation report is used, and so the numbers presented here are not yet final. A few laboratories submit data between 6 PM and the time the public data drop is generated.

STATUS OF LABORATORY LICENSING as of 12 July 2020**63**NO. OF LICENSED RT-PCR
LABORATORIES**22**NO. OF LICENSED
GENEXPERT LABS**177**TOTAL NO. OF LABORATORY
APPLICATIONS***158**TOTAL NO. OF LABORATORIES
STAGE 3 AND ABOVE***89%**% LABS ON STAGE 3 AND
ABOVE***Licensed RT-PCR Laboratories**

NAME OF HEALTH FACILITY OR LABORATORY		REGION
1	Baguio General Hospital and Medical Center	CAR
2	Parkway Medical and Diagnostic Center	
3	AFRIMS - Collaborative Molecular Laboratory	NCR
4	Asian Hospital & Medical Center	
5	Chinese Gen. Hospital	
6	Detoxicare Molecular Diagnostics Laboratory	
7	Dr. Jose B. Rodriguez Memorial Hospital and Sanitarium	
8	Fe del Mundo Medical Center	
9	Health Delivery Systems	
10	Hi-Precision (QC)	
11	Lung Center of the Philippines	
12	Makati Medical Center	
13	Marikina Molecular Diagnostic Laboratory	
14	National Kidney and Transplant Institute	
15	Philippine Airport Diagnostic Laboratory	
16	Philippine Genome Center UP-Diliman	
17	Philippine Red Cross - National Blood Center	
18	Philippine Red Cross - Port Area	
19	PNP Crime Laboratory	
20	PRC - PRC Logistics and Multipurpose Center	
21	Research Institute for Tropical Medicine	
22	Safeguard DNA Diagnostics, Inc.	
23	San Lazaro Hospital	
24	San Miguel Foundation Testing Laboratory	
25	Singapore Diagnostic, Inc.	
26	St. Luke's Medical Center - BGC	
27	St. Luke's Medical Center- QC	
28	The Medical City - Ortigas	
29	Tropical Disease Foundation	
30	UP National Institutes of Health	
31	UP-Philippine General Hospital-Medical Research Laboratory	
32	Ilocos Training Regional Medical Center	I
33	Mariano Marcos Memorial Hospital	III
34	Bataan General Hospital	
35	Green City Medical Center	
36	J B. Lingad Memorial Hospital	
37	Philippine Red Cross - Logistics and Training Center	
38	Philippine Red Cross Clark Molecular Laboratory	
39	Qualimed Hospital - San Jose Del Monte	
40	DLSU - Cavite	IV-A
41	Lucena United Doctors Hospital and Medical Center	
42	Ospital ng Imus	
43	PRC- Batangas Chapter Molecular Laboratory	

NAME OF HEALTH FACILITY OR LABORATORY		REGION
44	Qualimed Hospital Sta. Rosa	IV-A
45	San Pablo District Hospital	
46	UPLB COVID-19 Molecular Laboratory	
47	Bicol Regional Diagnostic and Reference Laboratory	v
48	Corazon Locsin Montelibano Memorial Regional Hospital	VI
49	Qualimed Health Network - Iloilo	
50	Teresita Jalandoni Provincial Hospital	
51	Western Visayas Medical Center	
52	Allegiant Regional Care Hospital	VII
53	Cebu TB Reference Laboratory	
54	Prime Care Alpha Covid-19 Testing Laboratory	
55	Vicente Sotto Memorial Medical Center	
56	Divine Word Hospital	VIII
57	Eastern Visayas Regional COVID-19 Testing Center	
58	Ciudad Medical Zamboanga	IX
59	Zamboanga City Medical Center-Department of Agriculture Satellite Laboratory for COVID-19 Testing	
60	Northern Mindanao TB Regional Center	X
61	Polymedic Medical Plaza	
62	Davao One World Diagnostic Center Incorporated	XI
63	Southern Philippines Medical Center	

Licensed Cartridge-based PCR or GeneXpert Laboratories

NAME OF HEALTH FACILITY OR LABORATORY		REGION
1	Amai Pakpak Medical Center	BARMM
2	Dr. Jose B. Rodriguez Memorial Hospital and Sanitarium	NCR
3	Lung Center of the Philippines	
4	NKTI	
5	Philippine Heart Center	
6	Sta. Ana Hospital - Closed System Molecular Laboratory	
7	Tondo Medical Center	
8	Mariano Marcos Memorial Hospital	I
9	Region 1 Medical Center	
10	Cagayan Valley CHD TB Reference Laboratory	II
11	Bataan General Hospital	III
12	Bulacan Medical Center	
13	Batangas Medical Center	IV-A
14	Oriental Mindoro Provincial Hospital	IV-B
15	Ospital ng Palawan	
16	Bicol Medical Center	V
17	Zamboanga City Medical Center	IX
18	Northern Mindanao Medical Center	X
19	Davao Regional Medical Center	XI
20	Cotabato Regional Medical Center	XII
21	Dr. Arturo Pingoy Medical Center	
22	St. Elizabeth Hospital	

HIGHLIGHTS AND RECENT UPDATES ON COVID-19

As of July 12, 2020

- DOH recorded **38,679 active cases** with the majority of the patients exhibiting **mild symptoms** (35,672; 92.2%) while **106 patients** are in **critical condition** (0.3%).
- DOH recorded **3,688** health care workers positive for COVID 19 of which 2,761 has recovered (75%), 754 (20%) are mild cases, 138 are asymptomatic (4%), 1 severe and 34 (1%) has died.
- Meanwhile, a total of **124,446** Returning Overseas Filipino arrived (Land-based: 55,795; Sea-based: 68,256; 395 transferees from Sabah). Of these, **117,519** were released from facility quarantine (Land-based: 51,311; Sea-based: 66,208). Among the Returning Overseas Filipino, **3,044** were confirmed COVID-19 (Land-based: 1,594; Sea-based: 1,450). Among the confirmed COVID-19 ROF, **646** are currently admitted, **2,361** already recovered; and **1** death reported. Also, the **395** transferees who arrived from Sabah are currently on quarantine.
- A total of **44** remains of deceased overseas Filipinos arrived, of which **19** were due to COVID-19.
- There are 5,144 HRH hired out of the 8,732 approved slots for emergency hiring in 307 health facilities. Of these, 43.1% are hired in DOH hospitals, 15.7% in COVID-19 diagnostic facility (including reference laboratories), 14.9% in Temporary Treatment and Monitoring Facility, 10.4% in LGU and other hospitals, 6.6% in COVID-19 referral facility, 3.6% in Bureau of Quarantine managed quarantine facilities and airport units, 3.3% in private health facilities (Region VII), 0.9% in Mega Ligtas COVID-19 Centers, 0.8% in Epidemiology and Surveillance Units, 0.6% for other healthcare facilities (Philippine Red Cross), and 0.1% in Primary Care Facility.
- The DOH has 334 post-residency deployed physicians and 1,351 redeployed NDP nurses in DOH and LGU hospitals handling COVID-19 cases. In addition, there are 7,371 NDP nurses deployed in their respective communities who are involved in contact tracing and specimen collection (swabbing) and 3,830 public health associates who play active roles in contact tracing and surveillance. Other HRH who are in their assigned areas continue to provide essential health services in primary care and are also engaged in COVID-19 response, with focus on prevention of spread and surveillance in communities.



Contact Details

For further information, you may reach us through the following platforms:

SOCIAL MEDIA ACCOUNTS

- f Facebook:**
fb.com/OfficialDOHgov
- Twitter:**
[@DOHgovph](https://twitter.com/DOHgovph)
- Viber:**
DOH PH COVID-19
- TikTok:**
[@dohgovph](https://tiktok.com/@dohgovph)

WEBSITES

- DOH:**
www.doh.gov.ph
- Healthy Pilipinas:**
healthypilipinas.ph

CONTACT NUMBERS

- (02) 894 - COVID (26843) or 1555 (for all subscribers)

Erratum:

- St. Elizabeth Hospital should have been included in the list of licensed cartridge-based PCR laboratories in Beat COVID-19 Philippine Situationer Issue No. 76



THANK YOU for checking out this issue of Beat-COVID-19 Today! We'd like to know what you think. Send us your feedback at dohfeedback@gmail.com.