

Beat COVID-19 Today

A COVID-19 Philippine Situationer



Issue 66 | July 02, 2020

Total Cases as of 1 July 2020

38,511

+999 (595 Fresh, 404 Late)

Active Cases (net of recoveries and deaths)

26,803

+790

Recovered

10,438

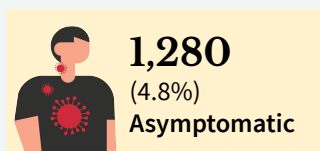
+205

Died

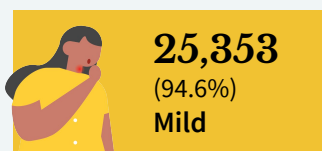
1,270

+4

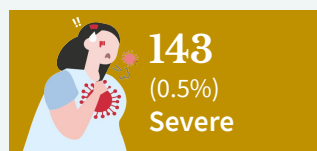
Breakdown of Active Cases



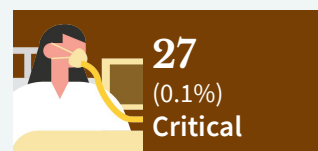
A patient with an RT-PCR confirmed case of COVID-19 without symptoms.



A patient with mild symptoms and stable vital signs. Unless the patient belongs to high-risk subgroups or has comorbidities, they are often not admitted to a treatment facility.



A patient with difficulty breathing, altered mental status, considered high-risk or in need of hospital care.



A patient with impending or ongoing respiratory failure, in need of mechanical ventilation, or with evidence of end-organ damage.

Note. A person who is classified as having a mild case of COVID-19 but is considered high-risk due to age or the presence of comorbidities must be admitted to a treatment facility. Severe or critical cases must be admitted to a treatment facility, regardless of inclusion in high-risk subgroups or presence of comorbidities.

1,204

Probable Cases as of 01 July 2020

Previously termed as PUIs (mild or critical) with inconclusive or unofficial test results.

3,646

Suspect Cases as of 01 July 2020

Previously termed as PUIs (mild or critical) with no test done or awaiting test results.

Breakdown of cases per region

Top confirmed regions by active cases

NCR	11,227
Region VII: Central Visayas	7,086
Region IV-A CALABARZON	1,344
Region III: Central Luzon	441
Region VIII - Eastern Visayas	338

Top regions by newly-announced fresh cases

Region VII - Central Visayas	232
NCR	221
Region IV-A - CALABARZON	36
Region X - Northern Mindanao	10
Region VIII - Eastern Visayas	8

Top confirmed provinces/ cities by active cases

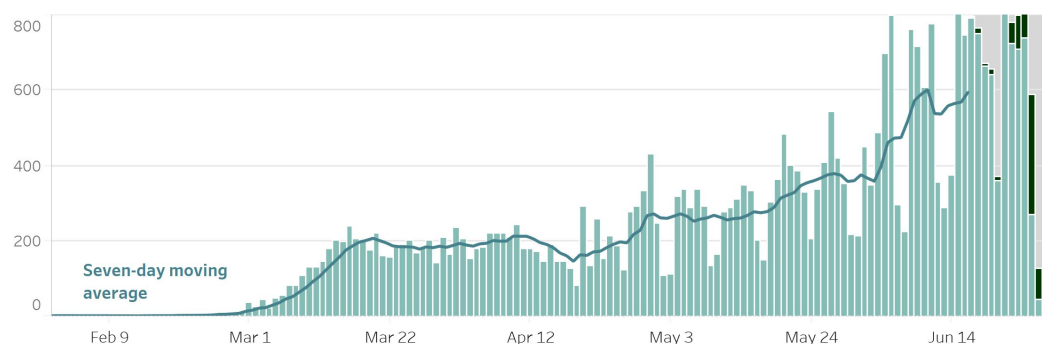
Cebu City	4,066
Quezon City	1,493
City of Manila	1,375
Cebu Province	1,159
Caloocan City	619

Top provinces/cities by newly-announced fresh cases

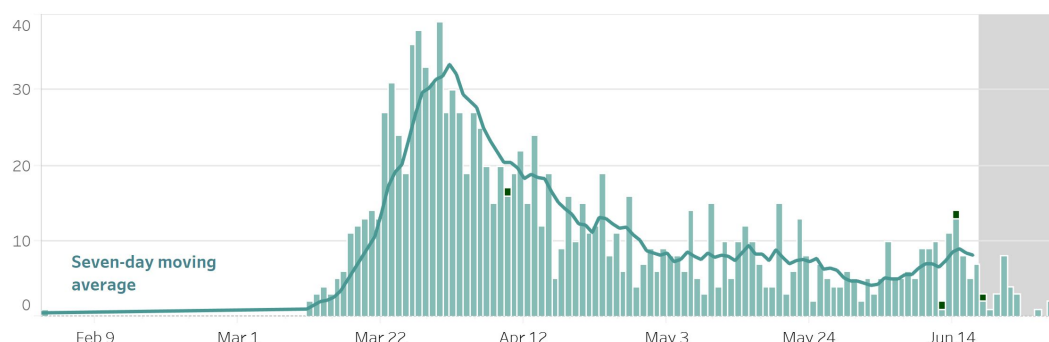
Cebu City	86
Lapu-Lapu City (Opon)	48
Cebu Province	46
Mandaue City	17
Quezon City	8

Note. Data on healthcare workers affected by COVID-19, testing capacity by laboratory, equipment utilization, and LIGTAS COVID facilities will be included in the full situational report every Sunday.

CONFIRMED CASES BY DATE OF ONSET OF ILLNESS (NATIONWIDE)



CONFIRMED DEATHS BY DATE OF DEATH (NATIONWIDE)



Notes.

1. Bars with dark green colors indicate the actual date of onset or date of death for newly-reported cases.
2. In cases where date of onset of illness is unreported, date of specimen collection was used as proxy. Cases that do not have both are not accounted for in the date of onset histogram. As of this situation report, around 10% of cases have unreported dates of specimen collection and onset of illness.
3. Owing to delays in reporting, case counts within the gray area are still incomplete. Hence, we urge caution in interpreting data beyond this 14-day cutoff. Rest assured that the DOH continues to work tirelessly to ensure the timely reporting of accurate data.

CONFIRMED CASES BY DATE OF ONSET OF ILLNESS (DISAGGREGATED)



NCR



Luzon



Visayas



Mindanao

Notes.


1. Bars with dark green colors indicate the actual date of onset or date of death for newly-reported cases.
2. The cases from the "NCR" graph have been separated from cases of the "Luzon" graph.
3. Owing to delays in reporting, case counts within the gray area are still incomplete. Hence, we urge caution in interpreting data beyond this 14-day cutoff. Rest assured that the DOH continues to work tirelessly to ensure the timely reporting of accurate data.

COVID-19'S CAPACITY TO SPREAD (R_t VALUE)

June 14: 1.05 ± 0.03

No new update.

Nationwide R_t



The time-varying **reproduction number (R_t)** indicates the possible number of people being infected by a sick person, at a specific time with control measures in place.

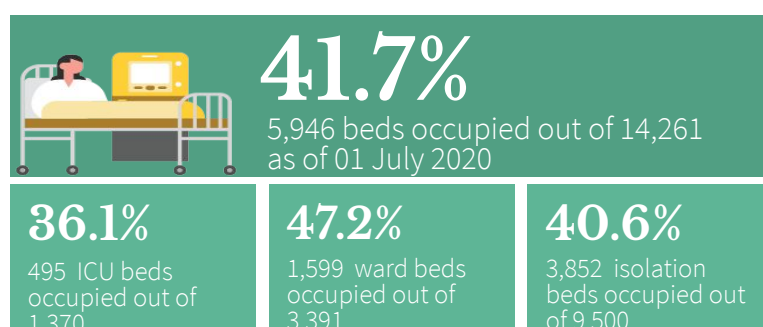
IMPORTANT NOTE. The reproduction number is measured using symptom onset, we do not include in the interpretation the past 14-16 days given the time between symptoms, health seeking, testing, and reporting. When interpreting the reproduction number keep in mind that it is a **lagging indicator**. Please do not expect this number to change daily.

- The reproduction number (R_t) was around 2 early on in the outbreak. This meant that each confirmed person with COVID was infecting 2 other people.
- Based on the latest data, we are 95 percent confident that $R_t = 1.05 \pm 0.03$, which means each infected individual was infecting an average of 1.05 other persons **around two weeks ago**.
- Lowering this value is made possible through efforts such as social distancing, wearing of PPE, and other means to stop the spread of the virus.**
- The goal is for R_t to be less than 1 and sustain it, which would mean that, on average, an infected person is infecting less than one person, eventually stopping the transmission of COVID-19.

TOP SEA COUNTRIES BY CONFIRMED CASES

	Indonesia	57,770
	Singapore	44,122
	Philippines	38,511
	Malaysia	8,640
	Thailand	3,173
	Vietnam	355
	Brunei	141
	Cambodia	141
	Laos	19

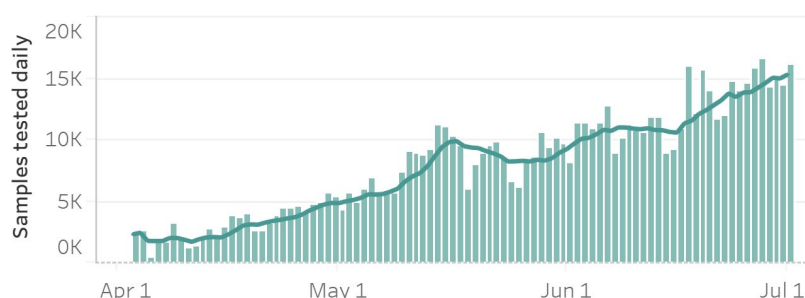
UTILIZATION OF COVID-19 BEDS



Note. The number of confirmed severe and critical cases may not necessarily correspond to occupancy of ICU beds and mechanical ventilators as suspect and probable cases in severe or critical condition also utilize these resources. Facilities which did not submit a daily utilization report have their most recent carry over to today.

DAILY TESTING STATISTICS AS OF 01 JULY 2020 (WEDNESDAY)

Daily Testing Output (Nationwide)



Daily Positivity Rate



Daily Testing Statistics as of 01 July 2020 (Wednesday)

Samples Tested	16,194
Individuals Tested	14,915
Positive Tests	1,270
Positivity Rate	8.5%
Testing Backlogs	4,265
Compliance of Labs	58/68

Cumulative Testing Output

Samples tested	754,775
Individuals Tested	696,765
Positive Tests	50,077
Positivity Rate	7.19%

Notes.

- The DOH is continuously validating the number of positive individuals as reported by the laboratories. When necessary, they are deduplicated. As such, the discrepancy with the number of confirmed cases does not necessarily reflect backlogs in case validation.
- Please visit www.doh.gov.ph/covidtracker for details regarding the testing output per laboratory.
- A 6 PM cut-off for the situation report is used, and so the numbers presented here are not yet final. A few laboratories submit data between 6 PM and the time the public data drop is generated.

STATUS OF LABORATORY LICENSING

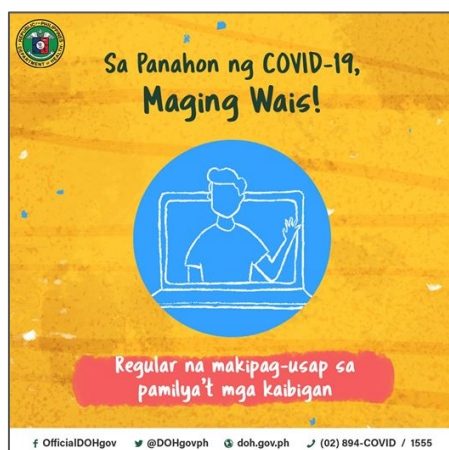
As of July 01, 2020

74	171	149	87%
NO. OF LICENSED RT-PCR LABORATORIES RT-PCR (54) GENEXPERT(20)	TOTAL NO. OF LABORATORY APPLICATIONS*	TOTAL NO. OF LABORATORIES STAGE 3 AND ABOVE*	% LABS ON STAGE 3 AND ABOVE*

*Facilities using GeneXpert machines included.

HIGHLIGHTS AND RECENT UPDATES ON COVID-19

- As of 01 July 2020, DOH recorded **26,803 active cases** with the majority of the patients exhibiting **mild symptoms** (25,353; 94.6%) while **27 patients** are in **critical condition** (0.1%).
- As of 01 July 2020, there are **3,421** healthcare workers who have been infected by COVID-19, of which 2,643 (77%) have recovered and 34 have died.
- As of 01 July 2020 a total of **98,698** Returning Overseas Filipino arrived (Land-based: 41,289; Sea-based: 57,409). Of these, **92,166** were released from facility quarantine (Land-based: 36,805; Sea-based: 55,361). Among the Returning Overseas Filipino, **2,379** were confirmed COVID-19 (Land-based: 1,241; Sea-based: 1,138). Among the confirmed COVID-19 ROF, 606 are currently admitted (Land-based: 468; Sea-based: 138); 1,690 recovered; and 1 died.
- The DOH reiterates to the public the **importance of regulation in the fight against COVID-19**. All research and studies in finding the cure for COVID are recognized, and monitored by Food and Drug Administration (FDA).
- The FDA is the government's main regulatory body that ensures safety, efficacy, and quality of drugs, medical devices including COVID-19 test kits, processed foods, and more.



Contact Details

For further information, you may reach us through the following platforms:

SOCIAL MEDIA ACCOUNTS

- f Facebook:**
fb.com/OfficialDOHgov
- Twitter:**
[@DOHgovph](https://twitter.com/DOHgovph)
- Viber:**
 DOH PH COVID-19
- TikTok:**
[@dohgovph](https://tiktok.com/@dohgovph)

WEBSITES

- DOH:**
www.doh.gov.ph
- Healthy Pilipinas:**
healthypilipinas.ph

CONTACT NUMBERS

- (02) 894 - COVID (26843) or 1555 (for all subscribers)**

THANK YOU for checking out this issue of Beat-COVID-19 Today! We'd like to know what you think. Send us your feedback at dohfeedback@gmail.com.