

Beat COVID-19 Today

A COVID-19 Philippine Situationer: Full Weekly Report



Issue 62 | June 28, 2020

Total Cases as of 27 June 2020

34,803

+738 (560 Fresh, 178 Late)

Active Cases (net of recoveries and deaths)

24,137

+477

Recovered

9,430

+249



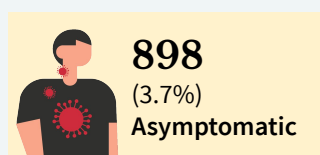
Died

1,236

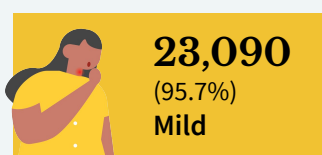
+12




Breakdown of Active Cases



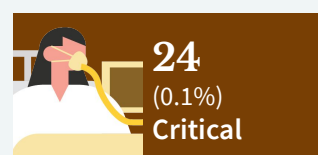
A patient with an RT-PCR confirmed case of COVID-19 without symptoms.



A patient with mild symptoms and stable vital signs. Unless the patient belongs to high-risk subgroups or has comorbidities, they are often not admitted to a treatment facility.



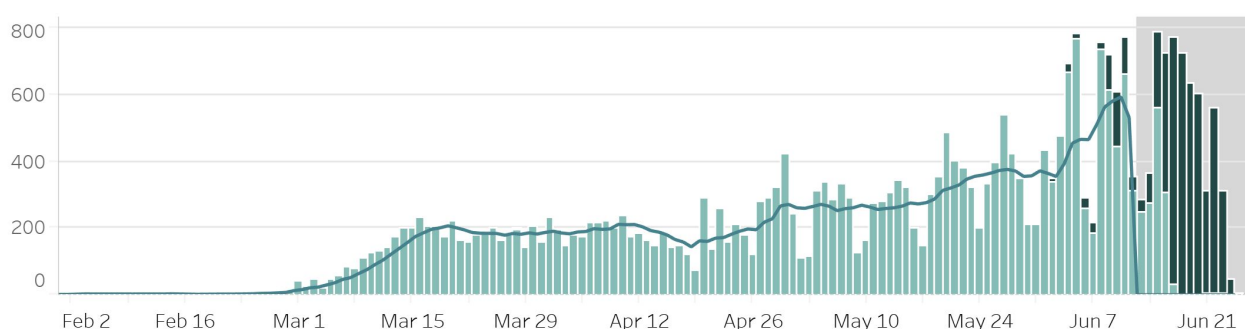
A patient with difficulty breathing, altered mental status, considered high-risk or in need of hospital care.



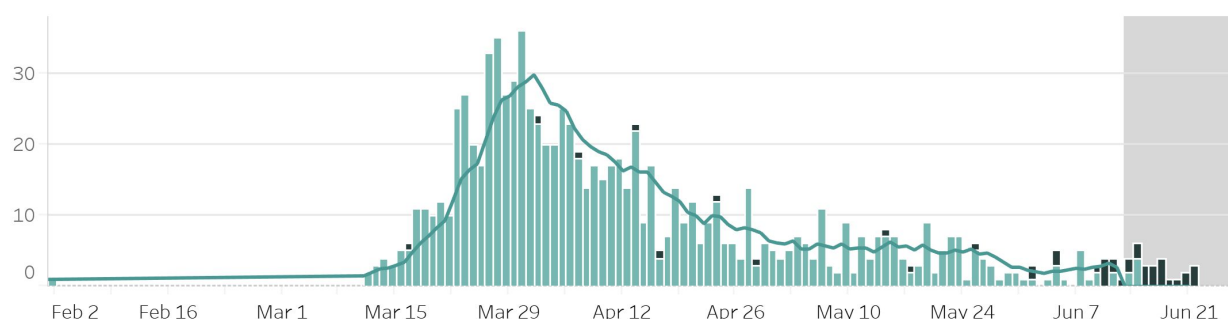
A patient with impending or ongoing respiratory failure, in need of mechanical ventilation, or with evidence of end-organ damage.

Note. A person who is classified as having a mild case of COVID-19 but is considered high-risk due to age or the presence of comorbidities must be admitted to a treatment facility. Severe or critical cases must be admitted to a treatment facility, regardless of inclusion in high-risk subgroups or presence of comorbidities.

CONFIRMED CASES BY DATE OF ONSET OF ILLNESS



CONFIRMED DEATHS BY DATE OF DEATH



Notes.

1. Bars with dark green colors indicate the actual date of onset or date of death for cases reported from June 21 to June 27.
2. In cases where date of onset of illness is unreported, date of specimen collection was used as proxy. Cases that do not have both are not accounted for in the date of onset histogram. As of this situation report, around 10% of cases have unreported dates of specimen collection and onset of illness.
3. **Owing to delays in reporting, case counts in the gray shaded area are still most likely incomplete. Hence, we urge caution in interpreting data beyond this date.** Rest assured that the DOH continues to work tirelessly to ensure the timely reporting of accurate data.

CASE BREAKDOWN BY REGION

	Count - Cases	Count - Recoveries	Count - Deaths	Case Fatality Rate
BARMM	58	11	4	6.9%
CAR	115	51	2	1.74
CARAGA	90	8	0	0%
NCR	17,450	6,270	835	4.79%
Region I- Ilocos Region	144	61	12	8.33%
Region II - Cagayan Valley	47	34	1	2.13%
Region III - Central Luzon	907	426	37	4.08%
Region IV-A - CALABARZON	2,516	1,182	137	5.45%
Region IV-B - MIMAROPA	93	59	4	4.3%
Region V - Bicol Region	118	74	5	4.24%
Region VI - Western Visayas	245	103	11	4.49%
Region VII - Central Visayas	6,989	604	138	1.97%
Region VIII - Eastern Visayas	334	28	0	0%
Region IX - Zamboanga Peninsula	209	134	5	2.39%
Region X - Northern Mindanao	103	19	9	8.74%
Region XI - Davao Region	504	227	30	5.95%
Region XII - SOCCKSARGEN	56	22	1	1.79%
Repatriate	1,929	73	1	0.05%
Unknown region	2,896	44	4	0.14%
GRAND TOTAL				

TOP CONFIRMED PROVINCES/CITIES BY CONFIRMED CASES

	Count - Cases	Count - Recoveries	Count - Deaths	Case Fatality Rate
Cebu City	4,490	510	77	1.71%
Quezon City	3,151	1,465	191	6.06%
City of Manila	2,270	832	126	5.55%
Cebu Province	1,005	32	37	3.68%
City of Makati	953	449	64	6.72%
Caloocan City	911	314	45	4.94%
City Of Parañaque	815	525	50	6.13%
Rizal	744	381	45	6.05%
City of Pasig	736	323	65	8.83%
City of Mandaluyong	735	456	50	6.8%
Taguig City	710	286	16	2.25%
Pasay City	622	226	28	4.5%
Laguna	606	346	24	3.96%
Cavite	580	280	38	6.55%
Mandaue City	574	14	5	0.87%
City of Muntinlupa	405	154	31	7.65%
City of Las Piñas	404	214	23	5.69%
Lapu-Lapu City (Opon)	383	42	15	3.92%
City of Valenzuela	382	143	9	2.36%
Bulacan	380	137	18	4.74%

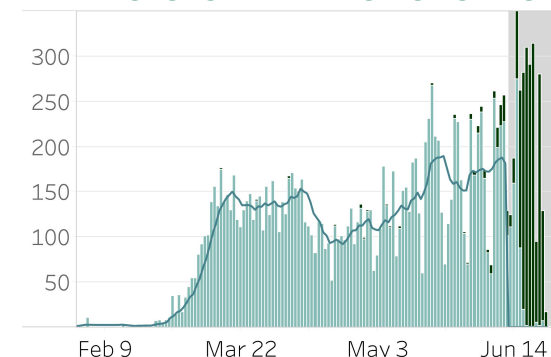
TOP REGIONS BY NEWLY-ANNOUNCED FRESH CASES THIS WEEK

NCR	1,576
REGION VII: Central Visayas	1,194
REGION IV-A: CALABARZON	265
REGION III - Central Luzon	70
REGION VI: Western Visayas	70
REGION VIII: Eastern Visayas	43

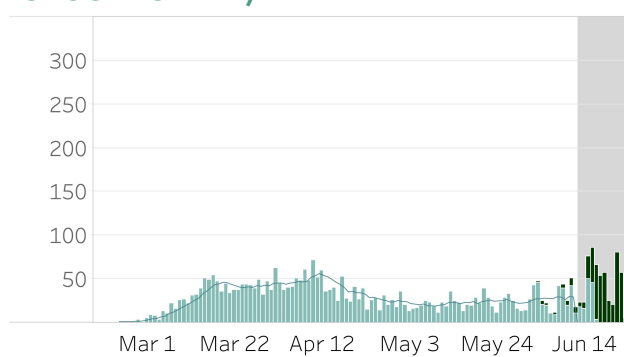
TOP PROVINCES/CITIES BY NEWLY-ANNOUNCED FRESH CASES THIS WEEK

Cebu City	547
Cebu Province	258
Quezon City	178
Mandaue City	167
City of Manila	145
Lapu-lapu City (Opon)	130

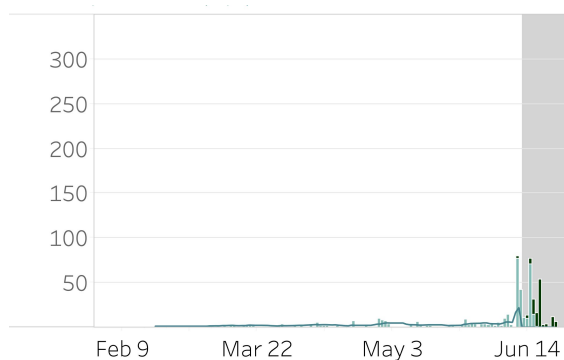
CONFIRMED CASES BY DATE OF ONSET OF ILLNESS (DISAGGREGATED)



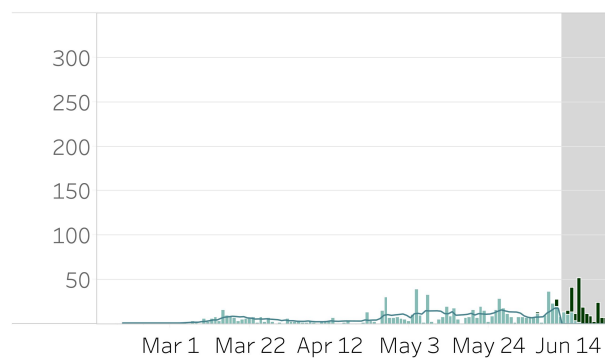
NCR



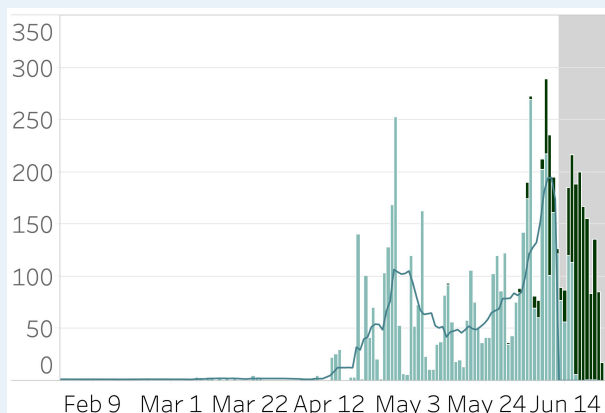
Luzon



Visayas



Mindanao



Region VII - Central Visayas

Notes.

1. Bars with dark green colors indicate the actual date of onset or date of death for newly-reported cases from June 21 to 27.
2. The cases from the "NCR" graph have been separated from cases of the "Luzon" graph.
3. The cases from the "Region VII - Central Visayas" graph have been separated from the "Visayas" graph.
4. Owing to delays in reporting, case counts within the gray area are still incomplete. Hence, we urge caution in interpreting data beyond this date. The axis for dates have been relabeled to better reflect data before gray area. Rest assured that the DOH continues to work tirelessly to ensure the timely reporting of accurate data.

COVID-19'S CAPACITY TO SPREAD (R_t VALUE)

1.36 ± 0.04

R_t AS OF 9 JUNE
(please see note)




from 1.28 ± 0.04 (8 June)

The time-varying **reproduction number (R_t)** indicates the possible number of people being infected by a sick person, at a specific time with control measures in place.

IMPORTANT NOTE. The reproduction number is measured using symptom onset, we do not include in the interpretation the past 14-16 days given the time between symptoms, health seeking, testing, and reporting. When interpreting the reproduction number keep in mind that it is a **lagging indicator**. Please do not expect this number to change daily.

- The reproduction number (R_t) was around 2 early on in the outbreak. This meant that each confirmed person with COVID was infecting 2 other people.
- Based on the latest data, we are 95 percent confident that $R_t = 1.36 \pm 0.04$, which means each infected individual was infecting an average of 1.36 other persons **around two weeks ago**.
- Lowering this value is made possible through efforts such as social distancing, wearing of PPE, and other means to stop the spread of the virus.
- The goal is for R_t to be less than 1, which would mean that, on average, an infected person is infecting less than one person, eventually stopping the transmission of COVID-19.



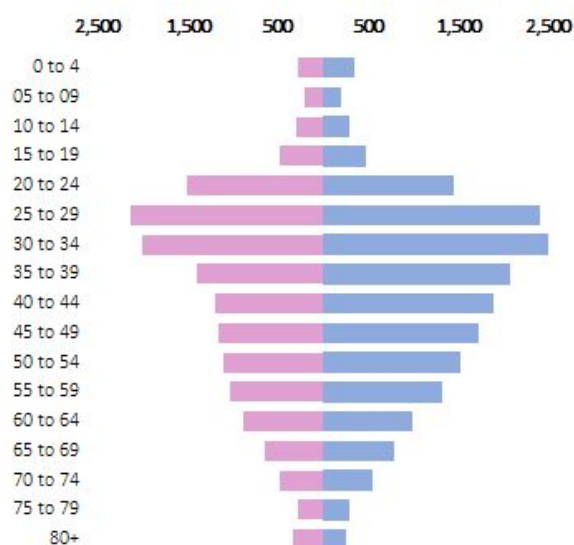
BREAKDOWN OF CASES BY AGE (FEMALE)

AGE GROUP	CASE COUNT	DEATHS	RECOVERIES
Unknown age	47	1	4
0 to 4	260	7	41
5 to 9	189	3	32
10 to 14	290	1	37
15 to 19	471	4	87
20 to 24	1,543	0	359
25 to 29	2,136	8	590
30 to 34	2,005	6	631
35 to 39	1,391	12	375
40 to 44	1,181	18	355
45 to 49	1,150	19	374
50 to 54	1,103	31	351
55 to 59	1,031	42	344
60 to 64	870	66	321
65 to 69	640	64	226
70 to 74	472	79	168
75 to 79	263	43	82
80+	317	61	81

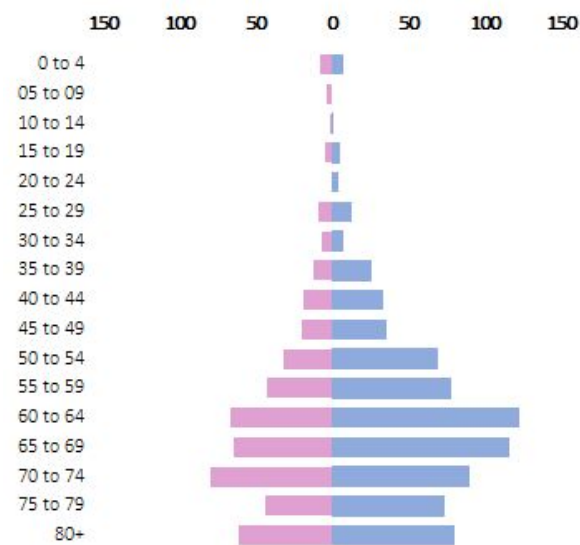
BREAKDOWN OF CASES BY AGE (MALE)

AGE GROUP	CASE COUNT	DEATHS	RECOVERIES
Unknown age	107	2	6
0 to 4	359	8	62
5 to 9	208	0	37
10 to 14	308	1	53
15 to 19	489	6	89
20 to 24	1,467	5	280
25 to 29	2,414	13	510
30 to 34	2,595	8	695
35 to 39	2,093	26	500
40 to 44	1,901	34	443
45 to 49	1,745	36	456
50 to 54	1,535	70	451
55 to 59	1,333	78	408
60 to 64	1,007	123	337
65 to 69	799	116	282
70 to 74	553	90	209
75 to 79	304	74	90
80+	267	81	64

AGE AND SEX DISTRIBUTION: CASE COUNTS



AGE AND SEX DISTRIBUTION: DEATHS

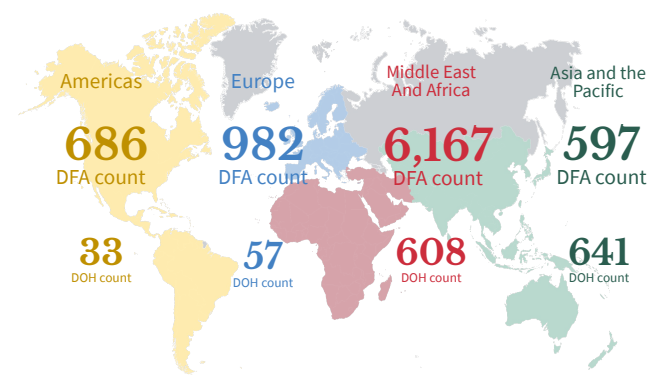


CASE SUMMARY OF OVERSEAS FILIPINOS (OFs)

8,432 Confirmed OFs DFA Count	1,339 Confirmed OFs DOH Count
--	--

DOH Counts validated through the International Health Regulation (IHR), 24 cases for validation of disposition

REGIONAL DISTRIBUTION



CONFIRMED CASE COUNTS IN ASEAN

COUNTRY	CASE COUNT	RECOVERED	DEATHS
INDONESIA	52,812	21,909	2,720
SINGAPORE	43,246	37,163	26
PHILIPPINES	34,803	9,430	1,236
MALAYSIA	8,616	8,308	121
THAILAND	3,162	3,053	58
VIETNAM	355	330	0

WEEKLY TESTING STATISTICS (June 21 to 27; data as of June 27 6 PM)

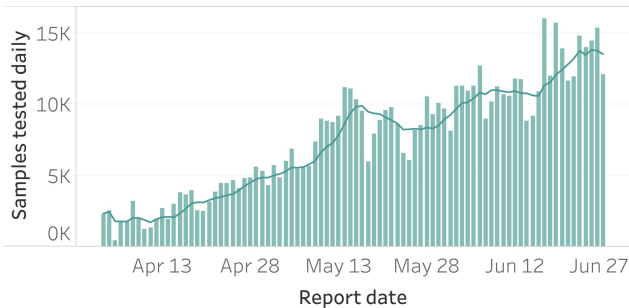
FACILITY NAME	SAMPLE TESTED	INDIVIDUALS TESTED	POSITIVE TESTS	POSITIVITY RATE	TESTING BACKLOGS (as of June 27)
Allegiant Regional Care Hospital	159	159	60	38%	0
Asian Hospital and Medical Center	678	629	27	4%	0
Baguio General Hospital and Medical Center	5625	4894	8	0%	0
Bataan General Hospital (RT PCR)	662	660	10	2%	0
Bataan General Hospital and Medical Center GeneXpert Laboratory	209	206	2	1%	0
Bicol Medical Center GeneXpert Laboratory	211	174	7	4%	0
Bicol Regional Diagnostic and Reference Laboratory (BRDRL)	796	700	7	1%	0
Bulacan Medical Center GeneXpert Laboratory	4	5	1	20%	0
Cagayan Valley CHD GeneXpert Laboratory	897	888	26	3%	154
Cebu TB Reference Laboratory - Molecular Facility for COVID-19 Testing	2547	2503	561	22%	0
Chinese General Hospital	4093	4092	637	16%	0
Cotabato Regional and Medical Center GeneXpert Laboratory	308	288	28	10%	0
Davao One World Diagnostic Center Incorporated	143	143	2	1%	0
Davao Regional Medical Center GeneXpert Laboratory	333	326	14	4%	0
De La Salle Medical and Health Sciences Institute	1371	1368	66	5%	193
Detoxicare Molecular Diagnostics Laboratory	12489	12489	863	7%	51
Divine Word Hospital	0	0	0	N/A	0
Dr. Arturo Pingoy Medical Center GeneXpert Laboratory	47	46	0	0%	0
Dr. Jose N. Rodriguez Memorial Hospital and Sanitarium (TALA) GeneXpert Laboratory	141	136	61	45%	0
Eastern Visayas Regional Covid Testing Center	1372	1372	90	7%	0
Greencity Medical Center	313	117	3	3%	0
Hi-Precision Diagnostics (QC)	314	243	17	7%	0
Ilocos Training and Regional Medical Center	1269	1269	1	0%	0
Jose B. Lingad Memorial General Hospital	4326	4276	61	1%	0
Lucena United Doctors Hospital and Medical Center	592	571	1	0%	0
Lung Center of the Philippines (LCP)	1247	1240	103	8%	0
Lung Center of the Philippines GeneXpert Laboratory	98	96	14	15%	0
Makati Medical Center (MMC)	1798	1670	86	5%	0
Mariano Marcos Memorial Hospital (RT PCR)	119	119	0	0%	0
Mariano Marcos Memorial Hospital GeneXpert Laboratory	32	32	0	0%	0
Marikina Molecular Diagnostics Laboratory (MMDL)	358	353	20	6%	0
National Kidney and Transplant Institute	370	368	64	17%	0
Northern Mindanao Medical Center GeneXpert Laboratory	181	161	19	12%	0
Northern Mindanao TB Regional Center	465	458	46	10%	0
Oriental Mindoro Provincial Hospital GeneXpert Laboratory	104	102	0	0%	0
Ospital ng Imus	533	533	11	2%	0
Ospital ng Palawan GeneXpert Laboratory	244	243	14	6%	0
PNP Crime Laboratory	216	216	7	3%	0
Philippine Red Cross (PRC)	3060	3037	112	4%	0
Philippine Red Cross - Logistics and Training Center	223	223	0	0%	0
Philippine Red Cross - Port Area	3504	3411	189	6%	0
Philippine Red Cross Logistics & Multipurpose Center	11246	11192	314	3%	0
Prime Care Alpha Covid-19 Testing Laboratory	724	724	1	0%	0
Region 1 Medical Center GeneXpert Laboratory	200	200	3	2%	0
Research Institute for Tropical Medicine (RITM)	9556	8097	742	9%	875
Safeguard DNA Diagnostics, Inc	78	78	4	5%	0
San Lazaro Hospital (SLH)	1467	1084	218	20%	0
Singapore Diagnostics	784	669	151	23%	0
Southern Philippines Medical Center (SPMC)	1895	1436	89	6%	0
St. Luke's Medical Center - BGC (SLMC-BGC)	2079	1305	213	16%	0
St. Luke's Medical Center - Quezon City (SLMC-QC)	1606	885	175	20%	0
Teresita Jalandoni Provincial Hospital	0	0	0	N/A	0
The Medical City (TMC)	903	715	109	15%	72
Tondo Medical Center GeneXpert Laboratory	273	273	66	24%	0
Tropical Disease Foundation	359	280	42	15%	0
UP National Institutes of Health (UP-NIH)	972	869	39	4%	0
UP Philippine Genome Center	1965	1945	554	28%	106
UP-PGH Molecular Laboratory	1350	1163	56	5%	0
Vicente Sotto Memorial Medical Center (VSMC)	1994	1697	799	47%	195
Victoriano Luna - AFRIMS	510	497	6	1%	0
Western Visayas Medical Center (WVMC)	4182	3889	72	2%	1320
Zamboanga City Medical Center - DA Satellite Laboratory	536	527	28	5%	0
Zamboanga City Medical Center GeneXpert Laboratory	468	468	28	6%	0
Total (June 27 output)	94,958 (12,141)	87,809 (11,231)	6,947 (1,265)	7.9% (11.3%)	2,966

Note: Bulacan Medical Center report is for validation. The report showed the individual tested is greater than the sample tested.

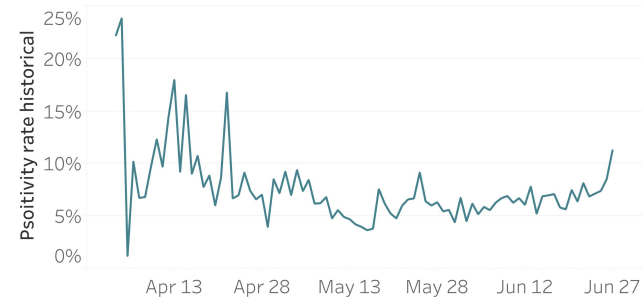
CUMULATIVE TESTING STATISTICS

FACILITY NAME	SAMPLE TESTED	INDIVIDUALS TESTED	POSITIVE TESTS	POSITIVITY RATE
Allegiant Regional Care Hospital	1,180	1,179	226	19%
Asian Hospital and Medical Center	2,171	1,991	84	4%
Baguio General Hospital and Medical Center	34,171	30,245	166	1%
Bataan General Hospital (RT PCR)	995	993	13	1%
Bataan General Hospital and Medical Center GeneXpert Laboratory	944	940	7	1%
Bicol Medical Center GeneXpert Laboratory	677	536	9	2%
Bicol Regional Diagnostic and Reference Laboratory (BRDRL)	4,536	4,287	74	2%
Bulacan Medical Center GeneXpert Laboratory	4	5	1	20%
Cagayan Valley CHD GeneXpert Laboratory	2,456	2,442	39	2%
Cebu TB Reference Laboratory - Molecular Facility for COVID-19 Testing	15,182	14,950	2,956	20%
Chinese General Hospital	22,239	22,216	2,927	13%
Cotabato Regional and Medical Center GeneXpert Laboratory	1,229	1,167	67	6%
Davao One World Diagnostic Center Incorporated	617	599	2	0%
Davao Regional Medical Center GeneXpert Laboratory	1,009	984	15	2%
De La Salle Medical and Health Sciences Institute	6,408	6,393	129	2%
Detoxicare Molecular Diagnostics Laboratory	53,747	53,711	2,912	5%
Divine Word Hospital	1,684	1,623	20	1%
Dr. Arturo Pingoy Medical Center GeneXpert Laboratory	279	273	14	5%
Dr. Jose N. Rodríguez Memorial Hospital and Sanitarium (TALA) GeneXpert Laboratory	575	550	235	43%
Eastern Visayas Regional Covid Testing Center	6,625	6,616	442	7%
Greencity Medical Center	685	124	4	3%
Hi-Precision Diagnostics (QC)	1,246	1,123	28	2%
Ilocos Training and Regional Medical Center	3,481	3,481	1	0%
Jose B. Lingad Memorial General Hospital	13,892	13,506	123	1%
Lucena United Doctors Hospital and Medical Center	2,217	2,178	35	2%
Lung Center of the Philippines (LCP)	20,522	20,464	916	4%
Lung Center of the Philippines GeneXpert Laboratory	1,678	1,650	241	15%
Makati Medical Center (MMC)	12,513	11,861	634	5%
Mariano Marcos Memorial Hospital (RT PCR)	177	177	0	0%
Mariano Marcos Memorial Hospital GeneXpert Laboratory	187	187	4	2%
Marikina Molecular Diagnostics Laboratory (MMDL)	5,210	4,960	278	6%
National Kidney and Transplant Institute	1,664	1,640	205	13%
Northern Mindanao Medical Center GeneXpert Laboratory	1,060	1,028	95	9%
Northern Mindanao TB Regional Center	597	590	59	10%
Oriental Mindoro Provincial Hospital GeneXpert Laboratory	261	259	2	1%
Ospital ng Imus	1,409	1,409	11	1%
Ospital ng Palawan GeneXpert Laboratory	472	471	27	6%
PNP Crime Laboratory	555	555	41	7%
Philippine Red Cross (PRC)	52,892	51,868	1,999	4%
Philippine Red Cross - Logistics and Training Center	297	297	0	0%
Philippine Red Cross - Port Area	15,439	15,048	474	3%
Philippine Red Cross Logistics & Multipurpose Center	79,224	77,639	2,832	4%
Prime Care Alpha Covid-19 Testing Laboratory	724	724	1	0%
Region 1 Medical Center GeneXpert Laboratory	531	531	3	1%
Research Institute for Tropical Medicine (RITM)	133,630	116,231	10,471	9%
Safeguard DNA Diagnostics, Inc	638	638	7	1%
San Lazaro Hospital (SLH)	18,580	15,213	1,043	7%
Singapore Diagnostics	8,496	7,931	957	12%
Southern Philippines Medical Center (SPMC)	18,109	14,222	698	5%
St. Luke's Medical Center - BGC (SLMC-BGC)	20,504	15,480	1,376	9%
St. Luke's Medical Center - Quezon City (SLMC-QC)	13,420	8,897	1,614	18%
Teresita Jalandoni Provincial Hospital	719	719	5	1%
The Medical City (TMC)	8,699	7,459	917	12%
Tondo Medical Center GeneXpert Laboratory	1,076	1,070	225	21%
Tropical Disease Foundation	623	532	44	8%
UP National Institutes of Health (UP-NIH)	13,822	12,577	1,626	13%
UP Philippine Genome Center	7,638	7,447	1,502	20%
UP-PGH Molecular Laboratory	8,157	7,450	502	7%
Vicente Sotto Memorial Medical Center (VSMC)	26,662	23,818	4,918	21%
Victoriano Luna - AFRIMS	3,197	3,097	25	1%
Western Visayas Medical Center (WVMC)	26,977	24,002	226	1%
Zamboanga City Medical Center - DA Satellite Laboratory	2,868	2,726	66	2%
Zamboanga City Medical Center GeneXpert Laboratory	2,424	2,416	191	8%
Total	689,900	635,395	44,764	7.05%

HISTORICAL DAILY TESTING STATISTICS



DAILY POSITIVITY RATE



94,598
Total tests conducted this week

689,900
Total tests conducted

44,764 (7.05%)

Total positive individuals
Note: The DOH is continuously validating the number of positive individuals as reported by the laboratories. When necessary, they are deduplicated. **As such, the discrepancy with the number of confirmed cases do not necessarily reflect backlogs in case validation.**

This week, an average of 13,514 samples were processed each day by 63 laboratories.

6,947 specimens tested positive, for a weekly positivity rate of 7.91 percent.

Of the 6,947 specimens that tested positive, 1,420 (20%) came from labs in Region VII, and 4,889 (70%) came from labs in NCR. In terms of positivity rates, 33% of individual specimens (1,420 out of 4,359) tested positive in Region VII labs, while 9% of individual specimens (4,889 out of 57,032) tested positive in NCR labs.

STATUS OF LABORATORY LICENSING

50	19	166	147	89%
NO. OF LICENSED RT-PCR LABORATORIES	NO. OF LICENSED GENEXPERT LABS	TOTAL NO. OF LABORATORY APPLICATIONS*	TOTAL NO. OF LABORATORIES STAGE 3 AND ABOVE*	% LABS ON STAGE 3 AND ABOVE*

RT-PCR Laboratories

NAME OF HEALTH FACILITY OR LABORATORY		REGION	ACCREDITATION STATUS
1	AFRIMS - Collaborative Molecular Laboratory	NCR	STAGE 5
2	Asian Hospital & Medical Center		
3	Chinese General Hospital		
4	Detoxicare Molecular Diagnostics Laboratory		
5	Hi-Precision (QC)		
6	Lung Center of the Philippines		
7	Makati Medical Center		
8	Marikina Molecular Diagnostic Laboratory		
9	National Kidney and Transplant Institute		
10	Philippine Genome Center UP-Diliman		
11	Philippine Red Cross		
12	Philippine Red Cross - Port Area		
13	PNP Crime Laboratory		
14	PRC - PRC Logistics and Multipurpose Center		
15	Research Institute for Tropical Medicine		
16	Safeguard DNA Diagnostics, Inc.		
17	San Lazaro Hospital		

COVID-19 PHILIPPINE SITUATIONER #062 (JUNE 28, 2020)

NAME OF HEALTH FACILITY OR LABORATORY		REGION	ACCREDITATION STATUS
18	Singapore Diagnostic, Inc.	NCR	STAGE 5
19	St. Luke's Medical Center - BGC		
20	St. Luke's Medical Center- QC		
21	The Medical City - Ortigas		
22	Tropical Disease Foundation		
23	UP National Institutes of Health		
24	San Miguel Foundation Testing Laboratory		
25	UP-PGH-MRL	CAR	
26	Baguio General Hospital and Medical Center		
27	Ilocos Training Regional Medical Center	I	
28	Mariano Marcos Memorial Hospital	III	
29	Bataan General Hospital		
30	Green City Medical Center		
31	J B. Lingad Memorial Hospital	IV-A	
32	Philippine Red Cross - Logistics and Training Center		
33	DLSU - Cavite		
34	Lucena United Doctors Hospital and Medical Center	V	
35	Qualimed Hospital Sta. Rosa		
36	Ospital ng Imus	VI	
37	Bicol Regional Diagnostic and Reference Laboratory		
38	Teresita Jalandoni Provincial Hospital	VII	
39	Western Visayas Medical Center		
40	Allegiant Regional Care Hospital		
41	Cebu TB Reference Laboratory	VIII	
42	Prime Care Alpha COVID-19 Testing Laboratory		
43	Vicente Sotto Memorial Medical Center	IX	
44	Divine Word Hospital		
45	Eastern Visayas Regional Covid-19 Testing Center	X	
46	Zamboanga City Medical Center-Department of Agriculture Satellite Laboratory for COVID-19 Testing		
47	Northern Mindanao TB Regional Center	XI	
48	Polymedic Medical Plaza		
49	Davao One World Diagnostic Center Incorporated	NCR	
50	Southern Philippines Medical Center		
51	Fe del Mundo Medical center	III	
52	Philippine Red Cross Clark Molecular Laboratory		
53	Laguna Provincial Hospital - San Pablo City District Hospital	IV-A	
54	University of the Philippines -Los Baños		
55	American Bio-Clinical Laboratory	NCR	STAGE 3
56	Capitol Medical Center Inc.		
57	Health Delivery Systems		
58	Philippine Airport Diagnostic Laboratory		
59	Philippine Children's Medical Center		
60	Quirino Memorial Medical Center		
61	University of Perpetual Help System Dalta		
62	Veteran Memorial Medical Center	CAR	
63	Baguio General Hospital and Medical Center		
64	Benguet General Hospital		
65	Parkway Medical and Diagnostic Center	II	
66	Cagayan Valley Medical Center		
67	Southern Isabela Medical Center	III	
68	Dr. Paulino J. Garcia Memorial Research and Medical Center		
69	Qualimed Hospital SJDM		
70	Tarlac Provincial Hospital Molecular Laboratory	IV-A	
71	The Medical City - Clark		
72	Batangas Medical Center		
73	Calamba Medical Center		
74	Daniel O. Mercado Medical Center		

NEWLY ADDED LABORATORIES THIS WEEK

NAME OF HEALTH FACILITY OR LABORATORY		REGION	ACCREDITATION STATUS
75	Mary Mediatrix Medical Center	IV-A	STAGE 3
76	Ospital ng Lipa		
77	San Pablo College Medical Center		
78	Bacolod Queen of Mercy Hospital	VI	
79	Corazon Locsin Montelibano Memorial Regional Hospital		
80	Dr. Pablo O. Torre Memorial Hospital		
81	Metro Iloilo Hospital and Medical Center, Inc. Covid-19 Testing Laboratory		
82	Qualimed Health Network		
83	The Doctors Hospital, Inc.		
84	Western Visayas State University Medical Center	VII	
85	Cebu Doctors University Hospital, Inc.		
86	Chong Hua Hospital		
87	Governor Celestino Gallares Memorial Medical Center		
88	University of Cebu Medical Center	IX	
89	Ciudad Medical Zamboanga		
90	Maria Reyna Xavier University Hospital Inc.	X	
91	Northern Mindanao Medical Center	XI	
92	Southern Philippines Medical Center (SPMC) - Pop-up		
93	Cotabato Regional Medical Center	XII	
94	Dr. Jorge P. Royeca Hospital		
95	Adela Serra TY Memorial Medical Center	CARAGA	

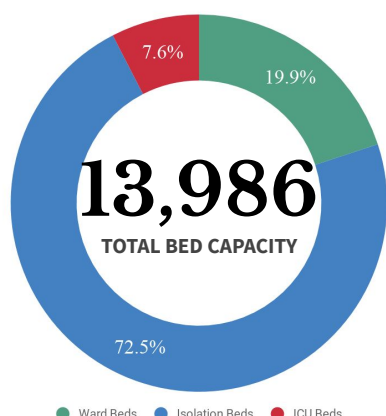
Cartridge-based PCR or GeneXpert Laboratories

NAME OF HEALTH FACILITY OR LABORATORY		REGION	ACCREDITATION STATUS
1	Dr. Jose B. Rodriguez Memorial Hospital and Sanitarium	NCR	STAGE 5
2	Lung Center of the Philippines		
3	National Kidney and Transplant Institute		
4	Sta. Ana Hospital - Closed System Molecular Laboratory		
5	Tondo Medical Center		
6	Mariano Marcos Memorial Hospital	I	
7	Region 1 Medical Center		
8	Cagayan Valley CHD TB Reference Laboratory	II	
9	Bataan General Hospital	III	
10	Bulacan Medical Center		
11	Batangas Medical Center	IV-A	
12	Oriental Mindoro Provincial Hospital	IV-B	
13	Ospital ng Palawan		
14	Bicol Medical Center	V	
15	Zamboanga City Medical Center	IX	
16	Northern Mindanao Medical Center	X	
17	Davao Regional Medical Center	XI	
18	Cotabato Regional Medical Center	XII	
19	Dr. Arturo Pingoy Medical Center		
20	Amai Pakpak Medical Center	BARM	STAGE 4
21	Amang Rodriguez Memorial Center	NCR	STAGE 3
22	Cardinal Santos Medical Center		
23	East Avenue Medical Center		
24	Jose R. Reyes Memorial Medical Center		
25	Las Pinas General Hospital		
26	Philippine Heart Center		
27	PTSI - QI		
28	Rizal Medical Center		
29	San Lazaro Hospital (SLH)		

NAME OF HEALTH FACILITY OR LABORATORY		REGION	ACCREDITATION STATUS
30	St. Luke's Medical Center - BGC (HB)	NCR	STAGE 3
31	St. Luke's Medical Center- QC	NCR	
32	The Medical City - Ortigas	NCR	
33	Tropical Disease Foundation	NCR	
34	Cordillera Hospital of the Divine Grace	CAR	
35	Butuan Medical Center	CARAGA	
36	CARAGA Regional Hospital		
37	Ilocos Training Regional Medical Center	I	
38	Cagayan Valley Medical Center	II	
39	Region II Trauma and Medical Center	II	
40	Central Luzon Doctor's Hospital	III	
41	President Ramon Magsaysay Provincial Hospital	III	
42	Rakkk Prophet Medical Center, Inc.	IV-A	
43	Sta. Rosa CHO	IV-A	
44	Occidental Mindoro Provincial Hospital	IV-B	
45	Western Visayas Medical Center (WVMC)	VI	
46	Cebu TB Reference Laboratory	VII	
47	Negros Oriental Provincial Hospital	VII	
48	Siliman University Medical Center	VII	
49	Davao Doctors Hospital	XI	
50	Davao TB Reference Laboratory	XI	
51	Southern Philippines Medical Center (SPMC)	XI	
52	St. Elizabeth Hospital	XII	

NEWLY ADDED LABORATORIES THIS WEEK

EQUIPMENT UTILIZATION



ICU BEDS

1,352 (36.3% occupied)



ISOLATION BEDS

9,395 (37.5% occupied)



WARD BEDS

3,239 (41.1% occupied)



MECHANICAL VENTILATORS

2,024 (21.8% occupied)


Note. The number of confirmed severe and critical cases may not necessarily correspond to occupancy of ICU beds and mechanical ventilators as suspect and probable cases in severe or critical condition also utilize these resources.

REGION	ISOLATION BEDS	% OCCUPIED	WARD BEDS	% OCCUPIED	ICU BEDS	% OCCUPIED	MECHANICAL VENTILATORS	% OCCUPIED
BARMM	90	5.56%	17	0%	3	0%	6	0%
CAR	306	27.45%	75	14.67%	41	29.27%	33	15.15%
NCR	2,261	58.65%	997	63.99%	509	46.76%	822	32%
I	424	22.17%	170	5.29%	82	26.83%	76	10.53%
II	356	16.57%	74	37.84%	53	13.21%	35	8.57%
III	814	35.63%	151	11.26%	126	31.75%	191	13.09%
IV-A	865	47.75%	421	41.33%	118	47.46%	183	21.86%
IV-B	294	12.93%	129	2.33%	32	6.25%	48	0%
V	297	7.07%	103	10.68%	34	0%	25	0%
VI	465	19.57%	105	13.33%	59	18.64%	87	2.3%
VII	1,036	59.65%	504	60.12%	112	51.79%	172	40.7%
VIII	334	29.94%	68	41.18%	10	10%	25	0%
IX	279	18.64%	69	18.84%	14	28.57%	33	6.06%
X	352	12.78%	56	10.71%	44	11.36%	48	6.25%
XI	296	24.66%	91	31.87%	45	53.33%	51	19.61%
XII	303	22.44%	127	10.24%	23	0%	37	0%
XIII	153	5.23%	22	50%	8	12.5%	11	0%
TOTAL	9,395	37.5%	3,239	41.1%	1,352	36.3%	2,024	21.8%


PERSONAL PROTECTIVE EQUIPMENT AND OTHER HEALTH EQUIPMENT DISTRIBUTED



1,844,691
Coveralls



1,284,266
Face Shield



1,903,455
Head caps



9,764,850
Face Masks



3,943,170
Gloves



3,070
Thermal Scanners



1,868,338
Gown



945,418
Goggles




900,700
Aprons



1,786,290
Kn95
596,634
N95



76
Non-invasive
Ventilators



10
Sanitation Tents

FOREIGN AND LOCAL DONATIONS PROCESSED

200 Units of Bi-PAP machines

Temasek Foundation

DONOR	RT-PCR BRAND	QUANTITY
Ministry of Health Brunei Mammoth Foundation	BGI (China)	101,000
Shanghai Nanjiang Co., Ltd.	Beijing Applied Technologies(China)	483,840
Gov't of China Mr. Carlos Gonzalez San Miguel Corporation	Sansure (China)	285,408
Gov't of Singapore Temasek Foundation	A*Star Fortitude (Singapore)	640,000
Udenna Foundation Republic of Korea	Q SenS (South Korea)	85,000
Global Fund - Philippine Business for Social Progress	Gene Xpert Cepheid (USA)	42,000
TOTAL		1,637,248

Summary of donated PPEs:



6,425,950
Surgical Mask



390,440
N95 Masks



401
Ventilators



291,279
Coveralls

HEALTHCARE WORKERS AFFECTED BY COVID-19

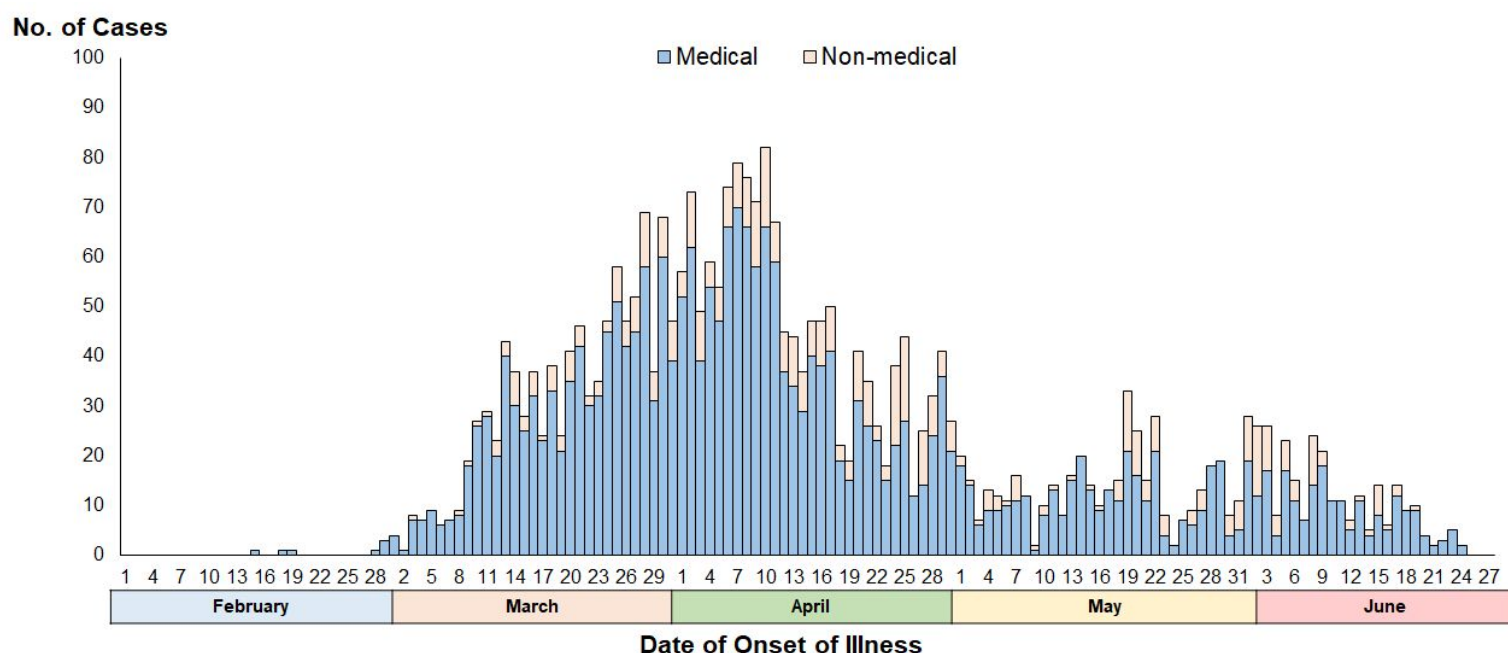


Top Healthcare workers affected by COVID-19 as of 27 June 2020

Medical Profession/Cadre With COVID-19 cases	CASE COUNT	DEATHS	CASE FATALITY RATE
Medical			
Nurse	1,207	3	0.25%
Physician	842	24	2.85%
Nursing Assistant	230	0	0.00%
Medical Technologist	135	0	0.00%
Radiologic Technologist	69	0	0.00%
Midwife	52	0	0.00%
Respiratory Therapist	33	0	0.00%
Pharmacist	21	0	0.00%
Non-medical			
Admin Staff	218	4	1.83%
Utility	97	0	0.00%
Dietary Staff	53	1	1.89%
Driver	37	0	0.00%
Barangay Health Worker	34	0	0.00%
Security Guard	19	0	0.00%
Caregiver	12	0	0.00%

Healthcare Workers with confirmed COVID-19 by Date of Onset of Illness (N= 3,360)

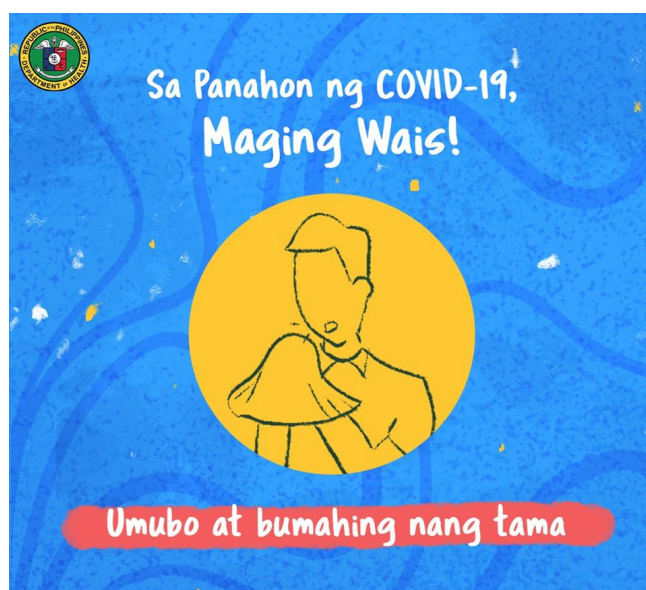
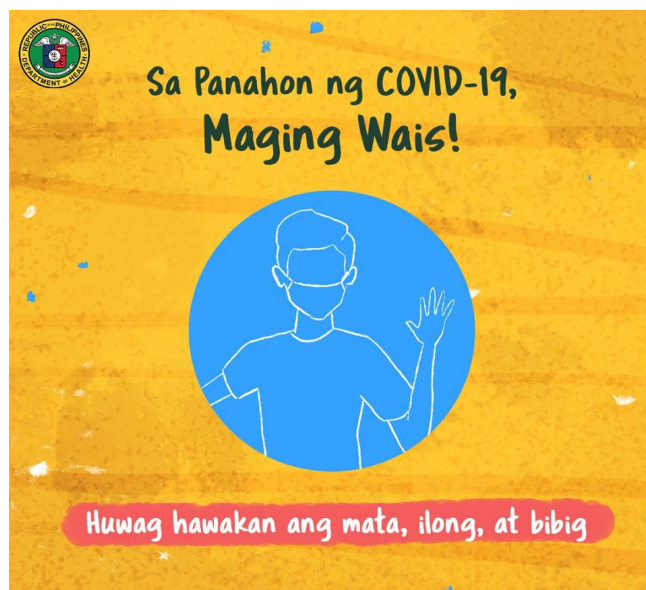
Philippines, as of June 27, 2020



BEHAVIORAL MESSAGES OF THE DAY

As of June 27, 2020

- As the country ushers into the New Normal era, minimum health standards should be observed to keep everyone safe. Part of these precautions include **proper coughing manners** and **refraining from touching one's eyes, nose, and mouth**.
- While quarantine measures have eased out in some areas, **going outside for non-essential reasons is still discouraged**. If truly needed (such as running errands or reporting to work), **everyone is advised to observe minimum health standards** such as frequent handwashing, physical distancing, and the use of face masks, in addition to precautions mentioned above. As part of the New Normal, activities should be planned and finished in one day to avoid repeated exposure outside.
- Mass gatherings are also still discouraged**. If possible, virtual/online gatherings should be done for events such as birthdays, masses, and meetings.
- The public is reminded to educate themselves on [how to take care of house members](#) with sickness. If symptoms worsen, local BHERT must be contacted immediately.



HOW DO YOU REMAIN SAFE AND HEALTHY AMIDST THE COVID-19 PANDEMIC?

ALWAYS remember and practice the following:



Wash hands with soap and water for 20 seconds or more (Try singing the chorus of your favorite song while washing).



Use a hand sanitizer with 70% alcohol if you can't wash your hands for 20 seconds or more.



Avoid touching your face, especially your mouth, eyes, nose.



Make sure you keep 1 meter distance from other people.



Avoid touching things that many people touch like door handles, tables, chairs, etc.



Wear a mask while outside.



Frequently clean surfaces in your house, work or business. This includes tables, doorknobs, light switches, countertops, handles, desks, phones, keys, keyboards, toilets, faucets, and sinks.



Disinfect using a bleach solution (7 tablespoons [100 mL] bleach for 1 liter of clean water).



Disinfect your most used things (like phone, keys, eyeglasses, keyboard, etc.) with 70% alcohol solution.

RECENT UPDATES ON COVID-19

As of June 27, 2020

- DOH has recorded **24,137 active cases** as of June 27, with the majority of the patients exhibiting **mild symptoms** (23,090; 96%) while 24 patients are in critical condition (0.1%).
- Hypertension (299; 57%) and diabetes (229; 44%) are still the top two (2) comorbidities of those who have been infected with COVID-19. A total of 528 (45%) deaths had known comorbidities.
- As of 27 June 2020, there are **3,360 healthcare workers** who have been infected by COVID-19, of which 2,515 have recovered, and 33 have died.
- There are a total of **274 donations** to the DOH were facilitated by its Donations Team both foreign and local donors. One hundred ninety-four (194) transactions, representing 70.8%, have already been completed, of which one donation was delivered on June 27. The team is currently facilitating 56 foreign donations and 24 local donations, while no transaction is on hold.

TREATMENT

For case management of COVID-19 patients, healthcare providers are advised to adhere to the existing [PSMID Guidelines](#).

POLICY IN-FOCUS

The Department of Health has issued Department Memorandum No. 2020-0222¹ “Guidelines on the Continuous Provision of Family Planning (FP) Services during Enhanced Community Quarantine following the COVID-19 Pandemic.” It is crucial to ensure that FP services, along with other reproductive health services, are available and accessible by the public. The benefits of FP go beyond improvements in maternal and infant mortalities. It can result in higher educational attainment, better employment opportunities, higher socioeconomic status, and empowerment.

Check the FAQs².



Contact Details

For further information, you may reach us through the following platforms:


SOCIAL MEDIA ACCOUNTS

- f Facebook:**
fb.com/OfficialDOHgov
- Twitter:**
[@DOHgovph](https://twitter.com/DOHgovph)
- Viber:**
DOH PH COVID-19
- TikTok:**
[@dohgovph](https://tiktok.com/@dohgovph)

WEBSITES

- DOH:**
www.doh.gov.ph
- Healthy Pilipinas:**
healthypilipinas.ph

CONTACT NUMBERS

-  (02) 894 - COVID (26843) or 1555 (for all subscribers)

Resources

1. DM 2020-0222
<https://drive.google.com/file/d/18NQqL6ggauj0vJoHOvE6HimYwRLGLGog/view>
2. FAQs
<https://drive.google.com/file/d/1BGKfJ3mSEtkleN3Arv6BBLa6ZbnGWp9M/view>

THANK YOU for checking out this issue of Beat-COVID-19 Today! We'd like to know what you think. Send us your feedback at dohfeedback@gmail.com.