

MONTHLY REPORT OF DISBURSEMENT  
For the month of January, 2015

Department: **DEPARTMENT OF HEALTH**  
Agency/Operating Unit: **Central Office**  
Region/Province/City: **Metro Manila**  
Fund: **GOP- 101**

PARTICULARS	CURRENT YEAR BUDGET					PRIOR YEAR'S BUDGET											TRUST LIABILITIES				GRAND TOTAL					REMARKS			
	PS	MOOE	Fin. Exp	CO	TOTAL	PRIOR YEAR'S ACCOUNTS PAYABLE					CURRENT YEAR'S ACCOUNTSPAYABLE						SUB-TOTAL	TOTAL	PS	MOOE	CO	TOTAL	PS	MOOE	Fin. Exp		CO	TOTAL	
						PS	MOOE	Fin. Exp	CO	SUB-TOTAL	PS	MOOE	Fin. Exp	CO	SUB-TOTAL	PS													MOOE
1	2	3	4	5	6=2+3+4+5	7	8	9	10	11=(7+8+9+10)	12	13	14	15	16=(12+13+14+15)	17=(11+16)	18=(6+17)	19	20	21	22=(18+20+21)	23	24	25	26	27=(23+24+25+26)	28		
Notice of Cash Allocation(NCA)					-					-					-	-	-												
MDS Checks Issued	5,216,859.29	5,840,522.34			12,067,381.63						797,654.66	236,122,856.27		13,351,997.20	250,272,510.03	250,272,510.03	262,328,891.66					6,014,513.85	242,863,380.61		13,351,997.20	262,328,891.66			
Advice to Debit Account					-					-					-	-	-												
Working Fund (NCA issued to BTr)					-					-					-	-	-												
Tax Remittance Advices Issued(TRA)	5,488,151.42	35,783.28			5,523,934.70						9,188,309.95		802,392.85	9,990,732.80	9,990,732.80	15,514,667.50					5,488,151.42	9,224,123.23		802,392.85	15,514,667.50				
Cash Disbursement Ceiling(CDC)					-					-					-	-	-												
Non-Cash Availment Authority(NCAA)					-					-					-	-	-												
Others (CDT, BTr Docs Stamp, etc)					-					-					-	-	-												
<b>TOTAL</b>	<b>10,705,010.71</b>	<b>6,876,306.62</b>			<b>17,581,316.33</b>						<b>797,654.66</b>	<b>245,311,198.22</b>		<b>14,154,390.05</b>	<b>260,263,242.83</b>	<b>260,263,242.83</b>	<b>277,844,559.16</b>					<b>11,602,566.27</b>	<b>252,187,503.84</b>		<b>14,154,390.05</b>	<b>277,844,559.16</b>			

SUMMARY:

	Previous Report ()	This Month (January)	As of Date
Total Disbursement Authorities Received			
NCA		871,984,000.00	871,984,000.00
Working Fund			-
TRA		15,514,667.50	15,514,667.50
CDC			-
NCAA			-
Others (CDT, BTr Docs Stamp, etc)			-
Less: Notice of Transfer Allocations (NTA) issued			-
Total Disbursement Authorities Available		887,498,667.50	887,498,667.50
Less: Lapsed NCA Disbursements		287,498,510.68	287,498,510.68
Balance of Disbursements Authorities as of to date		600,000,156.82	600,000,156.82

	Previous Report ()	This month(January)	As of Date
Total Disbursements Program		280,830,000.00	280,830,000.00
Less: Actual Disbursements		287,498,510.68	287,498,510.68
(Over)/Under Spending		(6,668,510.68)	(6,668,510.68)

Certified Correct:  
*Racquel P. Alwendia*  
RACQUEL P. ALWENDIA, CPA, MBAH  
Chief Accountant

Approved by:  
*Laureano C. Cruz*  
LAUREANO C. CRUZ, MPA  
OIC, Director IV, FMS

MONTHLY REPORT OF DISBURSEMENT  
For the month of March, 2015


Department: **DEPARTMENT OF HEALTH**  
Agency/Operating Unit: **Central Office**  
Region/Province/City: **Metro Manila**  
Fund: **GOP-101**

PARTICULARS	CURRENT YEAR BUDGET					PRIOR YEAR'S BUDGET											TRUST LIABILITIES				GRAND TOTAL					REMARKS		
	PS	MOOE	Fin. Exp	CO	TOTAL	PRIOR YEAR'S ACCOUNTS PAYABLE					CURRENT YEAR'S ACCOUNTSPAYABLE						SUB-TOTAL	PS	MOOE	CO	TOTAL	PS	MOOE	Fin. Exp	CO		TOTAL	
						PS	MOOE	Fin. Exp	CO	SUB-TOTAL	PS	MOOE	Fin. Exp	CO	SUB-TOTAL	TOTAL												
1	2	3	4	5	6=(2+3+4+5)	7	8	9	10	11=(7+8+9+10)	12	13	14	15	16=(12+13+14+15)	17=(11+16)	18=(6+17)	19	20	21	22=(19+20+21)	23	24	25	26	27=(23+24+25+26)	28	
Notice of Cash Allocation(NCA)					-					-					-													
MDS Checks Issued	30,895,981.24	108,945,830.47			139,841,781.71		1,365,729.34			1,365,729.34	626,008.62	199,727,534.90		34,697,761.89	236,051,295.31	236,417,024.65	376,258,806.36					31,521,959.76	310,039,094.71			34,697,761.89	376,258,806.36	
Advice to Debit Account	51,230.22				51,230.22												51,230.22					51,230.22					51,230.22	
Working Fund (NCA issued to BTr)																												
Tax Remittance Advances Issued(TRA)	6,400,943.98	5,351,351.17			11,752,295.15		20,951.72			20,951.72	9,739,833.57		1,010,577.75	10,750,411.32	10,771,363.04	22,523,658.19					6,400,943.98	15,112,136.46			1,010,577.75	22,523,658.19		
Cash Disbursement Ceiling(CDC)																												
Non-Cash Availment Authority(NCAA)																												
Others (CDT, BTr Docs Stamp, etc)																												
<b>T O T A L</b>	<b>37,348,125.44</b>	<b>114,297,181.64</b>			<b>151,645,307.08</b>		<b>1,386,681.06</b>			<b>1,386,681.06</b>	<b>626,008.62</b>	<b>209,467,368.47</b>		<b>35,708,329.64</b>	<b>246,801,706.63</b>	<b>247,188,387.69</b>	<b>392,333,694.77</b>					<b>37,974,133.96</b>	<b>325,151,231.17</b>			<b>35,708,329.64</b>	<b>398,833,694.77</b>	

SUMMARY:

	Previous Report (February)	This Month (March)	As of Date
Total Disbursement Authorities Received			
NCA	1,470,514,000.00	388,212,500.00	1,858,726,500.00
Working Fund			-
TRA	31,496,765.54	22,523,658.19	54,020,423.73
CDC			-
NCAA			-
Others (CDT, BTr Docs Stamp, etc)			-
Less: Notice of Transfer Allocations (NTA) issued	(300,000.00)	(122,690,120.00)	(122,990,120.00)
Total Disbursement Authorities Available	1,501,710,765.54	288,046,038.19	1,789,756,803.73
Less: Lapsed NCA Disbursements	-	113.18	113.18
Balance of Disbursements Authorities as of to date	110,736,539.54	(110,736,539.54)	-

	Previous Report (January)	This month(February)	As of Date
Total Disbursements Program	895,508,000.00	403,060,000.00	1,298,568,000.00
Less: Actual Disbursements	1,390,674,226.00	276,092,344.55	1,666,766,570.55
(Over)/Under Spending	(495,166,226.00)	126,967,655.45	(368,198,570.55)

Certified Correct:  
  
RAQUEL P. ALVENDIA, CPA, MBAH  
Chief Accountant

Approved by:  
  
LAUREANO C. CRUZ, MPA  
OIC, Director IV, FMS

MONTHLY REPORT OF DISBURSEMENT  
For the month of February, 2015

FAR No. 4

Department: DEPARTMENT OF HEALTH  
Agency/Operating Unit: Central Office  
Region/Province/City: Metro Manila  
Fund: GOP- 101

PARTICULARS	CURRENT YEAR BUDGET					PRIOR YEAR'S BUDGET										TRUST LIABILITIES					GRAND TOTAL					REMARKS		
	PS	MOOE	Fin. Exp	CO	TOTAL	PRIOR YEAR'S ACCOUNTS PAYABLE					CURRENT YEAR'S ACCOUNTSPAYABLE					SUB-TOTAL	TOTAL	PS	MOOE	CO	TOTAL	PS	MOOE	Fin. Exp	CO		TOTAL	
						PS	MOOE	Fin. Exp	CO	SUB-TOTAL	PS	MOOE	Fin. Exp	CO	SUB-TOTAL													TOTAL
1	2	3	4	5	6=(2+3+4+5)	7	8	9	10	11=(7+8+9+10)	12	13	14	15	16=(12+13+14+15)	17=(11+16)	18=(6+17)	19	20	21	22=(19+20+21)	23	24	25	26	24=(23+24+25+26)	28	
Notice of Cash Allocation(NCA)																												
MDS Checks Issued	17,681,006.35	54,469,014.26			72,150,020.61		11,116,025.43			11,116,025.43	110,973.13	689,384,727.26		314,731,870.75	1,004,227,571.14	1,016,343,696.57	1,087,493,617.18					17,791,979.48	754,969,766.95			314,731,870.75	1,087,493,617.18	
Advice to Debit Account	7,561.85				7,561.85												7,561.85					7,561.85					7,561.85	
Working Fund (NCA issued to BTr)																												
Tax Remittance Advices Issued(TRA)	461,031.46	1,629,577.69			2,090,709.15		467,692.04			467,692.04	10,793,320.63		2,630,376.22	13,423,696.85	13,891,388.89	15,582,098.04					461,031.46	12,890,690.36			2,630,376.22	15,982,098.04		
Cash Disbursement Ceiling(CDC)																												
Non-Cash Availment Authority(NCAA)																												
Others (CDT, BTr Docs Stamp, etc)																												
<b>TOTAL</b>	<b>19,149,599.66</b>	<b>56,098,691.95</b>			<b>74,248,291.61</b>		<b>11,683,717.47</b>			<b>11,683,717.47</b>	<b>110,973.13</b>	<b>700,178,047.89</b>		<b>317,362,246.97</b>	<b>1,017,651,267.99</b>	<b>1,029,234,986.46</b>	<b>1,103,483,277.07</b>					<b>19,260,572.79</b>	<b>767,860,467.31</b>			<b>317,362,246.97</b>	<b>1,103,483,277.07</b>	

SUMMARY:

	Previous Report (January)	This Month (February)	As of Date
Total Disbursement Authorities Received			
NCA	871,984,000.00	598,530,000.00	1,470,514,000.00
Working Fund			-
TRA	15,514,667.50	15,982,098.04	31,496,765.54
CDC			-
NCAA			-
Others (CDT, BTr Docs Stamp, etc)			-
Less: Notice of Transfer Allocations (NTA) issued		(300,000.00)	(300,000.00)
Total Disbursement Authorities Available	887,498,667.50	614,212,098.04	1,501,710,765.54
Less: Lapsed NCA			-
Disbursements	287,498,510.68	1,103,475,715.32	1,390,974,226.00
Balance of Disbursements Authorities as of to date	600,000,156.82	(489,263,617.28)	110,736,539.54

	Previous Report (January)	This month(February)	As of Date
Total Disbursements Program	280,830,000.00	614,678,000.00	895,508,000.00
Less: Actual Disbursements	287,498,510.68	1,103,175,715.32	1,390,674,226.00
(Over)/Under Spending	(6,668,510.68)	(488,497,715.32)	(495,166,226.00)

Certified Correct:

*Racquel P. Alvendia*  
RACQUEL P. ALVENDIA, CPA, MBAH  
Chief Accountant

Approved by:

*Laureano C. Cruz*  
LAUREANO C. CRUZ, MPA  
DIC, Director IV, FMS

MONTHLY REPORT OF DISBURSEMENT  
For the month of April, 2015

Department: DEPARTMENT OF HEALTH  
Agency/Operating Unit: Central Office  
Region/Province/City: Metro Manila  
Fund: 01101101

PARTICULARS	CURRENT YEAR BUDGET					PRIOR YEAR'S BUDGET											TRUST LIABILITIES				GRAND TOTAL					REMARKS				
	PS	MOOE	Fin. Exp	CO	TOTAL	PRIOR YEAR'S ACCOUNTS PAYABLE					CURRENT YEAR'S ACCOUNTSPAYABLE						SUB-TOTAL	TOTAL	PS	MOOE	CO	TOTAL	PS	MOOE	Fin. Exp		CO	TOTAL		
						PS	MOOE	Fin. Exp	CO	SUB-TOTAL	PS	MOOE	Fin. Exp	CO	SUB-TOTAL	TOTAL													PS	MOOE
1	2	3	4	5	6=(2+3+4+5)	7	8	9	10	11=(7+8+9+10)	12	13	14	15	16=(12+13+14+15)	17=(11+16)	18=(6+17)	19	20	21	22=(19+20+21)	23	24	25	26	27	28=(23+24+25+26)	28		
Notice of Cash Allocation(NCA)					-					-					-						-									
MDS Checks issued	11,333,875.36	164,112,572.37			175,446,447.73		5,220,449.89			5,220,449.89	178,067.60	211,870,918.55			202,767,385.98	414,816,372.03	420,036,821.72	595,483,269.45					11,511,942.88	381,203,940.61			202,767,385.98	595,483,269.45		
Advice to Debit Account	671,839.00				671,839.00													671,839.00					671,839.00					671,839.00		
Working Fund (NCA issued to BTr)																														
Tax Remittance Advices Issued(TRA)	5,681,154.24	15,377,389.82		455,660.94	21,514,205.00		3,964.41			3,964.41	310,897.01			422,142.85	733,038.86	737,004.27	22,251,209.27					5,681,154.24	15,692,251.24			877,803.79	22,251,209.27			
Cash Disbursement Ceiling(CDC)																														
Non-Cash Availment Authority(NCAA)																														
Others (CDT, BTr Docs Stamp, etc)																														
<b>T O T A L</b>	<b>17,685,868.60</b>	<b>179,489,962.19</b>		<b>455,660.94</b>	<b>197,632,491.73</b>		<b>5,224,414.10</b>			<b>5,224,414.10</b>	<b>178,067.60</b>	<b>212,181,815.58</b>			<b>203,189,528.83</b>	<b>415,649,411.89</b>	<b>420,773,825.99</b>	<b>618,405,317.72</b>					<b>17,864,936.10</b>	<b>396,896,191.85</b>			<b>203,645,189.77</b>	<b>618,406,317.72</b>		

SUMMARY:

	Previous Report (February)	This Month (March)	As of Date
Total Disbursement Authorities Received			
NCA	1,858,726,500.00	830,116,000.00	2,688,842,500.00
Working Fund			-
TRA	54,020,423.73	22,251,209.27	76,271,633.00
CDC			-
NCAA			-
Others (CDT, BTr Docs Stamp, etc)			-
Less: Notice of Transfer Allocations (NTA) issued	(122,990,120.00)	(72,636,233.00)	(195,626,353.00)
Total Disbursement Authorities Available	1,789,756,803.73	779,730,976.27	2,569,487,780.00
Less: Lapsed NCA Disbursements	113.18		113.18
Balance of Disbursements Authorities as of to date	1,789,756,690.55	617,734,478.72	2,407,491,169.27
	0.00	161,996,497.55	161,996,497.55

	Previous Report (January)	This month(February)	As of Date
Total Disbursements Program	1,298,568,000.00	871,532,000.00	2,170,100,000.00
Less: Actual Disbursements	1,789,756,690.55	690,370,711.72	2,480,127,402.27
(Over)/Under Spending	(491,188,690.55)	181,161,288.28	(310,027,402.27)

Certified Correct:

RACQUEL P. ALVENDIA, CPA, MBAH  
Chief Accountant

Approved by:

LAUREANO C. CRUZ, MPA  
OIC, Director IV, FMS



MONTHLY REPORT OF DISBURSEMENT  
For the month of May, 2015


Department: **DEPARTMENT OF HEALTH**  
Agency/Operating Unit: **Central Office**  
Region/Province/City: **Metro Manila**  
Fund: **01101101**


PARTICULARS	CURRENT YEAR BUDGET					PRIOR YEAR'S BUDGET											TRUST LIABILITIES				GRAND TOTAL					REMARKS		
	PS	MOOE	Fin. Exp	CO	TOTAL	PRIOR YEAR'S ACCOUNTS PAYABLE					CURRENT YEAR'S ACCOUNTS PAYABLE						SUB-TOTAL	TOTAL	PS	MOOE	CO	TOTAL	PS	MOOE	Fin. Exp		CO	TOTAL
						PS	MOOE	Fin. Exp	CO	SUB-TOTAL	PS	MOOE	Fin. Exp	CO	SUB-TOTAL	TOTAL												
1	2	3	4	5	6=(2+3+4+5)	7	8	9	10	11=(7+8+9+10)	12	13	14	15	16=(12+13+14+15)	17=(11+16)	18=(6+17)	19	20	21	22=(19+20+21)	23	24	25	26	24=(23+24+25+26)	28	
Notice of Cash Allocation(NCA)					-					-					-													
MDS Checks Issued	25,992,533.42	194,024,828.00			210,017,361.42	2,958.00	95,037,777.14			95,040,735.14	44,906.57	245,814,368.81		28,321,082.99	274,180,358.37	369,221,093.51	679,238,454.93					26,040,397.99	524,876,973.95			28,321,082.99	679,238,454.93	
Advice to Debit Account	974,957.29				974,957.29					-					-		974,957.29				974,957.29					974,957.29		
Working Fund (NCA issued to BTR)					-					-					-													
Tax Remittance Advices Issued(TRA)	4,637,928.62	20,639,283.84		1,140,479.46	26,417,691.92				739,441.93	739,441.93						739,441.93	27,157,133.85				4,637,928.62	20,639,283.84			1,879,921.39	27,157,133.85		
Cash Disbursement Ceiling(CDC)					-					-					-													
Non-Cash Availment Authority(NCAA)					-					-					-													
Others (CDT, BTR Docs Stamp, etc)					-					-					-													
<b>TOTAL</b>	<b>31,605,419.33</b>	<b>204,664,111.84</b>		<b>1,140,479.46</b>	<b>237,410,010.63</b>	<b>2,958.00</b>	<b>95,037,777.14</b>		<b>739,441.93</b>	<b>95,780,177.07</b>	<b>44,906.57</b>	<b>245,814,368.81</b>		<b>28,321,082.99</b>	<b>274,180,358.37</b>	<b>369,960,536.44</b>	<b>607,370,546.07</b>				<b>31,653,283.90</b>	<b>545,516,257.79</b>			<b>30,201,004.38</b>	<b>607,370,546.07</b>		

SUMMARY:

	Previous Report (April)	This Month (May)	As of Date
Total Disbursement Authorities Received			
NCA	2,688,842,500.00	1,453,025,900.00	4,141,868,400.00
Working Fund			-
TRA	76,271,633.00	27,157,133.85	103,428,766.85
CDC			-
NCAA			-
Others (CDT, BTR Docs Stamp, etc)			-
Less: Notice of Transfer Allocations (NTA) issued	195,626,353.00	194,950,605.31	390,576,958.31
Total Disbursement Authorities Available	2,569,487,780.00	1,285,232,428.54	3,854,720,208.54
Less: Lapsed NCA	113.18		113.18
Disbursements	2,407,491,169.27	606,395,588.78	3,013,886,758.05
Balance of Disbursements Authorities as of to date	161,996,497.55	678,836,839.76	840,833,337.31

	Previous Report (April)	This month(May)	As of Date
Total Disbursements Program	2,170,100,000.00	1,523,905,000.00	3,694,005,000.00
Less: Actual Disbursements	2,726,107,642.27	801,346,194.09	3,527,453,836.36
(Over)/Under Spending	(556,007,642.27)	722,558,805.91	166,551,163.64

Certified Correct:  
  
RACQUEL P. ALVENDIA, CPA, MBAH  
Chief Accountant

Approved by:  
  
LAUREANO C. CRUZ, MPA  
OIC, Director IV, FMS

MONTHLY REPORT OF DISBURSEMENT  
For the month of June, 2015


Department: DEPARTMENT OF HEALTH  
Agency/Operating Unit: Central Office  
Region/Province/City: Metro Manila  
Fund: 01101101


PARTICULARS	CURRENT YEAR BUDGET					PRIOR YEAR'S BUDGET											TRUST LIABILITIES				GRAND TOTAL					REMARKS			
						PRIOR YEAR'S ACCOUNTS PAYABLE					CURRENT YEAR'S ACCOUNTS PAYABLE																		
	PS	MOOE	Fin. Exp	CO	TOTAL	PS	MOOE	Fin. Exp	CO	SUB-TOTAL	PS	MOOE	Fin. Exp	CO	SUB-TOTAL	TOTAL	SUB-TOTAL	PS	MOOE	CO	TOTAL	PS	MOOE	Fin. Exp	CO		TOTAL		
1	2	3	4	5	6=(2+3+4+5)	7	8	9	10	11=(7+8+9+10)	12	13	14	15	16=(12+13+14+15)	17=(11+16)	18=(6+17)	19	20	21	22=(19+20+21)	23	24	25	26	24+(23+24+25+26)	28		
Notice of Cash Allocation(NCA)																													
MDS Checks Issued	38,465,210.23	866,501,434.77		3,591,243.66	908,557,888.66		3,439,515.11		2,929,687.50	6,369,202.61		702,604,867.97		69,441,383.16	762,046,241.13	768,415,443.74	1,676,973,332.30					38,465,210.23				1,572,545,807.85		66,962,314.22	1,676,973,332.30
Advice to Paybit Account	3,697,385.86				3,697,385.86												3,697,385.86					3,697,385.86							3,697,385.86
Working Fund (NCA issued to BTr)																													
Tax Remittance Advices Issued(TRA)	9,365,899.27	60,416,537.98		2,452,960.72	62,235,397.97		795,771.69			795,771.69						795,771.69	63,031,169.66					9,365,899.27				51,212,309.67		2,452,960.72	63,031,169.66
Cash Disbursement Ceiling(CDC)																													
Non-Cash Availment Authority(NCAA)																													
Others (CDT, BTr Docs Stamp, etc)																													
<b>TOTAL</b>	<b>51,428,495.36</b>	<b>916,917,972.75</b>		<b>6,044,204.28</b>	<b>974,390,672.39</b>		<b>4,235,286.80</b>		<b>2,929,687.50</b>	<b>7,164,974.30</b>		<b>702,604,867.97</b>		<b>69,441,383.16</b>	<b>762,046,241.13</b>	<b>769,211,215.43</b>	<b>1,743,601,887.82</b>					<b>51,428,495.36</b>				<b>1,623,758,117.52</b>		<b>68,415,274.94</b>	<b>1,743,601,887.82</b>

SUMMARY:

	Previous Report (May)	This Month (June)	As of Date
Total Disbursement Authorities Received			
NCA	4,141,868,400.00	1,814,090,522.00	5,955,958,922.00
Working Fund			-
TRA	103,428,766.85	63,031,169.66	166,459,936.51
CDC			-
NCAA			-
Others (CDT, BTr Docs Stamp, etc)			-
Less: Notice of Transfer Allocations (NTA) Issued	390,576,958.31	881,473,796.02	1,272,050,754.33
Total Disbursement Authorities Available	3,854,720,208.54	995,647,895.64	4,850,368,104.18
Less: Lapsed NCA	113.18		113.18
Disbursements	3,013,886,758.05	1,740,004,501.96	4,753,891,260.01
Balance of Disbursements Authorities as of date	840,833,337.31	(744,356,606.32)	96,476,730.99

	Previous Report (May)	This month(June)	As of Date
Total Disbursements Program	3,694,005,000.00	1,140,159,000.00	4,834,164,000.00
Less: *Actual Disbursements	3,527,453,836.36	2,621,478,297.98	6,148,932,134.34
(Over)/Under Spending	166,551,163.64	(1,481,319,297.98)	(1,314,768,134.34)

Certified Correct:  
  
RACQUEL P. ALVENDIA, CPA, MBAH  
Chief Accountant

Approved by:  
  
LAUREANO C. CRUZ, MPA  
OIC, Director IV, FMS

MONTHLY REPORT OF DISBURSEMENT  
For the month of July, 2015

FAR No. 4


Department: DEPARTMENT OF HEALTH  
Agency/Operating Unit: Central Office  
Region/Province/City: Metro Manila  
Fund: 01101101


PARTICULARS	CURRENT YEAR BUDGET					PRIOR YEAR'S BUDGET											TRUST LIABILITIES				GRAND TOTAL					REMARKS			
	PS	MOOE	Fin. Exp	CO	TOTAL	PRIOR YEAR'S ACCOUNTS PAYABLE					CURRENT YEAR'S ACCOUNTS PAYABLE						SUB-TOTAL	TOTAL	SUB-TOTAL	PS	MOOE	CO	TOTAL	PS	MOOE		Fin. Exp	CO	TOTAL
						PS	MOOE	Fin. Exp	CO	SUB-TOTAL	PS	MOOE	Fin. Exp	CO	SUB-TOTAL	PS													
1	2	3	4	5	6=(2+3+4+5)	7	8	9	10	11=(7+8+9+10)	12	13	14	15	16=(12+13+14+15)	17=(11+16)	18=(6+17)	19	20	21	22=(19+20+21)	23	24	25	26	24=(23+24+25+26)	28		
Notice of Cash Allocation(NCA)					-																								
MOS Checks Issued	27,464,231.29	220,152,920.26			247,617,151.55		13,608,779.96			13,608,779.96		97,026,252.71		194,785,440.01	291,811,692.72	306,420,472.68	553,037,624.23					27,464,231.29	330,787,952.93			194,785,440.01	663,037,624.23		
Advice to Debit Account	1,842,635.31				1,842,635.31												1,842,635.31					1,842,635.31					1,842,635.31		
Working Fund (NCA issued to BTr)																													
Tax Remittance Advices issued(TRA)	4,479,267.53	15,880,793.08		9,840,608.47	30,200,669.08							244,338.18		513,507.55	757,846.73	757,846.73	30,958,514.81					4,479,267.53	16,125,131.26			10,354,116.02	30,968,514.81		
Cash Disbursement Ceiling(CDC)																													
Non-Cash Availment Authority(NCAA)																													
Others (CDT, BTr Docs Stamp, etc)																													
<b>TOTAL</b>	<b>33,786,134.13</b>	<b>236,033,713.34</b>		<b>9,840,608.47</b>	<b>279,660,455.94</b>		<b>13,608,779.96</b>			<b>13,608,779.96</b>		<b>97,270,590.89</b>		<b>195,288,947.56</b>	<b>292,569,638.45</b>	<b>306,178,318.41</b>	<b>685,838,774.35</b>					<b>33,786,134.13</b>	<b>346,913,084.19</b>			<b>206,138,556.03</b>	<b>595,838,774.35</b>		

SUMMARY:

	Previous Report (June)	This Month (July)	As of Date
Total Disbursement Authorities Received			
NCA	5,955,958,922.00	1,912,752,984.69	7,868,711,906.69
Working Fund			
TRA	166,459,936.51	30,958,514.81	197,418,451.32
CDC			
NCAA			
Others (CDT, BTr Docs Stamp, etc)			
Less: Notice of Transfer Allocations (NTA) issued	1,272,050,754.33	174,552,580.58	1,446,603,334.91
Total Disbursement Authorities Available	4,850,368,104.18	1,769,158,918.92	6,619,527,023.10
Less: Lapsed NCA Disbursements	96,476,844.17	588,135,455.04	96,476,844.17
Balance of Disbursements Authorities as of to date		1,181,023,463.88	1,181,023,463.88

	Previous Report (June)	This month(July)	As of Date
Total Disbursements Program	5,955,958,922.00	1,912,752,984.69	7,868,711,906.69
Less: Actual Disbursements	5,859,482,077.84	731,729,520.81	6,591,211,598.65
(Over)/Under Spending	96,476,844.16	1,181,023,463.88	1,277,500,308.04

Certified Correct:  
  
RACQUEL P. ALVENDIA, CPA, MBAH  
Chief Accountant

Approved by:  
  
LAUREANO C. CRUZ, MPA  
OIC, Director IV, FMS

MONTHLY REPORT OF DISBURSEMENT  
For the month of August, 2015

Department: DEPARTMENT OF HEALTH  
Agency/Operating Unit: Central Office  
Region/Province/City: Metro Manila  
Fund: 01101101

PARTICULARS	CURRENT YEAR BUDGET					PRIOR YEAR'S BUDGET											TRUST LIABILITIES				GRAND TOTAL					REMARKS		
	PS	MOOE	Fin. Exp	CO	TOTAL	PRIOR YEAR'S ACCOUNTS PAYABLE					CURRENT YEAR'S ACCOUNTS PAYABLE						SUB-TOTAL	TOTAL	PS	MOOE	CO	TOTAL	PS	MOOE	Fin. Exp		CO	TOTAL
						PS	MOOE	Fin. Exp	CO	SUB-TOTAL	PS	MOOE	Fin. Exp	CO	SUB-TOTAL	TOTAL												
1	2	3	4	5	6=(2+3+4+5)	7	8	9	10	11=(7+8+9+10)	12	13	14	15	16=(12+13+14+15)	17=(11+16)	18=(17+18)	19	20	21	22=(19+20+21)	23	24	25	26	24=(23+24+25+26)	28	
Notice of Cash Allocation(NCA)					-					-					-						-							
MDS Checks Issued	6,628,336.26	369,082,988.61		7,393,873.22	383,106,297.98		2,278,703.53			2,278,703.53	154,070.61	269,248,461.44		189,405,577.79	458,808,109.84	461,086,813.37	844,193,111.36				-	6,783,406.86	640,610,153.48		198,799,551.01	844,190,111.35		
Advice to Debit Account	48,719.03				48,719.03												48,719.03					48,719.03					48,719.03	
Working Fund (NGA issued to BTr)																												
Tax Remittance Advices Issued(TRA)	3,567,671.28	21,667,578.43		10,834,794.63	36,070,044.34		142,241.21			142,241.21						142,241.21	36,212,285.55					3,567,671.28	21,809,819.64		10,834,794.63	36,212,285.55		
Cash Disbursement Ceiling(CDC)																												
Non-Cash Availment Authority(NCAA)																												
Others (CDT, BTr Docs Stamp, etc)																												
<b>TOTAL</b>	<b>10,245,726.56</b>	<b>390,750,666.94</b>		<b>18,228,767.85</b>	<b>419,225,091.35</b>		<b>2,420,944.74</b>			<b>2,420,944.74</b>	<b>154,070.61</b>	<b>269,248,461.44</b>		<b>189,405,577.79</b>	<b>458,808,109.84</b>	<b>461,229,054.58</b>	<b>890,454,115.93</b>					<b>10,399,797.17</b>	<b>662,419,573.12</b>		<b>207,634,345.64</b>	<b>880,454,115.93</b>		

SUMMARY:

	Previous Report (July)	This Month (August)	As of Date
Total Disbursement Authorities Received			
NCA	7,868,711,906.69	1,703,809,593.75	9,572,521,500.44
Working Fund			-
TRA	197,418,451.32	36,212,285.55	233,630,736.87
CDC			-
NCAA			-
Others (CDT, BTr Docs Stamp, etc)			-
Less: Notice of Transfer Allocations (NTA) issued	1,446,603,334.91	83,953,723.66	1,530,557,058.57
Total Disbursement Authorities Available	6,619,527,023.10	1,656,068,155.64	8,275,595,178.74
Less: Lapsed NCA Disbursements	96,476,844.17		96,476,844.17
	5,342,026,715.05	880,405,396.90	6,222,432,111.95
Balance of Disbursements Authorities as of to date	1,181,023,463.88	775,662,758.74	1,956,686,222.62

	Previous Report (July)	This month(August)	As of Date
Total Disbursements Program	7,868,711,906.69	1,703,809,593.75	9,572,521,500.44
Less: Actual Disbursements	6,591,211,598.65	928,146,835.01	7,519,358,433.66
(Over)/Under Spending	1,277,500,308.04	775,662,758.74	2,053,163,066.78

Certified Correct:  
*Racquel A. Alverdia*  
RACQUEL A. ALVERDIA, CPA, MBAH  
Chief Accountant

Approved by:  
*Laureano C. Cruz*  
LAUREANO C. CRUZ, MPA  
OIC, Director IV, FMS



MONTHLY REPORT OF DISBURSEMENT  
For the month of September, 2015

Department: DEPARTMENT OF HEALTH  
Agency/Operating Unit: Central Office  
Region/Province/City: Metro Manila  
Fund: 01101101

PARTICULARS	CURRENT YEAR BUDGET					PRIOR YEAR'S BUDGET											TRUST LIABILITIES				GRAND TOTAL					REMARKS			
	PS	MOOE	Fin. Exp	CO	TOTAL	PRIOR YEAR'S ACCOUNTS PAYABLE					CURRENT YEAR'S ACCOUNTS PAYABLE						SUB-TOTAL	TOTAL	SUB-TOTAL	PS	MOOE	CO	TOTAL	PS	MOOE		Fin. Exp	CO	TOTAL
						PS	MOOE	Fin. Exp	CO	SUB-TOTAL	PS	MOOE	Fin. Exp	CO	SUB-TOTAL	PS													
1	2	3	4	5	6=(2+3+4+5)	7	8	9	10	11=(7+8+9+10)	12	13	14	15	16=(12+13+14+15)	17=(11+16)	18=(6+17)	19	20	21	22=(19+20+21)	23	24	25	26	24=(23+24+25+26)	28		
Notice of Cash Allocation(NCA)					-					-					-														
MDS Checks Issued	17,434,654.51	2,729,539,050.46		3,267,536.18	2,750,241,250.15			123,571,533.07		123,571,533.07	69,214.72	92,984,540.04		209,048,303.34	302,102,058.10	425,673,691.17	3,175,914,841.32						17,603,879.23	2,946,095,123.67		212,315,838.52	3,175,914,841.32		
Advice to Debit Account	158,122.68				158,122.68												158,122.68						158,122.68				158,122.68		
Working Fund (NCA issued to BTr)																													
Tax Remittance Advices Issued(TRA)	7,493,557.05	23,960,460.26		150,750.00	31,604,767.31						778.05	767,903.26		212,142.85	980,824.16	980,824.16	32,585,591.47					7,494,335.10	24,728,363.52		362,892.85	32,685,591.47			
Cash Disbursement Ceiling(CDC)																													
Non-Cash Availment Authority(NCAA)																													
Others (CDT, BTr Docs Stamp, etc)																													
<b>T O T A L</b>	<b>25,086,344.24</b>	<b>2,753,499,510.72</b>		<b>3,418,285.18</b>	<b>2,782,004,140.14</b>			<b>123,571,533.07</b>		<b>123,571,533.07</b>	<b>69,992.77</b>	<b>93,752,443.30</b>		<b>209,260,446.19</b>	<b>303,082,882.26</b>	<b>426,654,415.33</b>	<b>3,208,658,655.47</b>					<b>25,156,337.01</b>	<b>2,970,823,487.09</b>		<b>212,678,731.37</b>	<b>3,208,658,655.47</b>			

SUMMARY:

	Previous Report (August)	This Month (September)	As of Date
Total Disbursement Authorities Received			
NCA	9,572,521,500.44	1,277,035,785.00	10,849,557,285.44
Working Fund			-
TRA	233,630,736.87	32,585,591.47	266,216,328.34
CDC			-
NCAA			-
Others (CDT, BTr Docs Stamp, etc)			-
Less: Notice of Transfer Allocations (NTA) issued	1,530,557,058.57	57,807,106.04	1,588,364,164.61
Total Disbursement Authorities Available	8,275,595,178.74	1,251,814,270.43	9,527,409,449.17
Less: Lapsed NCA	96,476,844.17	60.26	96,476,904.43
Disbursements	6,222,432,111.95	3,208,500,432.79	9,430,932,544.74
Balance of Disbursements Authorities as of date	1,956,686,222.62	(1,956,686,222.62)	0.00

	Previous Report (August)	This month(September)	As of Date
Total Disbursements Program	9,572,521,500.44	1,277,035,785.00	10,849,557,285.44
Less: *Actual Disbursements	7,519,358,433.66	3,233,721,947.36	10,753,080,381.02
(Over)/Under Spending	2,053,163,066.78	(1,956,686,162.36)	96,476,904.42

Certified Correct:  
*Racquel P. Alvendia*  
for RACQUEL P. ALVENDIA, CPA, MBAH  
Chief Accountant

Approved by:  
*Laureano C. Cruz*  
LAUREANO C. CRUZ, MPA  
OIC, Director IV, FMS

MONTHLY REPORT OF DISBURSEMENT  
For the month of October, 2015



FAR 4


Department: **DEPARTMENT OF HEALTH**  
Agency/Operating Unit: **Central Office**  
Region/Province/City: **Metro Manila**  
Fund: **01101101**

PARTICULARS	CURRENT YEAR BUDGET					PRIOR YEAR'S ACCOUNTS PAYABLE										CURRENT YEAR'S ACCOUNTS PAYABLE					TRUST LIABILITIES				GRAND TOTAL					REMARKS
	PS	MOOE	Fin. Exp	CO	TOTAL	PS	MOOE	Fin. Exp	CO	SUB-TOTAL	PS	MOOE	Fin. Exp	CO	SUB-TOTAL	TOTAL	SUB-TOTAL	PS	MOOE	CO	TOTAL	PS	MOOE	Fin. Exp	CO	TOTAL				
																											6=(2+3+4+5)	7	8	
Notice of Cash Allocation (NCA)																														
MDS Checks Issued	31,209,609.42	1,800,073,353.88		3,182,571.43	1,834,465,534.73		223,379,426.90			223,379,426.90		286,445,527.88			829,426,274.28	1,115,871,802.16	1,339,251,229.06	3,173,716,763.79				31,209,609.42	2,309,898,308.66			832,608,845.71	3,173,716,763.79			
Advice to Debit Account																														
Working Fund (NCA Issued to BTr)																														
Tax Remittance Advices Issued (TRA)	8,903,766.02	47,186,508.40			56,090,274.42		478,488.22			478,488.22						478,488.22	56,568,762.64				8,903,766.02	47,664,996.62					56,568,762.64			
Cash Disbursement Ceiling (CDC)																														
Non-Cash Availment Authority(NCAA)																														
Others (CDT, BTr Docs Stamp, etc)																														
<b>T O T A L</b>	<b>40,113,375.44</b>	<b>1,847,259,862.28</b>	<b>-</b>	<b>3,182,571.43</b>	<b>1,890,555,809.15</b>	<b>-</b>	<b>223,857,915.12</b>	<b>#</b>	<b>#</b>	<b>223,857,915.12</b>	<b>-</b>	<b>286,445,527.88</b>	<b>-</b>	<b>829,426,274.28</b>	<b>1,115,871,802.16</b>	<b>1,339,729,717.28</b>	<b>3,230,285,526.43</b>	<b>-</b>	<b>-</b>	<b>-</b>	<b>40,113,375.44</b>	<b>2,357,563,305.28</b>	<b>-</b>	<b>-</b>	<b>832,608,845.71</b>	<b>3,230,285,526.43</b>				

SUMMARY:

	Previous Report (September)			This Month (October)			As of Date			Previous Report (September)			This Month (October)			As of Date			
	Total Disbursement Authorities Received			Total Disbursement Authorities Received			Total Disbursement Authorities Received			Total Disbursements Program			Total Disbursements Program			Total Disbursements Program			
NCA	10,849,557,285.44			3,329,655,669.00			14,179,212,954.44			10,849,557,285.44			3,329,655,669.00			14,179,212,954.44			
Working Fund																			
TRA	266,216,328.34			56,568,762.64			322,785,090.98												
CDC																			
NCAA																			
Others (CDT, BTr Docs Stamp, etc)																			
Less: Notice of Transfer Allocations (NTA) Issued	<u>1,588,364,164.61</u>			<u>155,938,288.94</u>			<u>1,744,302,453.55</u>												
Total Disbursement Authorities Available	9,527,409,449.17			3,230,286,142.70			12,757,695,591.87			10,849,557,285.44			3,329,655,052.73			14,082,735,433.75			
Less: Lapsed NCA	96,476,904.43						96,476,904.43												
Disbursements	<u>9,430,932,544.74</u>			<u>3,230,285,526.43</u>			<u>12,661,218,071.17</u>												
Balance of Disbursements Authorities as of to date				616.27			616.27												

Certified Correct:  
  
RACQUEL P. ALVENDIA, CPA, MBAH  
Chief Accountant 

Approved by:  
  
LAUREANO C. CRUZ, MPA  
OIC, Director IV, FMS

MONTHLY REPORT OF DISBURSEMENT  
For the month of November, 2015


FAR 4


Department: DEPARTMENT OF HEALTH  
Agency/Operating Unit: Central Office  
Region/Province/City: Metro Manila  
Fund: 01101101

PARTICULARS	CURRENT YEAR BUDGET					PRIOR YEAR'S ACCOUNTS PAYABLE										TRUST LIABILITIES				GRAND TOTAL					REMARKS				
	PS	MOOE	Fin. Exp	CO	TOTAL	PRIOR YEAR'S ACCOUNTS PAYABLE					CURRENT YEAR'S ACCOUNTS PAYABLE					PS	MOOE	CO	TOTAL	PS	MOOE	Fin. Exp	CO	TOTAL					
						PS	MOOE	Fin. Exp	CO	SUB-TOTAL	PS	MOOE	Fin. Exp	CO	SUB-TOTAL											TOTAL	SUB-TOTAL	PS	MOOE
1	2	3	4	5	6*(2+3+4+5)	7	8	9	10	11*(7+8+9+10)	12	13	14	15	16*(12+13+14+15)	17*(11+16)	18*(6+17)	19	20	21	22*(19+20+21)	23	24	25	26	27*(23+24+25+26)	28		
Notice of Cash Allocation (NCA)																													
MDS Checks Issued	53,304,058.45	796,132,084.53		8,141,239.28	857,577,382.26	21,996.03	583,260,853.81		343,615,610.69	926,898,460.53		73,557,955.73			73,557,955.73	1,000,456,416.26	1,858,033,798.52								53,326,054.48	1,452,950,894.07		351,756,849.97	1,858,033,798.52
Advice to Debit Account	95,785.24				95,785.24												95,785.24												95,785.24
Working Fund (NCA issued to BTR)																													
Tax Remittance Advices Issued (TRA)	6,559,136.10	52,806,172.73			59,365,308.83							38,979,168.67			38,979,168.67	38,979,168.67	98,344,477.50							6,559,136.10	91,785,341.40				98,344,477.50
Cash Disbursement Ceiling (CDC)																													
Non-Cash Availment Authority (NCAA)																													
Others (CDT, BTR Docs Stamp, etc)																													
<b>T O T A L</b>	<b>59,958,979.79</b>	<b>848,938,257.26</b>		<b>8,141,239.28</b>	<b>917,038,476.33</b>	<b>21,996.03</b>	<b>583,260,853.81</b>		<b>343,615,610.69</b>	<b>926,898,460.53</b>		<b>112,537,124.40</b>			<b>112,537,124.40</b>	<b>1,039,435,584.93</b>	<b>1,956,474,061.26</b>							<b>59,980,975.82</b>	<b>1,544,736,235.47</b>		<b>351,756,849.97</b>	<b>1,956,474,061.26</b>	

SUMMARY:

	Previous Report (October)			This Month (November)			As of Date			Previous Report (October)			This Month (November)			As of Date			
	Total Disbursement Authorities Received			Total Disbursement Authorities Received			Total Disbursement Authorities Received			Total Disbursements Program			Total Disbursements Program			Total Disbursements Program			
NCA	14,179,212,954.44			2,162,337,526.93			16,341,550,481.37			14,179,212,954.44			2,162,337,526.93			16,341,551,097.64			
Working Fund																			
TRA	322,785,090.98			98,344,477.50			421,129,568.48			322,785,090.98			98,344,477.50			421,129,568.48			
CDC																			
NCAA																			
Others (CDT, BTR Docs Stamp, etc)																			
Less: Notice of Transfer Allocations (NTA) Issued	1,744,302,453.55			304,303,840.51			2,048,606,294.06			1,744,302,453.55			304,303,840.51			2,048,606,294.06			
Total Disbursement Authorities Available	12,757,695,591.87			1,956,378,163.92			14,714,073,755.79			12,757,695,591.87			1,956,378,163.92			14,714,073,755.79			
Less: Lapsed NCA Disbursements	96,476,904.43			1,956,378,276.02			14,617,596,347.19			96,476,904.43			1,956,378,276.02			14,617,596,347.19			
Balance of Disbursements Authorized as of	616.27			(112.10)			504.17			616.27			(112.10)			504.17			

Certified Correct:  
  
RACQUEL P. ALVENDIA, CPA, MBAH  
Chief Accountant

Approved by:  
  
LAUREANO C. CRUZ, MPA  
OIC, Director IV, FMS