

STATEMENT OF APPROPRIATIONS, ALLOTMENTS, OBLIGATIONS, DISBURSEMENTS AND BALANCES
As of the Quarter Ending June 30, 2022

Department: Department of Health (DOH)
Agency: Office of the Secretary
Operating Unit: All
Organization Code (UACS): 13001000000
Fund Cluster: 01 - Regular Agency Fund, 04 - Special Accounts/ Foreign Assisted

Current Year Appropriations
Continuing Appropriations

PARTICULARS	UACS CODE	APPROPRIATION				ALLOTMENTS					
		Authorized Appropriation	Outside Dept.	Within Dept.	Adjusted Appropriations	Allotments Received	Additional SARO (Augmentation/Withdrawal) / (Realignment/ Prior Years Adjustment)	(Transfer to)	Transfer from	Adjusted Total Allotments	
						TOTAL			TOTAL		TOTAL
CURRENT											
A. Agency Specific Budget		183,374,159,000.00	-	-	183,374,159,000.00	180,072,293,000.00	0.00	-	65,681,319,805.82	65,681,319,805.82	180,072,293,000.00
Personnel Services		70,805,855,000.00	-	-	70,805,855,000.00	70,805,855,000.00	0.00	-	23,289,458,968.60	23,289,458,968.60	70,805,855,000.00
Basic Salary-Civilian	5010101001	30,858,484,000.00	-	132,331,996.30	30,726,152,003.70	30,858,484,000.00	-	314,823,438.14	285,817,752.81	468,309,194.65	30,726,152,003.70
Salaries and Wages-Casual/Contractual	5010102000	16,421,937,000.00	-	4,458,019,244.73	11,963,917,755.27	16,421,937,000.00	-	4,393,519,244.73	9,306,544,155.00	9,242,044,155.00	11,963,917,755.27
PERA-Civilian	5010201001	1,521,084,000.00	-	565,174,061.71	2,086,258,061.71	1,521,084,000.00	-	563,434,061.71	522,347,400.00	524,087,400.00	2,086,258,061.71
Representation Allowance (RA)	5010202000	34,639,000.00	-	15,454,450.99	50,093,450.99	34,639,000.00	-	15,094,450.99	10,839,300.00	11,199,300.00	50,093,450.99
Transportation Allowance (TA)	5010203000	30,721,000.00	-	33,950,187.50	33,950,187.50	30,721,000.00	-	2,569,187.50	292,500.00	952,500.00	33,950,187.50
Clothing/Uniform Allowance-Civilian	5010204001	399,282,000.00	-	159,735,554.52	559,017,554.52	399,282,000.00	-	157,550,100.00	144,392,100.00	146,577,554.52	559,017,554.52
Subsistence Allowance-Magna Carta Benefits for Public Health Workers under R.A. 7305	5010205003	88,593,000.00	-	756,144,630.05	844,737,630.05	88,593,000.00	-	712,406,554.05	288,173,070.00	331,911,146.00	844,737,630.05
Laundry Allowance-Magna Carta Benefits for Public Health Workers under R.A. 7305	5010206004	7,532,000.00	-	103,442,380.60	110,974,380.60	7,532,000.00	-	101,286,162.60	39,176,055.00	41,332,273.00	110,974,380.60
Quarters Allowance-Magna Carta Benefits for Public Health Workers under R.A. 7305	5010207004	10,274,000.00	-	19,086,325.45	29,360,325.45	10,274,000.00	-	19,086,325.45	-	-	29,360,325.45
Productivity Incentive Allowance - Civilian	5010208001	16,410,000.00	-	14,886,028.70	31,296,028.70	16,410,000.00	-	15,641,028.70	1,040,000.00	285,000.00	31,296,028.70
Honoraria-Civilian	5010210001	4,462,000.00	-	343,807.97	4,805,807.97	4,462,000.00	-	343,807.97	-	-	4,805,807.97
HP-Magna Carta Benefits for Public Health Workers under R.A. 7305	5010211005	4,413,496,000.00	-	2,361,102,580.16	6,774,598,580.16	4,413,496,000.00	-	2,390,071,409.21	4,195,298,782.00	4,166,329,952.95	6,774,598,580.16
Longevity Pay-Magna Carta Benefits for Public Health Workers under R.A. 7305	5010212004	21,529,000.00	-	558,135,398.71	579,664,398.71	21,529,000.00	-	530,048,004.01	137,561.00	28,224,955.70	579,664,398.71
Overtime Pay	5010213001	569,000.00	-	2,464,507.64	3,033,507.64	569,000.00	-	2,464,507.64	-	-	3,033,507.64
Night-shift Differential Pay	5010213002	90,083,000.00	-	56,961,932.22	147,044,932.22	90,083,000.00	-	56,961,932.22	-	-	147,044,932.22
Year-End Bonus-Civilian	5010214001	2,571,717,000.00	-	31,308,115.88	2,603,025,115.88	2,571,717,000.00	-	28,544,195.38	28,805,554.00	31,569,474.50	2,603,025,115.88
Cash Gift-Civilian	5010215001	332,835,000.00	-	2,882,563.00	335,717,563.00	332,835,000.00	-	2,517,563.00	2,966,750.00	3,331,750.00	335,717,563.00
Mid-Year Bonus-Civilian	5010216001	2,571,717,000.00	-	932,970,921.56	3,504,687,921.56	2,571,717,000.00	-	930,207,001.06	865,912,188.00	868,676,108.50	3,504,687,921.56
Collective Negotiation Agreement Incentive-Civilian	5010299011	-	-	586,652.77	586,652.77	-	-	586,652.77	-	-	586,652.77
Productivity Enhancement Incentive-Civilian	5010299012	308,795,000.00	-	2,687,750.00	311,482,750.00	308,795,000.00	-	1,567,750.00	1,926,750.00	3,046,750.00	311,482,750.00
Performance Based Bonus-Civilian	5010299014	7,630,000.00	-	3,838,485.55	11,468,485.55	7,630,000.00	-	3,838,485.55	-	-	11,468,485.55
Anniversary Bonus-Civilian	5010299038	-	-	-	-	-	-	-	-	-	-
Retirement and Life Insurance Premiums	5010301000	-	-	118,032,616.06	118,032,616.06	-	-	48,032,616.06	-	70,000,000.00	118,032,616.06
Pag-IBIG-Civilian	5010302001	79,878,000.00	-	27,215,557.72	107,093,557.72	79,878,000.00	-	27,127,957.72	26,117,370.00	26,204,970.00	107,093,557.72
PhilHealth-Civilian	5010303001	514,340,000.00	-	160,374,518.38	674,714,518.38	514,340,000.00	-	165,335,724.61	163,035,919.00	158,074,712.77	674,714,518.38
ECIP-Civilian	5010304001	79,878,000.00	-	26,657,140.02	106,535,140.02	79,878,000.00	-	26,569,540.02	26,117,370.00	26,204,970.00	106,535,140.02
Pension Benefits-Civilian	5010401001	-	-	-	-	-	-	-	-	-	-
Retirement Gratuity-Civilian	5010402001	-	-	-	-	-	-	-	-	-	-
Terminal Leave Benefits-Civilian	5010403001	388,726,000.00	-	338,433,696.83	727,159,696.83	388,726,000.00	-	323,573,573.86	216,029,673.29	230,889,796.26	727,159,696.83
Lump-sum for Creation of New Positions-Civilian	5010499001	-	-	115,739,000.00	115,739,000.00	-	-	-	-	115,739,000.00	115,739,000.00
Lump-sum for Reclassification of Positions	5010499003	-	-	-	-	-	-	-	-	-	-
Lump-sum for Compensation Adjustment	5010499006	437,000.00	-	-	437,000.00	437,000.00	-	-	-	-	437,000.00
Lump-sum for Filling of Positions-Civilian	5010499007	5,374,516,000.00	-	1,786,984,803.38	3,587,531,196.62	5,374,516,000.00	-	1,360,207,938.18	4,591,597,000.00	4,164,820,134.80	3,587,531,196.62
Lump-sum for NBC No. 308	5010499008	-	-	-	-	-	-	-	-	-	-
Lump-sum for Personnel Services	5010499009	-	-	-	-	-	-	-	-	-	-
Lump-sum for Step Increments-Length of Service	5010499010	72,941,000.00	-	21,861,005.64	94,802,005.64	72,941,000.00	-	2,934,005.64	-	18,927,000.00	94,802,005.64
Lump-sum for Step Increments-Meritorious Performance	5010499011	-	-	100,000.00	100,000.00	-	-	100,000.00	-	-	100,000.00
Other Lump-sum	5010499012	-	-	-	-	-	-	-	-	-	-
Loyalty Award-Civilian	5010499015	-	-	2,852,500.00	2,852,500.00	-	-	2,852,500.00	-	-	2,852,500.00
Other Personnel Benefits	5010499099	4,583,350,000.00	-	24,365,325.22	4,558,984,674.78	4,583,350,000.00	-	62,194,476.67	2,572,891,718.50	2,610,720,869.95	4,558,984,674.78
Maintenance and Other Operating Expenses		85,611,657,000.00	-	-	85,611,657,000.00	82,309,791,000.00	-	-	19,945,670,237.22	19,945,670,237.22	82,309,791,000.00
Traveling Expenses-Local	5020101000	361,081,000.00	-	27,038,304.42	388,119,304.42	324,216,000.00	-	24,880,113.28	572,500.00	2,930,691.14	361,081,000.00
Traveling Expenses-Foreign	5020102000	24,465,000.00	-	527,663.61	23,937,336.39	24,465,000.00	-	527,663.61	-	-	23,937,336.39
ICT Training Expenses	5020201001	-	-	942,535.80	942,535.80	-	-	942,535.80	-	-	942,535.80
Training Expenses	5020201002	598,644,000.00	-	15,129,858.75	613,773,858.75	583,994,000.00	-	854,311.64	24,261,280.00	40,245,450.39	599,123,858.75
Scholarship Grants/Expenses	5020202000	465,949,000.00	-	178,906,506.87	644,855,506.87	465,949,000.00	-	102,451,373.87	-	76,455,133.00	644,855,506.87
Office Supplies Expenses	5020301000	128,106,700.00	-	17,240,274.85	145,346,974.85	128,106,700.00	-	12,653,345.62	-	4,586,929.23	145,346,974.85
ICT Office Supplies Expenses	5020301001	-	-	9,595,450.06	9,595,450.06	-	-	9,595,450.06	-	-	9,595,450.06
Office Supplies Expenses	5020301002	303,406,000.00	-	7,816,070.16	295,589,929.84	303,406,000.00	-	4,334,413.83	5,536,898.83	2,055,242.50	295,589,929.84
Accountable Forms Expenses	5020302000	16,202,000.00	-	1,075,278.70	17,277,278.70	16,202,000.00	-	1,075,278.70	-	-	17,277,278.70
Non-Accountable Forms Expenses	5020303000	1,962,000.00	-	84,929.85	2,046,929.85	1,962,000.00	-	84,929.85	-	-	2,046,929.85
Animal/Zoological Supplies Expenses	5020304000	-	-	1,496,464.85	1,496,464.85	-	-	1,496,464.85	-	-	1,496,464.85

PARTICULARS	UACS CODE	APPROPRIATION				ALLOTMENTS				
		Authorized Appropriation	Outside Dept.	Within Dept.	Adjusted Appropriations	Allotments Received	Additional SARO (Augmentation/Withdrawal) / (Realignment/ Prior Years Adjustment)	(Transfer to)	Transfer from	Adjusted Total Allotments
						TOTAL			TOTAL	
Food Supplies Expenses	5020305000	639,357,000.00	-	48,498,879.72	687,855,879.72	639,357,000.00	47,398,931.18	8,004,329.46	9,104,278.00	687,855,879.72
Welfare Goods Expenses	5020306000	-	-	-	-	-	-	-	-	-
Drugs and Medicines Expenses	5020307000	18,547,778,000.00	-	1,132,285,191.77	17,415,492,808.23	16,619,496,000.00	1,128,804,120.65	2,850,880.54	630,190.58	15,487,210,808.23
Medical, Dental and Laboratory Supplies Expenses	5020308000	18,081,728,800.00	-	1,626,166,189.09	16,455,562,610.91	17,303,164,800.00	1,785,942,943.73	12,347,560.00	172,124,314.64	15,676,998,610.91
Fuel, Oil and Lubricants Expenses	5020309000	135,024,000.00	-	12,132,896.02	147,156,896.02	135,024,000.00	10,835,646.02	-	1,297,250.00	147,156,896.02
Agricultural and Marine Supplies Expenses	5020310000	1,244,000.00	-	1,244,000.00	1,244,000.00	1,244,000.00	-	-	-	1,244,000.00
Textbooks and Instructional Materials Expenses	5020311001	4,134,000.00	-	3,459,500.00	674,500.00	4,134,000.00	3,459,500.00	-	-	674,500.00
Chemical and Filtering Supplies Expenses	5020313000	-	-	-	-	-	-	-	-	-
Semi-Expendable Machinery	5020321001	956,000.00	-	1,013,939.30	1,969,939.30	956,000.00	1,013,939.30	-	-	1,969,939.30
Semi-Expendable-Office Equipment	5020321002	9,837,000.00	-	8,184,253.98	18,021,253.98	9,837,000.00	8,203,325.66	268,490.00	249,418.32	18,021,253.98
Semi-Expendable-Information and Communications Technology Equipment	5020321003	165,102,000.00	-	58,021,542.84	107,080,457.16	165,102,000.00	58,201,529.84	532,998.00	712,985.00	107,080,457.16
Semi-Expendable-Agricultural and Forestry Equipment	5020321004	-	-	-	-	-	-	-	-	-
Semi-Expendable-Marine and Fishery Equipment	5020321005	-	-	-	-	-	-	-	-	-
Semi-Expendable-Airport Equipment	5020321006	-	-	-	-	-	-	-	-	-
Semi-Expendable-Communications Equipment	5020321007	591,000.00	-	272,042.65	863,042.65	591,000.00	272,042.65	-	-	863,042.65
Semi-Expendable-Disaster Response and Rescue Equipment	5020321008	25,000.00	-	804,650.00	829,650.00	25,000.00	804,650.00	-	-	829,650.00
Semi-Expendable-Military, Police and Security Equipment	5020321009	-	-	33,095.00	33,095.00	-	33,095.00	-	-	33,095.00
Semi-Expendable-Medical Equipment	5020321010	15,017,000.00	-	7,937,845.07	22,954,845.07	15,017,000.00	7,860,270.07	-	77,575.00	22,954,845.07
Semi-Expendable-Printing Equipment	5020321011	348,000.00	-	42,890.00	390,890.00	348,000.00	42,890.00	52,000.00	52,000.00	390,890.00
Semi-Expendable-Sports Equipment	5020321012	18,000.00	-	-	18,000.00	18,000.00	-	-	-	18,000.00
Semi-Expendable-Technical and Scientific Equipment	5020321013	-	-	6,850.00	6,850.00	-	6,850.00	-	-	6,850.00
Semi-Expendable-Other Equipment	5020321099	3,202,000.00	-	4,064,251.38	7,266,251.38	3,202,000.00	3,664,251.38	-	400,000.00	7,266,251.38
Semi-Expendable-Semi-Expendable Furniture, Fixtures and Books Expenses	5020322000	600,000.00	-	792,769.20	1,392,769.20	600,000.00	792,769.20	-	-	1,392,769.20
Semi-Expendable-Furniture and Fixtures	5020322001	5,899,000.00	-	7,340,798.00	13,239,798.00	5,899,000.00	7,340,798.00	-	-	13,239,798.00
Semi-Expendable-Books	5020322002	5,607,000.00	-	372,014.70	5,979,014.70	5,607,000.00	372,014.70	-	-	5,979,014.70
Other Supplies and Materials Expenses	5020399000	4,897,135,410.00	-	34,280,710.98	4,862,854,699.02	4,897,135,410.00	32,642,382.68	7,813,271.00	6,174,942.70	4,862,854,699.02
Water Expenses	5020401000	257,121,000.00	-	7,308,342.59	264,429,342.59	257,121,000.00	6,095,211.09	-	1,213,131.50	264,429,342.59
Electricity Expenses	5020402000	918,344,000.00	-	103,099,909.89	1,021,443,909.89	918,344,000.00	88,841,699.98	-	14,258,209.91	1,021,443,909.89
Gas/Heating Expenses	5020403000	4,287,500.00	-	650,930.00	4,938,430.00	4,287,500.00	650,930.00	-	-	4,938,430.00
Postage and Courier Expenses	5020501000	10,278,000.00	-	1,493,191.92	11,771,191.92	10,278,000.00	1,493,191.92	-	-	11,771,191.92
Mobile	5020502001	75,360,500.00	-	8,866,625.49	85,227,125.49	75,360,500.00	8,720,418.77	567,400.00	713,606.72	85,227,125.49
Landline	5020502002	39,243,000.00	-	6,318,211.70	45,561,211.70	39,243,000.00	6,260,482.29	-	57,729.41	45,561,211.70
Internet Subscription Expenses	5020503000	59,118,000.00	-	9,778,841.65	68,896,841.65	59,118,000.00	8,632,756.30	309,000.00	1,455,085.35	68,896,841.65
Cable, Satellite, Telegraph and Radio Expenses	5020504000	6,210,000.00	-	2,363,206.27	8,573,206.27	6,210,000.00	2,241,014.84	-	122,191.43	8,573,206.27
Awards/Rewards Expenses	5020601001	3,838,000.00	-	1,047,215.70	4,885,215.70	3,838,000.00	1,169,715.70	245,000.00	122,500.00	4,885,215.70
Rewards and Incentives	5020601002	2,794,000.00	-	940,805.26	3,734,805.26	2,794,000.00	940,805.26	200,000.00	200,000.00	3,734,805.26
Prizes	5020602000	630,000.00	-	404,900.00	1,034,900.00	630,000.00	454,900.00	745,000.00	695,000.00	1,034,900.00
ICT Survey Expenses	5020701001	-	-	-	-	-	-	-	-	-
Survey Expenses	5020701002	100,000.00	-	78,000.00	178,000.00	100,000.00	78,000.00	115,000.00	115,000.00	178,000.00
ICT Research, Exploration and Development Expenses	5020702001	-	-	2,100,000.00	2,100,000.00	-	700,000.00	-	1,400,000.00	2,100,000.00
Research, Exploration and Development Expenses	5020702002	44,690,000.00	-	45,000.00	44,735,000.00	44,690,000.00	45,000.00	200,000.00	200,000.00	44,735,000.00
Confidential Expenses	5021001000	-	-	-	-	-	-	-	-	-
Intelligence Expenses	5021002000	-	-	-	-	-	-	-	-	-
Extraordinary and Miscellaneous Expenses	5021003000	10,209,000.00	-	1,222,752.58	11,431,752.58	10,209,000.00	1,197,892.58	-	24,860.00	11,431,752.58
Legal Services	5021101000	3,267,000.00	-	3,461,325.15	3,461,325.15	3,267,000.00	194,325.15	-	-	3,461,325.15
Auditing Services	5021102000	1,217,000.00	-	1,164,587.96	2,381,587.96	1,217,000.00	1,164,587.96	-	-	2,381,587.96
ICT Consultancy Services	5021103001	300,000.00	-	-	300,000.00	300,000.00	-	-	-	300,000.00
Consultancy Services	5021103002	643,190,000.00	-	232,474,437.81	410,715,562.19	604,157,000.00	232,094,437.81	2,330,000.00	1,950,000.00	371,682,562.19
Other Professional Services	5021199000	10,511,330,656.85	-	2,720,934,099.25	7,790,396,557.60	10,511,330,656.85	2,868,335,522.11	2,157,826,970.37	2,305,228,393.23	7,790,396,557.60
Environment/Sanitary Services	5021201000	27,619,000.00	-	882,946.90	26,736,053.10	27,619,000.00	882,946.90	-	-	26,736,053.10
Janitorial Services	5021202000	360,889,000.00	-	61,007,277.31	421,896,277.31	360,889,000.00	47,915,629.41	-	13,091,647.90	421,896,277.31
Security Services	5021203000	394,500,000.00	-	95,395,326.56	489,895,326.56	394,500,000.00	95,395,326.56	-	-	489,895,326.56
Other General Services	5021299000	153,608,000.00	-	107,383,921.43	260,991,921.43	153,608,000.00	87,267,970.54	-	20,115,950.89	260,991,921.43
Repairs and Maintenance-Investment Property	5021301000	-	-	2,810.50	2,810.50	-	2,810.50	-	-	2,810.50
Repairs and Maintenance-Land Improvements	5021302000	-	-	-	-	-	-	-	-	-
Other Land Improvements	5021302099	-	-	-	-	-	-	-	-	-
Repairs and Maintenance-Road Networks	5021303001	-	-	-	-	-	-	-	-	-
Repairs and Maintenance-Flood Control Systems	5021303002	-	-	-	-	-	-	-	-	-
Repairs and Maintenance-Sewer Systems	5021303003	-	-	504,030.00	504,030.00	-	504,030.00	-	-	504,030.00
Repairs and Maintenance-Water Supply Systems	5021303004	2,272,900.00	-	225,445.00	2,498,345.00	2,272,900.00	215,445.00	-	10,000.00	2,498,345.00
Repairs and Maintenance-Power Supply Systems	5021303005	2,837,200.00	-	38,656.00	2,798,544.00	2,837,200.00	38,656.00	-	-	2,798,544.00
Repairs and Maintenance-Communications Networks	5021303006	-	-	-	-	-	-	-	-	-
Repairs and Maintenance-Parks, Plazas and Monuments	5021303009	-	-	-	-	-	-	-	-	-
Repairs and Maintenance-Railway Systems	5021303010	-	-	-	-	-	-	-	-	-
Repairs and Maintenance-Other Infrastructure Assets	5021303099	94,000.00	-	635,000.00	729,000.00	94,000.00	635,000.00	-	-	729,000.00
Repairs and Maintenance-Buildings	5021304001	27,206,000.00	-	319,681.19	27,525,681.19	27,206,000.00	319,681.19	-	-	27,525,681.19
Repairs and Maintenance-School Buildings	5021304002	-	-	-	-	-	-	-	-	-

PARTICULARS	UACS CODE	APPROPRIATION				ALLOTMENTS				
		Authorized Appropriation	Outside Dept.	Within Dept.	Adjusted Appropriations	Allotments Received	Additional SARO (Augmentation/Withdrawal) / (Realignment/ Prior Years Adjustment)	(Transfer to)	Transfer from	Adjusted Total Allotments
						TOTAL			TOTAL	
Repairs and Maintenance-Hospitals and Health Centers	5021304003	39,032,000.00	-	1,419,167.01	37,612,832.99	39,032,000.00	1,419,167.01	-	-	37,612,832.99
Repairs and Maintenance-Hostels and Dormitories	5021304006	-	-	-	-	-	-	-	-	-
Repairs and Maintenance-Other Structures	5021304099	4,283,000.00	-	2,553,668.00	6,836,668.00	4,283,000.00	2,553,668.00	-	-	6,836,668.00
Repairs and Maintenance-Machinery	5021305001	4,602,000.00	-	1,070,132.08	5,672,132.08	4,602,000.00	1,070,132.08	-	-	5,672,132.08
Repairs and Maintenance-Office Equipment	5021305002	10,821,400.00	-	4,072,293.63	14,893,693.63	10,821,400.00	4,009,985.63	-	62,308.00	14,893,693.63
Repairs and Maintenance-ICT Equipment	5021305003	21,463,600.00	-	1,044,922.76	20,418,677.24	21,463,600.00	1,044,922.76	-	-	20,418,677.24
Repairs and Maintenance-Agricultural and Forestry Equipment	5021305004	-	-	-	-	-	-	-	-	-
Repairs and Maintenance-Marine and Fishery Equipment	5021305005	-	-	-	-	-	-	-	-	-
Repairs and Maintenance-Communications Equipment	5021305007	1,320,000.00	-	-	1,320,000.00	1,320,000.00	-	-	-	1,320,000.00
Repairs and Maintenance-Construction and Heavy Equipment	5021305008	-	-	-	-	-	-	-	-	-
Repairs and Maintenance-Disaster Response and Rescue Equipment	5021305009	-	-	-	-	-	-	-	-	-
Repairs and Maintenance-Military, Police and Security Equipment	5021305010	-	-	-	-	-	-	-	-	-
Repairs and Maintenance-Medical Equipment	5021305011	67,582,000.00	-	236,591.47	67,818,591.47	67,582,000.00	1,920,208.53	-	2,156,800.00	67,818,591.47
Repairs and Maintenance-Printing Equipment	5021305012	118,000.00	-	54,500.00	172,500.00	118,000.00	54,500.00	-	-	172,500.00
Repairs and Maintenance-Sports Equipment	5021305013	-	-	-	-	-	-	-	-	-
Repairs and Maintenance-Technical and Scientific Equipment	5021305014	-	-	385,800.00	385,800.00	-	285,000.00	-	100,800.00	385,800.00
Repairs and Maintenance-Other Equipment	5021305099	7,827,000.00	-	1,220,032.24	9,047,032.24	7,827,000.00	1,220,032.24	-	-	9,047,032.24
Repairs and Maintenance-Motor Vehicles	5021306001	42,044,490.00	-	5,187,342.00	47,231,832.00	42,044,490.00	5,133,828.00	-	53,514.00	47,231,832.00
Repairs and Maintenance-Trains	5021306002	-	-	-	-	-	-	-	-	-
Repairs and Maintenance-Aircrafts and Aircrafts Ground Equipment	5021306003	-	-	-	-	-	-	-	-	-
Repairs and Maintenance-Watercrafts	5021306004	-	-	600.00	600.00	-	600.00	-	-	600.00
Repairs and Maintenance-Other Transportation Equipment	5021306099	1,233,000.00	-	142,827.97	1,090,172.03	1,233,000.00	142,827.97	-	-	1,090,172.03
Repairs and Maintenance-Repairs and Maintenance-Furniture and Fixtures	5021307000	596,000.00	-	137,964.00	733,964.00	596,000.00	137,964.00	-	-	733,964.00
Repairs and Maintenance-Buildings and Other Structures	5021308001	1,182,000.00	-	80,180.25	1,262,180.25	1,182,000.00	80,180.25	-	-	1,262,180.25
Repairs and Maintenance-Machinery and Equipment	5021308002	256,000.00	-	113,590.00	369,590.00	256,000.00	113,590.00	-	-	369,590.00
Repairs and Maintenance-Transportation Equipment	5021308003	-	-	12,500.00	12,500.00	-	12,500.00	-	-	12,500.00
Repairs and Maintenance-ICT Machinery and Equipment	5021308004	-	-	17,868.00	17,868.00	-	17,868.00	-	-	17,868.00
Repairs and Maintenance-Other Leased Assets	5021308099	-	-	-	-	-	-	-	-	-
Repairs and Maintenance-Land	5021309001	-	-	-	-	-	-	-	-	-
Repairs and Maintenance-Buildings	5021309002	-	-	300,000.00	300,000.00	-	300,000.00	-	-	300,000.00
Repairs and Maintenance-Other Leased Assets Improvements	5021309099	-	-	-	-	-	-	-	-	-
RM- Semi-Expendable-Machinery	5021321001	-	-	-	-	-	-	-	-	-
RM- Semi-Expendable-Office Equipment	5021321002	426,000.00	-	130,487.60	556,487.60	426,000.00	130,487.60	-	-	556,487.60
RM- Semi-Expendable-Information and Communications Technology Equipment	5021321003	504,000.00	-	193,714.00	310,286.00	504,000.00	193,714.00	-	-	310,286.00
RM- Semi-Expendable-Agricultural and Forestry Equipment	5021321004	-	-	-	-	-	-	-	-	-
RM- Semi-Expendable-Marine and Fishery Equipment	5021321005	-	-	-	-	-	-	-	-	-
RM- Semi-Expendable-Communications Equipment	5021321007	-	-	229,779.20	229,779.20	-	229,779.20	-	-	229,779.20
RM- Semi-Expendable-Disaster Response and Rescue Equipment	5021321008	1,890,000.00	-	-	1,890,000.00	1,890,000.00	-	-	-	1,890,000.00
RM- Semi-Expendable-Military, Police and Security Equipment	5021321009	-	-	-	-	-	-	-	-	-
RM- Semi-Expendable-Medical Equipment	5021321010	737,000.00	-	422,332.00	1,159,332.00	737,000.00	422,332.00	-	-	1,159,332.00
RM- Semi-Expendable-Printing Equipment	5021321011	-	-	76,000.00	76,000.00	-	76,000.00	-	-	76,000.00
RM- Semi-Expendable-Sports Equipment	5021321012	-	-	-	-	-	-	-	-	-
RM- Semi-Expendable-Technical and Scientific Equipment	5021321013	-	-	-	-	-	-	-	-	-
RM- Semi-Expendable-Other Equipment	5021321099	100,000.00	-	535,250.00	635,250.00	100,000.00	535,250.00	-	-	635,250.00
RM- Semi-Expendable-Furniture and Fixture	5021322001	892,000.00	-	117,480.00	1,009,480.00	892,000.00	117,480.00	-	-	1,009,480.00
RM- Semi-Expendable-Books	5021322002	-	-	-	-	-	-	-	-	-
Repairs and Maintenance-Other Property, Plant and Equipment	5021399099	10,000.00	-	1,119,528.36	1,129,528.36	10,000.00	1,119,528.36	-	-	1,129,528.36
Subsidy to National Government Agencies	5021401000	-	-	126,097.60	126,097.60	-	-	-	126,097.60	126,097.60
Financial Assistance to National Government Agencies	5021402000	17,932,716,000.00	-	1,976,740,753.49	15,955,975,246.51	17,795,409,000.00	652,164,052.49	16,548,130,414.76	13,919,225,608.78	15,818,668,246.51
Financial Assistance to Local Government Units	5021403000	574,226,000.00	-	1,570,063,580.67	2,144,289,580.67	574,226,000.00	781,858,441.58	-	788,205,139.09	2,144,289,580.67
Subsidy Support to Operations of GOCCs	5021404001	30,767,000.00	-	814,435,672.19	845,202,672.19	30,767,000.00	814,435,672.19	-	-	845,202,672.19
Financial Assistance to Non-Government Organizations/POs	5021405000	24,402,000.00	-	2,000,000.00	26,402,000.00	24,402,000.00	2,000,000.00	-	-	26,402,000.00
Internal Revenue Allotment	5021406000	-	-	-	-	-	-	-	-	-
Subsidy to Regional Offices/Staff Bureaus	5021407000	12,445,000.00	-	11,168,617.92	1,276,382.08	12,445,000.00	11,168,617.92	-	-	1,276,382.08
Subsidy to Operating Units	5021408000	19,858,000.00	-	7,347,215.99	27,205,215.99	19,858,000.00	8,800,876.42	16,770,700.00	15,317,039.57	27,205,215.99
Subsidy to Other Funds	5021409000	-	-	110,622,769.48	110,622,769.48	-	110,622,769.48	-	-	110,622,769.48
Subsidies-Others	5021499000	4,509,057,000.00	-	802,742,085.01	5,311,799,085.01	4,509,057,000.00	699,914,285.01	2,200,000.00	105,027,800.00	5,311,799,085.01
Taxes, Duties and Licenses	5021501001	162,000,200.00	300,000.00	818,540.13	162,518,740.13	161,700,200.00	818,540.13	-	-	162,518,740.13
Tax Refund	5021501002	8,000.00	-	8,000.00	-	8,000.00	8,000.00	-	-	-
Fidelity Bond Premiums	5021502000	11,518,000.00	-	3,842,157.76	15,360,157.76	11,518,000.00	3,761,185.51	-	80,972.25	15,360,157.76
Insurance Expenses	5021503000	104,631,000.00	300,000.00	53,031,808.57	157,962,808.57	104,931,000.00	52,876,935.08	-	154,873.49	157,962,808.57
Labor and Wages	5021601000	33,598,000.00	-	4,811,092.70	38,409,092.70	33,598,000.00	4,811,092.70	-	-	38,409,092.70
Advertising, Promotional and Marketing Expenses	5029901000	409,536,000.00	-	211,675,374.23	197,860,625.77	409,536,000.00	211,675,374.23	2,265,000.00	2,265,000.00	197,860,625.77
Printing and Publication Expenses	5029902000	77,997,000.00	-	18,898,918.55	96,895,918.55	77,997,000.00	18,945,918.55	-	24,347,508.66	96,895,918.55
Representation Expenses	5029903000	159,062,000.00	-	18,340,793.79	177,402,793.79	159,062,000.00	18,147,613.07	-	8,184,576.72	177,402,793.79
Transportation and Delivery Expenses	5029904000	1,410,337,000.00	-	22,360,552.56	1,432,697,552.56	1,386,792,000.00	22,066,552.56	2,011,923.20	2,305,923.20	1,409,152,552.56
Rents-Buildings and Structures	5029905001	308,727,000.00	-	107,800,320.60	416,527,320.60	308,727,000.00	107,800,320.60	-	-	416,527,320.60

PARTICULARS	UACS CODE	APPROPRIATION				ALLOTMENTS				
		Authorized Appropriation	Outside Dept.	Within Dept.	Adjusted Appropriations	Allotments Received	Additional SARO (Augmentation/Withdrawal) / (Realignment/ Prior Years Adjustment)	(Transfer to)	Transfer from	Adjusted Total Allotments
						TOTAL			TOTAL	
Rents-Land	5029905002	180,000.00	-	-	180,000.00	180,000.00	-	-	-	180,000.00
Rents-Motor Vehicles	5029905003	27,835,000.00	-	8,544,643.00	36,379,643.00	27,835,000.00	8,544,643.00	-	-	36,379,643.00
Rents-Equipment	5029905004	70,564,000.00	-	22,590,292.40	93,154,292.40	70,564,000.00	22,590,292.40	-	-	93,154,292.40
Rents-Living Quarters	5029905005	-	-	1,513,060.00	1,513,060.00	-	1,513,060.00	-	-	1,513,060.00
Operating Lease	5029905006	1,871,000.00	-	-	1,871,000.00	1,871,000.00	-	-	-	1,871,000.00
Financial Lease	5029905007	-	-	-	-	-	-	-	-	-
Rents-ICT Machinery and Equipment	5029905008	602,000.00	-	250,172.00	852,172.00	602,000.00	250,172.00	-	-	852,172.00
Membership Dues and Contributions to Organizations	5029906000	394,000.00	-	305,567.40	699,567.40	394,000.00	305,567.40	-	-	699,567.40
Subscription Expenses - ICT Software Subscription	5029907001	7,028,000.00	-	39,119,109.61	46,147,109.61	7,028,000.00	39,119,109.61	-	-	46,147,109.61
Subscription Expenses - Data Center Service	5029907002	-	-	7,495.00	7,495.00	-	7,495.00	-	-	7,495.00
Subscription Expenses - Cloud Computing Service	5029907003	-	-	160,016.40	160,016.40	-	160,016.40	-	-	160,016.40
Subscription Expenses - Library and Other Reading Materials Subscription Expenses	5029907004	1,572,000.00	-	-	1,572,000.00	1,572,000.00	-	-	-	1,572,000.00
Subscription Expenses - Other Subscription Expenses	5029907099	20,449,000.00	-	1,128,583.30	21,577,583.30	20,449,000.00	1,128,583.30	-	-	21,577,583.30
Donations	5029908000	-	-	-	-	-	-	-	-	-
Litigation/Acquired Assets Expenses	5029909000	-	-	-	-	-	-	-	-	-
Loss on Guaranty	5029910000	-	-	-	-	-	-	-	-	-
Legal Defense Expense	5029921000	-	-	-	-	-	-	-	-	-
Bank Transaction Fee	5029922000	-	-	100.00	100.00	-	100.00	-	-	100.00
Website Maintenance	5029999001	750,000.00	-	606,900.00	1,356,900.00	750,000.00	606,900.00	-	-	1,356,900.00
Other Maintenance and Operating Expenses	5029999099	1,517,634,643.15	-	3,634,181,804.93	5,151,816,448.08	1,174,014,643.15	2,350,061,571.15	1,117,174,716.40	2,401,294,950.18	4,808,196,448.08
Capital Outlay		26,956,647,000.00	-	-	26,956,647,000.00	26,956,647,000.00	0.00	22,446,190,600.00	22,446,190,600.00	26,956,647,000.00
Investment Property-Land	5060301001	-	-	-	-	-	-	-	-	-
Investment Property-Buildings	5060301002	-	-	-	-	-	-	-	-	-
Land	5060401001	-	-	41,869,158.88	41,869,158.88	-	-	-	41,869,158.88	41,869,158.88
Aquaculture Structures	5060402001	-	-	-	-	-	-	-	-	-
Reforestation Projects	5060402002	-	-	-	-	-	-	-	-	-
Other Land Improvements	5060402099	-	-	10,000,000.00	10,000,000.00	-	10,000,000.00	-	-	10,000,000.00
Road Networks	5060403001	-	-	-	-	-	-	-	-	-
Flood Control Systems	5060403002	-	-	-	-	-	-	-	-	-
Sewer Systems	5060403003	-	-	-	-	-	-	-	-	-
Water Supply Systems	5060403004	-	-	-	-	-	-	-	-	-
Power Supply Systems	5060403005	-	-	3,201,630.00	3,201,630.00	-	3,201,630.00	1,470,000.00	1,470,000.00	3,201,630.00
Communications Networks	5060403006	-	-	24,654,953.35	24,654,953.35	-	24,654,953.35	-	-	24,654,953.35
Seaport Systems	5060403007	-	-	-	-	-	-	-	-	-
Airport Systems	5060403008	-	-	-	-	-	-	-	-	-
Parks, Plazas and Monuments	5060403009	-	-	-	-	-	-	-	-	-
Other Infrastructure Assets	5060403099	-	-	50,000,000.00	50,000,000.00	-	100,000,000.00	-	150,000,000.00	50,000,000.00
Buildings	5060404001	324,075,000.00	-	203,433,629.56	527,508,629.56	324,075,000.00	171,558,629.56	600,520,000.00	632,395,000.00	527,508,629.56
School Buildings	5060404002	-	-	-	-	-	-	-	-	-
Hospitals and Health Centers	5060404003	15,583,391,000.00	-	853,893,032.28	14,729,497,967.72	15,583,391,000.00	452,023,873.40	13,011,555,000.00	12,609,685,841.12	14,729,497,967.72
Hostels and Dormitories	5060404006	-	-	230,000,000.00	230,000,000.00	-	-	50,000,000.00	180,000,000.00	230,000,000.00
Other Structures	5060404099	-	-	210,857,854.87	210,857,854.87	-	210,857,854.87	-	-	210,857,854.87
Machinery	5060405001	-	-	-	-	-	-	-	-	-
Office Equipment	5060405002	-	-	2,915,537.00	2,915,537.00	-	2,915,537.00	-	-	2,915,537.00
Information and Communications Technology Equipment	5060405003	368,223,000.00	-	3,943,028.00	364,279,972.00	368,223,000.00	1,400,572.00	136,133,600.00	130,790,000.00	364,279,972.00
Agricultural and Forestry Equipment	5060405004	-	-	-	-	-	-	-	-	-
Marine and Fishery Equipment	5060405005	-	-	-	-	-	-	-	-	-
Airport Equipment	5060405006	-	-	-	-	-	-	-	-	-
Communications Equipment	5060405007	-	-	-	-	-	-	-	-	-
Construction and Heavy Equipment	5060405008	-	-	-	-	-	-	-	-	-
Disaster Response and Rescue Equipment	5060405009	-	-	-	-	-	-	-	-	-
Medical Equipment	5060405011	9,326,974,000.00	-	56,775,503.38	9,270,198,496.62	9,326,974,000.00	8,322,303.38	7,672,512,000.00	7,624,068,800.00	9,270,198,496.62
Printing Equipment	5060405012	-	-	-	-	-	-	-	-	-
Sports Equipment	5060405013	-	-	-	-	-	-	-	-	-
Technical and Scientific Equipment	5060405014	-	-	-	-	-	-	-	-	-
ICT Software	5060405015	-	-	37,121,800.00	37,121,800.00	-	35,200,000.00	-	1,921,800.00	37,121,800.00
Other Machinery and Equipment	5060405099	27,000,000.00	-	-	27,000,000.00	27,000,000.00	-	-	-	27,000,000.00
Motor Vehicles	5060406001	1,288,200,000.00	-	76,148,000.00	1,364,348,000.00	1,288,200,000.00	76,148,000.00	1,074,000,000.00	1,074,000,000.00	1,364,348,000.00
Trains	5060406002	-	-	-	-	-	-	-	-	-
Aircrafts and Aircrafts Ground Equipment	5060406003	-	-	-	-	-	-	-	-	-
Watercrafts	5060406004	-	-	-	-	-	-	-	-	-
Other Transportation Equipment	5060406099	-	-	20,800,000.00	20,800,000.00	-	20,800,000.00	-	-	20,800,000.00
Furniture and Fixtures	5060407001	38,784,000.00	-	524,000.00	39,308,000.00	38,784,000.00	524,000.00	-	-	39,308,000.00
Books	5060407002	-	-	-	-	-	-	-	-	-
Historical Buildings	5060408001	-	-	-	-	-	-	-	-	-
Works of Arts and Archeological Specimens	5060408002	-	-	-	-	-	-	-	-	-

PARTICULARS	UACS CODE	APPROPRIATION				ALLOTMENTS					
		Authorized Appropriation	Outside Dept.	Within Dept.	Adjusted Appropriations	Allotments Received	Additional SARO (Augmentation/Withdrawal) / (Realignment/ Prior Years Adjustment)	(Transfer to)	Transfer from	Adjusted Total Allotments	
						TOTAL			TOTAL		TOTAL
Other Heritage Assets	5060408099	-	-	-	-	-	-	-	-	-	
Work/Zoo Animals	5060409001	-	-	-	-	-	-	-	-	-	
Other Property, Plant and Equipment	5060409099	-	-	3,085,000.00	3,085,000.00	-	3,085,000.00	-	-	3,085,000.00	
Patents/Copyrights	5060601000	-	-	-	-	-	-	-	-	-	
Computer Software	5060602000	-	-	-	-	-	-	-	-	-	
Other Intangible Assets	5060699000	-	-	-	-	-	-	-	-	-	
B. AUTOMATIC APPROPRIATION		3,732,697,000.00	-	2,050,148,449.00	5,782,845,449.00	3,703,277,000.00	2,050,148,449.00	-	887,395,612.63	887,395,612.63	5,753,425,449.00
I. Retirement and Life Insurance Premium		3,703,277,000.00	-	1,213,391,340.00	4,916,668,340.00	3,703,277,000.00	1,213,391,340.00	-	878,254,818.63	878,254,818.63	4,916,668,340.00
Personnel Services		3,703,277,000.00	-	1,213,391,340.00	4,916,668,340.00	3,703,277,000.00	1,213,391,340.00	-	878,254,818.63	878,254,818.63	4,916,668,340.00
Retirement and Life Insurance Premiums	5010301000	3,703,277,000.00	-	1,213,391,340.00	4,916,668,340.00	3,703,277,000.00	1,213,391,340.00	-	878,254,818.63	878,254,818.63	4,916,668,340.00
II. Custom and Duties and Taxes		-	-	92,633,315.00	92,633,315.00	-	92,633,315.00	-	-	-	92,633,315.00
Maintenance and Other Operating Expenses		-	-	92,633,315.00	92,633,315.00	-	92,633,315.00	-	-	-	92,633,315.00
Taxes, Duties and Licenses	5021501001	-	-	92,633,315.00	92,633,315.00	-	92,633,315.00	-	-	-	92,633,315.00
III. Franchise Tax		29,420,000.00	-	-	29,420,000.00	-	-	-	-	-	-
Maintenance and Other Operating Expenses		29,420,000.00	-	-	29,420,000.00	-	-	-	-	-	-
Donations	5029908000	29,420,000.00	-	-	29,420,000.00	-	-	-	-	-	-
IV. Regulation of Health Establishments and Products		-	-	586,238,000.00	586,238,000.00	-	586,238,000.00	-	-	-	586,238,000.00
Maintenance and Other Operating Expenses		-	-	545,668,000.00	545,668,000.00	-	545,668,000.00	-	-	-	545,668,000.00
Traveling Expenses-Local	5020101000	-	-	25,000,000.00	25,000,000.00	-	25,000,000.00	-	-	-	25,000,000.00
Traveling Expenses-Foreign	5020102000	-	-	8,005,000.00	8,005,000.00	-	8,005,000.00	-	-	-	8,005,000.00
ICT Training Expenses	5020201001	-	-	-	-	-	-	-	-	-	-
Training Expenses	5020201002	-	-	13,731,000.00	13,731,000.00	-	13,731,000.00	-	-	-	13,731,000.00
Scholarship Grants/Expenses	5020202000	-	-	400,000.00	400,000.00	-	400,000.00	-	-	-	400,000.00
Office Supplies Expenses	5020301000	-	-	7,500,000.00	7,500,000.00	-	7,500,000.00	-	-	-	7,500,000.00
ICT Office Supplies Expenses	5020301001	-	-	-	-	-	-	-	-	-	-
Office Supplies Expenses	5020301002	-	-	-	-	-	-	-	-	-	-
Accountable Forms Expenses	5020302000	-	-	1,915,000.00	1,915,000.00	-	1,915,000.00	-	-	-	1,915,000.00
Non-Accountable Forms Expenses	5020303000	-	-	-	-	-	-	-	-	-	-
Animal/Zoological Supplies Expenses	5020304000	-	-	-	-	-	-	-	-	-	-
Food Supplies Expenses	5020305000	-	-	-	-	-	-	-	-	-	-
Welfare Goods Expenses	5020306000	-	-	-	-	-	-	-	-	-	-
Drugs and Medicines Expenses	5020307000	-	-	-	-	-	-	-	-	-	-
Medical, Dental and Laboratory Supplies Expenses	5020308000	-	-	53,742,000.00	53,742,000.00	-	53,742,000.00	-	-	-	53,742,000.00
Fuel, Oil and Lubricants Expenses	5020309000	-	-	3,700,000.00	3,700,000.00	-	3,700,000.00	-	-	-	3,700,000.00
Agricultural and Marine Supplies Expenses	5020310000	-	-	-	-	-	-	-	-	-	-
Textbooks and Instructional Materials Expenses	5020311001	-	-	-	-	-	-	-	-	-	-
Chemical and Filtering Supplies Expenses	5020313000	-	-	-	-	-	-	-	-	-	-
Semi-Expendable Machinery	5020321001	-	-	-	-	-	-	-	-	-	-
Semi-Expendable-Office Equipment	5020321002	-	-	100,000.00	100,000.00	-	100,000.00	-	-	-	100,000.00
Semi-Expendable-Information and Communications Technology Equipment	5020321003	-	-	500,000.00	500,000.00	-	500,000.00	-	-	-	500,000.00
Semi-Expendable-Agricultural and Forestry Equipment	5020321004	-	-	-	-	-	-	-	-	-	-
Semi-Expendable-Marine and Fishery Equipment	5020321005	-	-	-	-	-	-	-	-	-	-
Semi-Expendable-Airport Equipment	5020321006	-	-	-	-	-	-	-	-	-	-
Semi-Expendable-Communications Equipment	5020321007	-	-	-	-	-	-	-	-	-	-
Semi-Expendable-Disaster Response and Rescue Equipment	5020321008	-	-	-	-	-	-	-	-	-	-
Semi-Expendable-Military, Police and Security Equipment	5020321009	-	-	-	-	-	-	-	-	-	-
Semi-Expendable-Medical Equipment	5020321010	-	-	-	-	-	-	-	-	-	-
Semi-Expendable-Printing Equipment	5020321011	-	-	-	-	-	-	-	-	-	-
Semi-Expendable-Sports Equipment	5020321012	-	-	-	-	-	-	-	-	-	-
Semi-Expendable-Technical and Scientific Equipment	5020321013	-	-	-	-	-	-	-	-	-	-
Semi-Expendable-Other Equipment	5020321099	-	-	-	-	-	-	-	-	-	-
Semi-Expendable-Semi-Expendable Furniture, Fixtures and Books Expenses	5020322000	-	-	-	-	-	-	-	-	-	-
Semi-Expendable-Furniture and Fixtures	5020322001	-	-	600,000.00	600,000.00	-	600,000.00	-	-	-	600,000.00
Semi-Expendable-Books	5020322002	-	-	-	-	-	-	-	-	-	-
Other Supplies and Materials Expenses	5020399000	-	-	23,100,000.00	23,100,000.00	-	23,100,000.00	-	-	-	23,100,000.00
Water Expenses	5020401000	-	-	3,000,000.00	3,000,000.00	-	3,000,000.00	-	-	-	3,000,000.00
Electricity Expenses	5020402000	-	-	14,839,000.00	14,839,000.00	-	14,839,000.00	-	-	-	14,839,000.00
Gas/Heating Expenses	5020403000	-	-	-	-	-	-	-	-	-	-
Postage and Courier Expenses	5020501000	-	-	3,600,000.00	3,600,000.00	-	3,600,000.00	-	-	-	3,600,000.00
Mobile	5020502001	-	-	6,270,000.00	6,270,000.00	-	6,270,000.00	-	-	-	6,270,000.00
Landline	5020502002	-	-	4,870,000.00	4,870,000.00	-	4,870,000.00	-	-	-	4,870,000.00
Internet Subscription Expenses	5020503000	-	-	68,156,000.00	68,156,000.00	-	68,156,000.00	-	-	-	68,156,000.00
Cable, Satellite, Telegraph and Radio Expenses	5020504000	-	-	127,000.00	127,000.00	-	127,000.00	-	-	-	127,000.00

PARTICULARS	UACS CODE	APPROPRIATION				ALLOTMENTS				
		Authorized Appropriation	Outside Dept.	Within Dept.	Adjusted Appropriations	Allotments Received	Additional SARO (Augmentation/Withdrawal) / (Realignment/ Prior Years Adjustment)	(Transfer to)	Transfer from	Adjusted Total Allotments
						TOTAL			TOTAL	
Awards/Rewards Expenses	5020601001	-	-	-	-	-	-	-	-	-
Rewards and Incentives	5020601002	-	-	500,000.00	500,000.00	-	500,000.00	-	-	500,000.00
Prizes	5020602000	-	-	-	-	-	-	-	-	-
ICT Survey Expenses	5020701001	-	-	-	-	-	-	-	-	-
Survey Expenses	5020701002	-	-	-	-	-	-	-	-	-
ICT Research, Exploration and Development Expenses	5020702001	-	-	300,000.00	300,000.00	-	300,000.00	-	-	300,000.00
Research, Exploration and Development Expenses	5020702002	-	-	300,000.00	300,000.00	-	300,000.00	-	-	300,000.00
Confidential Expenses	5021001000	-	-	-	-	-	-	-	-	-
Intelligence Expenses	5021002000	-	-	-	-	-	-	-	-	-
Extraordinary and Miscellaneous Expenses	5021003000	-	-	1,850,000.00	1,850,000.00	-	1,850,000.00	-	-	1,850,000.00
Legal Services	5021101000	-	-	785,000.00	785,000.00	-	785,000.00	-	-	785,000.00
Auditing Services	5021102000	-	-	300,000.00	300,000.00	-	300,000.00	-	-	300,000.00
ICT Consultancy Services	5021103001	-	-	-	-	-	-	-	-	-
Consultancy Services	5021103002	-	-	26,311,000.00	26,311,000.00	-	26,311,000.00	-	-	26,311,000.00
Other Professional Services	5021199000	-	-	101,526,000.00	101,526,000.00	-	101,526,000.00	-	-	101,526,000.00
Environment/Sanitary Services	5021201000	-	-	250,000.00	250,000.00	-	250,000.00	-	-	250,000.00
Janitorial Services	5021202000	-	-	17,620,000.00	17,620,000.00	-	17,620,000.00	-	-	17,620,000.00
Security Services	5021203000	-	-	16,000,000.00	16,000,000.00	-	16,000,000.00	-	-	16,000,000.00
Other General Services	5021299000	-	-	100,000.00	100,000.00	-	100,000.00	-	-	100,000.00
Repairs and Maintenance-Investment Property	5021301000	-	-	-	-	-	-	-	-	-
Repairs and Maintenance-Land Improvements	5021302000	-	-	-	-	-	-	-	-	-
Other Land Improvements	5021302099	-	-	-	-	-	-	-	-	-
Repairs and Maintenance-Road Networks	5021303001	-	-	-	-	-	-	-	-	-
Repairs and Maintenance-Flood Control Systems	5021303002	-	-	-	-	-	-	-	-	-
Repairs and Maintenance-Sewer Systems	5021303003	-	-	-	-	-	-	-	-	-
Repairs and Maintenance-Water Supply Systems	5021303004	-	-	-	-	-	-	-	-	-
Repairs and Maintenance-Power Supply Systems	5021303005	-	-	-	-	-	-	-	-	-
Repairs and Maintenance-Communications Networks	5021303006	-	-	-	-	-	-	-	-	-
Repairs and Maintenance-Parks, Plazas and Monuments	5021303009	-	-	-	-	-	-	-	-	-
Repairs and Maintenance-Railway Systems	5021303010	-	-	-	-	-	-	-	-	-
Repairs and Maintenance-Other Infrastructure Assets	5021303099	-	-	-	-	-	-	-	-	-
Repairs and Maintenance-Buildings	5021304001	-	-	100,000.00	100,000.00	-	100,000.00	-	-	100,000.00
Repairs and Maintenance-School Buildings	5021304002	-	-	-	-	-	-	-	-	-
Repairs and Maintenance-Hospitals and Health Centers	5021304003	-	-	-	-	-	-	-	-	-
Repairs and Maintenance-Hostels and Dormitories	5021304006	-	-	-	-	-	-	-	-	-
Repairs and Maintenance-Other Structures	5021304099	-	-	-	-	-	-	-	-	-
Repairs and Maintenance-Machinery	5021305001	-	-	-	-	-	-	-	-	-
Repairs and Maintenance-Office Equipment	5021305002	-	-	500,000.00	500,000.00	-	500,000.00	-	-	500,000.00
Repairs and Maintenance-ICT Equipment	5021305003	-	-	50,000.00	50,000.00	-	50,000.00	-	-	50,000.00
Repairs and Maintenance-Agricultural and Forestry Equipment	5021305004	-	-	-	-	-	-	-	-	-
Repairs and Maintenance-Marine and Fishery Equipment	5021305005	-	-	-	-	-	-	-	-	-
Repairs and Maintenance-Communications Equipment	5021305007	-	-	-	-	-	-	-	-	-
Repairs and Maintenance-Construction and Heavy Equipment	5021305008	-	-	-	-	-	-	-	-	-
Repairs and Maintenance-Disaster Response and Rescue Equipment	5021305009	-	-	-	-	-	-	-	-	-
Repairs and Maintenance-Military, Police and Security Equipment	5021305010	-	-	-	-	-	-	-	-	-
Repairs and Maintenance-Medical Equipment	5021305011	-	-	1,000.00	1,000.00	-	1,000.00	-	-	1,000.00
Repairs and Maintenance-Printing Equipment	5021305012	-	-	-	-	-	-	-	-	-
Repairs and Maintenance-Sports Equipment	5021305013	-	-	-	-	-	-	-	-	-
Repairs and Maintenance-Technical and Scientific Equipment	5021305014	-	-	200,000.00	200,000.00	-	200,000.00	-	-	200,000.00
Repairs and Maintenance-Other Equipment	5021305099	-	-	-	-	-	-	-	-	-
Repairs and Maintenance-Motor Vehicles	5021306001	-	-	3,000,000.00	3,000,000.00	-	3,000,000.00	-	-	3,000,000.00
RM- Semi-Expendable-Furniture and Fixture	5021322001	-	-	50,000.00	50,000.00	-	50,000.00	-	-	50,000.00
RM- Semi-Expendable-Books	5021322002	-	-	-	-	-	-	-	-	-
Repairs and Maintenance-Other Property, Plant and Equipment	5021399099	-	-	50,000.00	50,000.00	-	50,000.00	-	-	50,000.00
Subsidy to National Government Agencies	5021401000	-	-	-	-	-	-	-	-	-
Financial Assistance to National Government Agencies	5021402000	-	-	-	-	-	-	-	-	-
Financial Assistance to Local Government Units	5021403000	-	-	-	-	-	-	-	-	-
Subsidy Support to Operations of GOCCs	5021404001	-	-	-	-	-	-	-	-	-
Financial Assistance to Non-Government Organizations/POs	5021405000	-	-	-	-	-	-	-	-	-
Internal Revenue Allotment	5021406000	-	-	-	-	-	-	-	-	-
Subsidy to Regional Offices/Staff Bureaus	5021407000	-	-	-	-	-	-	-	-	-
Subsidy to Operating Units	5021408000	-	-	-	-	-	-	-	-	-
Subsidy to Other Funds	5021409000	-	-	-	-	-	-	-	-	-
Subsidies-Others	5021499000	-	-	-	-	-	-	-	-	-
Taxes, Duties and Licenses	5021501001	-	-	494,000.00	494,000.00	-	494,000.00	-	-	494,000.00
Tax Refund	5021501002	-	-	-	-	-	-	-	-	-
Fidelity Bond Premiums	5021502000	-	-	265,000.00	265,000.00	-	265,000.00	-	-	265,000.00

PARTICULARS	UACS CODE	APPROPRIATION				ALLOTMENTS				
		Authorized Appropriation	Outside Dept.	Within Dept.	Adjusted Appropriations	Allotments Received	Additional SARO (Augmentation/Withdrawal) / (Realignment/ Prior Years Adjustment)	(Transfer to)	Transfer from	Adjusted Total Allotments
						TOTAL			TOTAL	
Insurance Expenses	5021503000	-	-	5,417,000.00	5,417,000.00	-	5,417,000.00	-	-	5,417,000.00
Labor and Wages	5021601000	-	-	-	-	-	-	-	-	-
Advertising, Promotional and Marketing Expenses	5029901000	-	-	8,034,000.00	8,034,000.00	-	8,034,000.00	-	-	8,034,000.00
Printing and Publication Expenses	5029902000	-	-	1,000,000.00	1,000,000.00	-	1,000,000.00	-	-	1,000,000.00
Representation Expenses	5029903000	-	-	2,604,000.00	2,604,000.00	-	2,604,000.00	-	-	2,604,000.00
Transportation and Delivery Expenses	5029904000	-	-	10,000.00	10,000.00	-	10,000.00	-	-	10,000.00
Rents-Buildings and Structures	5029905001	-	-	46,358,000.00	46,358,000.00	-	46,358,000.00	-	-	46,358,000.00
Rents-Land	5029905002	-	-	-	-	-	-	-	-	-
Rents-Motor Vehicles	5029905003	-	-	-	-	-	-	-	-	-
Rents-Equipment	5029905004	-	-	2,000,000.00	2,000,000.00	-	2,000,000.00	-	-	2,000,000.00
Rents-Living Quarters	5029905005	-	-	-	-	-	-	-	-	-
Operating Lease	5029905006	-	-	-	-	-	-	-	-	-
Financial Lease	5029905007	-	-	-	-	-	-	-	-	-
Rents-ICT Machinery and Equipment	5029905008	-	-	-	-	-	-	-	-	-
Membership Dues and Contributions to Organizations	5029906000	-	-	-	-	-	-	-	-	-
Subscription Expenses - ICT Software Subscription	5029907001	-	-	-	-	-	-	-	-	-
Subscription Expenses - Data Center Service	5029907002	-	-	-	-	-	-	-	-	-
Subscription Expenses - Cloud Computing Service	5029907003	-	-	-	-	-	-	-	-	-
Subscription Expenses - Library and Other Reading Materials Subscription Expenses	5029907004	-	-	-	-	-	-	-	-	-
Subscription Expenses - Other Subscription Expenses	5029907099	-	-	67,038,000.00	67,038,000.00	-	67,038,000.00	-	-	67,038,000.00
Donations	5029908000	-	-	-	-	-	-	-	-	-
Litigation/Acquired Assets Expenses	5029909000	-	-	-	-	-	-	-	-	-
Loss on Guaranty	5029910000	-	-	-	-	-	-	-	-	-
Legal Defense Expense	5029921000	-	-	-	-	-	-	-	-	-
Bank Transaction Fee	5029922000	-	-	-	-	-	-	-	-	-
Website Maintenance	5029999001	-	-	-	-	-	-	-	-	-
Other Maintenance and Operating Expenses	5029999099	-	-	3,500,000.00	3,500,000.00	-	3,500,000.00	-	-	3,500,000.00
Capital Outlay				40,570,000.00	40,570,000.00		40,570,000.00			40,570,000.00
Buildings	5060404001	-	-	40,570,000.00	40,570,000.00	-	40,570,000.00	-	-	40,570,000.00
V. Provision of Quarantine Services and International Health Surveillance				148,745,000.00	148,745,000.00		148,745,000.00			148,745,000.00
Maintenance and Other Operating Expenses				118,782,000.00	118,782,000.00		118,782,000.00			118,782,000.00
Traveling Expenses-Local	5020101000	-	-	1,500,000.00	1,500,000.00	-	1,500,000.00	-	-	1,500,000.00
Traveling Expenses-Foreign	5020102000	-	-	350,000.00	350,000.00	-	350,000.00	-	-	350,000.00
ICT Training Expenses	5020201001	-	-	-	-	-	-	-	-	-
Training Expenses	5020201002	-	-	1,701,000.00	1,701,000.00	-	1,701,000.00	-	-	1,701,000.00
Scholarship Grants/Expenses	5020202000	-	-	-	-	-	-	-	-	-
Office Supplies Expenses	5020301000	-	-	-	-	-	-	-	-	-
ICT Office Supplies Expenses	5020301001	-	-	-	-	-	-	-	-	-
Office Supplies Expenses	5020301002	-	-	1,500,000.00	1,500,000.00	-	1,500,000.00	-	-	1,500,000.00
Accountable Forms Expenses	5020302000	-	-	500,000.00	500,000.00	-	500,000.00	-	-	500,000.00
Non-Accountable Forms Expenses	5020303000	-	-	-	-	-	-	-	-	-
Animal/Zoological Supplies Expenses	5020304000	-	-	-	-	-	-	-	-	-
Food Supplies Expenses	5020305000	-	-	-	-	-	-	-	-	-
Welfare Goods Expenses	5020306000	-	-	-	-	-	-	-	-	-
Drugs and Medicines Expenses	5020307000	-	-	3,500,000.00	3,500,000.00	-	3,500,000.00	-	-	3,500,000.00
Medical, Dental and Laboratory Supplies Expenses	5020308000	-	-	500,000.00	500,000.00	-	500,000.00	-	-	500,000.00
Fuel, Oil and Lubricants Expenses	5020309000	-	-	1,900,000.00	1,900,000.00	-	1,900,000.00	-	-	1,900,000.00
Agricultural and Marine Supplies Expenses	5020310000	-	-	-	-	-	-	-	-	-
Textbooks and Instructional Materials Expenses	5020311001	-	-	-	-	-	-	-	-	-
Chemical and Filtering Supplies Expenses	5020313000	-	-	-	-	-	-	-	-	-
Semi-Expendable Machinery	5020321001	-	-	10,000.00	10,000.00	-	10,000.00	-	-	10,000.00
Semi-Expendable-Office Equipment	5020321002	-	-	25,000.00	25,000.00	-	25,000.00	-	-	25,000.00
Semi-Expendable-Information and Communications Technology Equipment	5020321003	-	-	150,000.00	150,000.00	-	150,000.00	-	-	150,000.00
Semi-Expendable-Agricultural and Forestry Equipment	5020321004	-	-	-	-	-	-	-	-	-
Semi-Expendable-Marine and Fishery Equipment	5020321005	-	-	-	-	-	-	-	-	-
Semi-Expendable-Airport Equipment	5020321006	-	-	-	-	-	-	-	-	-
Semi-Expendable-Communications Equipment	5020321007	-	-	200,000.00	200,000.00	-	200,000.00	-	-	200,000.00
Semi-Expendable-Disaster Response and Rescue Equipment	5020321008	-	-	20,000.00	20,000.00	-	20,000.00	-	-	20,000.00
Semi-Expendable-Military, Police and Security Equipment	5020321009	-	-	-	-	-	-	-	-	-
Semi-Expendable-Medical Equipment	5020321010	-	-	175,000.00	175,000.00	-	175,000.00	-	-	175,000.00
Semi-Expendable-Printing Equipment	5020321011	-	-	-	-	-	-	-	-	-
Semi-Expendable-Sports Equipment	5020321012	-	-	-	-	-	-	-	-	-
Semi-Expendable-Technical and Scientific Equipment	5020321013	-	-	-	-	-	-	-	-	-
Semi-Expendable-Other Equipment	5020321099	-	-	22,000.00	22,000.00	-	22,000.00	-	-	22,000.00
Semi-Expendable-Semi-Expendable Furniture, Fixtures and Books Expenses	5020322000	-	-	-	-	-	-	-	-	-

PARTICULARS	UACS CODE	APPROPRIATION				ALLOTMENTS				
		Authorized Appropriation	Outside Dept.	Within Dept.	Adjusted Appropriations	Allotments Received	Additional SARO (Augmentation/Withdrawal) / (Realignment/ Prior Years Adjustment)	(Transfer to)	Transfer from	Adjusted Total Allotments
						TOTAL			TOTAL	
Semi-Expendable-Furniture and Fixtures	5020322001	-	-	400,000.00	400,000.00	-	400,000.00	-	-	400,000.00
Semi-Expendable-Books	5020322002	-	-	-	-	-	-	-	-	-
Other Supplies and Materials Expenses	5020399000	-	-	1,759,000.00	1,759,000.00	-	1,759,000.00	-	-	1,759,000.00
Water Expenses	5020401000	-	-	2,044,000.00	2,044,000.00	-	2,044,000.00	-	-	2,044,000.00
Electricity Expenses	5020402000	-	-	4,500,000.00	4,500,000.00	-	4,500,000.00	-	-	4,500,000.00
Gas/Heating Expenses	5020403000	-	-	-	-	-	-	-	-	-
Postage and Courier Expenses	5020501000	-	-	90,000.00	90,000.00	-	90,000.00	-	-	90,000.00
Mobile	5020502001	-	-	1,500,000.00	1,500,000.00	-	1,500,000.00	-	-	1,500,000.00
Landline	5020502002	-	-	500,000.00	500,000.00	-	500,000.00	-	-	500,000.00
Internet Subscription Expenses	5020503000	-	-	2,200,000.00	2,200,000.00	-	2,200,000.00	-	-	2,200,000.00
Cable, Satellite, Telegraph and Radio Expenses	5020504000	-	-	64,000.00	64,000.00	-	64,000.00	-	-	64,000.00
Awards/Rewards Expenses	5020601001	-	-	-	-	-	-	-	-	-
Rewards and Incentives	5020601002	-	-	-	-	-	-	-	-	-
Prizes	5020602000	-	-	-	-	-	-	-	-	-
ICT Survey Expenses	5020701001	-	-	-	-	-	-	-	-	-
Survey Expenses	5020701002	-	-	-	-	-	-	-	-	-
ICT Research, Exploration and Development Expenses	5020702001	-	-	-	-	-	-	-	-	-
Research, Exploration and Development Expenses	5020702002	-	-	-	-	-	-	-	-	-
Confidential Expenses	5021001000	-	-	-	-	-	-	-	-	-
Intelligence Expenses	5021002000	-	-	-	-	-	-	-	-	-
Extraordinary and Miscellaneous Expenses	5021003000	-	-	118,000.00	118,000.00	-	118,000.00	-	-	118,000.00
Legal Services	5021101000	-	-	-	-	-	-	-	-	-
Auditing Services	5021102000	-	-	-	-	-	-	-	-	-
ICT Consultancy Services	5021103001	-	-	-	-	-	-	-	-	-
Consultancy Services	5021103002	-	-	-	-	-	-	-	-	-
Other Professional Services	5021199000	-	-	64,331,000.00	64,331,000.00	-	64,331,000.00	-	-	64,331,000.00
Environment/Sanitary Services	5021201000	-	-	-	-	-	-	-	-	-
Janitorial Services	5021202000	-	-	2,000,000.00	2,000,000.00	-	2,000,000.00	-	-	2,000,000.00
Security Services	5021203000	-	-	3,500,000.00	3,500,000.00	-	3,500,000.00	-	-	3,500,000.00
Other General Services	5021299000	-	-	281,000.00	281,000.00	-	281,000.00	-	-	281,000.00
Repairs and Maintenance-Investment Property	5021301000	-	-	-	-	-	-	-	-	-
Repairs and Maintenance-Land Improvements	5021302000	-	-	-	-	-	-	-	-	-
Other Land Improvements	5021302099	-	-	-	-	-	-	-	-	-
Repairs and Maintenance-Road Networks	5021303001	-	-	-	-	-	-	-	-	-
Repairs and Maintenance-Flood Control Systems	5021303002	-	-	-	-	-	-	-	-	-
Repairs and Maintenance-Sewer Systems	5021303003	-	-	-	-	-	-	-	-	-
Repairs and Maintenance-Water Supply Systems	5021303004	-	-	-	-	-	-	-	-	-
Repairs and Maintenance-Power Supply Systems	5021303005	-	-	-	-	-	-	-	-	-
Repairs and Maintenance-Communications Networks	5021303006	-	-	-	-	-	-	-	-	-
Repairs and Maintenance-Parks, Plazas and Monuments	5021303009	-	-	-	-	-	-	-	-	-
Repairs and Maintenance-Railway Systems	5021303010	-	-	-	-	-	-	-	-	-
Repairs and Maintenance-Other Infrastructure Assets	5021303099	-	-	-	-	-	-	-	-	-
Repairs and Maintenance-Buildings	5021304001	-	-	390,000.00	390,000.00	-	390,000.00	-	-	390,000.00
Repairs and Maintenance-School Buildings	5021304002	-	-	-	-	-	-	-	-	-
Repairs and Maintenance-Hospitals and Health Centers	5021304003	-	-	-	-	-	-	-	-	-
Repairs and Maintenance-Hostels and Dormitories	5021304006	-	-	-	-	-	-	-	-	-
Repairs and Maintenance-Other Structures	5021304099	-	-	-	-	-	-	-	-	-
Repairs and Maintenance-Machinery	5021305001	-	-	150,000.00	150,000.00	-	150,000.00	-	-	150,000.00
Repairs and Maintenance-Office Equipment	5021305002	-	-	300,000.00	300,000.00	-	300,000.00	-	-	300,000.00
Repairs and Maintenance-ICT Equipment	5021305003	-	-	250,000.00	250,000.00	-	250,000.00	-	-	250,000.00
Repairs and Maintenance-Agricultural and Forestry Equipment	5021305004	-	-	-	-	-	-	-	-	-
Repairs and Maintenance-Marine and Fishery Equipment	5021305005	-	-	-	-	-	-	-	-	-
Repairs and Maintenance-Communications Equipment	5021305007	-	-	32,000.00	32,000.00	-	32,000.00	-	-	32,000.00
Repairs and Maintenance-Construction and Heavy Equipment	5021305008	-	-	-	-	-	-	-	-	-
Repairs and Maintenance-Disaster Response and Rescue Equipment	5021305009	-	-	-	-	-	-	-	-	-
Repairs and Maintenance-Military, Police and Security Equipment	5021305010	-	-	-	-	-	-	-	-	-
Repairs and Maintenance-Medical Equipment	5021305011	-	-	175,000.00	175,000.00	-	175,000.00	-	-	175,000.00
Repairs and Maintenance-Printing Equipment	5021305012	-	-	-	-	-	-	-	-	-
Repairs and Maintenance-Sports Equipment	5021305013	-	-	-	-	-	-	-	-	-
Repairs and Maintenance-Technical and Scientific Equipment	5021305014	-	-	-	-	-	-	-	-	-
Repairs and Maintenance-Other Equipment	5021305099	-	-	-	-	-	-	-	-	-
Repairs and Maintenance-Motor Vehicles	5021306001	-	-	700,000.00	700,000.00	-	700,000.00	-	-	700,000.00
Repairs and Maintenance-Trains	5021306002	-	-	-	-	-	-	-	-	-
Repairs and Maintenance-Aircrafts and Aircrafts Ground Equipment	5021306003	-	-	-	-	-	-	-	-	-
Repairs and Maintenance-Watercrafts	5021306004	-	-	450,000.00	450,000.00	-	450,000.00	-	-	450,000.00
Repairs and Maintenance-Other Transportation Equipment	5021306099	-	-	-	-	-	-	-	-	-
Repairs and Maintenance-Repairs and Maintenance-Furniture and Fixtures	5021307000	-	-	150,000.00	150,000.00	-	150,000.00	-	-	150,000.00

PARTICULARS	UACS CODE	APPROPRIATION				ALLOTMENTS				
		Authorized Appropriation	Outside Dept.	Within Dept.	Adjusted Appropriations	Allotments Received	Additional SARO (Augmentation/Withdrawal) / (Realignment/ Prior Years Adjustment)	(Transfer to)	Transfer from	Adjusted Total Allotments
						TOTAL			TOTAL	
Repairs and Maintenance-Buildings and Other Structures	5021308001	-	-	-	-	-	-	-	-	-
Repairs and Maintenance-Machinery and Equipment	5021308002	-	-	-	-	-	-	-	-	-
Repairs and Maintenance-Transportation Equipment	5021308003	-	-	-	-	-	-	-	-	-
Repairs and Maintenance-ICT Machinery and Equipment	5021308004	-	-	-	-	-	-	-	-	-
Repairs and Maintenance-Other Leased Assets	5021308099	-	-	-	-	-	-	-	-	-
Repairs and Maintenance-Land	5021309001	-	-	-	-	-	-	-	-	-
Repairs and Maintenance-Buildings	5021309002	-	-	-	-	-	-	-	-	-
Repairs and Maintenance-Other Leased Assets Improvements	5021309099	-	-	-	-	-	-	-	-	-
RM- Semi-Expendable-Machinery	5021321001	-	-	-	-	-	-	-	-	-
RM- Semi-Expendable-Office Equipment	5021321002	-	-	50,000.00	50,000.00	-	50,000.00	-	-	50,000.00
RM- Semi-Expendable-Information and Communications Technology Equipment	5021321003	-	-	50,000.00	50,000.00	-	50,000.00	-	-	50,000.00
RM- Semi-Expendable-Agricultural and Forestry Equipment	5021321004	-	-	-	-	-	-	-	-	-
RM- Semi-Expendable-Marine and Fishery Equipment	5021321005	-	-	-	-	-	-	-	-	-
RM- Semi-Expendable-Communications Equipment	5021321007	-	-	-	-	-	-	-	-	-
RM- Semi-Expendable-Disaster Response and Rescue Equipment	5021321008	-	-	-	-	-	-	-	-	-
RM- Semi-Expendable-Military, Police and Security Equipment	5021321009	-	-	-	-	-	-	-	-	-
RM- Semi-Expendable-Medical Equipment	5021321010	-	-	50,000.00	50,000.00	-	50,000.00	-	-	50,000.00
RM- Semi-Expendable-Printing Equipment	5021321011	-	-	-	-	-	-	-	-	-
RM- Semi-Expendable-Sports Equipment	5021321012	-	-	-	-	-	-	-	-	-
RM- Semi-Expendable-Technical and Scientific Equipment	5021321013	-	-	-	-	-	-	-	-	-
RM- Semi-Expendable-Other Equipment	5021321099	-	-	10,000.00	10,000.00	-	10,000.00	-	-	10,000.00
RM- Semi-Expendable-Furniture and Fixture	5021322001	-	-	50,000.00	50,000.00	-	50,000.00	-	-	50,000.00
RM- Semi-Expendable-Books	5021322002	-	-	-	-	-	-	-	-	-
Repairs and Maintenance-Other Property, Plant and Equipment	5021399099	-	-	-	-	-	-	-	-	-
Subsidy to National Government Agencies	5021401000	-	-	-	-	-	-	-	-	-
Financial Assistance to National Government Agencies	5021402000	-	-	-	-	-	-	-	-	-
Financial Assistance to Local Government Units	5021403000	-	-	-	-	-	-	-	-	-
Subsidy Support to Operations of GOCCs	5021404001	-	-	-	-	-	-	-	-	-
Financial Assistance to Non-Government Organizations/POs	5021405000	-	-	-	-	-	-	-	-	-
Internal Revenue Allotment	5021406000	-	-	-	-	-	-	-	-	-
Subsidy to Regional Offices/Staff Bureaus	5021407000	-	-	-	-	-	-	-	-	-
Subsidy to Operating Units	5021408000	-	-	-	-	-	-	-	-	-
Subsidy to Other Funds	5021409000	-	-	-	-	-	-	-	-	-
Subsidies-Others	5021499000	-	-	-	-	-	-	-	-	-
Taxes, Duties and Licenses	5021501001	-	-	500,000.00	500,000.00	-	500,000.00	-	-	500,000.00
Tax Refund	5021501002	-	-	-	-	-	-	-	-	-
Fidelity Bond Premiums	5021502000	-	-	451,000.00	451,000.00	-	451,000.00	-	-	451,000.00
Insurance Expenses	5021503000	-	-	3,500,000.00	3,500,000.00	-	3,500,000.00	-	-	3,500,000.00
Labor and Wages	5021601000	-	-	-	-	-	-	-	-	-
Advertising, Promotional and Marketing Expenses	5029901000	-	-	-	-	-	-	-	-	-
Printing and Publication Expenses	5029902000	-	-	5,595,000.00	5,595,000.00	-	5,595,000.00	-	-	5,595,000.00
Representation Expenses	5029903000	-	-	-	-	-	-	-	-	-
Transportation and Delivery Expenses	5029904000	-	-	313,000.00	313,000.00	-	313,000.00	-	-	313,000.00
Rents-Buildings and Structures	5029905001	-	-	2,501,000.00	2,501,000.00	-	2,501,000.00	-	-	2,501,000.00
Rents-Land	5029905002	-	-	-	-	-	-	-	-	-
Rents-Motor Vehicles	5029905003	-	-	5,524,000.00	5,524,000.00	-	5,524,000.00	-	-	5,524,000.00
Rents-Equipment	5029905004	-	-	-	-	-	-	-	-	-
Rents-Living Quarters	5029905005	-	-	-	-	-	-	-	-	-
Operating Lease	5029905006	-	-	-	-	-	-	-	-	-
Financial Lease	5029905007	-	-	-	-	-	-	-	-	-
Rents-ICT Machinery and Equipment	5029905008	-	-	-	-	-	-	-	-	-
Membership Dues and Contributions to Organizations	5029906000	-	-	-	-	-	-	-	-	-
Subscription Expenses - ICT Software Subscription	5029907001	-	-	-	-	-	-	-	-	-
Subscription Expenses - Data Center Service	5029907002	-	-	-	-	-	-	-	-	-
Subscription Expenses - Cloud Computing Service	5029907003	-	-	-	-	-	-	-	-	-
Subscription Expenses - Library and Other Reading Materials Subscription Expenses	5029907004	-	-	-	-	-	-	-	-	-
Subscription Expenses - Other Subscription Expenses	5029907099	-	-	62,000.00	62,000.00	-	62,000.00	-	-	62,000.00
Donations	5029908000	-	-	-	-	-	-	-	-	-
Litigation/Acquired Assets Expenses	5029909000	-	-	-	-	-	-	-	-	-
Loss on Guaranty	5029910000	-	-	-	-	-	-	-	-	-
Legal Defense Expense	5029921000	-	-	-	-	-	-	-	-	-
Bank Transaction Fee	5029922000	-	-	-	-	-	-	-	-	-
Website Maintenance	5029999001	-	-	-	-	-	-	-	-	-
Other Maintenance and Operating Expenses	5029999099	-	-	2,189,000.00	2,189,000.00	-	2,189,000.00	-	-	2,189,000.00
Capital Outlay		-	-	29,963,000.00	29,963,000.00	-	29,963,000.00	-	-	29,963,000.00
Office Equipment	5060405002	-	-	8,697,000.00	8,697,000.00	-	8,697,000.00	-	-	8,697,000.00

PARTICULARS	UACS CODE	APPROPRIATION				ALLOTMENTS				
		Authorized Appropriation	Outside Dept.	Within Dept.	Adjusted Appropriations	Allotments Received	Additional SARO (Augmentation/Withdrawal) / (Realignment/ Prior Years Adjustment)	(Transfer to)	Transfer from	Adjusted Total Allotments
						TOTAL			TOTAL	
Information and Communications Technology Equipment	5060405003	-	-	8,211,979.00	8,211,979.00	-	8,211,979.00	-	-	8,211,979.00
Agricultural and Forestry Equipment	5060405004	-	-	-	-	-	-	-	-	-
Marine and Fishery Equipment	5060405005	-	-	-	-	-	-	-	-	-
Airport Equipment	5060405006	-	-	-	-	-	-	-	-	-
Communications Equipment	5060405007	-	-	-	-	-	-	-	-	-
Construction and Heavy Equipment	5060405008	-	-	-	-	-	-	-	-	-
Disaster Response and Rescue Equipment	5060405009	-	-	-	-	-	-	-	-	-
Medical Equipment	5060405011	-	-	-	-	-	-	-	-	-
Printing Equipment	5060405012	-	-	700,000.00	700,000.00	-	700,000.00	-	-	700,000.00
Sports Equipment	5060405013	-	-	-	-	-	-	-	-	-
Technical and Scientific Equipment	5060405014	-	-	-	-	-	-	-	-	-
ICT Software	5060405015	-	-	-	-	-	-	-	-	-
Other Machinery and Equipment	5060405099	-	-	500,000.00	500,000.00	-	500,000.00	-	-	500,000.00
Motor Vehicles	5060406001	-	-	8,700,000.00	8,700,000.00	-	8,700,000.00	-	-	8,700,000.00
Trains	5060406002	-	-	-	-	-	-	-	-	-
Aircrafts and Aircrafts Ground Equipment	5060406003	-	-	-	-	-	-	-	-	-
Watercrafts	5060406004	-	-	-	-	-	-	-	-	-
Other Transportation Equipment	5060406099	-	-	-	-	-	-	-	-	-
Furniture and Fixtures	5060407001	-	-	3,154,021.00	3,154,021.00	-	3,154,021.00	-	-	3,154,021.00
VI Asian Development Bank - Marawi		-	-	9,140,794.00	9,140,794.00	-	9,140,794.00	-	9,140,794.00	9,140,794.00
Maintenance and Other Operating Expenses		-	-	2,764,188.00	2,764,188.00	-	2,764,188.00	-	2,764,188.00	2,764,188.00
Traveling Expenses-Local	5020101000	-	-	-	-	-	-	-	-	-
Traveling Expenses-Foreign	5020102000	-	-	-	-	-	-	-	-	-
ICT Training Expenses	5020201001	-	-	-	-	-	-	-	-	-
Training Expenses	5020201002	-	-	-	-	-	-	-	-	-
Scholarship Grants/Expenses	5020202000	-	-	-	-	-	-	-	-	-
Office Supplies Expenses	5020301000	-	-	-	-	-	-	-	-	-
ICT Office Supplies Expenses	5020301001	-	-	-	-	-	-	-	-	-
Office Supplies Expenses	5020301002	-	-	-	-	-	-	-	-	-
Accountable Forms Expenses	5020302000	-	-	-	-	-	-	-	-	-
Non-Accountable Forms Expenses	5020303000	-	-	-	-	-	-	-	-	-
Animal/Zoological Supplies Expenses	5020304000	-	-	-	-	-	-	-	-	-
Food Supplies Expenses	5020305000	-	-	-	-	-	-	-	-	-
Welfare Goods Expenses	5020306000	-	-	-	-	-	-	-	-	-
Drugs and Medicines Expenses	5020307000	-	-	-	-	-	-	-	-	-
Medical, Dental and Laboratory Supplies Expenses	5020308000	-	-	-	-	-	-	-	-	-
Fuel, Oil and Lubricants Expenses	5020309000	-	-	-	-	-	-	-	-	-
Agricultural and Marine Supplies Expenses	5020310000	-	-	-	-	-	-	-	-	-
Textbooks and Instructional Materials Expenses	5020311001	-	-	-	-	-	-	-	-	-
Chemical and Filtering Supplies Expenses	5020313000	-	-	-	-	-	-	-	-	-
Semi-Expendable Machinery	5020321001	-	-	-	-	-	-	-	-	-
Semi-Expendable-Office Equipment	5020321002	-	-	-	-	-	-	-	-	-
Semi-Expendable-Information and Communications Technology Equipment	5020321003	-	-	-	-	-	-	-	-	-
Semi-Expendable-Agricultural and Forestry Equipment	5020321004	-	-	-	-	-	-	-	-	-
Semi-Expendable-Marine and Fishery Equipment	5020321005	-	-	-	-	-	-	-	-	-
Semi-Expendable-Airport Equipment	5020321006	-	-	-	-	-	-	-	-	-
Semi-Expendable-Communications Equipment	5020321007	-	-	-	-	-	-	-	-	-
Semi-Expendable-Disaster Response and Rescue Equipment	5020321008	-	-	-	-	-	-	-	-	-
Semi-Expendable-Military, Police and Security Equipment	5020321009	-	-	-	-	-	-	-	-	-
Semi-Expendable-Medical Equipment	5020321010	-	-	-	-	-	-	-	-	-
Semi-Expendable-Printing Equipment	5020321011	-	-	-	-	-	-	-	-	-
Semi-Expendable-Sports Equipment	5020321012	-	-	-	-	-	-	-	-	-
Semi-Expendable-Technical and Scientific Equipment	5020321013	-	-	-	-	-	-	-	-	-
Semi-Expendable-Other Equipment	5020321099	-	-	-	-	-	-	-	-	-
Semi-Expendable-Semi-Expendable Furniture, Fixtures and Books Expenses	5020322000	-	-	-	-	-	-	-	-	-
Semi-Expendable-Furniture and Fixtures	5020322001	-	-	-	-	-	-	-	-	-
Semi-Expendable-Books	5020322002	-	-	-	-	-	-	-	-	-
Other Supplies and Materials Expenses	5020399000	-	-	-	-	-	-	-	-	-
Water Expenses	5020401000	-	-	-	-	-	-	-	-	-
Electricity Expenses	5020402000	-	-	-	-	-	-	-	-	-
Gas/Heating Expenses	5020403000	-	-	-	-	-	-	-	-	-
Postage and Courier Expenses	5020501000	-	-	-	-	-	-	-	-	-
Mobile	5020502001	-	-	-	-	-	-	-	-	-
Landline	5020502002	-	-	-	-	-	-	-	-	-
Internet Subscription Expenses	5020503000	-	-	-	-	-	-	-	-	-
Cable, Satellite, Telegraph and Radio Expenses	5020504000	-	-	-	-	-	-	-	-	-

PARTICULARS	UACS CODE	APPROPRIATION				ALLOTMENTS				
		Authorized Appropriation	Outside Dept.	Within Dept.	Adjusted Appropriations	Allotments Received	Additional SARO (Augmentation/Withdrawal) / (Realignment/ Prior Years Adjustment)	(Transfer to)	Transfer from	Adjusted Total Allotments
						TOTAL			TOTAL	
Awards/Rewards Expenses	5020601001	-	-	-	-	-	-	-	-	-
Rewards and Incentives	5020601002	-	-	-	-	-	-	-	-	-
Prizes	5020602000	-	-	-	-	-	-	-	-	-
ICT Survey Expenses	5020701001	-	-	-	-	-	-	-	-	-
Survey Expenses	5020701002	-	-	-	-	-	-	-	-	-
ICT Research, Exploration and Development Expenses	5020702001	-	-	-	-	-	-	-	-	-
Research, Exploration and Development Expenses	5020702002	-	-	-	-	-	-	-	-	-
Confidential Expenses	5021001000	-	-	-	-	-	-	-	-	-
Intelligence Expenses	5021002000	-	-	-	-	-	-	-	-	-
Extraordinary and Miscellaneous Expenses	5021003000	-	-	-	-	-	-	-	-	-
Legal Services	5021101000	-	-	-	-	-	-	-	-	-
Auditing Services	5021102000	-	-	-	-	-	-	-	-	-
ICT Consultancy Services	5021103001	-	-	-	-	-	-	-	-	-
Consultancy Services	5021103002	-	-	-	-	-	-	-	-	-
Other Professional Services	5021199000	-	-	-	-	-	-	-	-	-
Environment/Sanitary Services	5021201000	-	-	-	-	-	-	-	-	-
Janitorial Services	5021202000	-	-	-	-	-	-	-	-	-
Security Services	5021203000	-	-	-	-	-	-	-	-	-
Other General Services	5021299000	-	-	-	-	-	-	-	-	-
Repairs and Maintenance-Investment Property	5021301000	-	-	-	-	-	-	-	-	-
Repairs and Maintenance-Land Improvements	5021302000	-	-	-	-	-	-	-	-	-
Other Land Improvements	5021302099	-	-	-	-	-	-	-	-	-
Repairs and Maintenance-Road Networks	5021303001	-	-	-	-	-	-	-	-	-
Repairs and Maintenance-Flood Control Systems	5021303002	-	-	-	-	-	-	-	-	-
Repairs and Maintenance-Sewer Systems	5021303003	-	-	-	-	-	-	-	-	-
Repairs and Maintenance-Water Supply Systems	5021303004	-	-	-	-	-	-	-	-	-
Repairs and Maintenance-Power Supply Systems	5021303005	-	-	-	-	-	-	-	-	-
Repairs and Maintenance-Communications Networks	5021303006	-	-	-	-	-	-	-	-	-
Repairs and Maintenance-Parks, Plazas and Monuments	5021303009	-	-	-	-	-	-	-	-	-
Repairs and Maintenance-Railway Systems	5021303010	-	-	-	-	-	-	-	-	-
Repairs and Maintenance-Other Infrastructure Assets	5021303099	-	-	-	-	-	-	-	-	-
Repairs and Maintenance-Buildings	5021304001	-	-	-	-	-	-	-	-	-
Repairs and Maintenance-School Buildings	5021304002	-	-	-	-	-	-	-	-	-
Repairs and Maintenance-Hospitals and Health Centers	5021304003	-	-	-	-	-	-	-	-	-
Repairs and Maintenance-Hostels and Dormitories	5021304006	-	-	-	-	-	-	-	-	-
Repairs and Maintenance-Other Structures	5021304099	-	-	-	-	-	-	-	-	-
Repairs and Maintenance-Machinery	5021305001	-	-	-	-	-	-	-	-	-
Repairs and Maintenance-Office Equipment	5021305002	-	-	-	-	-	-	-	-	-
Repairs and Maintenance-ICT Equipment	5021305003	-	-	-	-	-	-	-	-	-
Repairs and Maintenance-Agricultural and Forestry Equipment	5021305004	-	-	-	-	-	-	-	-	-
Repairs and Maintenance-Marine and Fishery Equipment	5021305005	-	-	-	-	-	-	-	-	-
Repairs and Maintenance-Communications Equipment	5021305007	-	-	-	-	-	-	-	-	-
Repairs and Maintenance-Construction and Heavy Equipment	5021305008	-	-	-	-	-	-	-	-	-
Repairs and Maintenance-Disaster Response and Rescue Equipment	5021305009	-	-	-	-	-	-	-	-	-
Repairs and Maintenance-Military, Police and Security Equipment	5021305010	-	-	-	-	-	-	-	-	-
Repairs and Maintenance-Medical Equipment	5021305011	-	-	-	-	-	-	-	-	-
Repairs and Maintenance-Printing Equipment	5021305012	-	-	-	-	-	-	-	-	-
Repairs and Maintenance-Sports Equipment	5021305013	-	-	-	-	-	-	-	-	-
Repairs and Maintenance-Technical and Scientific Equipment	5021305014	-	-	-	-	-	-	-	-	-
Repairs and Maintenance-Other Equipment	5021305099	-	-	-	-	-	-	-	-	-
Repairs and Maintenance-Motor Vehicles	5021306001	-	-	-	-	-	-	-	-	-
Repairs and Maintenance-Trains	5021306002	-	-	-	-	-	-	-	-	-
Repairs and Maintenance-Aircrafts and Aircrafts Ground Equipment	5021306003	-	-	-	-	-	-	-	-	-
Repairs and Maintenance-Watercrafts	5021306004	-	-	-	-	-	-	-	-	-
Repairs and Maintenance-Other Transportation Equipment	5021306099	-	-	-	-	-	-	-	-	-
Repairs and Maintenance-Repairs and Maintenance-Furniture and Fixtures	5021307000	-	-	-	-	-	-	-	-	-
Repairs and Maintenance-Buildings and Other Structures	5021308001	-	-	-	-	-	-	-	-	-
Repairs and Maintenance-Machinery and Equipment	5021308002	-	-	-	-	-	-	-	-	-
Repairs and Maintenance-Transportation Equipment	5021308003	-	-	-	-	-	-	-	-	-
Repairs and Maintenance-ICT Machinery and Equipment	5021308004	-	-	-	-	-	-	-	-	-
Repairs and Maintenance-Other Leased Assets	5021308099	-	-	-	-	-	-	-	-	-
Repairs and Maintenance-Land	5021309001	-	-	-	-	-	-	-	-	-
Repairs and Maintenance-Buildings	5021309002	-	-	-	-	-	-	-	-	-
Repairs and Maintenance-Other Leased Assets Improvements	5021309099	-	-	-	-	-	-	-	-	-
RM- Semi-Expendable-Machinery	5021321001	-	-	-	-	-	-	-	-	-
RM- Semi-Expendable-Office Equipment	5021321002	-	-	-	-	-	-	-	-	-
RM- Semi-Expendable-Information and Communications Technology Equipment	5021321003	-	-	-	-	-	-	-	-	-

PARTICULARS	UACS CODE	APPROPRIATION				ALLOTMENTS				
		Authorized Appropriation	Outside Dept.	Within Dept.	Adjusted Appropriations	Allotments Received	Additional SARO (Augmentation/Withdrawal) / (Realignment/ Prior Years Adjustment)	(Transfer to)	Transfer from	Adjusted Total Allotments
						TOTAL			TOTAL	
RM- Semi-Expendable-Agricultural and Forestry Equipment	5021321004	-	-	-	-	-	-	-	-	-
RM- Semi-Expendable-Marine and Fishery Equipment	5021321005	-	-	-	-	-	-	-	-	-
RM- Semi-Expendable-Communications Equipment	5021321007	-	-	-	-	-	-	-	-	-
RM- Semi-Expendable-Disaster Response and Rescue Equipment	5021321008	-	-	-	-	-	-	-	-	-
RM- Semi-Expendable-Military, Police and Security Equipment	5021321009	-	-	-	-	-	-	-	-	-
RM- Semi-Expendable-Medical Equipment	5021321010	-	-	-	-	-	-	-	-	-
RM- Semi-Expendable-Printing Equipment	5021321011	-	-	-	-	-	-	-	-	-
RM- Semi-Expendable-Sports Equipment	5021321012	-	-	-	-	-	-	-	-	-
RM- Semi-Expendable-Technical and Scientific Equipment	5021321013	-	-	-	-	-	-	-	-	-
RM- Semi-Expendable-Other Equipment	5021321099	-	-	-	-	-	-	-	-	-
RM- Semi-Expendable-Furniture and Fixture	5021322001	-	-	-	-	-	-	-	-	-
RM- Semi-Expendable-Books	5021322002	-	-	-	-	-	-	-	-	-
Repairs and Maintenance-Other Property, Plant and Equipment	5021399099	-	-	-	-	-	-	-	-	-
Subsidy to National Government Agencies	5021401000	-	-	-	-	-	-	-	-	-
Financial Assistance to National Government Agencies	5021402000	-	-	2,764,188.00	2,764,188.00	-	2,764,188.00	2,764,188.00	2,764,188.00	2,764,188.00
Capital Outlay		-	-	6,376,606.00	6,376,606.00	-	6,376,606.00	6,376,606.00	6,376,606.00	6,376,606.00
Hospitals and Health Centers	5060404003	-	-	6,376,606.00	6,376,606.00	-	6,376,606.00	6,376,606.00	6,376,606.00	6,376,606.00
C. SPECIAL PURPOSE FUND		-	-	959,078,068.00	959,078,068.00	-	959,078,068.00	956,751,730.52	956,751,730.52	959,078,068.00
I. Pension and Graduity Fund		-	-	2,326,334.00	2,326,334.00	-	2,326,334.00	-	-	2,326,334.00
Personnel Services		-	-	2,326,334.00	2,326,334.00	-	2,326,334.00	-	-	2,326,334.00
Basic Salary- Civilian	5010101001	-	-	646,182.00	646,182.00	-	646,182.00	-	-	646,182.00
Pension Benefits- Civilian	5010401001	-	-	-	-	-	-	-	-	-
Retirement and Graduity- Civilian	5010402001	-	-	-	-	-	-	-	-	-
Terminal Leave Benefits- Civilian	5010403001	-	-	1,680,152.00	1,680,152.00	-	1,680,152.00	-	-	1,680,152.00
Other Personnel Benefits	5010499099	-	-	-	-	-	-	-	-	-
II. Miscellaneous Personnel Benefits Fund		-	-	956,751,734.00	956,751,734.00	-	956,751,734.00	956,751,730.52	956,751,730.52	956,751,734.00
Personnel Services		-	-	954,666,734.00	954,666,734.00	-	954,666,734.00	954,666,730.52	954,666,730.52	954,666,734.00
Mid-Year Bonus-Civilian	5010216001	-	-	27,991.29	27,991.29	-	27,991.29	-	-	27,991.29
Collective Negotiation Agreement Incentive-Civilian	5010299011	-	-	-	-	-	-	-	-	-
Productivity Enhancement Incentive-Civilian	5010299012	-	-	-	-	-	-	-	-	-
Performance Based Bonus-Civilian	5010299014	-	-	954,638,742.71	954,638,742.71	-	954,638,742.71	954,666,730.52	954,666,730.52	954,638,742.71
Maintenance and Other Operating Expenses		-	-	2,085,000.00	2,085,000.00	-	2,085,000.00	2,085,000.00	2,085,000.00	2,085,000.00
Legal Services	5021101000	-	-	2,085,000.00	2,085,000.00	-	1,950,000.00	-	135,000.00	2,085,000.00
D. Unprogrammed Funds		-	-	41,443,400,959.00	41,443,400,959.00	-	41,443,400,959.00	-	-	41,443,400,959.00
I. Asian Infrastructure Investment Bank- AIIB Loan (HEAL 2 - AF) (AIIB Loan No. L0555A)		-	-	12,750,000,000.00	12,750,000,000.00	-	12,750,000,000.00	-	-	12,750,000,000.00
Maintenance and Other Operating Expenses		-	-	12,750,000,000.00	12,750,000,000.00	-	12,750,000,000.00	-	-	12,750,000,000.00
Drugs and Medicines Expenses	5020307000	-	-	12,750,000,000.00	12,750,000,000.00	-	12,750,000,000.00	-	-	12,750,000,000.00
II. ADB- Health System Enhancement to Address and Limit (HEAL 2 - AF) (ADB Loan No. 416)		-	-	12,750,000,000.00	12,750,000,000.00	-	12,750,000,000.00	-	-	12,750,000,000.00
Maintenance and Other Operating Expenses		-	-	12,750,000,000.00	12,750,000,000.00	-	12,750,000,000.00	-	-	12,750,000,000.00
Drugs and Medicines Expenses	5020307000	-	-	12,750,000,000.00	12,750,000,000.00	-	12,750,000,000.00	-	-	12,750,000,000.00
III. WB - Philippine COVID-19 Emergency Response Project (PCERP 2 - AF) (WB Loan No. 93)		-	-	15,300,000,000.00	15,300,000,000.00	-	15,300,000,000.00	-	-	15,300,000,000.00
Maintenance and Other Operating Expenses		-	-	15,300,000,000.00	15,300,000,000.00	-	15,300,000,000.00	-	-	15,300,000,000.00
Drugs and Medicines Expenses	5020307000	-	-	15,300,000,000.00	15,300,000,000.00	-	15,300,000,000.00	-	-	15,300,000,000.00
IV. ADB- Health System Enhancement to Address and Limit (HEAL 1) (ADB Loan No. 3961-PH)		-	-	643,400,959.00	643,400,959.00	-	643,400,959.00	-	-	643,400,959.00
Maintenance and Other Operating Expenses		-	-	643,400,959.00	643,400,959.00	-	643,400,959.00	-	-	643,400,959.00
Capital Outlay		-	-	643,400,959.00	643,400,959.00	-	643,400,959.00	-	-	643,400,959.00
Hospitals and Health Centers	5060404003	-	-	643,400,959.00	643,400,959.00	-	643,400,959.00	-	-	643,400,959.00
TOTAL CURRENT		187,106,856,000.00	-	44,452,627,476.00	231,559,483,476.00	183,775,570,000.00	44,452,627,476.00	67,525,467,148.97	67,525,467,148.97	228,228,197,476.00

PARTICULARS	UACS CODE	APPROPRIATION				ALLOTMENTS					
		Authorized Appropriation	Outside Dept.	Within Dept.	Adjusted Appropriations	Allotments Received	Additional SARO (Augmentation/Withdrawal) / (Realignment/ Prior Years Adjustment)	(Transfer to)	Transfer from	Adjusted Total Allotments	
						TOTAL					TOTAL
CONAP											
A. Agency Specific Budget		8,041,336,911.14	-	150,606,288.73	8,191,943,199.87	8,041,336,911.14	150,606,288.73	-	2,616,958,462.65	2,616,958,462.65	8,191,943,199.87
Maintenance and Other Operating Expenses		6,416,377,005.43	-	130,309,820.26	6,546,686,825.69	6,416,377,005.43	130,309,820.26	-	2,616,958,462.65	2,616,958,462.65	6,546,686,825.69
Traveling Expenses-Local	5020101000	53,697,410.90	-	9,954,595.70	43,742,815.20	53,697,410.90	12,481,516.99	-	6,841,414.43	4,314,493.14	43,742,815.20
Traveling Expenses-Foreign	5020102000	326,202.65	-	300,165.64	626,368.29	326,202.65	300,165.64	-	-	-	626,368.29
ICT Training Expenses	5020201001	-	-	-	-	-	-	-	-	-	-
Training Expenses	5020201002	65,814,063.65	-	9,883,148.46	75,697,212.11	65,814,063.65	4,219,714.99	-	6,356,548.35	693,114.88	75,697,212.11
Scholarship Grants/Expenses	5020202000	23,810,174.57	-	10,848,312.11	12,961,862.46	23,810,174.57	12,247,441.61	-	13,119,228.45	11,720,098.95	12,961,862.46
Office Supplies Expenses	5020301000	2,060,268.59	-	2,004,134.65	4,064,403.24	2,060,268.59	2,004,134.65	-	-	-	4,064,403.24
ICT Office Supplies Expenses	5020301001	-	-	887,924.57	887,924.57	-	-	-	-	-	887,924.57
Office Supplies Expenses	5020301002	8,917,254.87	-	3,175,034.13	5,742,220.74	8,917,254.87	3,249,911.45	-	20,000.00	54,877.32	5,742,220.74
Accountable Forms Expenses	5020302000	24,400.00	-	93,356.12	117,756.12	24,400.00	93,356.12	-	-	-	117,756.12
Non-Accountable Forms Expenses	5020303000	-	-	23,321.50	23,321.50	-	23,321.50	-	-	-	23,321.50
Animal/Zoological Supplies Expenses	5020304000	-	-	61,250.00	61,250.00	-	61,250.00	-	-	-	61,250.00
Food Supplies Expenses	5020305000	7,405,939.88	-	256,229.79	7,662,169.67	7,405,939.88	256,229.79	-	20,000.00	20,000.00	7,662,169.67
Welfare Goods Expenses	5020306000	-	-	-	-	-	-	-	-	-	-
Drugs and Medicines Expenses	5020307000	553,497,019.75	-	104,450,310.93	449,046,708.82	553,497,019.75	146,798,640.34	-	1,333,000.00	41,015,329.41	449,046,708.82
Medical, Dental and Laboratory Supplies Expenses	5020308000	331,801,387.35	-	241,690,919.38	573,492,306.73	331,801,387.35	162,020,213.96	-	9,399,564.20	70,271,141.22	573,492,306.73
Fuel, Oil and Lubricants Expenses	5020309000	4,876,065.07	-	578,854.72	4,297,210.35	4,876,065.07	578,854.72	-	-	-	4,297,210.35
Agricultural and Marine Supplies Expenses	5020310000	-	-	-	-	-	-	-	-	-	-
Textbooks and Instructional Materials Expenses	5020311001	70,000.00	-	30,000.00	100,000.00	70,000.00	30,000.00	-	70,000.00	70,000.00	100,000.00
Chemical and Filtering Supplies Expenses	5020313000	-	-	-	-	-	-	-	-	-	-
Semi-Expendable Machinery	5020321001	2,708.00	-	5,420.00	8,128.00	2,708.00	5,420.00	-	-	-	8,128.00
Semi-Expendable-Office Equipment	5020321002	286,809.53	-	343,465.16	630,274.69	286,809.53	393,465.16	-	-	50,000.00	630,274.69
Semi-Expendable-Information and Communications Technology Equipment	5020321003	692,183.00	-	1,846,791.00	2,538,974.00	692,183.00	1,303,055.00	-	-	543,736.00	2,538,974.00
Semi-Expendable-Agricultural and Forestry Equipment	5020321004	-	-	-	-	-	-	-	-	-	-
Semi-Expendable-Marine and Fishery Equipment	5020321005	-	-	-	-	-	-	-	-	-	-
Semi-Expendable-Airport Equipment	5020321006	-	-	-	-	-	-	-	-	-	-
Semi-Expendable-Communications Equipment	5020321007	200,000.00	-	151,777.60	351,777.60	200,000.00	151,777.60	-	-	-	351,777.60
Semi-Expendable-Disaster Response and Rescue Equipment	5020321008	25,000.00	-	57,000.00	82,000.00	25,000.00	57,000.00	-	-	-	82,000.00
Semi-Expendable-Military, Police and Security Equipment	5020321009	-	-	-	-	-	-	-	-	-	-
Semi-Expendable-Medical Equipment	5020321010	95,813.99	-	2,338,545.01	2,434,359.00	95,813.99	2,338,545.01	-	-	-	2,434,359.00
Semi-Expendable-Printing Equipment	5020321011	85,000.00	-	50,000.00	135,000.00	85,000.00	-	-	80,000.00	30,000.00	135,000.00
Semi-Expendable-Sports Equipment	5020321012	-	-	-	-	-	-	-	-	-	-
Semi-Expendable-Technical and Scientific Equipment	5020321013	-	-	-	-	-	-	-	-	-	-
Semi-Expendable-Other Equipment	5020321099	34,506.00	-	778,489.04	812,995.04	34,506.00	778,489.04	-	-	-	812,995.04
Semi-Expendable-Semi-Expendable Furniture, Fixtures and Books Expenses	5020322000	-	-	1,206,325.00	1,206,325.00	-	1,206,325.00	-	-	-	1,206,325.00
Semi-Expendable-Furniture and Fixtures	5020322001	218,640.00	-	1,542,241.24	1,760,881.24	218,640.00	1,542,241.24	-	70,000.00	70,000.00	1,760,881.24
Semi-Expendable-Books	5020322002	-	-	13,671.00	13,671.00	-	13,671.00	-	-	-	13,671.00
Other Supplies and Materials Expenses	5020399000	59,500,219.01	-	886,930.22	60,387,149.23	59,500,219.01	318,135.38	-	89,937.74	478,857.10	60,387,149.23
Water Expenses	5020401000	2,321,378.42	-	12,781,399.68	15,102,778.10	2,321,378.42	12,781,399.68	-	-	-	15,102,778.10
Electricity Expenses	5020402000	3,786,281.49	-	14,048,037.48	17,834,318.97	3,786,281.49	14,048,037.48	-	-	-	17,834,318.97
Gas/Heating Expenses	5020403000	-	-	9,270.00	9,270.00	-	9,270.00	-	-	-	9,270.00
Postage and Courier Expenses	5020501000	863,252.39	-	622,270.44	240,981.95	863,252.39	622,270.44	-	-	-	240,981.95
Mobile	5020502001	3,603,516.14	-	35,252.25	3,638,768.39	3,603,516.14	110,067.80	-	455,806.16	310,486.11	3,638,768.39
Landline	5020502002	2,806,354.64	-	2,645,499.83	5,451,854.47	2,806,354.64	2,645,499.83	-	10,000.00	10,000.00	5,451,854.47
Internet Subscription Expenses	5020503000	791,060.93	-	151,226.10	942,287.03	791,060.93	151,226.10	-	-	-	942,287.03
Cable, Satellite, Telegraph and Radio Expenses	5020504000	935,896.57	-	314,676.27	1,250,572.84	935,896.57	314,676.27	-	-	-	1,250,572.84
Awards/Rewards Expenses	5020601001	428,000.00	-	319,482.00	747,482.00	428,000.00	319,482.00	-	977,795.40	977,795.40	747,482.00
Rewards and Incentives	5020601002	2,933,691.95	-	591,200.00	3,524,891.95	2,933,691.95	151,200.00	-	1,754.48	438,245.52	3,524,891.95
Prizes	5020602000	-	-	-	-	-	-	-	-	-	-
ICT Survey Expenses	5020701001	-	-	-	-	-	-	-	-	-	-
Survey Expenses	5020701002	48,920.10	-	-	48,920.10	48,920.10	-	-	-	-	48,920.10
ICT Research, Exploration and Development Expenses	5020702001	458,790.00	-	113,790.00	345,000.00	458,790.00	113,790.00	-	-	-	345,000.00
Research, Exploration and Development Expenses	5020702002	16,552,284.19	-	9,470,140.41	7,082,143.78	16,552,284.19	10,020,140.41	-	550,000.00	-	7,082,143.78
Confidential Expenses	5021001000	-	-	-	-	-	-	-	-	-	-
Intelligence Expenses	5021002000	-	-	-	-	-	-	-	-	-	-
Extraordinary and Miscellaneous Expenses	5021003000	1,258,314.78	-	31,800.00	1,226,514.78	1,258,314.78	31,800.00	-	-	-	1,226,514.78
Legal Services	5021101000	211,570.00	-	20,280.00	191,290.00	211,570.00	20,280.00	-	-	-	191,290.00
Auditing Services	5021102000	36,493.48	-	2,179.70	34,313.78	36,493.48	2,179.70	-	-	-	34,313.78
ICT Consultancy Services	5021103001	676.65	-	-	676.65	676.65	-	-	-	-	676.65
Consultancy Services	5021103002	79,608,945.80	-	3,216,623.76	76,392,322.04	79,608,945.80	3,216,623.76	-	4,634.75	4,634.75	76,392,322.04
Other Professional Services	5021199000	232,458,030.07	-	64,861,619.10	297,319,649.17	232,458,030.07	50,872,815.96	-	14,645,805.31	657,002.17	297,319,649.17
Environment/Sanitary Services	5021201000	5,340,270.32	-	2,790,678.88	5,340,270.32	5,340,270.32	8,662,046.44	-	1,000,000.00	5,112,455.00	2,790,678.88
Janitorial Services	5021202000	5,750,816.09	-	48,537,460.94	54,288,277.03	5,750,816.09	48,537,460.94	-	-	-	54,288,277.03
Security Services	5021203000	2,999,780.07	-	39,706,816.22	42,706,596.29	2,999,780.07	39,706,816.22	-	-	-	42,706,596.29

PARTICULARS	UACS CODE	APPROPRIATION				ALLOTMENTS				
		Authorized Appropriation	Outside Dept.	Within Dept.	Adjusted Appropriations	Allotments Received	Additional SARO (Augmentation/Withdrawal) / (Realignment/ Prior Years Adjustment)	(Transfer to)	Transfer from	Adjusted Total Allotments
						TOTAL			TOTAL	
Other General Services	5021299000	524,520.83	-	2,194,489.08	2,719,009.91	524,520.83	2,119,489.08	75,000.00	-	2,719,009.91
Repairs and Maintenance-Buildings	5021304001	3,764,062.71	-	347,663.75	4,111,726.46	3,764,062.71	347,663.75	-	-	4,111,726.46
Repairs and Maintenance-School Buildings	5021304002	-	-	-	-	-	-	-	-	-
Repairs and Maintenance-Hospitals and Health Centers	5021304003	3,185,604.75	-	2,295,665.75	889,939.00	3,185,604.75	2,295,665.75	-	-	889,939.00
Repairs and Maintenance-Hostels and Dormitories	5021304006	-	-	-	-	-	-	-	-	-
Repairs and Maintenance-Other Structures	5021304099	2,035,345.00	-	-	2,035,345.00	2,035,345.00	-	-	-	2,035,345.00
Repairs and Maintenance-Machinery	5021305001	530,031.25	-	160,858.75	369,172.50	530,031.25	160,858.75	-	-	369,172.50
Repairs and Maintenance-Office Equipment	5021305002	584,851.00	-	339,895.00	924,746.00	584,851.00	339,895.00	-	-	924,746.00
Repairs and Maintenance-ICT Equipment	5021305003	2,557,400.00	-	370,169.57	2,187,230.43	2,557,400.00	520,169.57	-	150,000.00	2,187,230.43
Repairs and Maintenance-Medical Equipment	5021305011	256,436.25	-	438,122.42	694,558.67	256,436.25	438,122.42	-	-	694,558.67
Repairs and Maintenance-Printing Equipment	5021305012	-	-	-	-	-	-	-	-	-
Repairs and Maintenance-Sports Equipment	5021305013	-	-	-	-	-	-	-	-	-
Repairs and Maintenance-Technical and Scientific Equipment	5021305014	1,076,500.00	-	-	1,076,500.00	1,076,500.00	-	-	-	1,076,500.00
Repairs and Maintenance-Other Equipment	5021305099	6,078,936.47	-	26,000.00	6,104,936.47	6,078,936.47	26,000.00	-	-	6,104,936.47
Repairs and Maintenance-Motor Vehicles	5021306001	1,597,330.63	-	468,748.17	1,128,582.46	1,597,330.63	468,748.17	-	-	1,128,582.46
Repairs and Maintenance-Repairs and Maintenance-Furniture and Fixtures	5021307000	14,535.67	-	14,535.67	29,071.34	14,535.67	14,535.67	-	-	29,071.34
Repairs and Maintenance-Buildings and Other Structures	5021308001	444,266.22	-	-	444,266.22	444,266.22	-	-	-	444,266.22
Repairs and Maintenance-Buildings	5021309002	-	-	1,178,931.56	1,178,931.56	-	1,178,931.56	-	-	1,178,931.56
Repairs and Maintenance-Other Property, Plant and Equipment	5021399099	192,622.62	-	-	192,622.62	192,622.62	-	-	-	192,622.62
Subsidy to National Government Agencies	5021401000	2,000,000.00	-	2,000,000.00	-	2,000,000.00	17,000,000.00	-	15,000,000.00	-
Financial Assistance to National Government Agencies	5021402000	875,042,362.82	-	1,356,271,760.24	2,231,314,123.07	875,042,362.82	1,646,671,254.37	2,698,060,499.27	2,407,661,005.14	2,231,314,123.07
Financial Assistance to Local Government Units	5021403000	68,499,294.68	-	445,458,498.76	513,957,793.44	68,499,294.68	401,458,498.76	-	44,000,000.00	513,957,793.44
Subsidy Support to Operations of GOCCs	5021404001	3,562,922,373.71	-	2,348,658,436.39	1,214,263,937.32	3,562,922,373.71	2,348,658,436.39	-	-	1,214,263,937.32
Financial Assistance to Non-Government Organizations/PCOs	5021405000	7,958,218.03	-	10,025,085.00	17,983,303.03	7,958,218.03	-	-	10,025,085.00	17,983,303.03
Internal Revenue Allotment	5021406000	-	-	-	-	-	-	-	10,025,085.00	17,983,303.03
Subsidy to Regional Offices/Staff Bureaus	5021407000	513,390.00	-	112,406.00	400,984.00	513,390.00	190,926.00	78,520.00	-	400,984.00
Subsidy to Operating Units	5021408000	4,448,142.83	-	1,833,311.76	2,614,831.07	4,448,142.83	866,688.24	2,800,000.00	100,000.00	2,614,831.07
Subsidy to Other Funds	5021409000	-	-	27,013,626.26	27,013,626.26	-	27,013,626.26	-	-	27,013,626.26
Subsidies-Others	5021499000	31,090,469.72	-	190,245,571.74	221,336,041.46	31,090,469.72	159,337,444.44	-	30,908,127.30	221,336,041.46
Taxes, Duties and Licenses	5021501001	2,257,271.92	-	37,079.69	2,220,192.23	2,257,271.92	37,079.69	-	-	2,220,192.23
Tax Refund	5021501002	-	-	-	-	-	-	-	-	-
Fidelity Bond Premiums	5021502000	160,261.00	-	31,319.00	191,580.00	160,261.00	31,319.00	-	-	191,580.00
Insurance Expenses	5021503000	12,185,095.41	-	7,454,185.64	4,730,909.77	12,185,095.41	7,454,185.64	-	-	4,730,909.77
Labor and Wages	5021601000	1,041,658.54	-	4,998.00	1,036,660.54	1,041,658.54	4,998.00	-	-	1,036,660.54
Advertising, Promotional and Marketing Expenses	5029901000	28,588,502.36	-	993,952.26	29,582,454.62	28,588,502.36	1,204,537.74	10,806,080.60	8,607,590.60	29,582,454.62
Printing and Publication Expenses	5029902000	19,808,078.38	-	4,927,743.85	14,880,334.53	19,808,078.38	10,235,013.20	7,784,902.43	2,477,633.08	14,880,334.53
Representation Expenses	5029903000	20,435,215.00	-	832,247.57	21,267,462.57	20,435,215.00	832,247.57	715,913.51	715,913.51	21,267,462.57
Transportation and Delivery Expenses	5029904000	20,864,272.17	-	21,271,426.03	42,135,698.20	20,864,272.17	19,271,426.03	1,050,000.00	950,000.00	42,135,698.20
Rents-Buildings and Structures	5029905001	14,027,839.34	-	36,699,300.81	50,727,140.15	14,027,839.34	36,699,300.81	3,078,723.04	3,078,723.04	50,727,140.15
Rents-Land	5029905002	-	-	-	-	-	-	-	-	-
Rents-Motor Vehicles	5029905003	2,441,990.10	-	4,849,163.03	7,291,153.13	2,441,990.10	4,648,463.03	-	200,700.00	7,291,153.13
Rents-Equipment	5029905004	2,061,211.53	-	1,395,119.23	666,092.30	2,061,211.53	1,395,119.23	-	-	666,092.30
Rents-Living Quarters	5029905005	13,000.00	-	3,771,150.00	3,784,150.00	13,000.00	3,771,150.00	-	-	3,784,150.00
Operating Lease	5029905006	-	-	60,000.00	60,000.00	-	60,000.00	-	-	60,000.00
Financial Lease	5029905007	-	-	-	-	-	-	-	-	-
Rents-ICT Machinery and Equipment	5029905008	100,000.00	-	-	100,000.00	100,000.00	-	-	-	100,000.00
Membership Dues and Contributions to Organizations	5029906000	-	-	60,980.00	60,980.00	-	55,980.00	-	5,000.00	60,980.00
Subscription Expenses - ICT Software Subscription	5029907001	-	-	-	-	-	-	-	-	-
Subscription Expenses - Data Center Service	5029907002	-	-	-	-	-	-	-	-	-
Subscription Expenses - Cloud Computing Service	5029907003	-	-	-	-	-	-	-	-	-
Subscription Expenses - Library and Other Reading Materials Subscription Expenses	5029907004	-	-	81,458.00	81,458.00	-	81,458.00	-	-	81,458.00
Subscription Expenses - Other Subscription Expenses	5029907099	231,168.00	-	120,638.89	110,529.11	231,168.00	120,638.89	-	-	110,529.11
Donations	5029908000	-	-	-	-	-	-	-	-	-
Litigation/Acquired Assets Expenses	5029909000	-	-	-	-	-	-	-	-	-
Loss on Guaranty	5029910000	-	-	-	-	-	-	-	-	-
Legal Defense Expense	5029921000	-	-	-	-	-	-	-	-	-
Bank Transaction Fee	5029922000	-	-	-	-	-	-	-	-	-
Website Maintenance	5029999001	-	-	-	-	-	-	-	-	-
Other Maintenance and Operating Expenses	5029999099	240,209,355.61	-	94,524,743.86	334,734,099.47	240,209,355.61	65,405,946.82	5,267,407.77	23,851,389.27	334,734,099.47
Capital Outlay		1,624,959,905.71	-	20,296,468.47	1,645,256,374.18	1,624,959,905.71	20,296,468.47	-	-	1,645,256,374.18
Water Supply Systems	5060403004	-	-	196,000.00	196,000.00	-	196,000.00	-	-	196,000.00
Power Supply Systems	5060403005	7,305,200.00	-	-	7,305,200.00	7,305,200.00	-	-	-	7,305,200.00
Hospitals and Health Centers	5060404003	492,882,094.85	-	34,398,568.12	458,483,526.73	492,882,094.85	34,398,568.12	-	-	458,483,526.73
Hostels and Dormitories	5060404006	-	-	-	-	-	-	-	-	-
Other Structures	5060404099	56,720.71	-	34,111,621.99	34,168,342.70	56,720.71	34,111,621.99	-	-	34,168,342.70
Machinery	5060405001	-	-	-	-	-	-	-	-	-

PARTICULARS	UACS CODE	APPROPRIATION				ALLOTMENTS					
		Authorized Appropriation	Outside Dept.	Within Dept.	Adjusted Appropriations	Allotments Received	Additional SARO (Augmentation/Withdrawal) / (Realignment/ Prior Years Adjustment)	(Transfer to)	Transfer from	Adjusted Total Allotments	
						TOTAL			TOTAL		TOTAL
Office Equipment	5060405002	-	-	3,300,000.00	3,300,000.00	-	3,300,000.00	-	-	3,300,000.00	
Information and Communications Technology Equipment	5060405003	5,110,000.00	-	7,122,532.10	12,232,532.10	5,110,000.00	7,122,532.10	-	-	12,232,532.10	
Agricultural and Forestry Equipment	5060405004	-	-	-	-	-	-	-	-	-	
Marine and Fishery Equipment	5060405005	-	-	-	-	-	-	-	-	-	
Airport Equipment	5060405006	-	-	-	-	-	-	-	-	-	
Communications Equipment	5060405007	-	-	30,722,000.00	30,722,000.00	-	30,722,000.00	-	-	30,722,000.00	
Construction and Heavy Equipment	5060405008	-	-	-	-	-	-	-	-	-	
Disaster Response and Rescue Equipment	5060405009	-	-	-	-	-	-	-	-	-	
Medical Equipment	5060405011	1,024,933,937.61	-	39,733,044.08	985,200,893.53	1,024,933,937.61	39,733,044.08	-	-	985,200,893.53	
Printing Equipment	5060405012	-	-	-	-	-	-	-	-	-	
Sports Equipment	5060405013	-	-	-	-	-	-	-	-	-	
Technical and Scientific Equipment	5060405014	168,000.00	-	-	168,000.00	168,000.00	-	-	-	168,000.00	
ICT Software	5060405015	-	-	9,480,000.00	9,480,000.00	-	9,480,000.00	-	-	9,480,000.00	
Other Machinery and Equipment	5060405099	-	-	500,000.00	500,000.00	-	500,000.00	-	-	500,000.00	
Motor Vehicles	5060406001	93,600,952.54	-	9,731,596.18	103,332,548.72	93,600,952.54	9,731,596.18	-	-	103,332,548.72	
Trains	5060406002	-	-	-	-	-	-	-	-	-	
Aircrafts and Aircrafts Ground Equipment	5060406003	-	-	-	-	-	-	-	-	-	
Watercrafts	5060406004	-	-	-	-	-	-	-	-	-	
Other Transportation Equipment	5060406099	-	-	-	-	-	-	-	-	-	
Furniture and Fixtures	5060407001	903,000.00	-	735,669.60	167,330.40	903,000.00	735,669.60	-	-	167,330.40	
C. SPECIAL PURPOSE FUND		1,181,942,337.81	-	1,480,989,118.55	2,662,931,456.36	1,181,942,337.81	1,480,989,118.55	-	1,751,395,047.32	1,751,395,047.32	2,662,931,456.36
I. Contingent Fund (SARO-BMB-B-21-0002785, SARO-BMB-B-21-0013131)- Augmentation/T		1,118,251,571.86	-	4,125,492.04	1,122,377,063.90	1,118,251,571.86	4,125,492.04	-	573,844,954.47	573,844,954.47	1,122,377,063.90
Maintenance and Other Operating Expenses		853,132,141.50	-	4,125,492.04	857,257,633.54	853,132,141.50	4,125,492.04	-	515,844,954.47	515,844,954.47	857,257,633.54
Traveling Expenses-Local	5020101000	-	-	-	-	-	-	-	-	-	
Traveling Expenses-Foreign	5020102000	-	-	-	-	-	-	-	-	-	
ICT Training Expenses	5020201001	-	-	-	-	-	-	-	-	-	
Training Expenses	5020201002	639,000.00	-	-	639,000.00	639,000.00	-	-	-	639,000.00	
Food Supplies Expenses	5020305000	-	-	290,198.40	290,198.40	-	290,198.40	-	-	290,198.40	
Welfare Goods Expenses	5020306000	-	-	-	-	-	-	-	-	-	
Drugs and Medicines Expenses	5020307000	5,187,026.00	-	5,666,500.00	10,853,526.00	5,187,026.00	-	-	5,666,500.00	10,853,526.00	
Medical, Dental and Laboratory Supplies Expenses	5020308000	3.97	-	3,578,831.79	3,578,835.76	3.97	3,578,831.79	-	-	3,578,835.76	
Fuel, Oil and Lubricants Expenses	5020309000	-	-	132,029.99	132,029.99	-	132,029.99	-	-	132,029.99	
Semi-Expendable-Medical Equipment	5020321010	-	-	9,330.00	9,330.00	-	9,330.00	-	-	9,330.00	
Other Supplies and Materials Expenses	5020399000	-	-	257,778.16	257,778.16	-	257,778.16	-	-	257,778.16	
Water Expenses	5020401000	-	-	738,886.14	738,886.14	-	738,886.14	-	-	738,886.14	
Electricity Expenses	5020402000	-	-	1,018,127.13	1,018,127.13	-	1,018,127.13	-	-	1,018,127.13	
Gas/Heating Expenses	5020403000	-	-	-	-	-	-	-	-	-	
Postage and Courier Expenses	5020501000	-	-	-	-	-	-	-	-	-	
Mobile	5020502001	-	-	-	-	-	-	-	-	-	
Landline	5020502002	-	-	-	-	-	-	-	-	-	
Internet Subscription Expenses	5020503000	-	-	35,392.00	35,392.00	-	35,392.00	-	-	35,392.00	
Other Professional Services	5021199000	38,500.00	-	81,560,500.00	81,599,000.00	38,500.00	-	-	81,560,500.00	81,599,000.00	
Environment/Sanitary Services	5021201000	-	-	-	-	-	-	-	-	-	
Janitorial Services	5021202000	-	-	1,227,467.94	1,227,467.94	-	1,227,467.94	-	-	1,227,467.94	
Security Services	5021203000	-	-	1,624,351.89	1,624,351.89	-	1,624,351.89	-	-	1,624,351.89	
Financial Assistance to National Government Agencies	5021402000	-	-	41,203,800.00	41,203,800.00	-	210,102,800.00	374,701,500.00	205,802,500.00	41,203,800.00	
Financial Assistance to Local Government Units	5021403000	-	-	166,809,000.00	166,809,000.00	-	166,809,000.00	-	-	166,809,000.00	
Subsidies-Others	5021499000	525,163,359.21	-	461,855,859.21	63,307,500.00	525,163,359.21	461,855,859.21	-	-	63,307,500.00	
Transportation and Delivery Expenses	5029904000	-	-	972,248.82	972,248.82	-	972,248.82	-	-	972,248.82	
Other Maintenance and Operating Expenses	5029999099	322,104,252.32	-	160,856,908.99	482,961,161.31	322,104,252.32	79,184,908.99	141,143,454.47	222,815,454.47	482,961,161.31	
Capital Outlay		265,119,430.36	-	-	265,119,430.36	265,119,430.36	-	58,000,000.00	58,000,000.00	265,119,430.36	
Hospitals and Health Centers	5060404003	95,119,430.36	-	138,500,000.00	233,619,430.36	95,119,430.36	100,000,000.00	8,000,000.00	46,500,000.00	233,619,430.36	
Information and Communications Technology Equipment	5060405003	-	-	1,500,000.00	1,500,000.00	-	-	-	1,500,000.00	1,500,000.00	
Medical Equipment	5060405011	170,000,000.00	-	140,000,000.00	30,000,000.00	170,000,000.00	100,000,000.00	50,000,000.00	10,000,000.00	30,000,000.00	
II. Contingent Fund (SARO-BMB-B-21-0008451/SARO-BMB-B-22-0000196)- SRA		2,028,837.59	-	1,183,374,182.28	1,185,403,019.87	2,028,837.59	1,183,374,182.28	-	1,182,865,281.64	1,182,865,281.64	1,185,403,019.87
Maintenance and Other Operating Expenses		2,028,837.59	-	1,183,374,182.28	1,185,403,019.87	2,028,837.59	1,183,374,182.28	-	1,182,865,281.64	1,182,865,281.64	1,185,403,019.87
Subsidy Support to Operations of GOCCs	5021404001	-	-	1,152,947.16	1,152,947.16	-	-	-	-	1,152,947.16	
Other Maintenance and Operating Expenses	5029999099	2,028,837.59	-	1,182,221,235.12	1,184,250,072.71	2,028,837.59	1,182,221,235.12	1,182,865,281.64	1,182,865,281.64	1,184,250,072.71	
III. Contingent Fund (SARO-BMB-B-21-0008535)- Salaries & Benefits		61,661,928.36	-	129,755.77	61,532,172.59	61,661,928.36	129,755.77	-	5,315,188.79	5,315,188.79	61,532,172.59
Maintenance and Other Operating Expenses		61,661,928.36	-	129,755.77	61,532,172.59	61,661,928.36	129,755.77	-	5,315,188.79	5,315,188.79	61,532,172.59
Traveling Expenses-Local	5020101000	-	-	48,078.16	48,078.16	-	48,078.16	-	-	48,078.16	
Other Professional Services	5021199000	46,236,753.38	-	3,511,201.52	42,725,551.86	46,236,753.38	3,065,059.68	6,286,933.95	6,733,075.79	42,725,551.86	
Environment/Sanitary Services	5021201000	-	-	-	-	-	-	-	-	-	

PARTICULARS	UACS CODE	APPROPRIATION				ALLOTMENTS				
		Authorized Appropriation	Outside Dept.	Within Dept.	Adjusted Appropriations	Allotments Received	Additional SARO (Augmentation/Withdrawal) / (Realignment/ Prior Years Adjustment)	(Transfer to)	Transfer from	Adjusted Total Allotments
						TOTAL			TOTAL	
Janitorial Services	5021202000	-	-	-	-	-	-	-	-	-
Security Services	5021203000	-	-	-	-	-	-	-	-	-
Other General Services	5021299000	-	-	75,831.05	75,831.05	-	75,831.05	-	-	75,831.05
Financial Assistance to Local Government Units	5021403000	-	-	3,082,142.76	3,082,142.76	-	3,082,142.76	-	-	3,082,142.76
Subsidy Support to Operations of GOCCs	5021404001	-	-	325,047.98	325,047.98	-	325,047.98	-	-	325,047.98
Other Maintenance and Operating Expenses	502999099	15,425,174.98	-	184,673.00	15,240,501.98	15,425,174.98	184,673.00	1,582,113.00	1,582,113.00	15,240,501.98
IV Calamity Fund		-	-	293,619,200.00	293,619,200.00	-	293,619,200.00	-	-	293,619,200.00
Capital Outlay		-	-	293,619,200.00	293,619,200.00	-	293,619,200.00	-	-	293,619,200.00
Other Infrastructure Assets	5060403099	-	-	-	-	-	-	-	-	-
Hospitals and Health Centers	5060404003	-	-	-	-	-	-	-	-	-
Other Structures	5060404099	-	-	293,619,200.00	293,619,200.00	-	293,619,200.00	-	-	293,619,200.00
Machinery	5060405001	-	-	-	-	-	-	-	-	-
Office Equipment	5060405002	-	-	-	-	-	-	-	-	-
Information and Communications Technology Equipment	5060405003	-	-	-	-	-	-	-	-	-
Communications Equipment	5060405007	-	-	-	-	-	-	-	-	-
Medical Equipment	5060405011	-	-	-	-	-	-	-	-	-
Printing Equipment	5060405012	-	-	-	-	-	-	-	-	-
ICT Software	5060405015	-	-	-	-	-	-	-	-	-
Other Machinery and Equipment	5060405099	-	-	-	-	-	-	-	-	-
Motor Vehicles	5060406001	-	-	-	-	-	-	-	-	-
TOTAL CONAP		9,223,279,248.95	-	1,631,595,407.28	10,854,874,656.23	9,223,279,248.95	1,631,595,407.28	4,368,353,509.97	4,368,353,509.97	10,854,874,656.23
GRAND TOTAL (CURRENT + CONAP)		196,330,135,248.95	-	46,084,222,883.28	242,414,358,132.23	192,998,849,248.95	46,084,222,883.28	71,893,820,658.94	71,893,820,658.94	239,083,072,132.23

Department: Department of Health (DOH)

Agency: Office of the Secretary

Operating Unit: All

Organization Code (UACS): 13001000000

Fund Cluster: 01 - Regular Agency Fund, 04 - Special Accounts/ Foreign Assisted

PARTICULARS	UACS CODE	TOTAL OBLIGATION					TOTAL DISBURSEMENT					BALANCES	
		1st Qtr ending March 31	2nd Qtr ending June 30	3rd Qtr ending Sept. 30	4th Qtr ending Dec. 31	TOTAL OBLIGATION	1st Qtr ending March 31	2nd Qtr ending June 30	3rd Qtr ending Sept. 30	4th Qtr ending Dec. 31	TOTAL	Unreleased Appropriation	Unobligated Allotment
RENT													
Agency Specific Budget		31,102,409,918.82	41,171,668,090.02	-	-	72,274,078,008.84	19,048,264,867.25	31,664,574,370.97	-	-	50,712,839,238.22	3,301,866,000.00	107,798,214,991.16
Personnel Services		15,981,613,653.53	20,018,377,583.42	-	-	35,999,991,236.95	14,506,773,442.48	20,045,048,758.57	-	-	34,551,822,201.05	-	34,805,863,763.05
Basic Salary-Civilian	5010101001	7,748,155,220.41	8,024,621,353.12	-	-	15,772,776,573.53	7,418,324,291.96	8,096,846,654.46	-	-	15,515,170,946.42	-	14,953,375,430.17
Salaries and Wages-Casual/Contractual	5010102000	3,264,871,825.18	2,976,904,482.63	-	-	6,241,776,307.81	2,458,628,099.53	3,067,278,087.30	-	-	5,525,906,186.83	-	5,722,141,447.46
PERA-Civilian	5010201001	522,046,125.15	567,748,371.49	-	-	1,089,794,496.64	515,983,968.88	552,965,702.88	-	-	1,068,949,671.76	-	996,463,565.07
Representation Allowance (RA)	5010202000	15,631,705.76	12,763,339.67	-	-	28,395,045.43	11,887,832.27	12,172,466.80	-	-	24,060,299.07	-	21,698,405.56
Transportation Allowance (TA)	5010203000	8,552,193.00	8,832,336.29	-	-	17,384,529.29	8,030,515.60	8,816,930.36	-	-	16,847,445.96	-	63,499,400.00
Clothing/Uniform Allowance-Civilian	5010204001	306,571,200.00	188,946,954.52	-	-	495,518,154.52	275,235,316.95	219,144,767.59	-	-	494,380,084.54	-	16,665,658.21
Subsistence Allowance-Magna Carta Benefits for Public Health Workers under R.A. 7305	5010205003	275,481,880.07	301,223,780.80	-	-	576,705,660.87	274,277,931.53	287,921,360.55	-	-	562,199,292.08	-	268,031,969.18
Laundry Allowance-Magna Carta Benefits for Public Health Workers under R.A. 7305	5010206004	35,107,505.84	38,350,596.13	-	-	73,458,101.97	34,182,720.18	37,413,187.88	-	-	71,595,908.06	-	37,516,278.63
Quarters Allowance-Magna Carta Benefits for Public Health Workers under R.A. 7305	5010207004	10,415,428.07	8,313,897.38	-	-	18,729,325.45	10,301,928.07	8,373,397.38	-	-	18,675,325.45	-	10,631,000.00
Productivity Incentive Allowance - Civilian	5010208001	-	-	-	-	-	-	-	-	-	-	-	31,296,028.70
Honoraria-Civilian	5010210001	309,307.97	34,500.00	-	-	343,807.97	309,307.97	25,500.00	-	-	334,807.97	-	4,462,000.00
HP-Magna Carta Benefits for Public Health Workers under R.A. 7305	5010211005	1,916,949,978.33	2,130,579,311.65	-	-	4,047,529,289.98	1,850,958,771.75	2,050,459,258.29	-	-	3,901,418,030.05	-	2,727,069,290.18
Longevity Pay-Magna Carta Benefits for Public Health Workers under R.A. 7305	5010212004	244,726,851.99	281,220,977.70	-	-	525,947,829.69	228,972,984.72	285,295,164.60	-	-	514,268,149.32	-	53,716,569.02
Overtime Pay	5010213001	1,350,541.79	1,088,188.30	-	-	2,438,730.09	1,342,098.55	993,986.78	-	-	2,336,085.33	-	594,777.55
Night-shift Differential Pay	5010213002	34,319,987.79	63,170,671.54	-	-	97,490,659.33	28,762,372.51	50,613,432.88	-	-	79,375,805.39	-	49,554,272.89
Year-End Bonus-Civilian	5010214001	183,539.90	223,629,047.35	-	-	223,812,587.25	119,688.90	222,150,648.90	-	-	222,270,337.80	-	2,379,212,528.63
Cash Gift-Civilian	5010215001	20,500.00	159,575.22	-	-	180,075.22	15,500.00	143,075.22	-	-	158,575.22	-	335,537,487.78
Mid-Year Bonus-Civilian	5010216001	153,814.00	3,070,896,660.23	-	-	3,071,050,474.23	153,814.00	2,998,976,268.93	-	-	2,999,130,082.93	-	433,637,447.33
Collective Negotiation Agreement Incentive-Civilian	5010298011	586,652.77	-	-	-	586,652.77	586,652.77	-	-	586,652.77	-	-	
Productivity Enhancement Incentive-Civilian	5010299012	70,000.00	-	-	-	70,000.00	70,000.00	-	-	70,000.00	-	-	
Performance Based Bonus-Civilian	5010299014	20,485.55	3,818,000.00	-	-	3,838,485.55	-	3,818,000.00	-	-	3,818,000.00	-	7,630,000.00
Anniversary Bonus-Civilian	5010299038	-	-	-	-	-	-	-	-	-	-	-	
Retirement and Life Insurance Premiums	5010301000	127,359,429.48	79,326,922.44	-	-	206,686,351.92	85,454,951.98	37,481,614.54	-	-	122,936,566.52	-	70,000,109.02
Pag-IBIG-Civilian	5010302001	26,904,712.49	28,101,487.72	-	-	55,006,200.21	24,362,419.79	27,305,129.64	-	-	51,667,549.43	-	52,087,357.51
PhilHealth-Civilian	5010303001	132,467,780.61	168,605,446.21	-	-	301,073,226.82	121,018,011.30	156,164,490.85	-	-	277,182,502.15	-	373,641,291.56
ECIP-Civilian	5010304001	24,644,621.48	29,420,082.48	-	-	54,064,703.96	21,507,791.41	29,370,274.55	-	-	50,878,065.96	-	52,470,436.06
Pension Benefits-Civilian	5010401001	-	-	-	-	-	-	-	-	-	-	-	
Retirement Gratuity-Civilian	5010402001	-	-	-	-	-	-	-	-	-	-	-	
Terminal Leave Benefits-Civilian	5010403001	229,483,095.36	254,361,184.94	-	-	483,844,280.30	158,288,384.67	287,296,784.36	-	-	445,585,169.03	-	243,315,416.53
Lump-sum for Creation of New Positions-Civilian	5010499001	-	-	-	-	-	-	-	-	-	-	-	
Lump-sum for Reclassification of Positions	5010499003	-	-	-	-	-	-	-	-	-	-	-	
Lump-sum for Compensation Adjustment	5010499006	-	-	-	-	-	-	-	-	-	-	-	
Lump-sum for Filling of Positions-Civilian	5010499007	128,896,568.74	221,384,770.91	-	-	350,281,339.65	125,533,077.15	222,991,521.55	-	-	348,524,598.70	-	3,237,249,856.97
Lump-sum for NBC No. 308	5010499008	-	-	-	-	-	-	-	-	-	-	-	
Lump-sum for Personnel Services	5010499009	-	-	-	-	-	-	-	-	-	-	-	
Lump-sum for Step Increments-Length of Service	5010499010	8,789,374.49	16,188,711.85	-	-	24,978,086.34	449,077.21	1,723,119.59	-	-	2,172,196.80	-	69,823,919.30
Lump-sum for Step Increments-Meritorious Performance	5010499011	-	1,126.54	-	-	1,126.54	-	-	-	-	-	-	
Other Lump-sum	5010499012	-	-	-	-	-	-	-	-	-	-	-	
Loyalty Award-Civilian	5010499015	1,117,500.00	1,235,000.00	-	-	2,352,500.00	797,500.00	1,515,000.00	-	-	2,312,500.00	-	500,000.00
Other Personnel Benefits	5010499099	916,425,827.31	1,476,104,651.19	-	-	2,392,530,478.50	851,218,432.83	1,452,756,161.76	-	-	2,303,974,594.59	-	2,166,454,196.28
Maintenance and Other Operating Expenses		11,856,141,007.46	15,283,677,975.76	-	-	27,139,818,983.22	4,340,153,228.86	10,485,467,489.80	-	-	14,825,620,718.66	3,301,866,000.00	55,169,972,016.78
Traveling Expenses-Local	5020101000	51,000,543.60	99,645,379.87	-	-	150,645,923.47	42,223,812.30	88,087,858.06	-	-	130,311,670.36	36,865,000.00	200,608,380.95
Traveling Expenses-Foreign	5020102000	-	2,348,998.11	-	-	2,348,998.11	-	2,230,984.33	-	-	2,230,984.33	-	21,588,338.28
ICT Training Expenses	5020201001	-	942,535.80	-	-	942,535.80	7,500.00	7,500.00	-	-	-	-	
Training Expenses	5020201002	61,955,278.08	175,942,245.45	-	-	237,897,523.53	23,226,361.89	99,406,766.24	-	-	122,633,128.13	14,650,000.00	361,226,335.22
Scholarship Grants/Expenses	5020202000	111,572,960.48	103,931,521.16	-	-	215,504,481.64	101,510,991.55	55,149,577.40	-	-	156,660,568.95	-	429,351,025.23
Office Supplies Expenses	5020301000	33,281,176.38	26,611,039.78	-	-	59,892,216.16	13,043,296.13	25,096,430.82	-	-	38,139,726.95	-	85,454,758.69
ICT Office Supplies Expenses	5020301001	1,147,493.00	6,270,364.24	-	-	7,417,857.24	61,242.00	1,674,462.54	-	-	1,735,704.54	-	2,177,592.82
Office Supplies Expenses	5020301002	16,580,009.80	36,274,441.63	-	-	52,854,451.43	5,848,294.02	19,194,193.51	-	-	25,042,487.53	-	242,735,478.41
Accountable Forms Expenses	5020302000	1,097,905.00	5,291,907.50	-	-	6,389,812.50	817,812.50	4,576,300.00	-	-	5,394,112.50	-	10,887,466.20
Non-Accountable Forms Expenses	5020303000	750,048.00	191,294.85	-	-	941,342.85	542,146.50	222,437.00	-	-	764,583.50	-	1,105,587.00
Animal/Zoological Supplies Expenses	5020304000	65,095.75	1,431,369.10	-	-	1,496,464.85	65,095.75	151,868.60	-	-	216,964.35	-	-

PARTICULARS	UACS CODE	TOTAL OBLIGATION					TOTAL DISBURSEMENT					BALANCES	
		1st Qtr ending March 31	2nd Qtr ending June 30	3rd Qtr ending Sept. 30	4th Qtr ending Dec. 31	TOTAL OBLIGATION	1st Qtr ending March 31	2nd Qtr ending June 30	3rd Qtr ending Sept. 30	4th Qtr ending Dec. 31	TOTAL	Unreleased Appropriation	Unobligated Allotment
Food Supplies Expenses	5020305000	238,364,499.37	196,018,391.47	-	-	434,382,890.84	125,320,065.19	199,892,158.30	-	-	325,212,223.49	-	253,472,988.88
Welfare Goods Expenses	5020306000	-	-	-	-	-	-	-	-	-	-	-	-
Drugs and Medicines Expenses	5020307000	915,453,372.45	1,726,296,811.86	-	-	2,641,750,184.31	103,688,914.84	663,807,404.90	-	-	767,496,319.74	1,928,282,000.00	12,845,460,623.92
Medical, Dental and Laboratory Supplies Expenses	5020308000	2,106,291,989.33	2,509,579,515.80	-	-	4,615,871,505.13	359,056,648.43	1,332,808,487.09	-	-	1,691,865,135.52	778,564,000.00	11,061,127,105.78
Fuel, Oil and Lubricants Expenses	5020309000	27,281,675.71	31,776,571.68	-	-	59,058,247.39	21,076,389.77	30,157,505.20	-	-	51,233,894.97	-	88,098,648.63
Agricultural and Marine Supplies Expenses	5020310000	1,084,421.45	923,365.70	-	-	1,611,055.75	25,783.75	31,742.00	-	-	57,525.75	-	1,082,944.25
Textbooks and Instructional Materials Expenses	5020311001	217,600.00	99,900.00	-	-	317,500.00	-	217,600.00	-	-	217,600.00	-	357,000.00
Chemical and Filling Supplies Expenses	5020313000	-	-	-	-	-	-	-	-	-	-	-	-
Semi-Expendable Machinery	5020321001	11,089.00	1,093,132.80	-	-	1,104,221.80	11,089.00	1,013,831.50	-	-	1,024,920.50	-	865,717.50
Semi-Expendable-Office Equipment	5020321002	789,198.50	6,626,466.48	-	-	7,415,664.98	169,071.00	2,177,354.52	-	-	2,346,425.52	-	10,605,589.00
Semi-Expendable-Information and Communications Technology Equipment	5020321003	2,916,583.96	12,881,901.13	-	-	15,798,485.09	486,376.89	10,178,562.71	-	-	10,664,939.60	-	91,281,972.07
Semi-Expendable-Agricultural and Forestry Equipment	5020321004	-	-	-	-	-	-	-	-	-	-	-	-
Semi-Expendable-Marine and Fishery Equipment	5020321005	-	-	-	-	-	-	-	-	-	-	-	-
Semi-Expendable-Airport Equipment	5020321006	-	-	-	-	-	-	-	-	-	-	-	-
Semi-Expendable-Communications Equipment	5020321007	68,480.00	273,557.65	-	-	342,037.65	40,500.00	50,455.00	-	-	90,955.00	-	521,005.00
Semi-Expendable-Disaster Response and Rescue Equipment	5020321008	101,700.00	727,950.00	-	-	829,650.00	37,500.00	47,700.00	-	-	85,200.00	-	-
Semi-Expendable-Military, Police and Security Equipment	5020321009	-	33,095.00	-	-	33,095.00	-	-	-	-	-	-	-
Semi-Expendable-Medical Equipment	5020321010	4,384,826.32	3,835,865.75	-	-	8,220,692.07	90,855.81	5,021,399.34	-	-	5,112,255.15	-	14,734,153.00
Semi-Expendable-Printing Equipment	5020321011	16,895.00	13,995.00	-	-	30,890.00	15,989.91	185.00	-	-	16,174.91	-	360,000.00
Semi-Expendable-Sports Equipment	5020321012	-	-	-	-	-	-	-	-	-	-	-	18,000.00
Semi-Expendable-Technical and Scientific Equipment	5020321013	6,850.00	-	-	-	6,850.00	6,850.00	-	-	-	6,850.00	-	-
Semi-Expendable-Other Equipment	5020321099	1,346,938.50	2,834,127.38	-	-	4,181,065.88	263,523.00	1,352,975.29	-	-	1,616,498.29	-	3,085,185.50
Semi-Expendable-Semi-Expendable Furniture, Fixtures and Books Expenses	5020322000	105,599.70	735,601.20	-	-	841,200.90	27,000.00	47,850.00	-	-	74,850.00	-	551,568.30
Semi-Expendable-Furniture and Fixtures	5020322001	1,077,753.50	4,282,094.55	-	-	5,359,848.05	283,636.55	1,607,648.38	-	-	1,891,284.93	-	7,879,949.95
Semi-Expendable-Books	5020322002	314,712.70	47,302.00	-	-	362,014.70	189,285.72	108,184.16	-	-	297,469.88	-	5,617,000.00
Other Supplies and Materials Expenses	5020399000	148,188,767.72	314,310,957.00	-	-	462,499,724.72	23,206,636.83	83,424,252.33	-	-	106,630,889.16	-	4,400,354,974.30
Water Expenses	5020401000	40,973,904.05	40,199,199.87	-	-	81,173,103.92	39,632,258.02	37,357,016.79	-	-	76,989,274.81	-	183,256,238.67
Electricity Expenses	5020402000	250,010,197.68	255,338,824.22	-	-	505,349,021.90	228,672,961.68	249,722,352.29	-	-	478,395,313.97	-	516,094,887.99
Gas/Heating Expenses	5020403000	369,850.00	207,505.00	-	-	577,355.00	40,080.00	161,914.30	-	-	201,994.30	-	4,361,075.00
Postage and Courier Expenses	5020501000	1,777,826.13	2,521,525.45	-	-	4,299,351.58	1,147,150.13	2,285,769.06	-	-	3,432,919.19	-	7,471,840.34
Mobile	5020502001	13,055,119.52	15,702,841.53	-	-	28,757,961.05	11,640,441.69	15,649,154.63	-	-	27,289,596.32	-	56,469,164.44
Landline	5020502002	4,908,328.27	10,682,337.48	-	-	15,590,665.75	4,213,053.01	4,452,332.95	-	-	8,665,385.96	-	29,970,545.95
Internet Subscription Expenses	5020503000	17,202,638.02	14,464,608.85	-	-	31,667,246.87	9,490,203.53	14,452,242.11	-	-	23,942,445.64	-	37,229,594.78
Cable, Satellite, Telegraph and Radio Expenses	5020504000	2,364,683.16	4,675,368.17	-	-	7,040,051.33	298,586.28	1,728,367.38	-	-	2,026,953.66	-	1,533,154.94
Awards/Rewards Expenses	5020601001	5,310.70	919,405.00	-	-	924,715.70	5,310.70	401,000.00	-	-	406,310.70	-	3,960,500.00
Rewards and Incentives	5020601002	591,860.58	2,126,881.66	-	-	2,718,742.24	396,083.97	2,284,258.27	-	-	2,680,342.24	-	1,016,063.02
Prizes	5020602000	107,500.00	71,100.00	-	-	178,600.00	91,000.00	79,100.00	-	-	170,100.00	-	856,300.00
ICT Survey Expenses	5020701001	-	-	-	-	-	-	-	-	-	-	-	-
Survey Expenses	5020701002	63,000.00	-	-	-	63,000.00	-	-	-	-	-	-	115,000.00
ICT Research, Exploration and Development Expenses	5020702001	-	-	-	-	-	-	-	-	-	-	-	2,100,000.00
Research, Exploration and Development Expenses	5020702002	148,000.00	34,693.01	-	-	182,693.01	148,000.00	30,498.80	-	-	178,498.80	-	44,552,306.99
Confidential Expenses	5021001000	-	-	-	-	-	-	-	-	-	-	-	-
Intelligence Expenses	5021002000	-	-	-	-	-	-	-	-	-	-	-	-
Extraordinary and Miscellaneous Expenses	5021003000	2,510,686.29	2,240,205.46	-	-	4,750,891.75	2,420,490.29	2,198,086.96	-	-	4,618,577.25	-	6,680,860.83
Legal Services	5021101000	333,856.90	1,641,860.15	-	-	1,975,717.05	238,456.90	640,360.15	-	-	878,817.05	-	1,485,608.10
Auditing Services	5021102000	510,205.31	1,089,957.25	-	-	1,600,162.56	299,037.16	591,156.07	-	-	890,193.23	-	781,425.40
ICT Consultancy Services	5021103001	-	-	-	-	-	-	-	-	-	-	-	300,000.00
Consultancy Services	5021103002	4,300,313.14	81,655,407.46	-	-	85,955,720.60	2,681,660.47	6,334,925.70	-	-	9,016,586.17	39,033,000.00	285,726,841.59
Other Professional Services	5021199000	2,900,281,292.52	1,597,656,428.47	-	-	4,497,937,720.99	1,644,203,329.95	2,094,689,501.46	-	-	3,738,892,831.41	-	3,292,458,836.61
Environment/Sanitary Services	5021201000	9,198,591.62	10,287,504.32	-	-	19,486,095.94	2,968,744.37	6,551,599.38	-	-	9,520,343.75	-	7,249,957.16
Janitorial Services	5021202000	175,291,834.26	76,574,333.34	-	-	251,866,167.60	54,063,100.93	117,404,778.32	-	-	171,467,879.25	-	170,030,109.71
Security Services	5021203000	188,386,157.11	111,297,185.82	-	-	299,683,342.93	66,949,035.87	125,856,882.71	-	-	192,805,918.58	-	190,211,983.63
Other General Services	5021299000	107,312,196.91	93,790,775.42	-	-	201,102,972.33	55,017,635.09	91,782,787.32	-	-	146,800,422.41	-	59,888,949.10
Repairs and Maintenance-Investment Property	5021301000	-	2,810.50	-	-	2,810.50	-	1,832.50	-	-	1,832.50	-	-
Repairs and Maintenance-Land Improvements	5021302000	-	-	-	-	-	-	-	-	-	-	-	-
Other Land Improvements	5021302099	-	-	-	-	-	-	-	-	-	-	-	-
Repairs and Maintenance-Road Networks	5021303001	-	-	-	-	-	-	-	-	-	-	-	-
Repairs and Maintenance-Flood Control Systems	5021303002	-	-	-	-	-	-	-	-	-	-	-	-
Repairs and Maintenance-Sewer Systems	5021303003	-	4,030.00	-	-	4,030.00	-	4,030.00	-	-	4,030.00	-	500,000.00
Repairs and Maintenance-Water Supply Systems	5021303004	321,672.25	212,156.40	-	-	533,828.65	247,185.25	118,513.00	-	-	365,698.25	-	1,964,516.35
Repairs and Maintenance-Power Supply Systems	5021303005	167,451.30	352,484.43	-	-	519,935.73	65,581.30	105,086.43	-	-	170,667.73	-	2,278,608.27
Repairs and Maintenance-Communications Networks	5021303006	-	-	-	-	-	-	-	-	-	-	-	-
Repairs and Maintenance-Parks, Plazas and Monuments	5021303009	-	-	-	-	-	-	-	-	-	-	-	-
Repairs and Maintenance-Railway Systems	5021303010	-	-	-	-	-	-	-	-	-	-	-	-
Repairs and Maintenance-Other Infrastructure Assets	5021303099	-	35,000.00	-	-	35,000.00	-	-	-	-	-	-	694,000.00
Repairs and Maintenance-Buildings	5021304001	3,576,033.93	4,041,008.95	-	-	7,617,042.88	1,388,377.14	1,901,592.34	-	-	3,289,969.48	-	19,908,638.31
Repairs and Maintenance-School Buildings	5021304002	-	-	-	-	-	-	-	-	-	-	-	-

PARTICULARS	UACS CODE	TOTAL OBLIGATION					TOTAL DISBURSEMENT					BALANCES	
		1st Qtr ending March 31	2nd Qtr ending June 30	3rd Qtr ending Sept. 30	4th Qtr ending Dec. 31	TOTAL OBLIGATION	1st Qtr ending March 31	2nd Qtr ending June 30	3rd Qtr ending Sept. 30	4th Qtr ending Dec. 31	TOTAL	Unreleased Appropriation	Unobligated Allotment
Repairs and Maintenance-Hospitals and Health Centers	5021304003	2,392,462.22	6,249,623.27	-	-	8,642,085.49	1,289,100.60	3,784,039.43	-	-	5,073,140.03	-	28,970,747.50
Repairs and Maintenance-Hostels and Dormitories	5021304006	-	-	-	-	-	-	-	-	-	-	-	-
Repairs and Maintenance-Other Structures	5021304099	-	2,347,668.00	-	-	2,347,668.00	-	21,985.00	-	-	21,985.00	-	4,489,000.00
Repairs and Maintenance-Machinery	5021305001	483,603.00	1,164,277.68	-	-	1,647,880.68	453,363.00	231,456.68	-	-	684,819.68	-	4,024,251.40
Repairs and Maintenance-Office Equipment	5021305002	3,561,218.62	2,208,963.08	-	-	5,770,181.70	273,737.00	1,010,163.01	-	-	1,283,900.01	-	9,123,511.93
Repairs and Maintenance-ICT Equipment	5021305003	7,940,447.24	4,349,130.44	-	-	12,289,577.68	76,557.52	1,982,934.16	-	-	2,059,491.68	-	8,129,099.56
Repairs and Maintenance-Agricultural and Forestry Equipment	5021305004	-	-	-	-	-	-	-	-	-	-	-	-
Repairs and Maintenance-Marine and Fishery Equipment	5021305005	-	-	-	-	-	-	-	-	-	-	-	-
Repairs and Maintenance-Communications Equipment	5021305007	-	-	-	-	-	-	-	-	-	-	-	-
Repairs and Maintenance-Construction and Heavy Equipment	5021305008	-	-	-	-	-	-	-	-	-	-	-	1,320,000.00
Repairs and Maintenance-Disaster Response and Rescue Equipment	5021305009	-	-	-	-	-	-	-	-	-	-	-	-
Repairs and Maintenance-Military, Police and Security Equipment	5021305010	-	-	-	-	-	-	-	-	-	-	-	-
Repairs and Maintenance-Medical Equipment	5021305011	11,610,495.42	14,319,993.07	-	-	25,930,488.49	1,057,852.75	4,149,785.85	-	-	5,207,638.60	-	41,888,102.98
Repairs and Maintenance-Printing Equipment	5021305012	54,500.00	-	-	-	54,500.00	54,500.00	-	-	54,500.00	-	-	118,000.00
Repairs and Maintenance-Sports Equipment	5021305013	-	-	-	-	-	-	-	-	-	-	-	-
Repairs and Maintenance-Technical and Scientific Equipment	5021305014	100,800.00	285,000.00	-	-	385,800.00	-	100,800.00	-	-	100,800.00	-	-
Repairs and Maintenance-Other Equipment	5021305099	283,625.66	1,117,434.58	-	-	1,401,060.24	185,687.21	271,653.25	-	-	457,340.46	-	7,645,972.00
Repairs and Maintenance-Motor Vehicles	5021306001	7,965,511.38	9,464,231.39	-	-	17,429,742.77	2,999,156.69	6,670,068.14	-	-	9,669,224.83	-	29,802,089.23
Repairs and Maintenance-Trains	5021306002	-	-	-	-	-	-	-	-	-	-	-	-
Repairs and Maintenance-Aircrafts and Aircrafts Ground Equipment	5021306003	-	-	-	-	-	-	-	-	-	-	-	-
Repairs and Maintenance-Watercrafts	5021306004	-	600.00	-	-	600.00	-	600.00	-	-	600.00	-	-
Repairs and Maintenance-Other Transportation Equipment	5021306099	35,825.00	50,892.03	-	-	86,717.03	15,660.00	62,257.03	-	-	77,917.03	-	1,003,455.00
Repairs and Maintenance-Repairs and Maintenance-Furniture and Fixtures	5021307000	78,835.10	176,787.32	-	-	255,622.42	24,380.10	87,078.32	-	-	111,458.42	-	478,341.58
Repairs and Maintenance-Buildings and Other Structures	5021308001	44,981.25	35,199.00	-	-	80,180.25	-	35,199.00	-	-	35,199.00	-	1,182,000.00
Repairs and Maintenance-Machinery and Equipment	5021308002	23,800.00	152,285.40	-	-	176,085.40	-	144,085.40	-	-	144,085.40	-	193,504.60
Repairs and Maintenance-Transportation Equipment	5021308003	12,500.00	-	-	-	12,500.00	12,500.00	-	-	12,500.00	-	-	-
Repairs and Maintenance-ICT Machinery and Equipment	5021308004	-	-	-	-	-	-	-	-	-	-	-	17,868.00
Repairs and Maintenance-Other Leased Assets	5021308099	-	-	-	-	-	-	-	-	-	-	-	-
Repairs and Maintenance-Land	5021309001	-	-	-	-	-	-	-	-	-	-	-	-
Repairs and Maintenance-Buildings	5021309002	218,580.00	-	-	-	218,580.00	203,257.00	9,877.00	-	-	193,380.00	-	81,420.00
Repairs and Maintenance-Other Leased Assets Improvements	5021309099	-	-	-	-	-	-	-	-	-	-	-	-
RM- Semi-Expendable-Machinery	5021321001	-	-	-	-	-	-	-	-	-	-	-	-
RM- Semi-Expendable-Office Equipment	5021321002	80,828.60	29,659.00	-	-	110,487.60	16,550.00	20,169.60	-	-	36,719.60	-	446,000.00
RM- Semi-Expendable-Information and Communications Technology Equipment	5021321003	54,216.00	72,355.00	-	-	126,571.00	-	69,181.09	-	-	69,181.09	-	183,715.00
RM- Semi-Expendable-Agricultural and Forestry Equipment	5021321004	-	-	-	-	-	-	-	-	-	-	-	-
RM- Semi-Expendable-Marine and Fishery Equipment	5021321005	-	-	-	-	-	-	-	-	-	-	-	-
RM- Semi-Expendable-Communications Equipment	5021321007	-	129,779.20	-	-	129,779.20	-	118,825.00	-	-	118,825.00	-	100,000.00
RM- Semi-Expendable-Disaster Response and Rescue Equipment	5021321008	-	-	-	-	-	-	-	-	-	-	-	1,890,000.00
RM- Semi-Expendable-Military, Police and Security Equipment	5021321009	-	-	-	-	-	-	-	-	-	-	-	-
RM- Semi-Expendable-Medical Equipment	5021321010	91,732.00	311,100.00	-	-	402,832.00	-	25,000.00	-	-	25,000.00	-	756,500.00
RM- Semi-Expendable-Printing Equipment	5021321011	-	-	-	-	-	-	-	-	-	-	-	76,000.00
RM- Semi-Expendable-Sports Equipment	5021321012	-	-	-	-	-	-	-	-	-	-	-	-
RM- Semi-Expendable-Technical and Scientific Equipment	5021321013	-	-	-	-	-	-	-	-	-	-	-	-
RM- Semi-Expendable-Other Equipment	5021321099	571,056.00	32,706.00	-	-	603,762.00	38,331.00	107,569.00	-	-	145,900.00	-	96,900.00
RM- Semi-Expendable-Furniture and Fixture	5021322001	9,200.00	154,045.00	-	-	163,245.00	-	35,810.00	-	-	35,810.00	-	846,235.00
RM- Semi-Expendable-Books	5021322002	-	-	-	-	-	-	-	-	-	-	-	-
Repairs and Maintenance-Other Property, Plant and Equipment	5021399099	752,408.54	367,119.82	-	-	1,119,528.36	663,687.24	37,700.00	-	-	701,387.24	-	10,000.00
Subsidy to National Government Agencies	5021401000	-	126,097.60	-	-	126,097.60	-	-	-	-	-	-	-
Financial Assistance to National Government Agencies	5021402000	1,011,921,843.10	2,695,619,180.33	-	-	3,707,541,023.43	544,212,482.47	1,817,703,936.26	-	-	2,361,916,418.73	137,307,000.00	12,111,127,223.08
Financial Assistance to Local Government Units	5021403000	270,270,937.27	1,230,925,996.52	-	-	1,501,196,933.79	106,043,624.63	314,355,743.79	-	-	420,399,368.42	-	643,092,646.88
Subsidy Support to Operations of GOCCs	5021404001	330,971,742.53	466,065,913.92	-	-	797,037,656.45	8,756,466.48	171,772,426.67	-	-	180,528,893.15	-	48,165,015.74
Financial Assistance to Non-Government Organizations/POs	5021405000	500,000.00	500,000.00	-	-	1,000,000.00	500,000.00	500,000.00	-	-	1,000,000.00	-	25,402,000.00
Internal Revenue Allotment	5021406000	-	-	-	-	-	-	-	-	-	-	-	-
Subsidy to Regional Offices/Staff Bureaus	5021407000	500,000.00	-	-	-	500,000.00	500,000.00	-	-	500,000.00	-	-	776,382.08
Subsidy to Operating Units	5021408000	1,665,806.56	18,870,098.59	-	-	20,535,905.15	1,601,706.75	18,393,758.71	-	-	19,995,465.46	-	6,669,310.84
Subsidy to Other Funds	5021409000	40,400,000.00	70,222,769.48	-	-	110,622,769.48	40,400,000.00	70,511,890.08	-	-	110,911,890.08	-	-
Subsidies-Others	5021499000	300,987,367.60	587,029,634.05	-	-	888,017,001.65	139,874,318.06	351,684,128.63	-	-	491,558,446.69	-	4,423,782,083.36
Taxes, Duties and Licenses	5021501001	1,506,651.30	1,932,686.74	-	-	3,439,338.04	1,371,103.69	1,752,243.84	-	-	3,123,347.53	-	159,079,402.09
Tax Refund	5021501002	-	-	-	-	-	-	-	-	-	-	-	-
Fidelity Bond Premiums	5021502000	5,434,854.59	4,544,333.13	-	-	9,979,187.72	5,320,067.09	4,060,675.34	-	-	9,380,742.43	-	5,380,970.04
Insurance Expenses	5021503000	54,022,199.44	32,175,370.94	-	-	86,197,570.38	46,711,191.32	29,587,427.14	-	-	76,298,618.46	-	71,765,238.19
Labor and Wages	5021601000	25,089,511.96	2,538,078.92	-	-	27,627,590.88	8,769,005.02	13,926,842.68	-	-	22,695,847.70	-	10,781,501.82
Advertising, Promotional and Marketing Expenses	5029901000	56,773,680.14	14,836,458.98	-	-	71,610,139.12	443,111.20	3,033,259.71	-	-	3,476,370.91	-	126,250,486.65
Printing and Publication Expenses	5029902000	12,732,368.50	21,286,375.37	-	-	34,018,743.87	5,953,826.00	2,201,848.91	-	-	8,155,674.91	-	62,877,174.68
Representation Expenses	5029903000	9,445,323.75	33,096,656.23	-	-	42,541,979.98	2,405,403.38	13,069,929.24	-	-	15,475,332.62	-	134,860,813.81
Transportation and Delivery Expenses	5029904000	959,283,826.68	261,671,654.06	-	-	1,220,955,480.74	6,218,309.34	40,758,184.69	-	-	46,976,494.03	23,545,000.00	188,197,071.82
Rents-Buildings and Structures	5029905001	333,441,561.96	57,287,747.10	-	-	390,729,309.06	13,217,745.70	88,596,246.01	-	-	101,813,991.71	-	25,798,011.54

PARTICULARS	UACS CODE	TOTAL OBLIGATION					TOTAL DISBURSEMENT					BALANCES	
		1st Qtr ending March 31	2nd Qtr ending June 30	3rd Qtr ending Sept. 30	4th Qtr ending Dec. 31	TOTAL OBLIGATION	1st Qtr ending March 31	2nd Qtr ending June 30	3rd Qtr ending Sept. 30	4th Qtr ending Dec. 31	TOTAL	Unreleased Appropriation	Unobligated Allotment
Rents-Land	5029905002	-	-	-	-	-	-	-	-	-	-	-	180,000.00
Rents-Motor Vehicles	5029905003	8,136,487.21	10,223,358.88	-	-	18,359,846.09	1,608,160.71	7,381,510.20	-	-	8,989,670.91	-	18,019,796.91
Rents-Equipment	5029905004	15,729,632.56	24,743,529.08	-	-	40,473,161.64	10,176,533.93	16,255,851.28	-	-	26,432,385.21	-	52,681,130.76
Rents-Living Quarters	5029905005	1,553,685.00	73,250.00	-	-	1,480,435.00	106,510.00	1,129,925.00	-	-	1,236,435.00	-	32,625.00
Operating Lease	5029905006	48,201.20	-	-	-	48,201.20	-	-	-	-	-	-	1,822,798.80
Financial Lease	5029905007	-	-	-	-	-	-	-	-	-	-	-	-
Rents-ICT Machinery and Equipment	5029905008	206,472.00	138,700.00	-	-	345,172.00	16,000.00	16,000.00	-	-	-	-	507,000.00
Membership Dues and Contributions to Organizations	5029906000	196,249.00	143,898.40	-	-	340,147.40	180,580.00	159,567.40	-	-	340,147.40	-	359,420.00
Subscription Expenses - ICT Software Subscription	5029907001	13,395,911.38	32,036,198.23	-	-	45,432,109.61	98,634.29	16,006,475.68	-	-	16,105,109.97	-	715,000.00
Subscription Expenses - Data Center Service	5029907002	7,495.00	-	-	-	7,495.00	-	7,495.00	-	-	7,495.00	-	-
Subscription Expenses - Cloud Computing Service	5029907003	80,570.15	79,446.25	-	-	160,016.40	69,630.14	87,906.44	-	-	157,536.58	-	-
Subscription Expenses - Library and Other Reading Materials Subscription Expenses	5029907004	-	-	-	-	-	-	-	-	-	-	-	1,572,000.00
Subscription Expenses - Other Subscription Expenses	5029907099	1,850,798.98	2,200,690.95	-	-	4,051,489.93	378,023.20	1,150,398.40	-	-	1,528,421.60	-	17,526,093.37
Donations	5029908000	-	-	-	-	-	-	-	-	-	-	-	-
Litigation/Acquired Assets Expenses	5029909000	-	-	-	-	-	-	-	-	-	-	-	-
Loss on Guaranty	5029910000	-	-	-	-	-	-	-	-	-	-	-	-
Legal Defense Expense	5029921000	-	-	-	-	-	-	-	-	-	-	-	-
Bank Transaction Fee	5029922000	100.00	-	-	-	100.00	100.00	-	-	-	100.00	-	-
Website Maintenance	5029999001	905,200.00	1,700.00	-	-	906,900.00	192,375.00	117,825.00	-	-	310,200.00	-	450,000.00
Other Maintenance and Operating Expenses	5029999099	913,473,930.62	2,075,250,807.98	-	-	2,988,724,738.60	440,003,567.29	2,078,807,697.60	-	-	2,518,811,264.89	343,620,000.00	1,819,471,709.48
tal Outlay		3,264,655,257.83	5,869,612,530.84	-	-	9,134,267,788.67	201,338,195.91	1,134,058,122.60	-	-	1,335,396,318.51	-	17,822,379,211.33
Investment Property-Land	5060301001	-	-	-	-	-	-	-	-	-	-	-	-
Investment Property-Buildings	5060301002	-	-	-	-	-	-	-	-	-	-	-	-
Land	5060401001	-	41,869,158.88	-	-	41,869,158.88	-	40,000,000.00	-	-	40,000,000.00	-	-
Aquaculture Structures	5060402001	-	-	-	-	-	-	-	-	-	-	-	-
Reforestation Projects	5060402002	-	-	-	-	-	-	-	-	-	-	-	-
Other Land Improvements	5060402099	-	9,999,482.87	-	-	9,999,482.87	-	-	-	-	-	-	517.13
Road Networks	5060403001	-	-	-	-	-	-	-	-	-	-	-	-
Flood Control Systems	5060403002	-	-	-	-	-	-	-	-	-	-	-	-
Sewer Systems	5060403003	-	-	-	-	-	-	-	-	-	-	-	-
Water Supply Systems	5060403004	-	-	-	-	-	-	-	-	-	-	-	-
Power Supply Systems	5060403005	-	1,731,630.00	-	-	1,731,630.00	-	-	-	-	-	-	1,470,000.00
Communications Networks	5060403006	-	24,654,953.35	-	-	24,654,953.35	-	-	-	-	-	-	-
Seaport Systems	5060403007	-	-	-	-	-	-	-	-	-	-	-	-
Airport Systems	5060403008	-	-	-	-	-	-	-	-	-	-	-	-
Parks, Plazas and Monuments	5060403009	-	-	-	-	-	-	-	-	-	-	-	-
Other Infrastructure Assets	5060403099	-	-	-	-	-	-	-	-	-	-	-	50,000,000.00
Buildings	5060404001	14,991,667.82	-	-	-	14,991,667.82	-	5,246,623.06	-	-	5,246,623.06	-	512,516,961.74
School Buildings	5060404002	-	-	-	-	-	-	-	-	-	-	-	-
Hospitals and Health Centers	5060404003	2,205,037,919.96	3,529,760,940.46	-	-	5,734,798,860.42	198,127,739.94	792,162,118.28	-	-	990,289,858.22	-	8,994,699,107.30
Hostels and Dormitories	5060404006	-	208,279,888.87	-	-	208,279,888.87	-	31,241,983.33	-	-	31,241,983.33	-	21,720,111.13
Other Structures	5060404099	-	12,512,808.22	-	-	12,512,808.22	-	-	-	-	-	-	198,345,046.65
Machinery	5060405001	-	-	-	-	-	-	-	-	-	-	-	-
Office Equipment	5060405002	2,095,750.00	773,998.00	-	-	2,869,748.00	-	-	-	-	-	-	45,789.00
Information and Communications Technology Equipment	5060405003	327,600.00	142,313,606.35	-	-	142,641,206.35	187,200.00	117,528,093.00	-	-	117,715,293.00	-	221,638,765.65
Agricultural and Forestry Equipment	5060405004	-	-	-	-	-	-	-	-	-	-	-	-
Marine and Fishery Equipment	5060405005	-	-	-	-	-	-	-	-	-	-	-	-
Airport Equipment	5060405006	-	-	-	-	-	-	-	-	-	-	-	-
Communications Equipment	5060405007	-	-	-	-	-	-	-	-	-	-	-	-
Construction and Heavy Equipment	5060405008	-	-	-	-	-	-	-	-	-	-	-	-
Disaster Response and Rescue Equipment	5060405009	-	-	-	-	-	-	-	-	-	-	-	-
Medical Equipment	5060405011	720,186,710.05	1,638,159,063.84	-	-	2,358,345,773.89	767,115.97	108,207,304.93	-	-	108,974,420.90	-	6,911,852,722.73
Printing Equipment	5060405012	-	-	-	-	-	-	-	-	-	-	-	-
Sports Equipment	5060405013	-	-	-	-	-	-	-	-	-	-	-	-
Technical and Scientific Equipment	5060405014	-	-	-	-	-	-	-	-	-	-	-	-
ICT Software	5060405015	-	24,340,000.00	-	-	24,340,000.00	-	-	-	-	-	-	12,781,800.00
Other Machinery and Equipment	5060405099	-	-	-	-	-	-	-	-	-	-	-	27,000,000.00
Motor Vehicles	5060406001	322,015,610.00	235,073,000.00	-	-	557,088,610.00	2,256,140.00	39,672,000.00	-	-	41,928,140.00	-	807,259,390.00
Trains	5060406002	-	-	-	-	-	-	-	-	-	-	-	-
Aircrafts and Aircrafts Ground Equipment	5060406003	-	-	-	-	-	-	-	-	-	-	-	-
Watercrafts	5060406004	-	-	-	-	-	-	-	-	-	-	-	-
Other Transportation Equipment	5060406099	-	-	-	-	-	-	-	-	-	-	-	20,800,000.00
Furniture and Fixtures	5060407001	-	144,000.00	-	-	144,000.00	-	-	-	-	-	-	39,164,000.00
Books	5060407002	-	-	-	-	-	-	-	-	-	-	-	-
Historical Buildings	5060408001	-	-	-	-	-	-	-	-	-	-	-	-
Works of Arts and Archeological Specimens	5060408002	-	-	-	-	-	-	-	-	-	-	-	-

PARTICULARS	UACS CODE	TOTAL OBLIGATION					TOTAL DISBURSEMENT					BALANCES	
		1st Qtr ending March 31	2nd Qtr ending June 30	3rd Qtr ending Sept. 30	4th Qtr ending Dec. 31	TOTAL OBLIGATION	1st Qtr ending March 31	2nd Qtr ending June 30	3rd Qtr ending Sept. 30	4th Qtr ending Dec. 31	TOTAL	Unreleased Appropriation	Unobligated Allotment
Other Heritage Assets	5060408099	-	-	-	-	-	-	-	-	-	-	-	-
Work/Zoo Animals	5060409001	-	-	-	-	-	-	-	-	-	-	-	-
Other Property, Plant and Equipment	5060409099	-	-	-	-	-	-	-	-	-	-	-	3,085,000.00
Patents/Copyrights	5060601000	-	-	-	-	-	-	-	-	-	-	-	-
Computer Software	5060602000	-	-	-	-	-	-	-	-	-	-	-	-
Other Intangible Assets	5060699000	-	-	-	-	-	-	-	-	-	-	-	-
TOMATIC APPROPRIATION		992,136,066.32	1,699,716,361.41	-	-	2,691,852,427.73	855,036,722.85	1,531,644,258.66	-	-	2,386,680,981.51	29,420,000.00	3,061,573,021.27
Retirement and Life Insurance Premium		902,601,624.17	1,480,607,784.69	-	-	2,383,209,408.86	776,065,639.03	1,416,846,528.29	-	-	2,192,912,167.32	-	2,533,458,931.14
Personnel Services		902,601,624.17	1,480,607,784.69	-	-	2,383,209,408.86	776,065,639.03	1,416,846,528.29	-	-	2,192,912,167.32	-	2,533,458,931.14
Retirement and Life Insurance Premiums	5010301000	902,601,624.17	1,480,607,784.69	-	-	2,383,209,408.86	776,065,639.03	1,416,846,528.29	-	-	2,192,912,167.32	-	2,533,458,931.14
Custom and Duties and Taxes		-	92,633,314.13	-	-	92,633,314.13	-	-	-	-	-	-	0.87
Maintenance and Other Operating Expenses		-	92,633,314.13	-	-	92,633,314.13	-	-	-	-	-	-	0.87
Taxes, Duties and Licenses	5021501001	-	92,633,314.13	-	-	92,633,314.13	-	-	-	-	-	-	0.87
Franchise Tax		-	-	-	-	-	-	-	-	-	-	29,420,000.00	-
Maintenance and Other Operating Expenses		-	-	-	-	-	-	-	-	-	-	29,420,000.00	-
Donations	5029908000	-	-	-	-	-	-	-	-	-	-	29,420,000.00	-
Regulation of Health Establishments and Products		51,988,251.10	68,697,189.46	-	-	120,685,440.56	47,618,554.85	59,842,221.01	-	-	107,460,775.86	-	465,552,559.44
Maintenance and Other Operating Expenses		51,988,251.10	68,697,189.46	-	-	120,685,440.56	47,618,554.85	59,842,221.01	-	-	107,460,775.86	-	424,982,559.44
Traveling Expenses-Local	5020101000	2,090,149.81	7,628,053.61	-	-	9,718,203.42	1,980,169.16	7,223,487.69	-	-	9,203,656.85	-	15,281,796.58
Traveling Expenses-Foreign	5020102000	-	-	-	-	-	-	-	-	-	-	-	8,005,000.00
ICT Training Expenses	5020201001	-	-	-	-	-	-	-	-	-	-	-	-
Training Expenses	5020201002	206,632.80	1,504,757.15	-	-	1,711,389.95	146,836.41	1,248,898.13	-	-	1,395,734.54	-	12,019,610.05
Scholarship Grants/Expenses	5020202000	-	21,508.00	-	-	21,508.00	-	-	-	-	-	-	378,492.00
Office Supplies Expenses	5020301000	2,388,595.13	1,008,208.85	-	-	3,396,803.98	2,384,439.63	879,611.30	-	-	3,264,050.93	-	4,103,196.02
ICT Office Supplies Expenses	5020301001	-	-	-	-	-	-	-	-	-	-	-	-
Office Supplies Expenses	5020301002	-	-	-	-	-	-	-	-	-	-	-	-
Accountable Forms Expenses	5020302000	907,000.00	860,000.00	-	-	1,767,000.00	-	47,000.00	-	-	47,000.00	-	148,000.00
Non-Accountable Forms Expenses	5020303000	-	-	-	-	-	-	-	-	-	-	-	-
Animal/Zoological Supplies Expenses	5020304000	-	-	-	-	-	-	-	-	-	-	-	-
Food Supplies Expenses	5020305000	-	-	-	-	-	-	-	-	-	-	-	-
Welfare Goods Expenses	5020306000	-	-	-	-	-	-	-	-	-	-	-	-
Drugs and Medicines Expenses	5020307000	-	-	-	-	-	-	-	-	-	-	-	-
Medical, Dental and Laboratory Supplies Expenses	5020308000	108,776.05	1,905,108.60	-	-	2,013,884.65	65,172.24	344,251.56	-	-	409,423.80	-	51,728,115.35
Fuel, Oil and Lubricants Expenses	5020309000	1,331,055.44	1,685,902.58	-	-	3,016,958.02	1,245,526.90	1,637,270.91	-	-	2,882,797.81	-	683,041.98
Agricultural and Marine Supplies Expenses	5020310000	-	-	-	-	-	-	-	-	-	-	-	-
Textbooks and Instructional Materials Expenses	5020311001	-	-	-	-	-	-	-	-	-	-	-	-
Chemical and Filtering Supplies Expenses	5020313000	-	-	-	-	-	-	-	-	-	-	-	-
Semi-Expendable Machinery	5020321001	-	-	-	-	-	-	-	-	-	-	-	-
Semi-Expendable-Office Equipment	5020321002	40,587.00	10,550.00	-	-	51,137.00	8,139.00	42,998.00	-	-	51,137.00	-	48,863.00
Semi-Expendable-Information and Communications Technology Equipment	5020321003	18,809.25	334,590.00	-	-	353,399.25	18,809.25	203,477.76	-	-	222,287.01	-	146,600.75
Semi-Expendable-Agricultural and Forestry Equipment	5020321004	-	-	-	-	-	-	-	-	-	-	-	-
Semi-Expendable-Marine and Fishery Equipment	5020321005	-	-	-	-	-	-	-	-	-	-	-	-
Semi-Expendable-Airport Equipment	5020321006	-	-	-	-	-	-	-	-	-	-	-	-
Semi-Expendable-Communications Equipment	5020321007	-	-	-	-	-	-	-	-	-	-	-	-
Semi-Expendable-Disaster Response and Rescue Equipment	5020321008	-	-	-	-	-	-	-	-	-	-	-	-
Semi-Expendable-Military, Police and Security Equipment	5020321009	-	-	-	-	-	-	-	-	-	-	-	-
Semi-Expendable-Medical Equipment	5020321010	-	-	-	-	-	-	-	-	-	-	-	-
Semi-Expendable-Printing Equipment	5020321011	-	-	-	-	-	-	-	-	-	-	-	-
Semi-Expendable-Sports Equipment	5020321012	-	-	-	-	-	-	-	-	-	-	-	-
Semi-Expendable-Technical and Scientific Equipment	5020321013	-	-	-	-	-	-	-	-	-	-	-	-
Semi-Expendable-Other Equipment	5020321099	-	-	-	-	-	-	-	-	-	-	-	-
Semi-Expendable-Semi-Expendable Furniture, Fixtures and Books Expenses	5020322000	-	-	-	-	-	-	-	-	-	-	-	-
Semi-Expendable-Furniture and Fixtures	5020322001	19,316.00	569,565.00	-	-	588,881.00	-	405,658.85	-	-	405,658.85	-	11,119.00
Semi-Expendable-Books	5020322002	-	-	-	-	-	-	-	-	-	-	-	-
Other Supplies and Materials Expenses	5020399000	254,777.98	604,766.16	-	-	859,544.14	140,537.98	160,039.75	-	-	300,577.73	-	22,240,455.86
Water Expenses	5020401000	438,157.03	508,177.93	-	-	946,334.96	426,772.62	490,726.29	-	-	917,498.91	-	2,053,665.04
Electricity Expenses	5020402000	3,731,224.41	5,094,284.99	-	-	8,825,509.40	3,332,649.04	4,153,839.93	-	-	7,486,488.97	-	6,013,490.60
Gas/Heating Expenses	5020403000	-	-	-	-	-	-	-	-	-	-	-	-
Postage and Courier Expenses	5020501000	168,257.82	197,167.73	-	-	365,425.55	153,904.82	185,791.73	-	-	339,696.55	-	3,234,574.45
Mobile	5020502001	916,433.00	963,860.00	-	-	1,880,293.00	912,233.00	960,590.00	-	-	1,872,823.00	-	4,389,707.00
Landline	5020502002	733,198.31	724,361.37	-	-	1,457,559.68	721,764.68	495,667.21	-	-	1,217,431.89	-	3,412,440.32
Internet Subscription Expenses	5020503000	1,019,090.66	945,783.77	-	-	1,964,874.43	985,338.11	729,321.88	-	-	1,714,659.99	-	66,191,125.57
Cable, Satellite, Telegraph and Radio Expenses	5020504000	3,100.00	5,100.00	-	-	8,200.00	3,100.00	5,100.00	-	-	8,200.00	-	118,800.00

PARTICULARS	UACS CODE	TOTAL OBLIGATION					TOTAL DISBURSEMENT					BALANCES	
		1st Qtr ending March 31	2nd Qtr ending June 30	3rd Qtr ending Sept. 30	4th Qtr ending Dec. 31	TOTAL OBLIGATION	1st Qtr ending March 31	2nd Qtr ending June 30	3rd Qtr ending Sept. 30	4th Qtr ending Dec. 31	TOTAL	Unreleased Appropriation	Unobligated Allotment
Awards/Rewards Expenses	5020601001	-	-	-	-	-	-	-	-	-	-	-	-
Rewards and incentives	5020601002	-	-	-	-	-	-	-	-	-	-	-	500,000.00
Prizes	5020602000	-	-	-	-	-	-	-	-	-	-	-	-
ICT Survey Expenses	5020701001	-	-	-	-	-	-	-	-	-	-	-	-
Survey Expenses	5020701002	-	-	-	-	-	-	-	-	-	-	-	-
ICT Research, Exploration and Development Expenses	5020702001	-	-	-	-	-	-	-	-	-	-	-	300,000.00
Research, Exploration and Development Expenses	5020702002	-	-	-	-	-	-	-	-	-	-	-	300,000.00
Confidential Expenses	5021001000	-	-	-	-	-	-	-	-	-	-	-	-
Intelligence Expenses	5021002000	-	-	-	-	-	-	-	-	-	-	-	-
Extraordinary and Miscellaneous Expenses	5021003000	351,096.00	435,000.00	-	-	786,096.00	301,764.00	439,920.00	-	-	741,684.00	-	1,063,904.00
Legal Services	5021101000	2,930.00	209,114.00	-	-	212,044.00	2,930.00	209,114.00	-	-	212,044.00	-	572,956.00
Auditing Services	5021102000	56,146.30	63,217.50	-	-	119,363.80	56,146.30	-	-	56,146.30	-	-	180,636.20
ICT Consultancy Services	5021103001	-	-	-	-	-	-	-	-	-	-	-	-
Consultancy Services	5021103002	120,000.00	360,000.00	-	-	480,000.00	106,800.00	360,000.00	-	-	466,800.00	-	25,831,000.00
Other Professional Services	5021199000	22,835,823.58	27,728,030.92	-	-	50,563,854.50	22,190,248.67	26,812,655.04	-	-	49,002,903.71	-	50,962,145.50
Environment/Sanitary Services	5021201000	-	133,886.40	-	-	133,886.40	-	500.00	-	-	500.00	-	116,113.60
Janitorial Services	5021202000	1,848,230.72	2,164,283.69	-	-	4,012,514.41	1,388,404.97	2,580,698.25	-	-	3,969,103.22	-	13,607,485.59
Security Services	5021203000	2,622,123.98	3,805,135.36	-	-	6,427,259.34	2,184,008.51	4,141,911.77	-	-	6,325,920.28	-	9,572,740.66
Other General Services	5021299000	-	41,000.00	-	-	41,000.00	-	41,000.00	-	-	41,000.00	-	59,000.00
Repairs and Maintenance-Investment Property	5021301000	-	-	-	-	-	-	-	-	-	-	-	-
Repairs and Maintenance-Land Improvements	5021302000	-	-	-	-	-	-	-	-	-	-	-	-
Other Land Improvements	5021302099	-	-	-	-	-	-	-	-	-	-	-	-
Repairs and Maintenance-Road Networks	5021303001	-	-	-	-	-	-	-	-	-	-	-	-
Repairs and Maintenance-Flood Control Systems	5021303002	-	-	-	-	-	-	-	-	-	-	-	-
Repairs and Maintenance-Sewer Systems	5021303003	-	-	-	-	-	-	-	-	-	-	-	-
Repairs and Maintenance-Water Supply Systems	5021303004	-	-	-	-	-	-	-	-	-	-	-	-
Repairs and Maintenance-Power Supply Systems	5021303005	-	-	-	-	-	-	-	-	-	-	-	-
Repairs and Maintenance-Communications Networks	5021303006	-	-	-	-	-	-	-	-	-	-	-	-
Repairs and Maintenance-Parks, Plazas and Monuments	5021303009	-	-	-	-	-	-	-	-	-	-	-	-
Repairs and Maintenance-Railway Systems	5021303010	-	-	-	-	-	-	-	-	-	-	-	-
Repairs and Maintenance-Other Infrastructure Assets	5021303099	-	-	-	-	-	-	-	-	-	-	-	-
Repairs and Maintenance-Buildings	5021304001	36,659.75	21,927.50	-	-	58,587.25	36,659.75	21,927.50	-	-	58,587.25	-	41,412.75
Repairs and Maintenance-School Buildings	5021304002	-	-	-	-	-	-	-	-	-	-	-	-
Repairs and Maintenance-Hospitals and Health Centers	5021304003	-	-	-	-	-	-	-	-	-	-	-	-
Repairs and Maintenance-Hostels and Dormitories	5021304006	-	-	-	-	-	-	-	-	-	-	-	-
Repairs and Maintenance-Other Structures	5021304099	-	-	-	-	-	-	-	-	-	-	-	-
Repairs and Maintenance-Machinery	5021305001	-	-	-	-	-	-	-	-	-	-	-	-
Repairs and Maintenance-Office Equipment	5021305002	7,766.00	313,830.00	-	-	321,596.00	7,766.00	11,590.00	-	-	19,356.00	-	178,404.00
Repairs and Maintenance-ICT Equipment	5021305003	7,006.80	4,480.00	-	-	11,486.80	7,006.80	4,480.00	-	-	11,486.80	-	38,513.20
Repairs and Maintenance-Agricultural and Forestry Equipment	5021305004	-	-	-	-	-	-	-	-	-	-	-	-
Repairs and Maintenance-Marine and Fishery Equipment	5021305005	-	-	-	-	-	-	-	-	-	-	-	-
Repairs and Maintenance-Communications Equipment	5021305007	-	-	-	-	-	-	-	-	-	-	-	-
Repairs and Maintenance-Construction and Heavy Equipment	5021305008	-	-	-	-	-	-	-	-	-	-	-	-
Repairs and Maintenance-Disaster Response and Rescue Equipment	5021305009	-	-	-	-	-	-	-	-	-	-	-	-
Repairs and Maintenance-Military, Police and Security Equipment	5021305010	-	-	-	-	-	-	-	-	-	-	-	-
Repairs and Maintenance-Medical Equipment	5021305011	-	200.00	-	-	200.00	-	200.00	-	-	200.00	-	800.00
Repairs and Maintenance-Printing Equipment	5021305012	-	-	-	-	-	-	-	-	-	-	-	-
Repairs and Maintenance-Sports Equipment	5021305013	-	-	-	-	-	-	-	-	-	-	-	-
Repairs and Maintenance-Technical and Scientific Equipment	5021305014	-	189,350.00	-	-	189,350.00	-	15,900.00	-	-	15,900.00	-	10,650.00
Repairs and Maintenance-Other Equipment	5021305099	-	-	-	-	-	-	-	-	-	-	-	-
Repairs and Maintenance-Motor Vehicles	5021306001	469,718.54	1,829,845.99	-	-	2,319,564.53	328,664.83	1,794,186.23	-	-	2,122,851.06	-	680,435.47
RM- Semi-Expendable-Furniture and Fixture	5021322001	5,729.00	18,341.00	-	-	24,070.00	5,729.00	14,321.00	-	-	20,050.00	-	25,930.00
RM- Semi-Expendable-Books	5021322002	-	-	-	-	-	-	-	-	-	-	-	-
Repairs and Maintenance-Other Property, Plant and Equipment	5021399099	-	12,890.00	-	-	12,890.00	-	12,890.00	-	-	12,890.00	-	37,110.00
Subsidy to National Government Agencies	5021401000	-	-	-	-	-	-	-	-	-	-	-	-
Financial Assistance to National Government Agencies	5021402000	-	-	-	-	-	-	-	-	-	-	-	-
Financial Assistance to Local Government Units	5021403000	-	-	-	-	-	-	-	-	-	-	-	-
Subsidy Support to Operations of GOCCs	5021404001	-	-	-	-	-	-	-	-	-	-	-	-
Financial Assistance to Non-Government Organizations/POs	5021405000	-	-	-	-	-	-	-	-	-	-	-	-
Internal Revenue Allotment	5021406000	-	-	-	-	-	-	-	-	-	-	-	-
Subsidy to Regional Offices/Staff Bureaus	5021407000	-	-	-	-	-	-	-	-	-	-	-	-
Subsidy to Operating Units	5021408000	-	-	-	-	-	-	-	-	-	-	-	-
Subsidy to Other Funds	5021409000	-	-	-	-	-	-	-	-	-	-	-	-
Subsidies-Others	5021499000	-	-	-	-	-	-	-	-	-	-	-	-
Taxes, Duties and Licenses	5021501001	34,255.33	406,964.38	-	-	441,219.71	23,874.36	402,341.48	-	-	426,215.84	-	52,780.29
Tax Refund	5021501002	-	-	-	-	-	-	-	-	-	-	-	-
Fidelity Bond Premiums	5021502000	100,788.13	2,941.38	-	-	103,729.51	100,688.13	2,941.38	-	-	103,629.51	-	161,270.49

PARTICULARS	UACS CODE	TOTAL OBLIGATION					TOTAL DISBURSEMENT					BALANCES	
		1st Qtr ending March 31	2nd Qtr ending June 30	3rd Qtr ending Sept. 30	4th Qtr ending Dec. 31	TOTAL OBLIGATION	1st Qtr ending March 31	2nd Qtr ending June 30	3rd Qtr ending Sept. 30	4th Qtr ending Dec. 31	TOTAL	Unreleased Appropriation	Unobligated Allotment
Insurance Expenses	5021503000	4,909,783.59	91,491.62	-	-	5,001,275.21	4,909,517.33	79,678.79	-	-	4,989,196.12	-	415,724.79
Labor and Wages	5021601000	-	-	-	-	-	-	-	-	-	-	-	-
Advertising, Promotional and Marketing Expenses	5029901000	232,327.20	93,139.20	-	-	325,466.40	217,806.75	103,396.65	-	-	321,203.40	-	7,708,533.60
Printing and Publication Expenses	5029902000	-	-	-	-	-	-	-	-	-	-	-	1,000,000.00
Representation Expenses	5029903000	-	70,460.00	-	-	70,460.00	-	66,192.00	-	-	66,192.00	-	2,533,540.00
Transportation and Delivery Expenses	5029904000	-	3,262.50	-	-	3,262.50	-	3,262.50	-	-	3,262.50	-	6,737.50
Rents-Buildings and Structures	5029905001	2,507,873.62	3,366,022.70	-	-	5,873,896.32	1,833,100.50	2,779,878.10	-	-	4,612,978.60	-	40,484,103.68
Rents-Land	5029905002	-	-	-	-	-	-	-	-	-	-	-	-
Rents-Motor Vehicles	5029905003	-	-	-	-	-	-	-	-	-	-	-	-
Rents-Equipment	5029905004	618,269.34	1,162,377.74	-	-	1,780,647.08	617,180.34	-	-	617,180.34	-	219,352.92	
Rents-Living Quarters	5029905005	-	-	-	-	-	-	-	-	-	-	-	-
Operating Lease	5029905006	-	-	-	-	-	-	-	-	-	-	-	-
Financial Lease	5029905007	-	-	-	-	-	-	-	-	-	-	-	-
Rents-ICT Machinery and Equipment	5029905008	-	-	-	-	-	-	-	-	-	-	-	-
Membership Dues and Contributions to Organizations	5029906000	-	-	-	-	-	-	-	-	-	-	-	-
Subscription Expenses - ICT Software Subscription	5029907001	-	-	-	-	-	-	-	-	-	-	-	-
Subscription Expenses - Data Center Service	5029907002	-	-	-	-	-	-	-	-	-	-	-	-
Subscription Expenses - Cloud Computing Service	5029907003	-	-	-	-	-	-	-	-	-	-	-	-
Subscription Expenses - Library and Other Reading Materials Subscription Expenses	5029907004	-	-	-	-	-	-	-	-	-	-	-	-
Subscription Expenses - Other Subscription Expenses	5029907099	395,604.82	26,702.71	-	-	422,307.53	392,686.03	26,929.55	-	-	419,615.58	-	66,615,692.47
Donations	5029908000	-	-	-	-	-	-	-	-	-	-	-	-
Litigation/Acquired Assets Expenses	5029909000	-	-	-	-	-	-	-	-	-	-	-	-
Loss on Guaranty	5029910000	-	-	-	-	-	-	-	-	-	-	-	-
Legal Defense Expense	5029921000	-	-	-	-	-	-	-	-	-	-	-	-
Bank Transaction Fee	5029922000	-	-	-	-	-	-	-	-	-	-	-	-
Website Maintenance	5029999001	-	-	-	-	-	-	-	-	-	-	-	-
Other Maintenance and Operating Expenses	5029999099	430,957.71	1,571,549.13	-	-	2,002,506.84	382,179.74	702,575.78	-	-	1,084,755.52	-	1,497,493.16
Total Outlay													
Buildings	5060404001	-	-	-	-	-	-	-	-	-	-	-	40,570,000.00
													40,570,000.00
Provision of Quarantine Services and International Health Surveillance		32,874,370.65	53,309,100.93	-	-	86,183,471.58	31,352,528.97	45,814,716.76	-	-	77,167,245.73	-	62,561,528.42
Maintenance and Other Operating Expenses		32,874,370.65	52,631,020.93	-	-	85,505,391.58	31,352,528.97	45,136,636.76	-	-	76,489,165.73	-	33,276,698.42
Traveling Expenses-Local	5020101000	255,887.20	1,216,525.40	-	-	1,472,412.60	167,929.20	966,446.26	-	-	1,134,375.46	-	27,587.40
Traveling Expenses-Foreign	5020102000	-	-	-	-	-	-	-	-	-	-	-	350,000.00
ICT Training Expenses	5020201001	-	-	-	-	-	-	-	-	-	-	-	-
Training Expenses	5020201002	64,215.00	866,681.25	-	-	930,896.25	64,215.00	42,381.25	-	-	106,596.25	-	770,103.75
Scholarship Grants/Expenses	5020202000	-	-	-	-	-	-	-	-	-	-	-	-
Office Supplies Expenses	5020301000	-	-	-	-	-	-	-	-	-	-	-	-
ICT Office Supplies Expenses	5020301001	-	-	-	-	-	-	-	-	-	-	-	-
Office Supplies Expenses	5020301002	120,259.70	200,191.30	-	-	320,451.00	80,879.20	234,666.05	-	-	315,545.25	-	1,179,549.00
Accountable Forms Expenses	5020302000	-	800.00	-	-	800.00	-	800.00	-	-	800.00	-	499,200.00
Non-Accountable Forms Expenses	5020303000	-	-	-	-	-	-	-	-	-	-	-	-
Animal/Zoological Supplies Expenses	5020304000	-	-	-	-	-	-	-	-	-	-	-	-
Food Supplies Expenses	5020305000	-	-	-	-	-	-	-	-	-	-	-	-
Welfare Goods Expenses	5020306000	-	-	-	-	-	-	-	-	-	-	-	-
Drugs and Medicines Expenses	5020307000	1,651.50	-	-	-	1,651.50	1,601.50	50.00	-	-	1,651.50	-	3,498,348.50
Medical, Dental and Laboratory Supplies Expenses	5020308000	110,056.30	250,504.30	-	-	360,560.60	107,700.80	184,857.30	-	-	292,558.10	-	139,439.40
Fuel, Oil and Lubricants Expenses	5020309000	439,927.02	1,211,848.32	-	-	1,651,775.34	338,775.11	1,025,059.05	-	-	1,363,834.16	-	248,224.66
Agricultural and Marine Supplies Expenses	5020310000	-	-	-	-	-	-	-	-	-	-	-	-
Textbooks and Instructional Materials Expenses	5020311001	-	-	-	-	-	-	-	-	-	-	-	-
Chemical and Filtering Supplies Expenses	5020313000	-	-	-	-	-	-	-	-	-	-	-	-
Semi-Expendable Machinery	5020321001	5,299.00	1,198.00	-	-	6,497.00	5,299.00	-	-	5,299.00	-	3,503.00	
Semi-Expendable-Office Equipment	5020321002	6,000.00	16,489.10	-	-	22,489.10	6,000.00	16,489.10	-	-	22,489.10	-	2,510.90
Semi-Expendable-Information and Communications Technology Equipment	5020321003	100,544.00	38,892.00	-	-	139,436.00	52,560.00	86,876.00	-	-	139,436.00	-	10,564.00
Semi-Expendable-Agricultural and Forestry Equipment	5020321004	-	-	-	-	-	-	-	-	-	-	-	-
Semi-Expendable-Marine and Fishery Equipment	5020321005	-	-	-	-	-	-	-	-	-	-	-	-
Semi-Expendable-Airport Equipment	5020321006	-	-	-	-	-	-	-	-	-	-	-	-
Semi-Expendable-Communications Equipment	5020321007	-	-	-	-	-	-	-	-	-	-	-	200,000.00
Semi-Expendable-Disaster Response and Rescue Equipment	5020321008	-	-	-	-	-	-	-	-	-	-	-	20,000.00
Semi-Expendable-Military, Police and Security Equipment	5020321009	-	-	-	-	-	-	-	-	-	-	-	-
Semi-Expendable-Medical Equipment	5020321010	1,800.00	2,100.00	-	-	3,900.00	1,800.00	2,100.00	-	-	3,900.00	-	171,100.00
Semi-Expendable-Printing Equipment	5020321011	-	-	-	-	-	-	-	-	-	-	-	-
Semi-Expendable-Sports Equipment	5020321012	-	-	-	-	-	-	-	-	-	-	-	-
Semi-Expendable-Technical and Scientific Equipment	5020321013	-	-	-	-	-	-	-	-	-	-	-	-
Semi-Expendable-Other Equipment	5020321099	-	20,198.50	-	-	20,198.50	-	9,049.00	-	-	9,049.00	-	1,801.50
Semi-Expendable-Semi-Expendable Furniture, Fixtures and Books Expenses	5020322000	-	-	-	-	-	-	-	-	-	-	-	-

PARTICULARS	UACS CODE	TOTAL OBLIGATION					TOTAL DISBURSEMENT					BALANCES	
		1st Qtr ending March 31	2nd Qtr ending June 30	3rd Qtr ending Sept. 30	4th Qtr ending Dec. 31	TOTAL OBLIGATION	1st Qtr ending March 31	2nd Qtr ending June 30	3rd Qtr ending Sept. 30	4th Qtr ending Dec. 31	TOTAL	Unreleased Appropriation	Unobligated Allotment
Semi-Expendable-Furniture and Fixtures	5020322001	37,050.00	359,000.00	-	-	396,050.00	37,050.00	-	-	-	37,050.00	-	3,950.00
Semi-Expendable-Books	5020322002	-	-	-	-	-	-	-	-	-	-	-	-
Other Supplies and Materials Expenses	5020399000	308,954.21	778,841.41	-	-	1,087,795.62	294,307.71	340,949.81	-	-	635,257.52	-	671,204.38
Water Expenses	5020401000	128,435.81	295,716.53	-	-	424,152.34	118,456.59	305,363.95	-	-	423,820.54	-	1,619,847.66
Electricity Expenses	5020402000	1,668,757.52	2,425,379.73	-	-	4,094,137.25	1,614,888.44	2,400,094.83	-	-	4,014,983.27	-	405,862.75
Gas/Heating Expenses	5020403000	-	-	-	-	-	-	-	-	-	-	-	-
Postage and Courier Expenses	5020501000	41,851.00	37,051.50	-	-	78,902.50	40,514.00	36,806.50	-	-	77,320.50	-	11,097.50
Mobile	5020502001	515,127.00	508,598.00	-	-	1,023,725.00	515,127.00	339,398.00	-	-	854,525.00	-	476,275.00
Landline	5020502002	64,900.84	66,230.97	-	-	131,131.81	62,834.84	59,807.52	-	-	122,642.36	-	368,868.19
Internet Subscription Expenses	5020503000	875,820.06	901,854.80	-	-	1,777,674.86	870,136.80	898,503.27	-	-	1,768,640.07	-	422,325.14
Cable, Satellite, Telegraph and Radio Expenses	5020504000	43,622.00	13,567.00	-	-	57,189.00	43,088.19	13,160.81	-	-	56,249.00	-	6,811.00
Awards/Rewards Expenses	5020601001	-	-	-	-	-	-	-	-	-	-	-	-
Rewards and Incentives	5020601002	-	-	-	-	-	-	-	-	-	-	-	-
Prizes	5020602000	-	-	-	-	-	-	-	-	-	-	-	-
ICT Survey Expenses	5020701001	-	-	-	-	-	-	-	-	-	-	-	-
Survey Expenses	5020701002	-	-	-	-	-	-	-	-	-	-	-	-
ICT Research, Exploration and Development Expenses	5020702001	-	-	-	-	-	-	-	-	-	-	-	-
Research, Exploration and Development Expenses	5020702002	-	-	-	-	-	-	-	-	-	-	-	-
Confidential Expenses	5021001000	-	-	-	-	-	-	-	-	-	-	-	-
Intelligence Expenses	5021002000	-	-	-	-	-	-	-	-	-	-	-	-
Extraordinary and Miscellaneous Expenses	5021003000	29,400.00	29,400.00	-	-	58,800.00	29,400.00	19,600.00	-	-	49,000.00	-	59,200.00
Legal Services	5021101000	-	-	-	-	-	-	-	-	-	-	-	-
Auditing Services	5021102000	-	-	-	-	-	-	-	-	-	-	-	-
ICT Consultancy Services	5021103001	-	-	-	-	-	-	-	-	-	-	-	-
Consultancy Services	5021103002	-	-	-	-	-	-	-	-	-	-	-	-
Other Professional Services	5021199000	20,899,210.32	28,325,872.33	-	-	49,225,082.65	20,899,210.32	28,325,872.33	-	-	49,225,082.65	-	15,105,917.35
Environment/Sanitary Services	5021201000	-	-	-	-	-	-	-	-	-	-	-	-
Janitorial Services	5021202000	-	1,379,112.49	-	-	1,379,112.49	-	1,379,112.49	-	-	1,379,112.49	-	620,887.51
Security Services	5021203000	918,055.20	2,223,260.98	-	-	3,141,316.18	757,577.52	1,723,458.11	-	-	2,481,035.63	-	358,683.82
Other General Services	5021299000	2,400.00	600.00	-	-	3,000.00	2,400.00	600.00	-	-	3,000.00	-	278,000.00
Repairs and Maintenance-Investment Property	5021301000	-	-	-	-	-	-	-	-	-	-	-	-
Repairs and Maintenance-Land Improvements	5021302000	-	-	-	-	-	-	-	-	-	-	-	-
Other Land Improvements	5021302099	-	-	-	-	-	-	-	-	-	-	-	-
Repairs and Maintenance-Road Networks	5021303001	-	-	-	-	-	-	-	-	-	-	-	-
Repairs and Maintenance-Flood Control Systems	5021303002	-	-	-	-	-	-	-	-	-	-	-	-
Repairs and Maintenance-Sewer Systems	5021303003	-	-	-	-	-	-	-	-	-	-	-	-
Repairs and Maintenance-Water Supply Systems	5021303004	-	-	-	-	-	-	-	-	-	-	-	-
Repairs and Maintenance-Power Supply Systems	5021303005	-	-	-	-	-	-	-	-	-	-	-	-
Repairs and Maintenance-Communications Networks	5021303006	-	-	-	-	-	-	-	-	-	-	-	-
Repairs and Maintenance-Parks, Plazas and Monuments	5021303009	-	-	-	-	-	-	-	-	-	-	-	-
Repairs and Maintenance-Railway Systems	5021303010	-	-	-	-	-	-	-	-	-	-	-	-
Repairs and Maintenance-Other Infrastructure Assets	5021303099	-	-	-	-	-	-	-	-	-	-	-	-
Repairs and Maintenance-Buildings	5021304001	450.00	450.00	-	-	-	450.00	450.00	-	-	-	-	390,000.00
Repairs and Maintenance-School Buildings	5021304002	-	-	-	-	-	-	-	-	-	-	-	-
Repairs and Maintenance-Hospitals and Health Centers	5021304003	-	-	-	-	-	-	-	-	-	-	-	-
Repairs and Maintenance-Hostels and Dormitories	5021304006	-	-	-	-	-	-	-	-	-	-	-	-
Repairs and Maintenance-Other Structures	5021304099	-	-	-	-	-	-	-	-	-	-	-	-
Repairs and Maintenance-Machinery	5021305001	-	140,000.00	-	-	140,000.00	-	-	-	-	-	-	10,000.00
Repairs and Maintenance-Office Equipment	5021305002	-	50,518.50	-	-	50,518.50	-	30,018.50	-	-	30,018.50	-	249,481.50
Repairs and Maintenance-ICT Equipment	5021305003	-	2,600.00	-	-	2,600.00	-	2,600.00	-	-	2,600.00	-	247,400.00
Repairs and Maintenance-Agricultural and Forestry Equipment	5021305004	-	-	-	-	-	-	-	-	-	-	-	-
Repairs and Maintenance-Marine and Fishery Equipment	5021305005	-	-	-	-	-	-	-	-	-	-	-	-
Repairs and Maintenance-Communications Equipment	5021305007	-	31,300.00	-	-	31,300.00	-	-	-	-	-	-	700.00
Repairs and Maintenance-Construction and Heavy Equipment	5021305008	-	-	-	-	-	-	-	-	-	-	-	-
Repairs and Maintenance-Disaster Response and Rescue Equipment	5021305009	-	-	-	-	-	-	-	-	-	-	-	-
Repairs and Maintenance-Military, Police and Security Equipment	5021305010	-	-	-	-	-	-	-	-	-	-	-	-
Repairs and Maintenance-Medical Equipment	5021305011	-	-	-	-	-	-	-	-	-	-	-	175,000.00
Repairs and Maintenance-Printing Equipment	5021305012	-	-	-	-	-	-	-	-	-	-	-	-
Repairs and Maintenance-Sports Equipment	5021305013	-	-	-	-	-	-	-	-	-	-	-	-
Repairs and Maintenance-Technical and Scientific Equipment	5021305014	-	-	-	-	-	-	-	-	-	-	-	-
Repairs and Maintenance-Other Equipment	5021305099	-	-	-	-	-	-	-	-	-	-	-	-
Repairs and Maintenance-Motor Vehicles	5021306001	137,989.51	428,439.52	-	-	566,429.03	123,406.51	415,239.53	-	-	538,646.04	-	133,570.97
Repairs and Maintenance-Trains	5021306002	-	-	-	-	-	-	-	-	-	-	-	-
Repairs and Maintenance-Aircrafts and Aircrafts Ground Equipment	5021306003	-	-	-	-	-	-	-	-	-	-	-	-
Repairs and Maintenance-Watercrafts	5021306004	-	84,000.00	-	-	84,000.00	-	84,000.00	-	-	84,000.00	-	366,000.00
Repairs and Maintenance-Other Transportation Equipment	5021306099	-	-	-	-	-	-	-	-	-	-	-	-
Repairs and Maintenance-Repairs and Maintenance-Furniture and Fixtures	5021307000	-	-	-	-	-	-	-	-	-	-	-	150,000.00

PARTICULARS	UACS CODE	TOTAL OBLIGATION					TOTAL DISBURSEMENT					BALANCES	
		1st Qtr ending March 31	2nd Qtr ending June 30	3rd Qtr ending Sept. 30	4th Qtr ending Dec. 31	TOTAL OBLIGATION	1st Qtr ending March 31	2nd Qtr ending June 30	3rd Qtr ending Sept. 30	4th Qtr ending Dec. 31	TOTAL	Unreleased Appropriation	Unobligated Allotment
Repairs and Maintenance-Buildings and Other Structures	5021308001	-	-	-	-	-	-	-	-	-	-	-	-
Repairs and Maintenance-Machinery and Equipment	5021308002	-	-	-	-	-	-	-	-	-	-	-	-
Repairs and Maintenance-Transportation Equipment	5021308003	-	-	-	-	-	-	-	-	-	-	-	-
Repairs and Maintenance-ICT Machinery and Equipment	5021308004	-	-	-	-	-	-	-	-	-	-	-	-
Repairs and Maintenance-Other Leased Assets	5021308099	-	-	-	-	-	-	-	-	-	-	-	-
Repairs and Maintenance-Land	5021309001	-	-	-	-	-	-	-	-	-	-	-	-
Repairs and Maintenance-Buildings	5021309002	-	-	-	-	-	-	-	-	-	-	-	-
Repairs and Maintenance-Other Leased Assets Improvements	5021309099	-	-	-	-	-	-	-	-	-	-	-	-
RM- Semi-Expendable-Machinery	5021321001	-	-	-	-	-	-	-	-	-	-	-	-
RM- Semi-Expendable-Office Equipment	5021321002	-	-	-	-	-	-	-	-	-	-	-	-
RM- Semi-Expendable-Information and Communications Technology Equipment	5021321003	5,200.00	3,250.00	-	-	8,450.00	5,200.00	3,250.00	-	-	8,450.00	-	50,000.00
RM- Semi-Expendable-Agricultural and Forestry Equipment	5021321004	-	-	-	-	-	-	-	-	-	-	-	41,550.00
RM- Semi-Expendable-Marine and Fishery Equipment	5021321005	-	-	-	-	-	-	-	-	-	-	-	-
RM- Semi-Expendable-Communications Equipment	5021321007	-	-	-	-	-	-	-	-	-	-	-	-
RM- Semi-Expendable-Disaster Response and Rescue Equipment	5021321008	-	-	-	-	-	-	-	-	-	-	-	-
RM- Semi-Expendable-Military, Police and Security Equipment	5021321009	-	-	-	-	-	-	-	-	-	-	-	-
RM- Semi-Expendable-Medical Equipment	5021321010	-	-	-	-	-	-	-	-	-	-	-	50,000.00
RM- Semi-Expendable-Printing Equipment	5021321011	-	-	-	-	-	-	-	-	-	-	-	-
RM- Semi-Expendable-Sports Equipment	5021321012	-	-	-	-	-	-	-	-	-	-	-	-
RM- Semi-Expendable-Technical and Scientific Equipment	5021321013	-	-	-	-	-	-	-	-	-	-	-	-
RM- Semi-Expendable-Other Equipment	5021321099	7,500.00	-	-	-	7,500.00	-	7,500.00	-	-	7,500.00	-	2,500.00
RM- Semi-Expendable-Furniture and Fixture	5021322001	-	-	-	-	-	-	-	-	-	-	-	50,000.00
RM- Semi-Expendable-Books	5021322002	-	-	-	-	-	-	-	-	-	-	-	-
Repairs and Maintenance-Other Property, Plant and Equipment	5021399099	-	-	-	-	-	-	-	-	-	-	-	-
Subsidy to National Government Agencies	5021401000	-	-	-	-	-	-	-	-	-	-	-	-
Financial Assistance to National Government Agencies	5021402000	-	-	-	-	-	-	-	-	-	-	-	-
Financial Assistance to Local Government Units	5021403000	-	-	-	-	-	-	-	-	-	-	-	-
Subsidy Support to Operations of GOCCs	5021404001	-	-	-	-	-	-	-	-	-	-	-	-
Financial Assistance to Non-Government Organizations/POs	5021405000	-	-	-	-	-	-	-	-	-	-	-	-
Internal Revenue Allotment	5021406000	-	-	-	-	-	-	-	-	-	-	-	-
Subsidy to Regional Offices/Staff Bureaus	5021407000	-	-	-	-	-	-	-	-	-	-	-	-
Subsidy to Operating Units	5021408000	-	-	-	-	-	-	-	-	-	-	-	-
Subsidy to Other Funds	5021409000	-	-	-	-	-	-	-	-	-	-	-	-
Subsidies-Others	5021499000	-	-	-	-	-	-	-	-	-	-	-	-
Taxes, Duties and Licenses	5021501001	15,656.36	19,609.06	-	-	35,265.42	10,526.24	24,739.18	-	-	35,265.42	-	464,734.58
Tax Refund	5021501002	-	-	-	-	-	-	-	-	-	-	-	-
Fidelity Bond Premiums	5021502000	502.50	51,937.50	-	-	52,440.00	502.50	51,937.50	-	-	52,440.00	-	398,560.00
Insurance Expenses	5021503000	1,838,166.58	1,342,220.25	-	-	3,180,386.83	1,828,860.82	1,351,526.01	-	-	3,180,386.83	-	319,613.17
Labor and Wages	5021601000	-	-	-	-	-	-	-	-	-	-	-	-
Advertising, Promotional and Marketing Expenses	5029901000	-	-	-	-	-	-	-	-	-	-	-	-
Printing and Publication Expenses	5029902000	5,240.00	5,046,610.00	-	-	5,051,850.00	5,240.00	10,950.00	-	-	16,190.00	-	543,150.00
Representation Expenses	5029903000	-	-	-	-	-	-	-	-	-	-	-	-
Transportation and Delivery Expenses	5029904000	107,931.74	174,641.02	-	-	282,572.76	107,022.24	175,550.52	-	-	282,572.76	-	30,427.24
Rents-Buildings and Structures	5029905001	495,530.61	626,055.35	-	-	1,121,585.96	331,788.46	743,980.58	-	-	1,075,769.04	-	1,379,414.04
Rents-Land	5029905002	-	-	-	-	-	-	-	-	-	-	-	-
Rents-Motor Vehicles	5029905003	2,821,000.00	2,702,250.00	-	-	5,523,250.00	2,297,000.00	3,024,250.00	-	-	5,321,250.00	-	750.00
Rents-Equipment	5029905004	-	-	-	-	-	-	-	-	-	-	-	-
Rents-Living Quarters	5029905005	-	-	-	-	-	-	-	-	-	-	-	-
Operating Lease	5029905006	-	-	-	-	-	-	-	-	-	-	-	-
Financial Lease	5029905007	-	-	-	-	-	-	-	-	-	-	-	-
Rents-ICT Machinery and Equipment	5029905008	-	-	-	-	-	-	-	-	-	-	-	-
Membership Dues and Contributions to Organizations	5029906000	-	-	-	-	-	-	-	-	-	-	-	-
Subscription Expenses - ICT Software Subscription	5029907001	-	-	-	-	-	-	-	-	-	-	-	-
Subscription Expenses - Data Center Service	5029907002	-	-	-	-	-	-	-	-	-	-	-	-
Subscription Expenses - Cloud Computing Service	5029907003	-	-	-	-	-	-	-	-	-	-	-	-
Subscription Expenses - Library and Other Reading Materials Subscription Expenses	5029907004	-	-	-	-	-	-	-	-	-	-	-	-
Subscription Expenses - Other Subscription Expenses	5029907099	2,399.00	1,858.00	-	-	4,257.00	2,399.00	455.00	-	-	2,854.00	-	57,743.00
Donations	5029908000	-	-	-	-	-	-	-	-	-	-	-	-
Litigation/Acquired Assets Expenses	5029909000	-	-	-	-	-	-	-	-	-	-	-	-
Loss on Guaranty	5029910000	-	-	-	-	-	-	-	-	-	-	-	-
Legal Defense Expense	5029921000	-	-	-	-	-	-	-	-	-	-	-	-
Bank Transaction Fee	5029922000	-	-	-	-	-	-	-	-	-	-	-	-
Website Maintenance	5029999001	-	-	-	-	-	-	-	-	-	-	-	-
Other Maintenance and Operating Expenses	5029999099	797,580.67	756,267.82	-	-	1,553,848.49	528,381.98	799,588.31	-	-	1,327,970.29	-	635,151.51
tal Outlay		-	678,080.00	-	-	678,080.00	-	678,080.00	-	-	678,080.00	-	29,284,920.00
Office Equipment	5060405002	-	-	-	-	-	-	-	-	-	-	-	8,697,000.00

PARTICULARS	UACS CODE	TOTAL OBLIGATION					TOTAL DISBURSEMENT					BALANCES	
		1st Qtr ending March 31	2nd Qtr ending June 30	3rd Qtr ending Sept. 30	4th Qtr ending Dec. 31	TOTAL OBLIGATION	1st Qtr ending March 31	2nd Qtr ending June 30	3rd Qtr ending Sept. 30	4th Qtr ending Dec. 31	TOTAL	Unreleased Appropriation	Unobligated Allotment
Information and Communications Technology Equipment	5060405003	-	678,080.00	-	-	678,080.00	-	678,080.00	-	-	678,080.00	-	7,533,899.00
Agricultural and Forestry Equipment	5060405004	-	-	-	-	-	-	-	-	-	-	-	-
Marine and Fishery Equipment	5060405005	-	-	-	-	-	-	-	-	-	-	-	-
Airport Equipment	5060405006	-	-	-	-	-	-	-	-	-	-	-	-
Communications Equipment	5060405007	-	-	-	-	-	-	-	-	-	-	-	-
Construction and Heavy Equipment	5060405008	-	-	-	-	-	-	-	-	-	-	-	-
Disaster Response and Rescue Equipment	5060405009	-	-	-	-	-	-	-	-	-	-	-	-
Medical Equipment	5060405011	-	-	-	-	-	-	-	-	-	-	-	-
Printing Equipment	5060405012	-	-	-	-	-	-	-	-	-	-	-	-
Sports Equipment	5060405013	-	-	-	-	-	-	-	-	-	-	-	700,000.00
Technical and Scientific Equipment	5060405014	-	-	-	-	-	-	-	-	-	-	-	-
ICT Software	5060405015	-	-	-	-	-	-	-	-	-	-	-	-
Other Machinery and Equipment	5060405099	-	-	-	-	-	-	-	-	-	-	-	-
Motor Vehicles	5060406001	-	-	-	-	-	-	-	-	-	-	-	500,000.00
Trains	5060406002	-	-	-	-	-	-	-	-	-	-	-	8,700,000.00
Aircrafts and Aircrafts Ground Equipment	5060406003	-	-	-	-	-	-	-	-	-	-	-	-
Watercrafts	5060406004	-	-	-	-	-	-	-	-	-	-	-	-
Other Transportation Equipment	5060406099	-	-	-	-	-	-	-	-	-	-	-	-
Furniture and Fixtures	5060407001	-	-	-	-	-	-	-	-	-	-	-	3,154,021.00
Asian Development Bank - Marawi		4,671,820.40	4,468,972.20	-	-	9,140,792.60	-	9,140,792.60	-	-	9,140,792.60	-	1.40
tenance and Other Operating Expenses		1,310,698.40	1,453,488.80	-	-	2,764,187.20	-	2,764,187.20	-	-	2,764,187.20	-	0.80
Traveling Expenses-Local	5020101000	-	-	-	-	-	-	-	-	-	-	-	-
Traveling Expenses-Foreign	5020102000	-	-	-	-	-	-	-	-	-	-	-	-
ICT Training Expenses	5020201001	-	-	-	-	-	-	-	-	-	-	-	-
Training Expenses	5020201002	-	-	-	-	-	-	-	-	-	-	-	-
Scholarship Grants/Expenses	5020202000	-	-	-	-	-	-	-	-	-	-	-	-
Office Supplies Expenses	5020301000	-	-	-	-	-	-	-	-	-	-	-	-
ICT Office Supplies Expenses	5020301001	-	-	-	-	-	-	-	-	-	-	-	-
Office Supplies Expenses	5020301002	-	-	-	-	-	-	-	-	-	-	-	-
Accountable Forms Expenses	5020302000	-	-	-	-	-	-	-	-	-	-	-	-
Non-Accountable Forms Expenses	5020303000	-	-	-	-	-	-	-	-	-	-	-	-
Animal/Zoological Supplies Expenses	5020304000	-	-	-	-	-	-	-	-	-	-	-	-
Food Supplies Expenses	5020305000	-	-	-	-	-	-	-	-	-	-	-	-
Welfare Goods Expenses	5020306000	-	-	-	-	-	-	-	-	-	-	-	-
Drugs and Medicines Expenses	5020307000	-	-	-	-	-	-	-	-	-	-	-	-
Medical, Dental and Laboratory Supplies Expenses	5020308000	-	-	-	-	-	-	-	-	-	-	-	-
Fuel, Oil and Lubricants Expenses	5020309000	-	-	-	-	-	-	-	-	-	-	-	-
Agricultural and Marine Supplies Expenses	5020310000	-	-	-	-	-	-	-	-	-	-	-	-
Textbooks and Instructional Materials Expenses	5020311001	-	-	-	-	-	-	-	-	-	-	-	-
Chemical and Filtering Supplies Expenses	5020313000	-	-	-	-	-	-	-	-	-	-	-	-
Semi-Expendable Machinery	5020321001	-	-	-	-	-	-	-	-	-	-	-	-
Semi-Expendable-Office Equipment	5020321002	-	-	-	-	-	-	-	-	-	-	-	-
Semi-Expendable-Information and Communications Technology Equipment	5020321003	-	-	-	-	-	-	-	-	-	-	-	-
Semi-Expendable-Agricultural and Forestry Equipment	5020321004	-	-	-	-	-	-	-	-	-	-	-	-
Semi-Expendable-Marine and Fishery Equipment	5020321005	-	-	-	-	-	-	-	-	-	-	-	-
Semi-Expendable-Airport Equipment	5020321006	-	-	-	-	-	-	-	-	-	-	-	-
Semi-Expendable-Communications Equipment	5020321007	-	-	-	-	-	-	-	-	-	-	-	-
Semi-Expendable-Disaster Response and Rescue Equipment	5020321008	-	-	-	-	-	-	-	-	-	-	-	-
Semi-Expendable-Military, Police and Security Equipment	5020321009	-	-	-	-	-	-	-	-	-	-	-	-
Semi-Expendable-Medical Equipment	5020321010	-	-	-	-	-	-	-	-	-	-	-	-
Semi-Expendable-Printing Equipment	5020321011	-	-	-	-	-	-	-	-	-	-	-	-
Semi-Expendable-Sports Equipment	5020321012	-	-	-	-	-	-	-	-	-	-	-	-
Semi-Expendable-Technical and Scientific Equipment	5020321013	-	-	-	-	-	-	-	-	-	-	-	-
Semi-Expendable-Other Equipment	5020321099	-	-	-	-	-	-	-	-	-	-	-	-
Semi-Expendable-Semi-Expendable Furniture, Fixtures and Books Expenses	5020322000	-	-	-	-	-	-	-	-	-	-	-	-
Semi-Expendable-Furniture and Fixtures	5020322001	-	-	-	-	-	-	-	-	-	-	-	-
Semi-Expendable-Books	5020322002	-	-	-	-	-	-	-	-	-	-	-	-
Other Supplies and Materials Expenses	5020399000	-	-	-	-	-	-	-	-	-	-	-	-
Water Expenses	5020401000	-	-	-	-	-	-	-	-	-	-	-	-
Electricity Expenses	5020402000	-	-	-	-	-	-	-	-	-	-	-	-
Gas/Heating Expenses	5020403000	-	-	-	-	-	-	-	-	-	-	-	-
Postage and Courier Expenses	5020501000	-	-	-	-	-	-	-	-	-	-	-	-
Mobile	5020502001	-	-	-	-	-	-	-	-	-	-	-	-
Landline	5020502002	-	-	-	-	-	-	-	-	-	-	-	-
Internet Subscription Expenses	5020503000	-	-	-	-	-	-	-	-	-	-	-	-
Cable, Satellite, Telegraph and Radio Expenses	5020504000	-	-	-	-	-	-	-	-	-	-	-	-

PARTICULARS	UACS CODE	TOTAL OBLIGATION					TOTAL DISBURSEMENT					BALANCES	
		1st Qtr ending March 31	2nd Qtr ending June 30	3rd Qtr ending Sept. 30	4th Qtr ending Dec. 31	TOTAL OBLIGATION	1st Qtr ending March 31	2nd Qtr ending June 30	3rd Qtr ending Sept. 30	4th Qtr ending Dec. 31	TOTAL	Unreleased Appropriation	Unobligated Allotment
Awards/Rewards Expenses	5020601001	-	-	-	-	-	-	-	-	-	-	-	-
Rewards and Incentives	5020601002	-	-	-	-	-	-	-	-	-	-	-	-
Prizes	5020602000	-	-	-	-	-	-	-	-	-	-	-	-
ICT Survey Expenses	5020701001	-	-	-	-	-	-	-	-	-	-	-	-
Survey Expenses	5020701002	-	-	-	-	-	-	-	-	-	-	-	-
ICT Research, Exploration and Development Expenses	5020702001	-	-	-	-	-	-	-	-	-	-	-	-
Research, Exploration and Development Expenses	5020702002	-	-	-	-	-	-	-	-	-	-	-	-
Confidential Expenses	5021001000	-	-	-	-	-	-	-	-	-	-	-	-
Intelligence Expenses	5021002000	-	-	-	-	-	-	-	-	-	-	-	-
Extraordinary and Miscellaneous Expenses	5021003000	-	-	-	-	-	-	-	-	-	-	-	-
Legal Services	5021101000	-	-	-	-	-	-	-	-	-	-	-	-
Auditing Services	5021102000	-	-	-	-	-	-	-	-	-	-	-	-
ICT Consultancy Services	5021103001	-	-	-	-	-	-	-	-	-	-	-	-
Consultancy Services	5021103002	-	-	-	-	-	-	-	-	-	-	-	-
Other Professional Services	5021199000	-	-	-	-	-	-	-	-	-	-	-	-
Environment/Sanitary Services	5021201000	-	-	-	-	-	-	-	-	-	-	-	-
Janitorial Services	5021202000	-	-	-	-	-	-	-	-	-	-	-	-
Security Services	5021203000	-	-	-	-	-	-	-	-	-	-	-	-
Other General Services	5021299000	-	-	-	-	-	-	-	-	-	-	-	-
Repairs and Maintenance-Investment Property	5021301000	-	-	-	-	-	-	-	-	-	-	-	-
Repairs and Maintenance-Land Improvements	5021302000	-	-	-	-	-	-	-	-	-	-	-	-
Other Land Improvements	5021302099	-	-	-	-	-	-	-	-	-	-	-	-
Repairs and Maintenance-Road Networks	5021303001	-	-	-	-	-	-	-	-	-	-	-	-
Repairs and Maintenance-Flood Control Systems	5021303002	-	-	-	-	-	-	-	-	-	-	-	-
Repairs and Maintenance-Sewer Systems	5021303003	-	-	-	-	-	-	-	-	-	-	-	-
Repairs and Maintenance-Water Supply Systems	5021303004	-	-	-	-	-	-	-	-	-	-	-	-
Repairs and Maintenance-Power Supply Systems	5021303005	-	-	-	-	-	-	-	-	-	-	-	-
Repairs and Maintenance-Communications Networks	5021303006	-	-	-	-	-	-	-	-	-	-	-	-
Repairs and Maintenance-Parks, Plazas and Monuments	5021303009	-	-	-	-	-	-	-	-	-	-	-	-
Repairs and Maintenance-Railway Systems	5021303010	-	-	-	-	-	-	-	-	-	-	-	-
Repairs and Maintenance-Other Infrastructure Assets	5021303099	-	-	-	-	-	-	-	-	-	-	-	-
Repairs and Maintenance-Buildings	5021304001	-	-	-	-	-	-	-	-	-	-	-	-
Repairs and Maintenance-School Buildings	5021304002	-	-	-	-	-	-	-	-	-	-	-	-
Repairs and Maintenance-Hospitals and Health Centers	5021304003	-	-	-	-	-	-	-	-	-	-	-	-
Repairs and Maintenance-Hostels and Dormitories	5021304006	-	-	-	-	-	-	-	-	-	-	-	-
Repairs and Maintenance-Other Structures	5021304099	-	-	-	-	-	-	-	-	-	-	-	-
Repairs and Maintenance-Machinery	5021305001	-	-	-	-	-	-	-	-	-	-	-	-
Repairs and Maintenance-Office Equipment	5021305002	-	-	-	-	-	-	-	-	-	-	-	-
Repairs and Maintenance-ICT Equipment	5021305003	-	-	-	-	-	-	-	-	-	-	-	-
Repairs and Maintenance-Agricultural and Forestry Equipment	5021305004	-	-	-	-	-	-	-	-	-	-	-	-
Repairs and Maintenance-Marine and Fishery Equipment	5021305005	-	-	-	-	-	-	-	-	-	-	-	-
Repairs and Maintenance-Communications Equipment	5021305007	-	-	-	-	-	-	-	-	-	-	-	-
Repairs and Maintenance-Construction and Heavy Equipment	5021305008	-	-	-	-	-	-	-	-	-	-	-	-
Repairs and Maintenance-Disaster Response and Rescue Equipment	5021305009	-	-	-	-	-	-	-	-	-	-	-	-
Repairs and Maintenance-Military, Police and Security Equipment	5021305010	-	-	-	-	-	-	-	-	-	-	-	-
Repairs and Maintenance-Medical Equipment	5021305011	-	-	-	-	-	-	-	-	-	-	-	-
Repairs and Maintenance-Printing Equipment	5021305012	-	-	-	-	-	-	-	-	-	-	-	-
Repairs and Maintenance-Sports Equipment	5021305013	-	-	-	-	-	-	-	-	-	-	-	-
Repairs and Maintenance-Technical and Scientific Equipment	5021305014	-	-	-	-	-	-	-	-	-	-	-	-
Repairs and Maintenance-Other Equipment	5021305099	-	-	-	-	-	-	-	-	-	-	-	-
Repairs and Maintenance-Motor Vehicles	5021306001	-	-	-	-	-	-	-	-	-	-	-	-
Repairs and Maintenance-Trains	5021306002	-	-	-	-	-	-	-	-	-	-	-	-
Repairs and Maintenance-Aircrafts and Aircrafts Ground Equipment	5021306003	-	-	-	-	-	-	-	-	-	-	-	-
Repairs and Maintenance-Watercrafts	5021306004	-	-	-	-	-	-	-	-	-	-	-	-
Repairs and Maintenance-Other Transportation Equipment	5021306099	-	-	-	-	-	-	-	-	-	-	-	-
Repairs and Maintenance-Repairs and Maintenance-Furniture and Fixtures	5021307000	-	-	-	-	-	-	-	-	-	-	-	-
Repairs and Maintenance-Buildings and Other Structures	5021308001	-	-	-	-	-	-	-	-	-	-	-	-
Repairs and Maintenance-Machinery and Equipment	5021308002	-	-	-	-	-	-	-	-	-	-	-	-
Repairs and Maintenance-Transportation Equipment	5021308003	-	-	-	-	-	-	-	-	-	-	-	-
Repairs and Maintenance-ICT Machinery and Equipment	5021308004	-	-	-	-	-	-	-	-	-	-	-	-
Repairs and Maintenance-Other Leased Assets	5021308099	-	-	-	-	-	-	-	-	-	-	-	-
Repairs and Maintenance-Land	5021309001	-	-	-	-	-	-	-	-	-	-	-	-
Repairs and Maintenance-Buildings	5021309002	-	-	-	-	-	-	-	-	-	-	-	-
Repairs and Maintenance-Other Leased Assets Improvements	5021309099	-	-	-	-	-	-	-	-	-	-	-	-
RM- Semi-Expendable-Machinery	5021321001	-	-	-	-	-	-	-	-	-	-	-	-
RM- Semi-Expendable-Office Equipment	5021321002	-	-	-	-	-	-	-	-	-	-	-	-
RM- Semi-Expendable-Information and Communications Technology Equipment	5021321003	-	-	-	-	-	-	-	-	-	-	-	-

PARTICULARS	UACS CODE	TOTAL OBLIGATION					TOTAL DISBURSEMENT					BALANCES	
		1st Qtr ending March 31	2nd Qtr ending June 30	3rd Qtr ending Sept. 30	4th Qtr ending Dec. 31	TOTAL OBLIGATION	1st Qtr ending March 31	2nd Qtr ending June 30	3rd Qtr ending Sept. 30	4th Qtr ending Dec. 31	TOTAL	Unreleased Appropriation	Unobligated Allotment
RM- Semi-Expendable-Agricultural and Forestry Equipment	5021321004	-	-	-	-	-	-	-	-	-	-	-	-
RM- Semi-Expendable-Marine and Fishery Equipment	5021321005	-	-	-	-	-	-	-	-	-	-	-	-
RM- Semi-Expendable-Communications Equipment	5021321007	-	-	-	-	-	-	-	-	-	-	-	-
RM- Semi-Expendable-Disaster Response and Rescue Equipment	5021321008	-	-	-	-	-	-	-	-	-	-	-	-
RM- Semi-Expendable-Military, Police and Security Equipment	5021321009	-	-	-	-	-	-	-	-	-	-	-	-
RM- Semi-Expendable-Medical Equipment	5021321010	-	-	-	-	-	-	-	-	-	-	-	-
RM- Semi-Expendable-Printing Equipment	5021321011	-	-	-	-	-	-	-	-	-	-	-	-
RM- Semi-Expendable-Sports Equipment	5021321012	-	-	-	-	-	-	-	-	-	-	-	-
RM- Semi-Expendable-Technical and Scientific Equipment	5021321013	-	-	-	-	-	-	-	-	-	-	-	-
RM- Semi-Expendable-Other Equipment	5021321099	-	-	-	-	-	-	-	-	-	-	-	-
RM- Semi-Expendable-Furniture and Fixture	5021322001	-	-	-	-	-	-	-	-	-	-	-	-
RM- Semi-Expendable-Books	5021322002	-	-	-	-	-	-	-	-	-	-	-	-
Repairs and Maintenance-Other Property, Plant and Equipment	5021399099	-	-	-	-	-	-	-	-	-	-	-	-
Subsidy to National Government Agencies	5021401000	-	-	-	-	-	-	-	-	-	-	-	-
Financial Assistance to National Government Agencies	5021402000	1,310,698.40	1,453,488.80	-	-	2,764,187.20	-	2,764,187.20	-	-	2,764,187.20	-	0.80
tal Outlay		3,361,122.00	3,015,483.40	-	-	6,376,605.40	-	6,376,605.40	-	-	6,376,605.40	-	0.60
Hospitals and Health Centers	5060404003	3,361,122.00	3,015,483.40	-	-	6,376,605.40	-	6,376,605.40	-	-	6,376,605.40	-	0.60
ECIAL PURPOSE FUND		540,190,980.63	400,176,902.05	-	-	940,367,882.68	377,781,581.40	543,930,403.65	-	-	921,711,985.05	-	18,710,185.32
ension and Graduity Fund		-	2,227,417.69	-	-	2,227,417.69	-	2,078,209.37	-	-	2,078,209.37	-	98,916.31
Personnel Services		-	2,227,417.69	-	-	2,227,417.69	-	2,078,209.37	-	-	2,078,209.37	-	98,916.31
Basic Salary- Civilian	5010101001	-	646,180.73	-	-	646,180.73	-	646,180.73	-	-	646,180.73	-	1.27
Pension Benefits- Civilian	5010401001	-	-	-	-	-	-	-	-	-	-	-	-
Retirement and Graduity- Civilian	5010402001	-	-	-	-	-	-	-	-	-	-	-	-
Terminal Leave Benefits- Civilian	5010403001	-	1,581,236.96	-	-	1,581,236.96	-	1,432,028.64	-	-	1,432,028.64	-	98,915.04
Other Personnel Benefits	5010499099	-	-	-	-	-	-	-	-	-	-	-	-
Miscellaneous Personnel Benefits Fund		540,190,980.63	397,949,484.36	-	-	938,140,464.99	377,781,581.40	541,852,194.28	-	-	919,633,775.68	-	18,611,269.01
Personnel Services		540,190,980.63	395,999,484.36	-	-	936,190,464.99	377,781,581.40	541,852,194.28	-	-	919,633,775.68	-	18,476,269.01
Mid-Year Bonus-Civilian	5010216001	-	27,991.29	-	-	27,991.29	-	27,991.29	-	-	27,991.29	-	-
Collective Negotiation Agreement Incentive-Civilian	5010299011	-	-	-	-	-	-	-	-	-	-	-	-
Productivity Enhancement Incentive-Civilian	5010299012	-	-	-	-	-	-	-	-	-	-	-	-
Performance Based Bonus-Civilian	5010299014	540,190,980.63	395,971,493.07	-	-	936,162,473.70	377,781,581.40	541,824,202.99	-	-	919,605,784.39	-	18,476,269.01
aintenance and Other Operating Expenses		-	1,950,000.00	-	-	1,950,000.00	-	-	-	-	-	-	135,000.00
Legal Services	5021101000	-	1,950,000.00	-	-	1,950,000.00	-	-	-	-	-	-	135,000.00
rogrammed Funds		-	115,254,158.25	-	-	115,254,158.25	-	-	-	-	-	-	41,328,146,800.75
Asian Infrastructure Investment Bank- AIIB Loan (HEAL 2 - AF) (AIIB Loan No. L0555A)		-	-	-	-	-	-	-	-	-	-	-	12,750,000,000.00
aintenance and Other Operating Expenses		-	-	-	-	-	-	-	-	-	-	-	12,750,000,000.00
Drugs and Medicines Expenses	5020307000	-	-	-	-	-	-	-	-	-	-	-	12,750,000,000.00
ADB- Health System Enhancement to Address and Limit (HEAL 2 - AF) (ADB Loan No. 416)		-	-	-	-	-	-	-	-	-	-	-	12,750,000,000.00
aintenance and Other Operating Expenses		-	-	-	-	-	-	-	-	-	-	-	12,750,000,000.00
Drugs and Medicines Expenses	5020307000	-	-	-	-	-	-	-	-	-	-	-	12,750,000,000.00
WB - Philippine COVID-19 Emergency Response Project (PCERP 2 - AF) (WB Loan No. 93)		-	-	-	-	-	-	-	-	-	-	-	15,300,000,000.00
aintenance and Other Operating Expenses		-	-	-	-	-	-	-	-	-	-	-	15,300,000,000.00
Drugs and Medicines Expenses	5020307000	-	-	-	-	-	-	-	-	-	-	-	15,300,000,000.00
ADB- Health System Enhancement to Address and Limit (HEAL 1) (ADB Loan No. 3961-PH)		-	115,254,158.25	-	-	115,254,158.25	-	-	-	-	-	-	528,146,800.75
aintenance and Other Operating Expenses		-	-	-	-	-	-	-	-	-	-	-	-
tal Outlay		-	115,254,158.25	-	-	115,254,158.25	-	-	-	-	-	-	528,146,800.75
Hospitals and Health Centers	5060404003	-	115,254,158.25	-	-	115,254,158.25	-	-	-	-	-	-	528,146,800.75
AL CURRENT		32,634,736,965.77	43,386,815,511.73	-	-	76,021,552,477.50	20,281,083,171.50	33,740,149,033.28	-	-	54,021,232,204.78	3,331,286,000.00	152,206,644,998.50


PARTICULARS	UACS CODE	TOTAL OBLIGATION					TOTAL DISBURSEMENT					BALANCES		
		1st Qtr ending March 31	2nd Qtr ending June 30	3rd Qtr ending Sept. 30	4th Qtr ending Dec. 31	TOTAL OBLIGATION	1st Qtr ending March 31	2nd Qtr ending June 30	3rd Qtr ending Sept. 30	4th Qtr ending Dec. 31	TOTAL	Unreleased Appropriation	Unobligated Allotment	
AP														
Agency Specific Budget		2,697,697,187.81	1,990,298,753.90	-	-	4,687,995,941.71	840,141,879.67	1,344,934,510.10	-	-	2,185,076,389.77	-	3,503,947,258.16	
Maintenance and Other Operating Expenses		2,241,100,156.75	1,720,305,928.08	-	-	3,961,406,084.83	831,742,843.86	1,276,311,049.14	-	-	2,108,053,893.00	-	2,585,280,740.86	
Traveling Expenses-Local	5020101000	10,688,705.35	13,130,261.25	-	-	23,818,966.60	5,094,139.83	12,241,767.17	-	-	17,335,907.00	-	19,923,848.60	
Traveling Expenses-Foreign	5020102000	-	300,165.64	-	-	300,165.64	-	300,165.64	-	-	300,165.64	-	326,202.65	
ICT Training Expenses	5020201001	-	-	-	-	-	-	-	-	-	-	-	-	
Training Expenses	5020201002	9,666,411.35	29,278,577.73	-	-	38,944,989.08	2,642,246.43	15,079,858.67	-	-	17,722,105.10	-	36,752,223.03	
Scholarship Grants/Expenses	5020202000	6,524,317.13	436,269.71	-	-	6,960,586.84	3,070,623.00	3,113,149.13	-	-	6,183,772.13	-	6,001,275.62	
Office Supplies Expenses	5020301000	2,968,902.04	662,076.82	-	-	3,630,978.86	73,350.84	2,666,326.10	-	-	2,739,676.94	-	433,424.38	
ICT Office Supplies Expenses	5020301001	727,905.70	149,859.00	-	-	877,764.70	-	113,521.70	-	-	113,521.70	-	10,159.87	
Office Supplies Expenses	5020301002	728,164.14	1,984,438.33	-	-	2,712,602.47	196,510.09	713,852.69	-	-	910,362.78	-	3,029,618.27	
Accountable Forms Expenses	5020302000	322,047.72	228,691.60	-	-	550,739.32	-	-	-	-	-	-	24,400.00	
Non-Accountable Forms Expenses	5020303000	23,321.50	-	-	-	23,321.50	-	23,321.50	-	-	23,321.50	-	-	
Animal/Zoological Supplies Expenses	5020304000	-	61,250.00	-	-	61,250.00	-	-	-	-	-	-	-	
Food Supplies Expenses	5020305000	2,936,149.64	1,626,837.10	-	-	4,562,986.74	2,379,127.14	833,725.00	-	-	3,212,852.14	-	3,099,182.93	
Welfare Goods Expenses	5020306000	-	-	-	-	-	-	-	-	-	-	-	-	
Drugs and Medicines Expenses	5020307000	100,779,376.85	30,160,855.02	-	-	130,940,231.87	9,847,365.78	49,297,195.03	-	-	59,144,560.81	-	318,106,476.95	
Medical, Dental and Laboratory Supplies Expenses	5020308000	281,956,366.83	121,048,383.66	-	-	403,004,750.49	78,266,533.44	90,198,056.50	-	-	168,464,589.94	-	170,487,556.24	
Fuel, Oil and Lubricants Expenses	5020309000	839,561.94	958,983.60	-	-	1,798,545.54	515,287.31	971,694.48	-	-	1,486,981.79	-	2,498,664.81	
Agricultural and Marine Supplies Expenses	5020310000	-	-	-	-	-	-	-	-	-	-	-	-	
Textbooks and Instructional Materials Expenses	5020311001	-	30,000.00	-	-	30,000.00	-	30,000.00	-	-	30,000.00	-	70,000.00	
Chemical and Filtering Supplies Expenses	5020313000	-	-	-	-	-	-	-	-	-	-	-	-	
Semi-Expendable Machinery	5020321001	-	8,128.00	-	-	8,128.00	-	-	-	-	-	-	-	
Semi-Expendable-Office Equipment	5020321002	193,687.04	207,162.80	-	-	400,849.84	83,550.00	119,207.04	-	-	202,757.04	-	229,424.85	
Semi-Expendable-Information and Communications Technology Equipment	5020321003	848,458.00	547,530.00	-	-	1,395,988.00	-	197,547.13	-	-	197,547.13	-	1,142,986.00	
Semi-Expendable-Agricultural and Forestry Equipment	5020321004	-	-	-	-	-	-	-	-	-	-	-	-	
Semi-Expendable-Marine and Fishery Equipment	5020321005	-	-	-	-	-	-	-	-	-	-	-	-	
Semi-Expendable-Airport Equipment	5020321006	-	-	-	-	-	-	-	-	-	-	-	-	
Semi-Expendable-Communications Equipment	5020321007	126,777.60	14,980.00	-	-	141,757.60	-	-	-	-	-	-	210,020.00	
Semi-Expendable-Disaster Response and Rescue Equipment	5020321008	13,000.00	44,000.00	-	-	57,000.00	-	-	-	-	-	-	25,000.00	
Semi-Expendable-Military, Police and Security Equipment	5020321009	-	-	-	-	-	-	-	-	-	-	-	-	
Semi-Expendable-Medical Equipment	5020321010	1,421,099.00	979,260.00	-	-	2,400,359.00	1,799.00	651,386.25	-	-	653,185.25	-	34,000.00	
Semi-Expendable-Printing Equipment	5020321011	-	-	-	-	-	-	-	-	-	-	-	135,000.00	
Semi-Expendable-Sports Equipment	5020321012	-	-	-	-	-	-	-	-	-	-	-	-	
Semi-Expendable-Technical and Scientific Equipment	5020321013	-	-	-	-	-	-	-	-	-	-	-	-	
Semi-Expendable-Other Equipment	5020321099	60,580.00	725,309.04	-	-	785,889.04	24,700.00	290,055.04	-	-	314,755.04	-	27,106.00	
Semi-Expendable-Semi-Expendable Furniture, Fixtures and Books Expenses	5020322000	63,250.00	1,143,075.00	-	-	1,206,325.00	27,250.00	21,100.00	-	-	48,350.00	-	-	
Semi-Expendable-Furniture and Fixtures	5020322001	752,274.75	823,966.49	-	-	1,576,241.24	39,960.00	470,581.00	-	-	510,541.00	-	184,640.00	
Semi-Expendable-Books	5020322002	-	-	-	-	-	-	-	-	-	-	-	13,671.00	
Other Supplies and Materials Expenses	5020399000	7,367,651.21	17,639,633.65	-	-	25,007,284.86	1,725,049.20	5,187,380.22	-	-	6,912,429.42	-	35,379,864.37	
Water Expenses	5020401000	3,076,358.62	10,241,151.08	-	-	13,317,509.70	2,904,718.58	6,801,942.63	-	-	9,706,661.21	-	1,785,268.40	
Electricity Expenses	5020402000	7,081,024.17	9,370,702.08	-	-	16,451,726.25	6,728,299.17	9,440,904.71	-	-	16,169,203.88	-	1,382,592.72	
Gas/Heating Expenses	5020403000	9,270.00	-	-	-	9,270.00	9,270.00	-	-	-	9,270.00	-	-	
Postage and Courier Expenses	5020501000	15,772.23	47,725.72	-	-	63,497.95	15,772.23	35,285.72	-	-	51,057.95	-	177,484.00	
Mobile	5020502001	345,462.94	347,536.03	-	-	692,998.97	315,623.08	355,904.31	-	-	671,527.39	-	2,945,769.42	
Landline	5020502002	419,512.06	3,515,426.88	-	-	3,934,938.94	340,189.37	281,686.32	-	-	621,875.69	-	1,516,915.53	
Internet Subscription Expenses	5020503000	351,688.78	85,204.84	-	-	436,893.62	315,920.07	96,934.84	-	-	412,854.91	-	505,393.41	
Cable, Satellite, Telegraph and Radio Expenses	5020504000	4,120.57	12,706.87	-	-	16,827.44	4,101.91	4,418.66	-	-	8,520.57	-	1,233,745.40	
Awards/Rewards Expenses	5020601001	134,682.00	309,000.00	-	-	443,682.00	16,000.00	309,000.00	-	-	325,000.00	-	303,800.00	
Rewards and Incentives	5020601002	416,000.00	212,200.00	-	-	628,200.00	150,000.00	212,200.00	-	-	362,200.00	-	2,896,691.95	
Prizes	5020602000	-	-	-	-	-	-	-	-	-	-	-	-	
ICT Survey Expenses	5020701001	-	-	-	-	-	-	-	-	-	-	-	-	
Survey Expenses	5020701002	-	-	-	-	-	-	-	-	-	-	-	-	
ICT Research, Exploration and Development Expenses	5020702001	-	-	-	-	-	-	-	-	-	-	-	48,920.10	
Research, Exploration and Development Expenses	5020702002	-	61,656.89	-	-	61,656.89	-	36,656.89	-	-	36,656.89	-	345,000.00	
Confidential Expenses	5021001000	-	-	-	-	-	-	-	-	-	-	-	7,020,486.89	
Intelligence Expenses	5021002000	-	-	-	-	-	-	-	-	-	-	-	-	
Extraordinary and Miscellaneous Expenses	5021003000	41,000.00	22,600.00	-	-	63,600.00	38,083.87	25,516.13	-	-	63,600.00	-	1,162,914.78	
Legal Services	5021101000	9,200.00	26,290.00	-	-	35,490.00	9,200.00	26,290.00	-	-	35,490.00	-	155,800.00	
Auditing Services	5021102000	26,901.39	1,410.15	-	-	28,311.54	26,901.39	1,410.15	-	-	28,311.54	-	6,002.24	
ICT Consultancy Services	5021103001	-	-	-	-	-	-	-	-	-	-	-	676.65	
Consultancy Services	5021103002	393,908.72	1,089,481.18	-	-	1,483,389.90	190,671.53	92,718.37	-	-	283,389.90	-	74,908,932.14	
Other Professional Services	5021199000	106,051,052.42	58,601,425.62	-	-	164,652,478.04	60,476,168.58	67,587,488.78	-	-	128,063,657.36	-	132,667,171.13	
Environment/Sanitary Services	5021201000	297,895.50	29,610.00	-	-	327,505.50	162,445.66	19,610.00	-	-	192,055.66	-	2,463,173.38	
Janitorial Services	5021202000	3,641,074.95	45,604,315.78	-	-	49,245,390.73	2,200,590.95	5,316,832.06	-	-	7,517,423.01	-	5,042,886.30	
Security Services	5021203000	1,228,795.65	40,205,534.62	-	-	41,434,330.27	950,814.00	2,712,096.98	-	-	3,662,910.98	-	1,272,266.02	

PARTICULARS	UACS CODE	TOTAL OBLIGATION					TOTAL DISBURSEMENT					BALANCES	
		1st Qtr ending March 31	2nd Qtr ending June 30	3rd Qtr ending Sept. 30	4th Qtr ending Dec. 31	TOTAL OBLIGATION	1st Qtr ending March 31	2nd Qtr ending June 30	3rd Qtr ending Sept. 30	4th Qtr ending Dec. 31	TOTAL	Unreleased Appropriation	Unobligated Allotment
Other General Services	5021299000	1,144,582.81	1,147,560.54	-	-	2,292,143.35	686,869.86	1,342,070.89	-	-	2,028,940.75	-	426,866.56
Repairs and Maintenance-Buildings	5021304001	1,320,559.21	298,744.54	-	-	1,021,814.67	2,934.00	83,751.05	-	-	86,685.05	-	3,089,911.79
Repairs and Maintenance-School Buildings	5021304002	-	-	-	-	-	-	-	-	-	-	-	-
Repairs and Maintenance-Hospitals and Health Centers	5021304003	446,224.00	324,785.00	-	-	771,009.00	28,692.00	3,575.00	-	-	32,267.00	-	118,930.00
Repairs and Maintenance-Hostels and Dormitories	5021304006	-	-	-	-	-	-	-	-	-	-	-	-
Repairs and Maintenance-Other Structures	5021304099	-	176.00	-	-	176.00	-	-	-	-	-	-	-
Repairs and Maintenance-Machinery	5021305001	20,861.25	318,280.00	-	-	339,141.25	2,381.25	15,000.00	-	-	17,381.25	-	2,035,169.00
Repairs and Maintenance-Office Equipment	5021305002	350,895.00	16,300.00	-	-	367,195.00	226,948.00	127,947.00	-	-	354,895.00	-	30,031.25
Repairs and Maintenance-ICT Equipment	5021305003	23,230.43	3,000.00	-	-	26,230.43	5,724.43	3,000.00	-	-	8,724.43	-	557,551.00
Repairs and Maintenance-Medical Equipment	5021305011	632,819.57	53,391.00	-	-	686,210.57	229,800.00	1,100.00	-	-	230,900.00	-	2,161,000.00
Repairs and Maintenance-Printing Equipment	5021305012	-	-	-	-	-	-	-	-	-	-	-	8,348.10
Repairs and Maintenance-Sports Equipment	5021305013	-	-	-	-	-	-	-	-	-	-	-	-
Repairs and Maintenance-Technical and Scientific Equipment	5021305014	-	-	-	-	-	-	-	-	-	-	-	-
Repairs and Maintenance-Other Equipment	5021305099	6,000.00	25,660.00	-	-	31,660.00	-	25,660.00	-	-	25,660.00	-	1,076,500.00
Repairs and Maintenance-Motor Vehicles	5021306001	133,096.57	115,615.00	-	-	248,711.57	111,546.57	57,254.89	-	-	168,801.46	-	6,073,276.47
Repairs and Maintenance-Repairs and Maintenance-Furniture and Fixtures	5021307000	14,535.67	-	-	-	14,535.67	14,535.67	-	-	-	14,535.67	-	879,870.89
Repairs and Maintenance-Buildings and Other Structures	5021308001	185,000.00	-	-	-	185,000.00	-	185,000.00	-	-	185,000.00	-	14,535.67
Repairs and Maintenance-Buildings	5021309002	-	1,178,931.56	-	-	1,178,931.56	-	-	-	-	-	-	259,266.22
Repairs and Maintenance-Other Property, Plant and Equipment	5021399099	-	190.00	-	-	190.00	-	190.00	-	-	190.00	-	-
Subsidy to National Government Agencies	5021401000	-	-	-	-	-	-	-	-	-	-	-	192,432.62
Financial Assistance to National Government Agencies	5021402000	948,290,347.50	711,493,434.75	-	-	1,659,783,782.25	423,358,337.02	679,219,462.00	-	-	1,102,577,799.02	-	571,530,340.82
Financial Assistance to Local Government Units	5021403000	215,689,869.05	291,731,386.11	-	-	507,421,255.16	18,758,295.74	110,614,642.60	-	-	129,372,938.34	-	6,536,538.28
Subsidy Support to Operations of GOCCs	5021404001	145,423,975.45	141,138,173.00	-	-	286,562,148.45	-	-	-	-	-	-	927,701,788.87
Financial Assistance to Non-Government Organizations/POs	5021405000	13,099,821.29	-	-	-	13,099,821.29	13,099,821.29	-	-	-	13,099,821.29	-	4,883,481.74
Internal Revenue Allotment	5021406000	-	-	-	-	-	-	-	-	-	-	-	-
Subsidy to Regional Offices/Staff Bureaus	5021407000	-	-	-	-	-	-	-	-	-	-	-	400,984.00
Subsidy to Operating Units	5021408000	653,547.76	-	-	-	653,547.76	326,768.16	34,920.00	-	-	361,688.16	-	1,961,283.31
Subsidy to Other Funds	5021409000	16,778,133.50	10,235,492.76	-	-	27,013,626.26	16,778,133.50	10,134,843.00	-	-	26,912,976.50	-	-
Subsidies-Others	5021499000	163,352,107.43	57,974,334.03	-	-	221,326,441.46	79,745,495.48	89,183,663.39	-	-	168,929,148.87	-	9,600.00
Taxes, Duties and Licenses	5021501001	75,430.71	110,439.06	-	-	185,869.77	2,060,114.72	111,039.06	-	-	2,171,153.78	-	2,034,322.46
Tax Refund	5021501002	-	-	-	-	-	-	-	-	-	-	-	-
Fidelity Bond Premiums	5021502000	35,643.75	562.50	-	-	36,206.25	35,250.00	956.25	-	-	36,206.25	-	155,373.75
Insurance Expenses	5021503000	1,525,363.27	1,213,892.24	-	-	2,739,255.51	1,525,363.27	1,178,997.84	-	-	2,704,361.11	-	1,991,654.26
Labor and Wages	5021601000	50,300.00	-	-	-	50,300.00	50,300.00	-	-	-	50,300.00	-	986,360.54
Advertising, Promotional and Marketing Expenses	5029901000	2,953,164.10	680,660.69	-	-	3,633,824.79	2,722,049.50	401,466.08	-	-	3,123,515.58	-	25,948,629.83
Printing and Publication Expenses	5029902000	86,627.50	2,378,050.00	-	-	2,464,677.50	49,627.50	79,151.00	-	-	128,778.50	-	12,415,657.03
Representation Expenses	5029903000	1,914,244.16	8,360,609.71	-	-	10,274,853.87	809,868.55	1,311,832.61	-	-	2,121,701.16	-	10,992,608.70
Transportation and Delivery Expenses	5029904000	9,772,855.39	10,394,024.56	-	-	20,166,879.95	1,772,877.63	5,637,941.96	-	-	7,410,819.59	-	21,968,818.25
Rents-Buildings and Structures	5029905001	4,492,494.40	13,829,880.00	-	-	18,322,374.40	217,574.40	195,000.00	-	-	412,574.40	-	32,404,765.75
Rents-Land	5029905002	-	-	-	-	-	-	-	-	-	-	-	-
Rents-Motor Vehicles	5029905003	2,934,306.34	2,113,607.67	-	-	5,047,914.01	847,006.34	2,003,230.17	-	-	2,850,236.51	-	2,243,239.12
Rents-Equipment	5029905004	1,200.00	198,106.75	-	-	199,306.75	1,200.00	12,580.00	-	-	13,780.00	-	466,785.55
Rents-Living Quarters	5029905005	-	3,575,000.00	-	-	3,575,000.00	-	-	-	-	-	-	209,150.00
Operating Lease	5029905006	60,000.00	-	-	-	60,000.00	60,000.00	-	-	-	60,000.00	-	-
Financial Lease	5029905007	-	-	-	-	-	-	-	-	-	-	-	-
Rents-ICT Machinery and Equipment	5029905008	-	-	-	-	-	-	-	-	-	-	-	-
Membership Dues and Contributions to Organizations	5029906000	41,980.00	19,000.00	-	-	60,980.00	41,980.00	5,000.00	-	-	46,980.00	-	100,000.00
Subscription Expenses - ICT Software Subscription	5029907001	-	-	-	-	-	-	-	-	-	-	-	-
Subscription Expenses - Data Center Service	5029907002	-	-	-	-	-	-	-	-	-	-	-	-
Subscription Expenses - Cloud Computing Service	5029907003	-	-	-	-	-	-	-	-	-	-	-	-
Subscription Expenses - Library and Other Reading Materials Subscription Expenses	5029907004	81,458.00	-	-	-	81,458.00	-	26,702.00	-	-	26,702.00	-	-
Subscription Expenses - Other Subscription Expenses	5029907099	31,756.22	10,062.89	-	-	41,819.11	31,756.22	10,062.89	-	-	41,819.11	-	68,710.00
Donations	5029908000	-	-	-	-	-	-	-	-	-	-	-	-
Litigation/Acquired Assets Expenses	5029909000	-	-	-	-	-	-	-	-	-	-	-	-
Loss on Guaranty	5029910000	-	-	-	-	-	-	-	-	-	-	-	-
Legal Defense Expense	5029921000	-	-	-	-	-	-	-	-	-	-	-	-
Bank Transaction Fee	5029922000	-	-	-	-	-	-	-	-	-	-	-	-
Website Maintenance	5029999001	-	-	-	-	-	-	-	-	-	-	-	-
Other Maintenance and Operating Expenses	5029999099	156,925,998.63	70,447,777.82	-	-	227,373,776.45	89,299,330.31	98,418,056.62	-	-	187,717,386.93	-	107,360,323.02
tal Outlay		456,597,031.06	269,992,825.82	-	-	726,589,856.88	8,399,035.81	68,623,460.96	-	-	77,022,496.77	-	918,666,517.30
Water Supply Systems	5060403004	-	-	-	-	-	-	-	-	-	-	-	196,000.00
Power Supply Systems	5060403005	-	-	-	-	-	-	-	-	-	-	-	7,305,200.00
Hospitals and Health Centers	5060404003	107,522,977.94	43,212,841.68	-	-	150,735,819.62	4,160,908.66	16,720,505.47	-	-	20,881,414.13	-	307,747,707.11
Hostels and Dormitories	5060404006	-	-	-	-	-	-	-	-	-	-	-	-
Other Structures	5060404099	34,168,342.70	-	-	-	34,168,342.70	-	5,125,251.41	-	-	5,125,251.41	-	-
Machinery	5060405001	-	-	-	-	-	-	-	-	-	-	-	-

PARTICULARS	UACS CODE	TOTAL OBLIGATION					TOTAL DISBURSEMENT					BALANCES	
		1st Qtr ending March 31	2nd Qtr ending June 30	3rd Qtr ending Sept. 30	4th Qtr ending Dec. 31	TOTAL OBLIGATION	1st Qtr ending March 31	2nd Qtr ending June 30	3rd Qtr ending Sept. 30	4th Qtr ending Dec. 31	TOTAL	Unreleased Appropriation	Unobligated Allotment
Office Equipment	5060405002	-	-	-	-	-	-	-	-	-	-	-	-
Information and Communications Technology Equipment	5060405003	9,012,770.00	1,760,732.10	-	-	10,773,502.10	728,070.00	2,056,937.10	-	-	2,785,007.10	-	3,300,000.00
Agricultural and Forestry Equipment	5060405004	-	-	-	-	-	-	-	-	-	-	-	1,459,030.00
Marine and Fishery Equipment	5060405005	-	-	-	-	-	-	-	-	-	-	-	-
Airport Equipment	5060405006	-	-	-	-	-	-	-	-	-	-	-	-
Communications Equipment	5060405007	1,672,000.00	29,050,000.00	-	-	30,722,000.00	-	-	-	-	-	-	-
Construction and Heavy Equipment	5060405008	-	-	-	-	-	-	-	-	-	-	-	-
Disaster Response and Rescue Equipment	5060405009	-	-	-	-	-	-	-	-	-	-	-	-
Medical Equipment	5060405011	297,787,125.82	161,854,252.04	-	-	459,641,377.86	3,510,057.15	35,283,516.98	-	-	38,793,574.13	-	525,559,515.67
Printing Equipment	5060405012	-	-	-	-	-	-	-	-	-	-	-	-
Sports Equipment	5060405013	-	-	-	-	-	-	-	-	-	-	-	-
Technical and Scientific Equipment	5060405014	-	-	-	-	-	-	-	-	-	-	-	-
ICT Software	5060405015	-	9,480,000.00	-	-	9,480,000.00	-	9,437,250.00	-	-	9,437,250.00	-	168,000.00
Other Machinery and Equipment	5060405099	-	-	-	-	-	-	-	-	-	-	-	-
Motor Vehicles	5060406001	6,433,814.60	24,635,000.00	-	-	31,068,814.60	-	-	-	-	-	-	500,000.00
Trains	5060406002	-	-	-	-	-	-	-	-	-	-	-	72,263,734.12
Aircrafts and Aircrafts Ground Equipment	5060406003	-	-	-	-	-	-	-	-	-	-	-	-
Watercrafts	5060406004	-	-	-	-	-	-	-	-	-	-	-	-
Other Transportation Equipment	5060406099	-	-	-	-	-	-	-	-	-	-	-	-
Furniture and Fixtures	5060407001	-	-	-	-	-	-	-	-	-	-	-	167,330.40
ECIAL PURPOSE FUND		1,897,356,802.59	618,853,602.92	-	-	2,516,210,405.51	1,158,801,262.96	444,283,900.04	-	-	1,603,085,163.00	-	146,721,050.85
Contingent Fund (SARO-BMB-B-21-0002785, SARO-BMB-B-21-001313)- Augmentation/T		741,297,360.75	260,993,306.60	-	-	1,002,290,667.35	322,550,091.89	315,363,535.66	-	-	637,913,627.55	-	120,086,396.55
tenance and Other Operating Expenses		608,204,343.04	198,591,910.27	-	-	806,796,253.31	284,530,493.01	301,539,495.53	-	-	586,069,988.54	-	50,461,380.23
Traveling Expenses-Local	5020101000	-	-	-	-	-	-	-	-	-	-	-	-
Traveling Expenses-Foreign	5020102000	-	-	-	-	-	-	-	-	-	-	-	-
ICT Training Expenses	5020201001	-	-	-	-	-	-	-	-	-	-	-	-
Training Expenses	5020201002	638,480.00	-	-	-	638,480.00	-	638,480.00	-	-	638,480.00	-	520.00
Food Supplies Expenses	5020305000	290,198.40	-	-	-	290,198.40	-	49,600.00	-	-	49,600.00	-	-
Welfare Goods Expenses	5020306000	-	-	-	-	-	-	-	-	-	-	-	-
Drugs and Medicines Expenses	5020307000	3,781,996.80	619,118.15	-	-	4,401,114.95	3,759,358.00	12,661.95	-	-	3,772,019.95	-	6,452,411.05
Medical, Dental and Laboratory Supplies Expenses	5020308000	2,866,408.98	712,422.81	-	-	3,578,831.79	84,845.27	2,387,859.30	-	-	2,472,704.57	-	3.97
Fuel, Oil and Lubricants Expenses	5020309000	91,228.61	40,801.38	-	-	132,029.99	50,410.47	58,887.78	-	-	109,298.25	-	-
Semi-Expendable-Medical Equipment	5020321010	9,600.00	270.00	-	-	9,330.00	1,300.00	5,730.00	-	-	7,030.00	-	-
Other Supplies and Materials Expenses	5020399000	204,221.90	53,556.26	-	-	257,778.16	8,745.75	177,320.69	-	-	186,066.44	-	-
Water Expenses	5020401000	520,154.51	218,731.63	-	-	738,886.14	520,154.51	218,257.98	-	-	738,412.49	-	-
Electricity Expenses	5020402000	486,961.79	531,165.34	-	-	1,018,127.13	486,961.79	296,257.98	-	-	783,219.77	-	-
Gas/Heating Expenses	5020403000	-	-	-	-	-	-	-	-	-	-	-	-
Postage and Courier Expenses	5020501000	-	-	-	-	-	-	-	-	-	-	-	-
Mobile	5020502001	-	-	-	-	-	-	-	-	-	-	-	-
Landline	5020502002	-	-	-	-	-	-	-	-	-	-	-	-
Internet Subscription Expenses	5020503000	-	35,392.00	-	-	35,392.00	-	35,392.00	-	-	35,392.00	-	-
Other Professional Services	5021199000	38,601,500.00	35,346,500.00	-	-	73,948,000.00	38,500.00	16,639,000.00	-	-	16,677,500.00	-	7,651,000.00
Environment/Sanitary Services	5021201000	-	-	-	-	-	-	-	-	-	-	-	-
Janitorial Services	5021202000	-	1,227,467.94	-	-	1,227,467.94	-	818,311.96	-	-	818,311.96	-	-
Security Services	5021203000	-	1,624,351.89	-	-	1,624,351.89	-	1,624,351.89	-	-	1,624,351.89	-	-
Financial Assistance to National Government Agencies	5021402000	21,028,000.00	5,495,000.00	-	-	26,523,000.00	22,655,803.00	7,197,197.00	-	-	29,853,000.00	-	14,680,800.00
Financial Assistance to Local Government Units	5021403000	165,809,000.00	1,000,000.00	-	-	166,809,000.00	24,692,500.00	20,649,000.00	-	-	45,341,500.00	-	-
Subsidies-Others	5021499000	13,705,000.00	49,602,500.00	-	-	63,307,500.00	11,749,000.00	41,468,000.00	-	-	53,217,000.00	-	-
Transportation and Delivery Expenses	5029904000	-	-	-	-	-	-	-	-	-	-	-	-
Other Maintenance and Operating Expenses	5029999099	360,171,592.05	102,085,172.87	-	-	462,256,764.92	220,482,914.22	209,263,187.00	-	-	429,746,101.22	-	972,248.82
													20,704,396.39
tal Outlay		133,093,017.71	62,401,396.33	-	-	195,494,414.04	38,019,598.88	13,824,040.13	-	-	51,843,639.01	-	69,625,016.32
Hospitals and Health Centers	5060404003	133,093,017.71	46,423,786.33	-	-	179,516,804.04	38,019,598.88	7,458,640.13	-	-	45,478,239.01	-	54,102,626.32
Information and Communications Technology Equipment	5060405003	-	-	-	-	-	-	-	-	-	-	-	1,500,000.00
Medical Equipment	5060405011	-	15,977,610.00	-	-	15,977,610.00	-	6,365,400.00	-	-	6,365,400.00	-	14,022,390.00
Contingent Fund (SARO-BMB-B-21-0008451/SARO-BMB-B-22-0000196)- SRA		1,124,675,404.98	49,322,290.28	-	-	1,173,997,695.26	815,888,648.86	115,720,006.26	-	-	931,608,655.12	-	11,405,324.61
tenance and Other Operating Expenses		1,124,675,404.98	49,322,290.28	-	-	1,173,997,695.26	815,888,648.86	115,720,006.26	-	-	931,608,655.12	-	11,405,324.61
Subsidy Support to Operations of GOCCs	5021404001	-	1,152,947.16	-	-	1,152,947.16	-	1,048,629.00	-	-	1,048,629.00	-	-
Other Maintenance and Operating Expenses	5029999099	1,124,675,404.98	48,169,343.12	-	-	1,172,844,748.10	815,888,648.86	114,671,377.26	-	-	930,560,026.12	-	11,405,324.61
Contingent Fund (SARO-BMB-B-21-0008535)- Salaries & Benefits		31,384,036.86	14,938,006.04	-	-	46,322,042.90	20,362,522.21	13,200,358.12	-	-	33,562,880.33	-	15,210,129.69
tenance and Other Operating Expenses		31,384,036.86	14,938,006.04	-	-	46,322,042.90	20,362,522.21	13,200,358.12	-	-	33,562,880.33	-	15,210,129.69
Traveling Expenses-Local	5020101000	-	48,078.16	-	-	48,078.16	-	45,878.16	-	-	45,878.16	-	-
Other Professional Services	5021199000	17,805,162.30	14,488,937.06	-	-	32,294,099.36	9,737,647.60	10,005,544.83	-	-	19,743,192.43	-	10,431,452.50
Environment/Sanitary Services	5021201000	-	-	-	-	-	-	-	-	-	-	-	-

PARTICULARS	UACS CODE	TOTAL OBLIGATION					TOTAL DISBURSEMENT					BALANCES	
		1st Qtr ending March 31	2nd Qtr ending June 30	3rd Qtr ending Sept. 30	4th Qtr ending Dec. 31	TOTAL OBLIGATION	1st Qtr ending March 31	2nd Qtr ending June 30	3rd Qtr ending Sept. 30	4th Qtr ending Dec. 31	TOTAL	Unreleased Appropriation	Unobligated Allotment
Janitorial Services	5021202000	-	-	-	-	-	-	-	-	-	-	-	-
Security Services	5021203000	-	-	-	-	-	-	-	-	-	-	-	-
Other General Services	5021299000	75,831.05	-	-	-	75,831.05	75,831.05	-	-	-	75,831.05	-	-
Financial Assistance to Local Government Units	5021403000	3,039,768.50	42,374.26	-	-	3,082,142.76	2,119,643.36	962,499.40	-	-	3,082,142.76	-	-
Subsidy Support to Operations of GOCCs	5021404001	-	197,991.84	-	-	197,991.84	-	197,991.84	-	-	197,991.84	-	127,056.14
Other Maintenance and Operating Expenses	5029999099	10,458,715.49	130,165.44	-	-	10,588,880.93	8,429,400.20	1,988,443.89	-	-	10,417,844.09	-	4,651,621.05
Calamity Fund		-	293,600,000.00	-	-	293,600,000.00	-	-	-	-	-	-	19,200.00
Capital Outlay		-	293,600,000.00	-	-	293,600,000.00	-	-	-	-	-	-	19,200.00
Other Infrastructure Assets	5060403099	-	-	-	-	-	-	-	-	-	-	-	-
Hospitals and Health Centers	5060404003	-	-	-	-	-	-	-	-	-	-	-	-
Other Structures	5060404099	-	293,600,000.00	-	-	293,600,000.00	-	-	-	-	-	-	19,200.00
Machinery	5060405001	-	-	-	-	-	-	-	-	-	-	-	-
Office Equipment	5060405002	-	-	-	-	-	-	-	-	-	-	-	-
Information and Communications Technology Equipment	5060405003	-	-	-	-	-	-	-	-	-	-	-	-
Communications Equipment	5060405007	-	-	-	-	-	-	-	-	-	-	-	-
Medical Equipment	5060405011	-	-	-	-	-	-	-	-	-	-	-	-
Printing Equipment	5060405012	-	-	-	-	-	-	-	-	-	-	-	-
ICT Software	5060405015	-	-	-	-	-	-	-	-	-	-	-	-
Other Machinery and Equipment	5060405099	-	-	-	-	-	-	-	-	-	-	-	-
Motor Vehicles	5060406001	-	-	-	-	-	-	-	-	-	-	-	-
AL CONAP		4,595,053,990.40	2,609,152,356.82	-	-	7,204,206,347.22	1,098,943,142.63	1,789,218,410.14	-	-	3,788,161,552.77	-	3,650,668,309.00
ND TOTAL (CURRENT + CONAP)		37,229,790,956.17	45,995,967,868.55	-	-	83,225,758,824.73	22,280,026,314.13	35,529,367,443.42	-	-	57,809,393,757.55	3,331,286,000.00	155,857,313,307.50


Certified Correct:


 AGNES D. MARFORI
 OIC, BUDGET DIVISION

Certified Correct:


 FILIPINA V. VELASQUEZ, CPA, MM
 CHIEF ACCOUNTANT

Recommending Approval:


 ROWENA C. LORA, CPA, MM, CESE
 DIRECTOR IV
 FINANCIAL AND MANAGEMENT SERVICE

STATEMENT OF APPROPRIATIONS, ALLOTMENTS, OBLIGATIONS, DISBURSEMENTS AND BALANCES
As of the Quarter Ending June 30, 2022

Department: Department of Health (DOH)
Agency: Office of the Secretary
Operating Unit: Central Office
Organization Code (UACS): 130010000000
Fund Cluster: 01 - Regular Agency Fund, 04 - Special Accounts/ Foreign Assisted

Current Year Appropriations
Continuing Appropriations

PARTICULARS	UACS CODE	APPROPRIATION				ALLOTMENTS				Adjusted Total Allotments	
		Authorized	Appropriation	Outside Dept.	Within Dept.	Adjusted Appropriations	Allotments Received	Additional SARO (Augmentation/Withdrawal) / (Realignment/ Prior Years Adjustment)	(Transfer to)		(Transfer From)
CURRENT											
A. Agency Specific Budget		120,721,635,000.00	-	-	65,566,557,960.82	55,155,077,039.18	117,419,769,000.00	0.00	-	65,566,557,960.82	51,853,211,039.18
Personnel Services		29,167,056,000.00	-	-	23,229,327,823.60	5,937,728,176.40	29,167,056,000.00	0.00	-	23,229,327,823.60	5,937,728,176.40
Basic Salary-Civilian	5010101001	460,282,000.00	-	-	14,682,321.93	445,599,678.07	460,282,000.00	232,239,381.88	-	246,921,703.81	445,599,678.07
Salaries and Wages-Casual/Contractual	5010102000	16,334,721,000.00	-	-	13,656,736,912.82	2,677,984,087.18	16,334,721,000.00	4,350,192,757.82	-	9,306,544,155.00	2,677,984,087.18
PERA-Civilian	5010201001	18,108,000.00	-	-	2,588,727.29	20,696,727.29	18,108,000.00	522,516,927.29	-	519,928,200.00	20,696,727.29
Representation Allowance (RA)	5010202000	6,720,000.00	-	-	427,250.00	7,147,250.00	6,720,000.00	11,158,550.00	-	10,731,300.00	7,147,250.00
Transportation Allowance (TA)	5010203000	5,904,000.00	-	-	172,000.00	6,076,000.00	5,904,000.00	356,500.00	-	184,500.00	6,076,000.00
Clothing/Uniform Allowance-Civilian	5010204001	4,530,000.00	-	-	1,300,000.00	5,830,000.00	4,530,000.00	145,087,300.00	-	143,787,300.00	5,830,000.00
Subsistence Allowance-Magna Carta Benefits for Public Health Workers	5010205003	-	-	-	4,244,652.50	4,244,652.50	-	291,087,162.50	-	286,842,510.00	4,244,652.50
Laundry Allowance-Magna Carta Benefits for Public Health Workers	5010206004	-	-	-	644,448.86	644,448.86	-	39,639,063.86	-	38,994,615.00	644,448.86
Quarters Allowance-Magna Carta Benefits for Public Health Workers	5010207004	-	-	-	-	-	-	-	-	-	-
Productivity Incentive Allowance - Civilian	5010208001	-	-	-	-	-	-	1,040,000.00	-	1,040,000.00	-
Honoraria-Civilian	5010210001	4,462,000.00	-	-	-	4,462,000.00	4,462,000.00	-	-	-	4,462,000.00
HP-Magna Carta Benefits for Public Health Workers under R.A. 7305	5010211005	1,965,266,000.00	-	-	1,897,756,858.81	67,509,141.19	1,965,266,000.00	2,289,342,196.19	-	4,187,099,055.00	67,509,141.19
Longevity Pay-Magna Carta Benefits for Public Health Workers under	5010212004	-	-	-	17,026,506.29	17,026,506.29	-	17,164,067.29	-	137,561.00	17,026,506.29
Overtime Pay	5010213001	-	-	-	274,581.32	274,581.32	-	274,581.32	-	-	274,581.32
Night-shift Differential Pay	5010213002	39,000.00	-	-	39,000.00	-	39,000.00	39,000.00	-	-	-
Year-End Bonus-Civilian	5010214001	38,355,000.00	-	-	1,572,221.40	36,782,778.60	38,355,000.00	23,991,995.60	-	25,664,217.00	36,782,778.60
Cash Gift-Civilian	5010215001	3,775,000.00	-	-	90,000.00	3,685,000.00	3,775,000.00	2,372,750.00	-	2,462,750.00	3,685,000.00
Mid-Year Bonus-Civilian	5010216001	38,355,000.00	-	-	8,788,040.00	47,143,040.00	38,355,000.00	871,458,890.00	-	862,670,850.00	47,143,040.00
Collective Negotiation Agreement Incentive-Civilian	5010299011	-	-	-	-	-	-	-	-	-	-
Productivity Enhancement Incentive-Civilian	5010299012	3,775,000.00	-	-	90,000.00	3,685,000.00	3,775,000.00	1,332,750.00	-	1,422,750.00	3,685,000.00
Performance Based Bonus-Civilian	5010299014	-	-	-	-	-	-	-	-	-	-
Anniversary Bonus-Civilian	5010299038	-	-	-	-	-	-	-	-	-	-
Retirement and Life Insurance Premiums	5010301000	-	-	-	785,336.64	785,336.64	-	785,336.64	-	-	785,336.64
Pag-IBIG-Civilian	5010302001	906,000.00	-	-	24,700.00	930,700.00	906,000.00	26,021,110.00	-	25,996,410.00	930,700.00
PhilHealth-Civilian	5010303001	6,878,000.00	-	-	185,294.23	7,063,294.23	6,878,000.00	162,670,439.23	-	162,485,145.00	7,063,294.23
ECIP-Civilian	5010304001	906,000.00	-	-	32,400.00	938,400.00	906,000.00	26,028,810.00	-	25,996,410.00	938,400.00
Pension Benefits-Civilian	5010401001	-	-	-	-	-	-	-	-	-	-
Retirement Gratuity-Civilian	5010402001	-	-	-	-	-	-	-	-	-	-
Terminal Leave Benefits-Civilian	5010403001	388,726,000.00	-	-	190,970,525.46	197,755,474.54	388,726,000.00	25,059,147.83	-	216,029,673.29	197,755,474.54
Lump-sum for Creation of New Positions-Civilian	5010499001	-	-	-	-	-	-	-	-	-	-
Lump-sum for Reclassification of Positions	5010499003	-	-	-	-	-	-	-	-	-	-
Lump-sum for Compensation Adjustment	5010499006	-	-	-	-	-	-	-	-	-	-
Lump-sum for Filling of Positions-Civilian	5010499007	5,374,197,000.00	-	-	4,930,975,201.81	443,221,798.19	5,374,197,000.00	339,378,201.81	-	4,591,597,000.00	443,221,798.19
Lump-sum for NBC No. 308	5010499008	-	-	-	-	-	-	-	-	-	-
Lump-sum for Personnel Services	5010499009	-	-	-	-	-	-	-	-	-	-
Lump-sum for Step Increments-Length of Service	5010499010	1,151,000.00	-	-	27,000.00	1,124,000.00	1,151,000.00	27,000.00	-	-	1,124,000.00
Lump-sum for Step Increments-Meritorious Performance	5010499011	-	-	-	-	-	-	-	-	-	-
Other Lump-sum	5010499012	-	-	-	-	-	-	-	-	-	-
Loyalty Award-Civilian	5010499015	-	-	-	10,000.00	10,000.00	-	10,000.00	-	-	10,000.00
Other Personnel Benefits	5010499099	4,510,000,000.00	-	-	2,572,891,718.50	1,937,108,281.50	4,510,000,000.00	-	-	2,572,891,718.50	1,937,108,281.50
		-	-	-	-	-	-	-	-	-	-
Maintenance and Other Operating Expenses		66,246,845,000.00	-	-	19,891,039,537.22	46,355,805,462.78	62,944,979,000.00	0.00	-	19,891,039,537.22	43,053,939,462.78
Traveling Expenses-Local	5020101000	83,641,000.00	-	-	1,402,811.26	85,043,811.26	46,776,000.00	1,975,311.26	-	572,500.00	48,178,811.26
Traveling Expenses-Foreign	5020102000	24,165,000.00	-	-	231,163.61	23,933,836.39	24,165,000.00	231,163.61	-	-	23,933,836.39
ICT Training Expenses	5020201001	-	-	-	-	-	-	-	-	-	-
Training Expenses	5020201002	139,281,000.00	-	-	72,722,996.79	66,558,003.21	124,631,000.00	48,461,716.79	-	24,261,280.00	51,908,003.21
Scholarship Grants/Expenses	5020202000	459,570,000.00	-	-	16,623,926.24	442,946,073.76	459,570,000.00	16,623,926.24	-	-	442,946,073.76
Office Supplies Expenses	5020301000	-	-	-	4,900.00	4,900.00	-	4,900.00	-	-	4,900.00
ICT Office Supplies Expenses	5020301001	-	-	-	-	-	-	-	-	-	-
Office Supplies Expenses	5020301002	11,667,000.00	-	-	291,280.00	11,375,720.00	11,667,000.00	5,245,618.83	-	5,536,898.83	11,375,720.00

PARTICULARS	UACS CODE	APPROPRIATION				ALLOTMENTS				
		Authorized Appropriation	Outside Dept.	Within Dept.	Adjusted Appropriations	Allotments Received	Additional SARO (Augmentation/Withdrawal) / (Realignment/ Prior Years Adjustment)	(Transfer to)	(Transfer From)	Adjusted Total Allotments
Accountable Forms Expenses	5020302000	579,000.00	-	-	579,000.00	579,000.00	-	-	-	579,000.00
Non-Accountable Forms Expenses	5020303000	-	-	-	-	-	-	-	-	-
Animal/Zoological Supplies Expenses	5020304000	-	-	-	-	-	-	-	-	-
Food Supplies Expenses	5020305000	-	-	-	-	-	7,054,329.46	7,054,329.46	-	-
Welfare Goods Expenses	5020306000	-	-	-	-	-	-	-	-	-
Drugs and Medicines Expenses	5020307000	13,391,703,000.00	-	704,682,178.36	12,687,020,821.64	11,463,421,000.00	701,831,297.82	2,850,880.54	-	10,758,738,821.64
Medical, Dental and Laboratory Supplies Expenses	5020308000	12,080,991,000.00	-	1,752,117,183.90	10,328,873,816.10	11,302,427,000.00	1,739,769,623.90	12,347,560.00	-	9,550,309,816.10
Fuel, Oil and Lubricants Expenses	5020309000	4,982,000.00	-	1,394,004.02	6,376,004.02	4,982,000.00	1,394,004.02	-	-	6,376,004.02
Agricultural and Marine Supplies Expenses	5020310000	-	-	-	-	-	-	-	-	-
Textbooks and Instructional Materials Expenses	5020311001	-	-	-	-	-	-	-	-	-
Chemical and Filtering Supplies Expenses	5020313000	-	-	-	-	-	-	-	-	-
Semi-Expendable Machinery	5020321001	-	-	9,750.00	9,750.00	-	9,750.00	-	-	9,750.00
Semi-Expendable-Office Equipment	5020321002	3,000.00	-	11,814.00	14,814.00	3,000.00	280,304.00	268,490.00	-	14,814.00
Semi-Expendable-Information and Communications Technology Equip	5020321003	153,047,000.00	-	68,568,841.63	84,478,158.37	153,047,000.00	68,035,843.63	532,998.00	-	84,478,158.37
Semi-Expendable-Agricultural and Forestry Equipment	5020321004	-	-	-	-	-	-	-	-	-
Semi-Expendable-Marine and Fishery Equipment	5020321005	-	-	-	-	-	-	-	-	-
Semi-Expendable-Airport Equipment	5020321006	-	-	-	-	-	-	-	-	-
Semi-Expendable-Communications Equipment	5020321007	-	-	-	-	-	-	-	-	-
Semi-Expendable-Disaster Response and Rescue Equipment	5020321008	-	-	-	-	-	-	-	-	-
Semi-Expendable-Military, Police and Security Equipment	5020321009	-	-	-	-	-	-	-	-	-
Semi-Expendable-Medical Equipment	5020321010	-	-	-	-	-	-	-	-	-
Semi-Expendable-Printing Equipment	5020321011	-	-	-	-	-	52,000.00	52,000.00	-	-
Semi-Expendable-Sports Equipment	5020321012	-	-	-	-	-	-	-	-	-
Semi-Expendable-Technical and Scientific Equipment	5020321013	-	-	-	-	-	-	-	-	-
Semi-Expendable-Other Equipment	5020321099	85,000.00	-	600,000.00	685,000.00	85,000.00	600,000.00	-	-	685,000.00
Semi-Expendable-Semi-Expendable Furniture, Fixtures and Books E	5020322000	-	-	-	-	-	-	-	-	-
Semi-Expendable-Furniture and Fixtures	5020322001	893,000.00	-	9,915.00	902,915.00	893,000.00	9,915.00	-	-	902,915.00
Semi-Expendable-Books	5020322002	14,000.00	-	-	14,000.00	14,000.00	-	-	-	14,000.00
Other Supplies and Materials Expenses	5020399000	3,793,307,000.00	-	36,702,077.82	3,756,604,922.18	3,793,307,000.00	28,888,806.82	7,813,271.00	-	3,756,604,922.18
Water Expenses	5020401000	11,723,000.00	-	-	11,723,000.00	11,723,000.00	-	-	-	11,723,000.00
Electricity Expenses	5020402000	53,635,000.00	-	2,143,374.11	55,778,374.11	53,635,000.00	2,143,374.11	-	-	55,778,374.11
Gas/Heating Expenses	5020403000	-	-	-	-	-	-	-	-	-
Postage and Courier Expenses	5020501000	58,000.00	-	7,539.00	65,539.00	58,000.00	7,539.00	-	-	65,539.00
Mobile	5020502001	32,555,000.00	-	939,045.39	33,494,045.39	32,555,000.00	1,506,445.39	567,400.00	-	33,494,045.39
Landline	5020502002	7,711,000.00	-	6,301,578.08	14,012,578.08	7,711,000.00	6,301,578.08	-	-	14,012,578.08
Internet Subscription Expenses	5020503000	16,656,000.00	-	-	16,656,000.00	16,656,000.00	309,000.00	309,000.00	-	16,656,000.00
Cable, Satellite, Telegraph and Radio Expenses	5020504000	3,871,000.00	-	2,168,180.00	6,039,180.00	3,871,000.00	2,168,180.00	-	-	6,039,180.00
Awards/Rewards Expenses	5020601001	-	-	-	-	-	245,000.00	245,000.00	-	-
Rewards and Incentives	5020601002	-	-	-	-	-	200,000.00	200,000.00	-	-
Prizes	5020602000	-	-	-	-	-	745,000.00	745,000.00	-	-
ICT Survey Expenses	5020701001	-	-	-	-	-	-	-	-	-
Survey Expenses	5020701002	-	-	-	-	-	115,000.00	115,000.00	-	-
ICT Research, Exploration and Development Expenses	5020702001	-	-	-	-	-	-	-	-	-
Research, Exploration and Development Expenses	5020702002	16,040,000.00	-	-	16,040,000.00	16,040,000.00	200,000.00	200,000.00	-	16,040,000.00
Confidential Expenses	5021001000	-	-	-	-	-	-	-	-	-
Intelligence Expenses	5021002000	-	-	-	-	-	-	-	-	-
Extraordinary and Miscellaneous Expenses	5021003000	6,999,000.00	-	213,022.59	7,212,022.59	6,999,000.00	213,022.59	-	-	7,212,022.59
Legal Services	5021101000	1,199,000.00	-	-	1,199,000.00	1,199,000.00	-	-	-	1,199,000.00
Auditing Services	5021102000	174,000.00	-	130,230.45	304,230.45	174,000.00	130,230.45	-	-	304,230.45
ICT Consultancy Services	5021103001	-	-	-	-	-	-	-	-	-
Consultancy Services	5021103002	550,728,000.00	-	215,530,143.02	335,197,856.98	511,695,000.00	213,580,143.02	1,950,000.00	-	296,164,856.98
Other Professional Services	5021199000	9,470,728,000.00	-	6,452,680,755.28	3,018,047,244.72	9,470,728,000.00	4,294,853,784.91	2,157,826,970.37	-	3,018,047,244.72
Environment/Sanitary Services	5021201000	-	-	-	-	-	-	-	-	-
Janitorial Services	5021202000	40,147,000.00	-	4,657,918.04	35,489,081.96	40,147,000.00	4,657,918.04	-	-	35,489,081.96
Security Services	5021203000	46,704,000.00	-	13,128,390.74	59,832,390.74	46,704,000.00	13,128,390.74	-	-	59,832,390.74
Other General Services	5021299000	-	-	-	-	-	-	-	-	-
Repairs and Maintenance-Investment Property	5021301000	-	-	-	-	-	-	-	-	-
Repairs and Maintenance-Land Improvements	5021302000	-	-	-	-	-	-	-	-	-
Other Land Improvements	5021302099	-	-	-	-	-	-	-	-	-
Repairs and Maintenance-Road Networks	5021303001	-	-	-	-	-	-	-	-	-
Repairs and Maintenance-Flood Control Systems	5021303002	-	-	-	-	-	-	-	-	-
Repairs and Maintenance-Sewer Systems	5021303003	-	-	-	-	-	-	-	-	-
Repairs and Maintenance-Water Supply Systems	5021303004	-	-	-	-	-	-	-	-	-
Repairs and Maintenance-Power Supply Systems	5021303005	-	-	-	-	-	-	-	-	-

PARTICULARS	UACS CODE	APPROPRIATION				ALLOTMENTS				
		Authorized Appropriation	Outside Dept.	Within Dept.	Adjusted Appropriations	Allotments Received	Additional SARO (Augmentation/Withdrawal) / (Realignment/ Prior Years Adjustment)	(Transfer to)	(Transfer From)	Adjusted Total Allotments
Repairs and Maintenance-Communications Networks	5021303006	-	-	-	-	-	-	-	-	-
Repairs and Maintenance-Parks, Plazas and Monuments	5021303009	-	-	-	-	-	-	-	-	-
Repairs and Maintenance-Railway Systems	5021303010	-	-	-	-	-	-	-	-	-
Repairs and Maintenance-Other Infrastructure Assets	5021303099	-	-	-	-	-	-	-	-	-
Repairs and Maintenance-Buildings	5021304001	1,495,000.00	-	20,292.00	1,515,292.00	1,495,000.00	20,292.00	-	-	1,515,292.00
Repairs and Maintenance-School Buildings	5021304002	-	-	-	-	-	-	-	-	-
Repairs and Maintenance-Hospitals and Health Centers	5021304003	-	-	-	-	-	-	-	-	-
Repairs and Maintenance-Hostels and Dormitories	5021304006	-	-	-	-	-	-	-	-	-
Repairs and Maintenance-Other Structures	5021304099	-	-	1,500,777.00	1,500,777.00	-	1,500,777.00	-	-	1,500,777.00
Repairs and Maintenance-Machinery	5021305001	14,000.00	-	-	14,000.00	14,000.00	-	-	-	14,000.00
Repairs and Maintenance-Office Equipment	5021305002	187,000.00	-	2,337,406.00	2,524,406.00	187,000.00	2,337,406.00	-	-	2,524,406.00
Repairs and Maintenance-ICT Equipment	5021305003	11,522,000.00	-	138,658.00	11,660,658.00	11,522,000.00	138,658.00	-	-	11,660,658.00
Repairs and Maintenance-Agricultural and Forestry Equipment	5021305004	-	-	-	-	-	-	-	-	-
Repairs and Maintenance-Marine and Fishery Equipment	5021305005	-	-	-	-	-	-	-	-	-
Repairs and Maintenance-Communications Equipment	5021305007	-	-	-	-	-	-	-	-	-
Repairs and Maintenance-Construction and Heavy Equipment	5021305008	-	-	-	-	-	-	-	-	-
Repairs and Maintenance-Disaster Response and Rescue Equipmen	5021305009	-	-	-	-	-	-	-	-	-
Repairs and Maintenance-Military, Police and Security Equipment	5021305010	-	-	-	-	-	-	-	-	-
Repairs and Maintenance-Medical Equipment	5021305011	-	-	-	-	-	-	-	-	-
Repairs and Maintenance-Printing Equipment	5021305012	-	-	-	-	-	-	-	-	-
Repairs and Maintenance-Sports Equipment	5021305013	-	-	-	-	-	-	-	-	-
Repairs and Maintenance-Technical and Scientific Equipment	5021305014	-	-	-	-	-	-	-	-	-
Repairs and Maintenance-Other Equipment	5021305099	2,757,000.00	-	-	2,757,000.00	2,757,000.00	-	-	-	2,757,000.00
Repairs and Maintenance-Motor Vehicles	5021306001	2,537,000.00	-	14,840.00	2,551,840.00	2,537,000.00	14,840.00	-	-	2,551,840.00
Repairs and Maintenance-Trains	5021306002	-	-	-	-	-	-	-	-	-
Repairs and Maintenance-Aircrafts and Aircrafts Ground Equipment	5021306003	-	-	-	-	-	-	-	-	-
Repairs and Maintenance-Watercrafts	5021306004	-	-	-	-	-	-	-	-	-
Repairs and Maintenance-Other Transportation Equipment	5021306099	-	-	-	-	-	-	-	-	-
Repairs and Maintenance-Repairs and Maintenance-Furniture and F	5021307000	20,000.00	-	5,000.00	25,000.00	20,000.00	5,000.00	-	-	25,000.00
Repairs and Maintenance-Buildings and Other Structures	5021308001	-	-	-	-	-	-	-	-	-
Repairs and Maintenance-Machinery and Equipment	5021308002	-	-	-	-	-	-	-	-	-
Repairs and Maintenance-Transportation Equipment	5021308003	-	-	-	-	-	-	-	-	-
Repairs and Maintenance-ICT Machinery and Equipment	5021308004	-	-	-	-	-	-	-	-	-
Repairs and Maintenance-Other Leased Assets	5021308099	-	-	-	-	-	-	-	-	-
Repairs and Maintenance-Land	5021309001	-	-	-	-	-	-	-	-	-
Repairs and Maintenance-Buildings	5021309002	-	-	-	-	-	-	-	-	-
Repairs and Maintenance-Other Leased Assets Improvements	5021309099	-	-	-	-	-	-	-	-	-
RM- Semi-Expendable-Machinery	5021321001	-	-	-	-	-	-	-	-	-
RM- Semi-Expendable-Office Equipment	5021321002	-	-	-	-	-	-	-	-	-
RM- Semi-Expendable-Information and Communications Technology	5021321003	-	-	-	-	-	-	-	-	-
RM- Semi-Expendable-Agricultural and Forestry Equipment	5021321004	-	-	-	-	-	-	-	-	-
RM- Semi-Expendable-Marine and Fishery Equipment	5021321005	-	-	-	-	-	-	-	-	-
RM- Semi-Expendable-Communications Equipment	5021321007	-	-	-	-	-	-	-	-	-
RM- Semi-Expendable-Disaster Response and Rescue Equipment	5021321008	1,890,000.00	-	-	1,890,000.00	1,890,000.00	-	-	-	1,890,000.00
RM- Semi-Expendable-Military, Police and Security Equipment	5021321009	-	-	-	-	-	-	-	-	-
RM- Semi-Expendable-Medical Equipment	5021321010	-	-	-	-	-	-	-	-	-
RM- Semi-Expendable-Printing Equipment	5021321011	-	-	-	-	-	-	-	-	-
RM- Semi-Expendable-Sports Equipment	5021321012	-	-	-	-	-	-	-	-	-
RM- Semi-Expendable-Technical and Scientific Equipment	5021321013	-	-	-	-	-	-	-	-	-
RM- Semi-Expendable-Other Equipment	5021321099	-	-	-	-	-	-	-	-	-
RM- Semi-Expendable-Furniture and Fixture	5021322001	36,000.00	-	-	36,000.00	36,000.00	-	-	-	36,000.00
RM- Semi-Expendable-Books	5021322002	-	-	-	-	-	-	-	-	-
Repairs and Maintenance-Other Property, Plant and Equipment	5021399099	-	-	-	-	-	-	-	-	-
Subsidy to National Government Agencies	5021401000	-	-	-	-	-	-	-	-	-
Financial Assistance to National Government Agencies	5021402000	17,919,228,000.00	-	10,686,654,579.47	7,232,573,420.53	17,781,921,000.00	5,821,150,835.29	16,507,805,414.76	-	7,095,266,420.53
Financial Assistance to Local Government Units	5021403000	232,704,000.00	-	47,977,197.50	280,681,197.50	232,704,000.00	47,977,197.50	-	-	280,681,197.50
Subsidy Support to Operations of GOCCs	5021404001	30,767,000.00	-	271,853,454.19	302,620,454.19	30,767,000.00	271,853,454.19	-	-	302,620,454.19
Financial Assistance to Non-Government Organizations/POs	5021405000	24,402,000.00	-	-	24,402,000.00	24,402,000.00	-	-	-	24,402,000.00
Internal Revenue Allotment	5021406000	-	-	-	-	-	-	-	-	-
Subsidy to Regional Offices/Staff Bureaus	5021407000	12,445,000.00	-	11,668,617.92	776,382.08	12,445,000.00	11,668,617.92	-	-	776,382.08
Subsidy to Operating Units	5021408000	-	-	90,000.00	90,000.00	-	6,085,000.00	5,995,000.00	-	90,000.00
Subsidy to Other Funds	5021409000	-	-	-	-	-	-	-	-	-
Subsidies-Others	5021499000	4,428,324,000.00	-	92,816,658.43	4,335,507,341.57	4,428,324,000.00	92,816,658.43	-	-	4,335,507,341.57
Taxes, Duties and Licenses	5021501001	152,857,000.00	-	11,166.24	152,868,166.24	152,857,000.00	11,166.24	-	-	152,868,166.24

PARTICULARS	UACS CODE	APPROPRIATION				ALLOTMENTS				
		Authorized Appropriation	Outside Dept.	Within Dept.	Adjusted Appropriations	Allotments Received	Additional SARO (Augmentation/Withdrawal) / (Realignment/ Prior Years Adjustment)	(Transfer to)	(Transfer From)	Adjusted Total Allotments
Tax Refund	5021501002	-	-	-	-	-	-	-	-	-
Fidelity Bond Premiums	5021502000	907,000.00	-	1,351,125.00	2,258,125.00	907,000.00	1,351,125.00	-	-	2,258,125.00
Insurance Expenses	5021503000	32,237,000.00	-	39,148.21	32,276,148.21	32,237,000.00	39,148.21	-	-	32,276,148.21
Labor and Wages	5021601000	5,042,000.00	-	-	5,042,000.00	5,042,000.00	-	-	-	5,042,000.00
Advertising, Promotional and Marketing Expenses	5029901000	326,747,000.00	-	201,604,517.22	125,142,482.78	326,747,000.00	199,339,517.22	2,265,000.00	-	125,142,482.78
Printing and Publication Expenses	5029902000	23,070,000.00	-	4,024,197.00	27,094,197.00	23,070,000.00	28,371,705.66	24,347,508.66	-	27,094,197.00
Representation Expenses	5029903000	97,362,000.00	-	1,712,353.50	99,074,353.50	97,362,000.00	9,703,749.50	7,991,396.00	-	99,074,353.50
Transportation and Delivery Expenses	5029904000	1,351,834,000.00	-	1,356,083.19	1,350,477,916.81	1,328,289,000.00	655,840.01	2,011,923.20	-	1,326,932,916.81
Rents-Buildings and Structures	5029905001	262,327,000.00	-	110,220,920.00	372,547,920.00	262,327,000.00	110,220,920.00	-	-	372,547,920.00
Rents-Land	5029905002	-	-	-	-	-	-	-	-	-
Rents-Motor Vehicles	5029905003	1,887,000.00	-	-	1,887,000.00	1,887,000.00	-	-	-	1,887,000.00
Rents-Equipment	5029905004	12,903,000.00	-	8,057,303.97	20,960,303.97	12,903,000.00	8,057,303.97	-	-	20,960,303.97
Rents-Living Quarters	5029905005	-	-	-	-	-	-	-	-	-
Operating Lease	5029905006	-	-	-	-	-	-	-	-	-
Financial Lease	5029905007	-	-	-	-	-	-	-	-	-
Rents-ICT Machinery and Equipment	5029905008	-	-	-	-	-	-	-	-	-
Membership Dues and Contributions to Organizations	5029906000	-	-	-	-	-	-	-	-	-
Subscription Expenses - ICT Software Subscription	5029907001	6,200,000.00	-	35,181,285.17	41,381,285.17	6,200,000.00	35,181,285.17	-	-	41,381,285.17
Subscription Expenses - Data Center Service	5029907002	-	-	-	-	-	-	-	-	-
Subscription Expenses - Cloud Computing Service	5029907003	-	-	-	-	-	-	-	-	-
Subscription Expenses - Library and Other Reading Materials Subscr	5029907004	-	-	-	-	-	-	-	-	-
Subscription Expenses - Other Subscription Expenses	5029907099	7,514,000.00	-	-	7,514,000.00	7,514,000.00	-	-	-	7,514,000.00
Donations	5029908000	-	-	-	-	-	-	-	-	-
Litigation/Acquired Assets Expenses	5029909000	-	-	-	-	-	-	-	-	-
Loss on Guaranty	5029910000	-	-	-	-	-	-	-	-	-
Legal Defense Expense	5029921000	-	-	-	-	-	-	-	-	-
Bank Transaction Fee	5029922000	-	-	-	-	-	-	-	-	-
Website Maintenance	5029999001	300,000.00	-	400,000.00	700,000.00	300,000.00	400,000.00	-	-	700,000.00
Other Maintenance and Operating Expenses	5029999099	894,474,000.00	-	85,530,294.72	808,943,705.28	550,854,000.00	1,031,644,421.68	1,117,174,716.40	-	465,323,705.28
Capital Outlay		25,307,734,000.00	-	22,446,190,600.00	2,861,543,400.00	25,307,734,000.00	-	22,446,190,600.00	-	2,861,543,400.00
Investment Property-Land	5060301001	-	-	-	-	-	-	-	-	-
Investment Property-Buildings	5060301002	-	-	-	-	-	-	-	-	-
Land	5060401001	-	-	-	-	-	-	-	-	-
Aquaculture Structures	5060402001	-	-	-	-	-	-	-	-	-
Reforestation Projects	5060402002	-	-	-	-	-	-	-	-	-
Other Land Improvements	5060402099	-	-	-	-	-	-	-	-	-
Road Networks	5060403001	-	-	-	-	-	-	-	-	-
Flood Control Systems	5060403002	-	-	-	-	-	-	-	-	-
Sewer Systems	5060403003	-	-	-	-	-	-	-	-	-
Water Supply Systems	5060403004	-	-	-	-	-	-	-	-	-
Power Supply Systems	5060403005	-	-	-	-	-	1,470,000.00	1,470,000.00	-	-
Communications Networks	5060403006	-	-	-	-	-	-	-	-	-
Seaport Systems	5060403007	-	-	-	-	-	-	-	-	-
Airport Systems	5060403008	-	-	-	-	-	-	-	-	-
Parks, Plazas and Monuments	5060403009	-	-	-	-	-	-	-	-	-
Other Infrastructure Assets	5060403099	-	-	-	-	-	-	-	-	-
Buildings	5060404001	324,075,000.00	-	281,775,000.00	42,300,000.00	324,075,000.00	318,745,000.00	600,520,000.00	-	42,300,000.00
School Buildings	5060404002	-	-	-	-	-	-	-	-	-
Hospitals and Health Centers	5060404003	14,142,608,000.00	-	12,987,919,000.00	1,154,689,000.00	14,142,608,000.00	23,636,000.00	13,011,555,000.00	-	1,154,689,000.00
Hostels and Dormitories	5060404006	-	-	-	-	-	-	-	-	-
Other Structures	5060404099	-	-	-	-	-	-	-	-	-
Machinery	5060405001	-	-	-	-	-	-	-	-	-
Office Equipment	5060405002	-	-	-	-	-	-	-	-	-
Information and Communications Technology Equipment	5060405003	368,223,000.00	-	135,603,600.00	232,619,400.00	368,223,000.00	530,000.00	136,133,600.00	-	232,619,400.00
Agricultural and Forestry Equipment	5060405004	-	-	-	-	-	-	-	-	-
Marine and Fishery Equipment	5060405005	-	-	-	-	-	-	-	-	-
Airport Equipment	5060405006	-	-	-	-	-	-	-	-	-
Communications Equipment	5060405007	-	-	-	-	-	-	-	-	-
Construction and Heavy Equipment	5060405008	-	-	-	-	-	-	-	-	-
Disaster Response and Rescue Equipment	5060405009	-	-	-	-	-	-	-	-	-
Medical Equipment	5060405011	9,145,844,000.00	-	8,063,341,000.00	1,082,503,000.00	9,145,844,000.00	440,829,000.00	7,622,512,000.00	-	1,082,503,000.00
Printing Equipment	5060405012	-	-	-	-	-	-	-	-	-
Sports Equipment	5060405013	-	-	-	-	-	-	-	-	-

PARTICULARS	UACS CODE	APPROPRIATION				ALLOTMENTS				
		Authorized Appropriation	Outside Dept.	Within Dept.	Adjusted Appropriations	Allotments Received	Additional SARO (Augmentation/Withdrawal) / (Realignment/ Prior Years Adjustment)	(Transfer to)	(Transfer From)	Adjusted Total Allotments
Technical and Scientific Equipment	5060405014	-	-	-	-	-	-	-	-	-
ICT Software	5060405015	-	-	-	-	-	-	-	-	-
Other Machinery and Equipment	5060405099	-	-	-	-	-	-	-	-	-
Motor Vehicles	5060406001	1,288,200,000.00	-	998,352,000.00	289,848,000.00	1,288,200,000.00	75,648,000.00	1,074,000,000.00	-	289,848,000.00
Trains	5060406002	-	-	-	-	-	-	-	-	-
Aircrafts and Aircrafts Ground Equipment	5060406003	-	-	-	-	-	-	-	-	-
Watercrafts	5060406004	-	-	-	-	-	-	-	-	-
Other Transportation Equipment	5060406099	-	-	20,800,000.00	20,800,000.00	-	20,800,000.00	-	-	20,800,000.00
Furniture and Fixtures	5060407001	38,784,000.00	-	-	38,784,000.00	38,784,000.00	-	-	-	38,784,000.00
Books	5060407002	-	-	-	-	-	-	-	-	-
Historical Buildings	5060408001	-	-	-	-	-	-	-	-	-
Works of Arts and Archeological Specimens	5060408002	-	-	-	-	-	-	-	-	-
Other Heritage Assets	5060408099	-	-	-	-	-	-	-	-	-
Work/Zoo Animals	5060409001	-	-	-	-	-	-	-	-	-
Other Property, Plant and Equipment	5060409099	-	-	-	-	-	-	-	-	-
Patents/Copyrights	5060601000	-	-	-	-	-	-	-	-	-
Computer Software	5060602000	-	-	-	-	-	-	-	-	-
Other Intangible Assets	5060699000	-	-	-	-	-	-	-	-	-
B. AUTOMATIC APPROPRIATION		84,654,000.00	-	432,437,361.37	517,091,361.37	55,234,000.00	1,315,165,449.00	882,728,087.63	-	487,671,361.37
I. Retirement and Life Insurance Premium		55,234,000.00	-	339,804,046.37	395,038,046.37	55,234,000.00	1,213,391,340.00	873,587,293.63	-	395,038,046.37
Personnel Services		55,234,000.00	-	339,804,046.37	395,038,046.37	55,234,000.00	1,213,391,340.00	873,587,293.63	-	395,038,046.37
Retirement and Life Insurance Premiums	5010301000	55,234,000.00	-	339,804,046.37	395,038,046.37	55,234,000.00	1,213,391,340.00	(873,587,293.63)	-	395,038,046.37
II. Custom and Duties and Taxes		-	-	92,633,315.00	92,633,315.00	-	92,633,315.00	-	-	92,633,315.00
Maintenance and Other Operating Expenses		-	-	92,633,315.00	92,633,315.00	-	92,633,315.00	-	-	92,633,315.00
Taxes, Duties and Licenses	5021501001	-	-	92,633,315.00	92,633,315.00	-	92,633,315.00	-	-	92,633,315.00
III. Franchise Tax		29,420,000.00	-	-	29,420,000.00	-	-	-	-	-
Maintenance and Other Operating Expenses		29,420,000.00	-	-	29,420,000.00	-	-	-	-	-
Donations	5029908000	29,420,000.00	-	-	29,420,000.00	-	-	-	-	-
Asian Development Bank - Marawi		-	-	-	-	-	9,140,794.00	9,140,794.00	-	-
Maintenance and Other Operating Expenses		-	-	-	-	-	2,764,188.00	2,764,188.00	-	-
Extraordinary and Miscellaneous Expenses	5021003000	-	-	-	-	-	-	-	-	-
Legal Services	5021101000	-	-	-	-	-	-	-	-	-
Auditing Services	5021102000	-	-	-	-	-	-	-	-	-
ICT Consultancy Services	5021103001	-	-	-	-	-	-	-	-	-
Consultancy Services	5021103002	-	-	-	-	-	-	-	-	-
Other Professional Services	5021199000	-	-	-	-	-	-	-	-	-
Environment/Sanitary Services	5021201000	-	-	-	-	-	-	-	-	-
Janitorial Services	5021202000	-	-	-	-	-	-	-	-	-
Security Services	5021203000	-	-	-	-	-	-	-	-	-
Other General Services	5021299000	-	-	-	-	-	-	-	-	-
Subsidy to National Government Agencies	5021401000	-	-	-	-	-	-	-	-	-
Financial Assistance to National Government Agencies	5021402000	-	-	-	-	-	2,764,188.00	(2,764,188.00)	-	-
Financial Assistance to Local Government Units	5021403000	-	-	-	-	-	-	-	-	-
Subsidy Support to Operations of GOCCs	5021404001	-	-	-	-	-	-	-	-	-
Financial Assistance to Non-Government Organizations/POs	5021405000	-	-	-	-	-	-	-	-	-
Internal Revenue Allotment	5021406000	-	-	-	-	-	-	-	-	-
Subsidy to Regional Offices/Staff Bureaus	5021407000	-	-	-	-	-	-	-	-	-
Subsidy to Operating Units	5021408000	-	-	-	-	-	-	-	-	-
Subsidy to Other Funds	5021409000	-	-	-	-	-	-	-	-	-
Subsidies-Others	5021499000	-	-	-	-	-	-	-	-	-
Capital Outlay		-	-	-	-	-	6,376,606.00	6,376,606.00	-	-
Investment Property-Land	5060301001	-	-	-	-	-	-	-	-	-
Investment Property-Buildings	5060301002	-	-	-	-	-	-	-	-	-
Land	5060401001	-	-	-	-	-	-	-	-	-
Aquaculture Structures	5060402001	-	-	-	-	-	-	-	-	-
Reforestation Projects	5060402002	-	-	-	-	-	-	-	-	-
Other Land Improvements	5060402099	-	-	-	-	-	-	-	-	-
Road Networks	5060403001	-	-	-	-	-	-	-	-	-
Flood Control Systems	5060403002	-	-	-	-	-	-	-	-	-

PARTICULARS	UACS CODE	APPROPRIATION				ALLOTMENTS				
		Authorized Appropriation	Outside Dept.	Within Dept.	Adjusted Appropriations	Allotments Received	Additional SARO (Augmentation/Withdrawal) / (Realignment/ Prior Years Adjustment)	(Transfer to)	(Transfer From)	Adjusted Total Allotments
Sewer Systems	5060403003			-	-	-	-		-	-
Water Supply Systems	5060403004			-	-	-	-		-	-
Power Supply Systems	5060403005			-	-	-	-		-	-
Communications Networks	5060403006			-	-	-	-		-	-
Seaport Systems	5060403007			-	-	-	-		-	-
Airport Systems	5060403008			-	-	-	-		-	-
Parks, Plazas and Monuments	5060403009			-	-	-	-		-	-
Other Infrastructure Assets	5060403099			-	-	-	-		-	-
Buildings	5060404001			-	-	-	-		-	-
School Buildings	5060404002			-	-	-	-		-	-
Hospitals and Health Centers	5060404003			-	-	-	6,376,606.00	(6,376,606.00)	-	-
Hostels and Dormitories	5060404006			-	-	-	-		-	-
Other Structures	5060404099			-	-	-	-		-	-
Machinery	5060405001			-	-	-	-		-	-
Office Equipment	5060405002			-	-	-	-		-	-
Information and Communications Technology Equipment	5060405003			-	-	-	-		-	-
Agricultural and Forestry Equipment	5060405004			-	-	-	-		-	-
Marine and Fishery Equipment	5060405005			-	-	-	-		-	-
Airport Equipment	5060405006			-	-	-	-		-	-
Communications Equipment	5060405007			-	-	-	-		-	-
Construction and Heavy Equipment	5060405008			-	-	-	-		-	-
Disaster Response and Rescue Equipment	5060405009			-	-	-	-		-	-
Medical Equipment	5060405011			-	-	-	-		-	-
Printing Equipment	5060405012			-	-	-	-		-	-
Sports Equipment	5060405013			-	-	-	-		-	-
Technical and Scientific Equipment	5060405014			-	-	-	-		-	-
ICT Software	5060405015			-	-	-	-		-	-
Other Machinery and Equipment	5060405099			-	-	-	-		-	-
Motor Vehicles	5060406001			-	-	-	-		-	-
Trains	5060406002			-	-	-	-		-	-
Aircrafts and Aircrafts Ground Equipment	5060406003			-	-	-	-		-	-
Watercrafts	5060406004			-	-	-	-		-	-
Other Transportation Equipment	5060406099			-	-	-	-		-	-
Furniture and Fixtures	5060407001			-	-	-	-		-	-
Books	5060407002			-	-	-	-		-	-
Historical Buildings	5060408001			-	-	-	-		-	-
Works of Arts and Archeological Specimens	5060408002			-	-	-	-		-	-
Other Heritage Assets	5060408099			-	-	-	-		-	-
Work/Zoo Animals	5060409001			-	-	-	-		-	-
Other Property, Plant and Equipment	5060409099			-	-	-	-		-	-
Patents/Copyrights	5060601000			-	-	-	-		-	-
Computer Software	5060602000			-	-	-	-		-	-
Other Intangible Assets	5060699000			-	-	-	-		-	-
C. SPECIAL PURPOSE FUND				236,864.48	236,864.48		956,988,595.00	956,751,730.52		236,864.48
I. Pension and Graduity Fund				236,861.00	236,861.00		236,861.00			236,861.00
Personnel Services				236,861.00	236,861.00		236,861.00			236,861.00
Basic Salary- Civilian	5010101001			-	-	-	-		-	-
Pension Benefits- Civilian	5010401001			-	-	-	-		-	-
Retirement and Graduity- Civilian	5010402001			-	-	-	-		-	-
Terminal Leave Benefits- Civilian	5010403001			236,861.00	236,861.00	-	236,861.00		-	236,861.00
Other Personnel Benefits	5010499099			-	-	-	-		-	-
II. Miscellaneous Personnel Benefits Fund				3.48	3.48		954,666,734.00	954,666,730.52		3.48
Personnel Services				3.48	3.48		954,666,734.00	954,666,730.52		3.48
Performance Based Bonus-Civilian	5010299014			3.48	3.48	-	954,666,734.00	(954,666,730.52)	-	3.48
III. Miscellaneous Personnel Benefits Fund							2,085,000.00	2,085,000.00		
Maintenance and Other Operating Expenses							2,085,000.00	2,085,000.00		
Legal Services	5021101000			-	-	-	-		-	-
Auditing Services	5021102000			-	-	-	-		-	-
ICT Consultancy Services	5021103001			-	-	-	-		-	-
Consultancy Services	5021103002			-	-	-	-		-	-
Other Professional Services	5021199000			-	-	-	2,085,000.00	(2,085,000.00)	-	-

PARTICULARS	UACS CODE	APPROPRIATION				ALLOTMENTS					
		Authorized	Appropriation	Outside Dept.	Within Dept.	Adjusted Appropriations	Allotments Received	Additional SARO (Augmentation/Withdrawal) / (Realignment/ Prior Years Adjustment)	(Transfer to)	(Transfer From)	Adjusted Total Allotments
Environment/Sanitary Services	5021201000				-	-	-	-	-	-	-
Janitorial Services	5021202000				-	-	-	-	-	-	-
Security Services	5021203000				-	-	-	-	-	-	-
Other General Services	5021299000				-	-	-	-	-	-	-
D. Unprogrammed Funds					-	-	-	-	-	-	-
Asian Infrastructure Investment Bank- AIIB Loan (HEAL 2 - AF) (AIIB L					-	-	-	-	-	-	-
Maintenance and Other Operating Expenses					-	-	-	-	-	-	-
Traveling Expenses-Local	5020101000				-	-	-	-	-	-	-
Traveling Expenses-Foreign	5020102000				-	-	-	-	-	-	-
ICT Training Expenses	5020201001				-	-	-	-	-	-	-
Training Expenses	5020201002				-	-	-	-	-	-	-
Scholarship Grants/Expenses	5020202000				-	-	-	-	-	-	-
Office Supplies Expenses	5020301000				-	-	-	-	-	-	-
ICT Office Supplies Expenses	5020301001				-	-	-	-	-	-	-
Office Supplies Expenses	5020301002				-	-	-	-	-	-	-
Accountable Forms Expenses	5020302000				-	-	-	-	-	-	-
Non-Accountable Forms Expenses	5020303000				-	-	-	-	-	-	-
Animal/Zoological Supplies Expenses	5020304000				-	-	-	-	-	-	-
Food Supplies Expenses	5020305000				-	-	-	-	-	-	-
Welfare Goods Expenses	5020306000				-	-	-	-	-	-	-
Drugs and Medicines Expenses	5020307000				-	-	-	-	-	-	-
Medical, Dental and Laboratory Supplies Expenses	5020308000				-	-	-	-	-	-	-
Fuel, Oil and Lubricants Expenses	5020309000				-	-	-	-	-	-	-
Agricultural and Marine Supplies Expenses	5020310000				-	-	-	-	-	-	-
Textbooks and Instructional Materials Expenses	5020311001				-	-	-	-	-	-	-
Chemical and Filtering Supplies Expenses	5020313000				-	-	-	-	-	-	-
Other Supplies and Materials Expenses	5020399000				-	-	-	-	-	-	-
ADB- Health System Enhancement to Address and Limit (HEAL 2 - AF) (A					-	-	-	-	-	-	-
Maintenance and Other Operating Expenses					-	-	-	-	-	-	-
Traveling Expenses-Local	5020101000				-	-	-	-	-	-	-
Traveling Expenses-Foreign	5020102000				-	-	-	-	-	-	-
ICT Training Expenses	5020201001				-	-	-	-	-	-	-
Training Expenses	5020201002				-	-	-	-	-	-	-
Scholarship Grants/Expenses	5020202000				-	-	-	-	-	-	-
Office Supplies Expenses	5020301000				-	-	-	-	-	-	-
ICT Office Supplies Expenses	5020301001				-	-	-	-	-	-	-
Office Supplies Expenses	5020301002				-	-	-	-	-	-	-
Accountable Forms Expenses	5020302000				-	-	-	-	-	-	-
Non-Accountable Forms Expenses	5020303000				-	-	-	-	-	-	-
Animal/Zoological Supplies Expenses	5020304000				-	-	-	-	-	-	-
Food Supplies Expenses	5020305000				-	-	-	-	-	-	-
Welfare Goods Expenses	5020306000				-	-	-	-	-	-	-
Drugs and Medicines Expenses	5020307000				-	-	-	-	-	-	-
Medical, Dental and Laboratory Supplies Expenses	5020308000				-	-	-	-	-	-	-
Fuel, Oil and Lubricants Expenses	5020309000				-	-	-	-	-	-	-
Agricultural and Marine Supplies Expenses	5020310000				-	-	-	-	-	-	-
Textbooks and Instructional Materials Expenses	5020311001				-	-	-	-	-	-	-
Chemical and Filtering Supplies Expenses	5020313000				-	-	-	-	-	-	-
Other Supplies and Materials Expenses	5020399000				-	-	-	-	-	-	-
WB - Philippine COVID-19 Emergency Response Project (PCERP 2 - AF) (-	-	-	-	-	-	-
Maintenance and Other Operating Expenses					-	-	-	-	-	-	-
Traveling Expenses-Local	5020101000				-	-	-	-	-	-	-
Traveling Expenses-Foreign	5020102000				-	-	-	-	-	-	-
ICT Training Expenses	5020201001				-	-	-	-	-	-	-
Training Expenses	5020201002				-	-	-	-	-	-	-
Scholarship Grants/Expenses	5020202000				-	-	-	-	-	-	-
Office Supplies Expenses	5020301000				-	-	-	-	-	-	-
ICT Office Supplies Expenses	5020301001				-	-	-	-	-	-	-
Office Supplies Expenses	5020301002				-	-	-	-	-	-	-
Accountable Forms Expenses	5020302000				-	-	-	-	-	-	-
Non-Accountable Forms Expenses	5020303000				-	-	-	-	-	-	-

PARTICULARS	UACS CODE	APPROPRIATION				ALLOTMENTS				
		Authorized Appropriation	Outside Dept.	Within Dept.	Adjusted Appropriations	Allotments Received	Additional SARO (Augmentation/Withdrawal) / (Realignment/ Prior Years Adjustment)	(Transfer to)	(Transfer From)	Adjusted Total Allotments
Animal/Zoological Supplies Expenses	5020304000			-	-	-	-	-	-	-
Food Supplies Expenses	5020305000			-	-	-	-	-	-	-
Welfare Goods Expenses	5020306000			-	-	-	-	-	-	-
Drugs and Medicines Expenses	5020307000			15,300,000,000.00	15,300,000,000.00	-	15,300,000,000.00	-	-	15,300,000,000.00
Medical, Dental and Laboratory Supplies Expenses	5020308000			-	-	-	-	-	-	-
Fuel, Oil and Lubricants Expenses	5020309000			-	-	-	-	-	-	-
Agricultural and Marine Supplies Expenses	5020310000			-	-	-	-	-	-	-
Textbooks and Instructional Materials Expenses	5020311001			-	-	-	-	-	-	-
Chemical and Filtering Supplies Expenses	5020313000			-	-	-	-	-	-	-
Other Supplies and Materials Expenses	5020399000			-	-	-	-	-	-	-
ADB- Health System Enhancement to Address and Limit (HEAL 1) (ADB L		-	-	643,400,959.00	643,400,959.00	-	643,400,959.00	-	-	643,400,959.00
Capital Outlay		-	-	643,400,959.00	643,400,959.00	-	643,400,959.00	-	-	643,400,959.00
Investment Property-Land	5060301001			-	-	-	-	-	-	-
Investment Property-Buildings	5060301002			-	-	-	-	-	-	-
Land	5060401001			-	-	-	-	-	-	-
Aquaculture Structures	5060402001			-	-	-	-	-	-	-
Reforestation Projects	5060402002			-	-	-	-	-	-	-
Other Land Improvements	5060402099			-	-	-	-	-	-	-
Road Networks	5060403001			-	-	-	-	-	-	-
Flood Control Systems	5060403002			-	-	-	-	-	-	-
Sewer Systems	5060403003			-	-	-	-	-	-	-
Water Supply Systems	5060403004			-	-	-	-	-	-	-
Power Supply Systems	5060403005			-	-	-	-	-	-	-
Communications Networks	5060403006			-	-	-	-	-	-	-
Seaport Systems	5060403007			-	-	-	-	-	-	-
Airport Systems	5060403008			-	-	-	-	-	-	-
Parks, Plazas and Monuments	5060403009			-	-	-	-	-	-	-
Other Infrastructure Assets	5060403099			-	-	-	-	-	-	-
Buildings	5060404001			-	-	-	-	-	-	-
School Buildings	5060404002			-	-	-	-	-	-	-
Hospitals and Health Centers	5060404003			643,400,959.00	643,400,959.00	-	643,400,959.00	-	-	643,400,959.00
Hostels and Dormitories	5060404006			-	-	-	-	-	-	-
Other Structures	5060404099			-	-	-	-	-	-	-
Machinery	5060405001			-	-	-	-	-	-	-
Office Equipment	5060405002			-	-	-	-	-	-	-
Information and Communications Technology Equipment	5060405003			-	-	-	-	-	-	-
Agricultural and Forestry Equipment	5060405004			-	-	-	-	-	-	-
Marine and Fishery Equipment	5060405005			-	-	-	-	-	-	-
Airport Equipment	5060405006			-	-	-	-	-	-	-
Communications Equipment	5060405007			-	-	-	-	-	-	-
Construction and Heavy Equipment	5060405008			-	-	-	-	-	-	-
Disaster Response and Rescue Equipment	5060405009			-	-	-	-	-	-	-
Medical Equipment	5060405011			-	-	-	-	-	-	-
Printing Equipment	5060405012			-	-	-	-	-	-	-
Sports Equipment	5060405013			-	-	-	-	-	-	-
Technical and Scientific Equipment	5060405014			-	-	-	-	-	-	-
ICT Software	5060405015			-	-	-	-	-	-	-
Other Machinery and Equipment	5060405099			-	-	-	-	-	-	-
Motor Vehicles	5060406001			-	-	-	-	-	-	-
Trains	5060406002			-	-	-	-	-	-	-
Aircrafts and Aircrafts Ground Equipment	5060406003			-	-	-	-	-	-	-
Watercrafts	5060406004			-	-	-	-	-	-	-
Other Transportation Equipment	5060406099			-	-	-	-	-	-	-
Furniture and Fixtures	5060407001			-	-	-	-	-	-	-
Books	5060407002			-	-	-	-	-	-	-
Historical Buildings	5060408001			-	-	-	-	-	-	-
Work/Zoo Animals	5060409001			-	-	-	-	-	-	-
Other Property, Plant and Equipment	5060409099			-	-	-	-	-	-	-
Patents/Copyrights	5060601000			-	-	-	-	-	-	-
Computer Software	5060602000			-	-	-	-	-	-	-
Other Intangible Assets	5060699000			-	-	-	-	-	-	-
TOTAL CURRENT		120,806,289,000.00	-	23,690,482,775.97	97,115,806,224.03	117,475,003,000.00	43,715,555,003.00	67,406,037,778.97	-	93,784,520,224.03

PARTICULARS	UACS CODE	APPROPRIATION				ALLOTMENTS				
		Authorized Appropriation	Outside Dept.	Within Dept.	Adjusted Appropriations	Allotments Received	Additional SARO (Augmentation/Withdrawal) / (Realignment/ Prior Years Adjustment)	(Transfer to)	(Transfer From)	Adjusted Total Allotments
CONAP										
A. Agency Specific Budget		4,357,429,646.39	-	2,477,544,356.36	1,879,885,290.03	4,357,429,646.39	134,239,106.29	-	2,611,783,462.65	1,879,885,290.03
Maintenance and Other Operating Expenses		4,134,707,900.34	-	2,477,544,356.36	1,657,163,543.98	4,134,707,900.34	134,239,106.29	-	2,611,783,462.65	1,657,163,543.98
Traveling Expenses-Local	5020101000	8,806,968.63	-	4,205,697.09	13,012,665.72	8,806,968.63	-	2,635,717.34	-	13,012,665.72
Traveling Expenses-Foreign	5020102000	326,202.65	-	300,165.64	626,368.29	326,202.65	-	300,165.64	-	626,368.29
ICT Training Expenses	5020201001	-	-	-	-	-	-	-	-	-
Training Expenses	5020201002	4,362,328.25	-	5,853,401.73	10,215,729.98	4,362,328.25	-	353,146.62	6,206,548.35	10,215,729.98
Scholarship Grants/Expenses	5020202000	-	-	3,385,220.14	3,385,220.14	-	-	9,734,008.31	13,119,228.45	3,385,220.14
Office Supplies Expenses	5020301000	-	-	-	-	-	-	-	-	-
ICT Office Supplies Expenses	5020301001	-	-	-	-	-	-	-	-	-
Office Supplies Expenses	5020301002	417,000.00	-	85,727.75	502,727.75	417,000.00	-	65,727.75	20,000.00	502,727.75
Accountable Forms Expenses	5020302000	24,400.00	-	-	24,400.00	24,400.00	-	-	-	24,400.00
Non-Accountable Forms Expenses	5020303000	-	-	-	-	-	-	-	-	-
Animal/Zoological Supplies Expenses	5020304000	-	-	-	-	-	-	-	-	-
Food Supplies Expenses	5020305000	-	-	20,000.00	20,000.00	-	-	-	20,000.00	20,000.00
Welfare Goods Expenses	5020306000	-	-	-	-	-	-	-	-	-
Drugs and Medicines Expenses	5020307000	232,110,910.49	-	37,609,709.56	194,501,200.93	232,110,910.49	-	38,942,709.56	1,333,000.00	194,501,200.93
Medical, Dental and Laboratory Supplies Expenses	5020308000	77,188,037.14	-	794,427.63	77,982,464.77	77,188,037.14	-	8,605,136.57	9,399,564.20	77,982,464.77
Fuel, Oil and Lubricants Expenses	5020309000	817,074.26	-	252,063.24	1,069,137.50	817,074.26	-	252,063.24	-	1,069,137.50
Agricultural and Marine Supplies Expenses	5020310000	-	-	-	-	-	-	-	-	-
Textbooks and Instructional Materials Expenses	5020311001	-	-	70,000.00	70,000.00	-	-	-	70,000.00	70,000.00
Chemical and Filtering Supplies Expenses	5020313000	-	-	-	-	-	-	-	-	-
Semi-Expendable Machinery	5020321001	-	-	-	-	-	-	-	-	-
Semi-Expendable-Office Equipment	5020321002	-	-	1,430.00	1,430.00	-	-	1,430.00	-	1,430.00
Semi-Expendable-Information and Communications Technology Equipment	5020321003	-	-	5,100.00	5,100.00	-	-	5,100.00	-	5,100.00
Semi-Expendable-Agricultural and Forestry Equipment	5020321004	-	-	-	-	-	-	-	-	-
Semi-Expendable-Marine and Fishery Equipment	5020321005	-	-	-	-	-	-	-	-	-
Semi-Expendable-Airport Equipment	5020321006	-	-	-	-	-	-	-	-	-
Semi-Expendable-Communications Equipment	5020321007	-	-	-	-	-	-	-	-	-
Semi-Expendable-Disaster Response and Rescue Equipment	5020321008	-	-	-	-	-	-	-	-	-
Semi-Expendable-Military, Police and Security Equipment	5020321009	-	-	-	-	-	-	-	-	-
Semi-Expendable-Medical Equipment	5020321010	-	-	-	-	-	-	-	-	-
Semi-Expendable-Printing Equipment	5020321011	-	-	80,000.00	80,000.00	-	-	-	80,000.00	80,000.00
Semi-Expendable-Sports Equipment	5020321012	-	-	-	-	-	-	-	-	-
Semi-Expendable-Technical and Scientific Equipment	5020321013	-	-	-	-	-	-	-	-	-
Semi-Expendable-Other Equipment	5020321099	25,006.00	-	-	25,006.00	25,006.00	-	-	-	25,006.00
Semi-Expendable-Semi-Expendable Furniture, Fixtures and Books Equipment	5020322000	-	-	-	-	-	-	-	-	-
Semi-Expendable-Furniture and Fixtures	5020322001	-	-	474,324.75	474,324.75	-	-	404,324.75	70,000.00	474,324.75
Semi-Expendable-Books	5020322002	-	-	13,671.00	13,671.00	-	-	13,671.00	-	13,671.00
Other Supplies and Materials Expenses	5020399000	31,852,217.86	-	4,361,472.12	27,490,745.74	31,852,217.86	-	4,451,409.86	89,937.74	27,490,745.74
Water Expenses	5020401000	-	-	4,882,574.55	4,882,574.55	-	-	4,882,574.55	-	4,882,574.55
Electricity Expenses	5020402000	52,186.65	-	7,389,556.70	7,441,743.35	52,186.65	-	7,389,556.70	-	7,441,743.35
Gas/Heating Expenses	5020403000	-	-	-	-	-	-	-	-	-
Postage and Courier Expenses	5020501000	700,221.00	-	569,817.77	130,403.23	700,221.00	-	569,817.77	-	130,403.23
Mobile	5020502001	541,136.92	-	685,583.06	1,226,719.98	541,136.92	-	229,776.90	455,806.16	1,226,719.98
Landline	5020502002	38,687.68	-	3,801,387.81	3,840,075.49	38,687.68	-	3,791,387.81	10,000.00	3,840,075.49
Internet Subscription Expenses	5020503000	4,009.00	-	-	4,009.00	4,009.00	-	-	-	4,009.00
Cable, Satellite, Telegraph and Radio Expenses	5020504000	-	-	977,795.40	977,795.40	-	-	-	977,795.40	977,795.40
Awards/Rewards Expenses	5020601001	-	-	10,800.00	10,800.00	-	-	10,800.00	-	10,800.00
Rewards and Incentives	5020601002	-	-	1,754.48	1,754.48	-	-	-	1,754.48	1,754.48
Prizes	5020602000	-	-	-	-	-	-	-	-	-
ICT Survey Expenses	5020701001	-	-	-	-	-	-	-	-	-
Survey Expenses	5020701002	-	-	-	-	-	-	-	-	-
ICT Research, Exploration and Development Expenses	5020702001	-	-	-	-	-	-	-	-	-
Research, Exploration and Development Expenses	5020702002	15,906,756.30	-	9,774,576.00	6,132,180.30	15,906,756.30	-	9,774,576.00	-	6,132,180.30
Confidential Expenses	5021001000	-	-	-	-	-	-	-	-	-
Intelligence Expenses	5021002000	-	-	-	-	-	-	-	-	-
Extraordinary and Miscellaneous Expenses	5021003000	1,112,508.33	-	11,300.00	1,123,808.33	1,112,508.33	-	11,300.00	-	1,123,808.33
Legal Services	5021101000	-	-	11,740.00	11,740.00	-	-	11,740.00	-	11,740.00
Auditing Services	5021102000	-	-	2,820.30	2,820.30	-	-	2,820.30	-	2,820.30
ICT Consultancy Services	5021103001	-	-	-	-	-	-	-	-	-
Consultancy Services	5021103002	77,712,240.40	-	2,191,378.91	75,520,861.49	77,712,240.40	-	2,196,013.66	4,634.75	75,520,861.49
Other Professional Services	5021199000	21,295,296.17	-	18,321,883.57	39,617,179.74	21,295,296.17	-	3,676,078.26	14,645,805.31	39,617,179.74

PARTICULARS	UACS CODE	APPROPRIATION				ALLOTMENTS				
		Authorized Appropriation	Outside Dept.	Within Dept.	Adjusted Appropriations	Allotments Received	Additional SARO (Augmentation/Withdrawal) / (Realignment/ Prior Years Adjustment)	(Transfer to)	(Transfer From)	Adjusted Total Allotments
Environment/Sanitary Services	5021201000	-	-	1,000,000.00	1,000,000.00	-	-	1,000,000.00	-	1,000,000.00
Janitorial Services	5021202000	4,151,802.10	-	43,334,650.40	47,486,452.50	4,151,802.10	43,334,650.40	-	-	47,486,452.50
Security Services	5021203000	-	-	38,653,625.68	38,653,625.68	-	38,653,625.68	-	-	38,653,625.68
Other General Services	5021299000	-	-	75,000.00	75,000.00	-	-	75,000.00	-	75,000.00
Repairs and Maintenance-Investment Property	5021301000	-	-	-	-	-	-	-	-	-
Repairs and Maintenance-Land Improvements	5021302000	-	-	-	-	-	-	-	-	-
Other Land Improvements	5021302099	-	-	-	-	-	-	-	-	-
Repairs and Maintenance-Road Networks	5021303001	-	-	-	-	-	-	-	-	-
Repairs and Maintenance-Flood Control Systems	5021303002	-	-	-	-	-	-	-	-	-
Repairs and Maintenance-Sewer Systems	5021303003	-	-	-	-	-	-	-	-	-
Repairs and Maintenance-Water Supply Systems	5021303004	-	-	-	-	-	-	-	-	-
Repairs and Maintenance-Power Supply Systems	5021303005	-	-	-	-	-	-	-	-	-
Repairs and Maintenance-Communications Networks	5021303006	-	-	-	-	-	-	-	-	-
Repairs and Maintenance-Parks, Plazas and Monuments	5021303009	-	-	-	-	-	-	-	-	-
Repairs and Maintenance-Railway Systems	5021303010	-	-	-	-	-	-	-	-	-
Repairs and Maintenance-Other Infrastructure Assets	5021303099	-	-	-	-	-	-	-	-	-
Repairs and Maintenance-Buildings	5021304001	203,667.00	-	11,890.25	215,557.25	203,667.00	11,890.25	-	-	215,557.25
Repairs and Maintenance-School Buildings	5021304002	-	-	-	-	-	-	-	-	-
Repairs and Maintenance-Hospitals and Health Centers	5021304003	-	-	-	-	-	-	-	-	-
Repairs and Maintenance-Hostels and Dormitories	5021304006	-	-	-	-	-	-	-	-	-
Repairs and Maintenance-Other Structures	5021304099	-	-	-	-	-	-	-	-	-
Repairs and Maintenance-Machinery	5021305001	-	-	-	-	-	-	-	-	-
Repairs and Maintenance-Office Equipment	5021305002	44,486.00	-	5,000.00	49,486.00	44,486.00	5,000.00	-	-	49,486.00
Repairs and Maintenance-ICT Equipment	5021305003	557,400.00	-	541,575.57	15,824.43	557,400.00	541,575.57	-	-	15,824.43
Repairs and Maintenance-Agricultural and Forestry Equipment	5021305004	-	-	-	-	-	-	-	-	-
Repairs and Maintenance-Marine and Fishery Equipment	5021305005	-	-	-	-	-	-	-	-	-
Repairs and Maintenance-Communications Equipment	5021305007	-	-	-	-	-	-	-	-	-
Repairs and Maintenance-Construction and Heavy Equipment	5021305008	-	-	-	-	-	-	-	-	-
Repairs and Maintenance-Disaster Response and Rescue Equipmen	5021305009	-	-	-	-	-	-	-	-	-
Repairs and Maintenance-Military, Police and Security Equipment	5021305010	-	-	-	-	-	-	-	-	-
Repairs and Maintenance-Medical Equipment	5021305011	-	-	-	-	-	-	-	-	-
Repairs and Maintenance-Printing Equipment	5021305012	-	-	-	-	-	-	-	-	-
Repairs and Maintenance-Sports Equipment	5021305013	-	-	-	-	-	-	-	-	-
Repairs and Maintenance-Technical and Scientific Equipment	5021305014	-	-	-	-	-	-	-	-	-
Repairs and Maintenance-Other Equipment	5021305099	-	-	-	-	-	-	-	-	-
Repairs and Maintenance-Motor Vehicles	5021306001	67,197.04	-	79,348.57	146,545.61	67,197.04	79,348.57	-	-	146,545.61
Repairs and Maintenance-Trains	5021306002	-	-	-	-	-	-	-	-	-
Repairs and Maintenance-Aircrafts and Aircrafts Ground Equipment	5021306003	-	-	-	-	-	-	-	-	-
Repairs and Maintenance-Watercrafts	5021306004	-	-	-	-	-	-	-	-	-
Repairs and Maintenance-Other Transportation Equipment	5021306099	-	-	-	-	-	-	-	-	-
Repairs and Maintenance-Repairs and Maintenance-Furniture and F	5021307000	-	-	-	-	-	-	-	-	-
Repairs and Maintenance-Buildings and Other Structures	5021308001	-	-	-	-	-	-	-	-	-
Repairs and Maintenance-Machinery and Equipment	5021308002	-	-	-	-	-	-	-	-	-
Repairs and Maintenance-Transportation Equipment	5021308003	-	-	-	-	-	-	-	-	-
Repairs and Maintenance-ICT Machinery and Equipment	5021308004	-	-	-	-	-	-	-	-	-
Repairs and Maintenance-Other Leased Assets	5021308099	-	-	-	-	-	-	-	-	-
Repairs and Maintenance-Land	5021309001	-	-	-	-	-	-	-	-	-
Repairs and Maintenance-Buildings	5021309002	-	-	-	-	-	-	-	-	-
Repairs and Maintenance-Other Leased Assets Improvements	5021309099	-	-	-	-	-	-	-	-	-
RM- Semi-Expendable-Machinery	5021321001	-	-	-	-	-	-	-	-	-
RM- Semi-Expendable-Office Equipment	5021321002	-	-	-	-	-	-	-	-	-
RM- Semi-Expendable-Information and Communications Technology	5021321003	-	-	-	-	-	-	-	-	-
RM- Semi-Expendable-Agricultural and Forestry Equipment	5021321004	-	-	-	-	-	-	-	-	-
RM- Semi-Expendable-Marine and Fishery Equipment	5021321005	-	-	-	-	-	-	-	-	-
RM- Semi-Expendable-Communications Equipment	5021321007	-	-	-	-	-	-	-	-	-
RM- Semi-Expendable-Disaster Response and Rescue Equipment	5021321008	-	-	-	-	-	-	-	-	-
RM- Semi-Expendable-Military, Police and Security Equipment	5021321009	-	-	-	-	-	-	-	-	-
RM- Semi-Expendable-Medical Equipment	5021321010	-	-	-	-	-	-	-	-	-
RM- Semi-Expendable-Printing Equipment	5021321011	-	-	-	-	-	-	-	-	-
RM- Semi-Expendable-Sports Equipment	5021321012	-	-	-	-	-	-	-	-	-
RM- Semi-Expendable-Technical and Scientific Equipment	5021321013	-	-	-	-	-	-	-	-	-
RM- Semi-Expendable-Other Equipment	5021321099	-	-	-	-	-	-	-	-	-
RM- Semi-Expendable-Furniture and Fixture	5021322001	-	-	-	-	-	-	-	-	-
RM- Semi-Expendable-Books	5021322002	-	-	-	-	-	-	-	-	-

PARTICULARS	UACS CODE	APPROPRIATION				ALLOTMENTS				
		Authorized Appropriation	Outside Dept.	Within Dept.	Adjusted Appropriations	Allotments Received	Additional SARO (Augmentation/Withdrawal) / (Realignment/ Prior Years Adjustment)	(Transfer to)	(Transfer From)	Adjusted Total Allotments
Repairs and Maintenance-Other Property, Plant and Equipment	5021399099	-	-	-	-	-	-	-	-	-
Subsidy to National Government Agencies	5021401000	-	-	-	-	-	-	-	-	-
Financial Assistance to National Government Agencies	5021402000	40,778,913.91	-	6,050,186.03	34,728,727.88	40,778,913.91	2,688,635,313.24	(2,694,685,499.27)	-	34,728,727.88
Financial Assistance to Local Government Units	5021403000	-	-	3,129,076.80	3,129,076.80	-	3,129,076.80	-	-	3,129,076.80
Subsidy Support to Operations of GOCCs	5021404001	3,557,922,373.71	-	2,635,220,584.84	922,701,788.87	3,557,922,373.71	2,635,220,584.84	-	-	922,701,788.87
Financial Assistance to Non-Government Organizations/POs	5021405000	4,867,456.65	-	-	4,867,456.65	4,867,456.65	-	-	-	4,867,456.65
Internal Revenue Allotment	5021406000	-	-	-	-	-	-	-	-	-
Subsidy to Regional Offices/Staff Bureaus	5021407000	-	-	78,520.00	78,520.00	-	-	78,520.00	-	78,520.00
Subsidy to Operating Units	5021408000	-	-	-	-	-	-	-	-	-
Subsidy to Other Funds	5021409000	-	-	-	-	-	-	-	-	-
Subsidies-Others	5021499000	-	-	-	-	-	-	-	-	-
Taxes, Duties and Licenses	5021501001	2,023,468.46	-	7,551.18	2,031,019.64	2,023,468.46	7,551.18	-	-	2,031,019.64
Tax Refund	5021501002	-	-	-	-	-	-	-	-	-
Fidelity Bond Premiums	5021502000	155,373.75	-	562.50	155,936.25	155,373.75	562.50	-	-	155,936.25
Insurance Expenses	5021503000	9,250,558.34	-	7,028,034.37	2,222,523.97	9,250,558.34	7,028,034.37	-	-	2,222,523.97
Labor and Wages	5021601000	1,041,658.54	-	4,998.00	1,036,660.54	1,041,658.54	4,998.00	-	-	1,036,660.54
Advertising, Promotional and Marketing Expenses	5029901000	16,985,796.28	-	9,798,645.27	26,784,441.55	16,985,796.28	1,007,435.33	10,806,080.60	-	26,784,441.55
Printing and Publication Expenses	5029902000	1,089,140.00	-	7,784,902.43	8,874,042.43	1,089,140.00	-	7,784,902.43	-	8,874,042.43
Representation Expenses	5029903000	13,518,614.48	-	209,666.89	13,728,281.37	13,518,614.48	506,246.62	715,913.51	-	13,728,281.37
Transportation and Delivery Expenses	5029904000	29,000.00	-	21,180,168.85	21,209,168.85	29,000.00	20,130,168.85	1,050,000.00	-	21,209,168.85
Rents-Buildings and Structures	5029905001	4,999,752.73	-	37,984,234.60	42,983,987.33	4,999,752.73	34,905,511.56	3,078,723.04	-	42,983,987.33
Rents-Land	5029905002	-	-	-	-	-	-	-	-	-
Rents-Motor Vehicles	5029905003	-	-	3,144,025.00	3,144,025.00	-	3,144,025.00	-	-	3,144,025.00
Rents-Equipment	5029905004	466,785.55	-	100,794.63	567,580.18	466,785.55	100,794.63	-	-	567,580.18
Rents-Living Quarters	5029905005	-	-	3,575,000.00	3,575,000.00	-	3,575,000.00	-	-	3,575,000.00
Operating Lease	5029905006	-	-	60,000.00	60,000.00	-	60,000.00	-	-	60,000.00
Financial Lease	5029905007	-	-	-	-	-	-	-	-	-
Rents-ICT Machinery and Equipment	5029905008	-	-	-	-	-	-	-	-	-
Membership Dues and Contributions to Organizations	5029906000	-	-	-	-	-	-	-	-	-
Subscription Expenses - ICT Software Subscription	5029907001	-	-	-	-	-	-	-	-	-
Subscription Expenses - Data Center Service	5029907002	-	-	-	-	-	-	-	-	-
Subscription Expenses - Cloud Computing Service	5029907003	-	-	-	-	-	-	-	-	-
Subscription Expenses - Library and Other Reading Materials Subscr	5029907004	-	-	-	-	-	-	-	-	-
Subscription Expenses - Other Subscription Expenses	5029907099	66,168.00	-	3,600.00	69,768.00	66,168.00	3,600.00	-	-	69,768.00
Donations	5029908000	-	-	-	-	-	-	-	-	-
Litigation/Acquired Assets Expenses	5029909000	-	-	-	-	-	-	-	-	-
Loss on Guaranty	5029910000	-	-	-	-	-	-	-	-	-
Legal Defense Expense	5029921000	-	-	-	-	-	-	-	-	-
Bank Transaction Fee	5029922000	-	-	-	-	-	-	-	-	-
Website Maintenance	5029999001	-	-	-	-	-	-	-	-	-
Other Maintenance and Operating Expenses	5029999099	3,195,100.07	-	3,953,288.92	7,148,388.99	3,195,100.07	1,014,118.85	4,967,407.77	-	7,148,388.99
Capital Outlay		222,721,746.05	-	0.00	222,721,746.05	222,721,746.05	0.00	-	-	222,721,746.05
Investment Property-Land	5060301001	-	-	-	-	-	-	-	-	-
Investment Property-Buildings	5060301002	-	-	-	-	-	-	-	-	-
Land	5060401001	-	-	-	-	-	-	-	-	-
Aquaculture Structures	5060402001	-	-	-	-	-	-	-	-	-
Reforestation Projects	5060402002	-	-	-	-	-	-	-	-	-
Other Land Improvements	5060402099	-	-	-	-	-	-	-	-	-
Road Networks	5060403001	-	-	-	-	-	-	-	-	-
Flood Control Systems	5060403002	-	-	-	-	-	-	-	-	-
Sewer Systems	5060403003	-	-	-	-	-	-	-	-	-
Water Supply Systems	5060403004	-	-	-	-	-	-	-	-	-
Power Supply Systems	5060403005	-	-	-	-	-	-	-	-	-
Communications Networks	5060403006	-	-	-	-	-	-	-	-	-
Seaport Systems	5060403007	-	-	-	-	-	-	-	-	-
Airport Systems	5060403008	-	-	-	-	-	-	-	-	-
Parks, Plazas and Monuments	5060403009	-	-	-	-	-	-	-	-	-
Other Infrastructure Assets	5060403099	-	-	-	-	-	-	-	-	-
Buildings	5060404001	-	-	-	-	-	-	-	-	-
School Buildings	5060404002	-	-	-	-	-	-	-	-	-
Hospitals and Health Centers	5060404003	89,974,887.45	-	-	89,974,887.45	89,974,887.45	-	-	-	89,974,887.45
Hostels and Dormitories	5060404006	-	-	-	-	-	-	-	-	-
Other Structures	5060404099	-	-	-	-	-	-	-	-	-

PARTICULARS	UACS CODE	APPROPRIATION				ALLOTMENTS				
		Authorized Appropriation	Outside Dept.	Within Dept.	Adjusted Appropriations	Allotments Received	Additional SARO (Augmentation/Withdrawal) / (Realignment/ Prior Years Adjustment)	(Transfer to)	(Transfer From)	Adjusted Total Allotments
Machinery	5060405001	-	-	-	-	-	-	-	-	-
Office Equipment	5060405002	-	-	-	-	-	-	-	-	-
Information and Communications Technology Equipment	5060405003	1,110,000.00	-	735,669.60	1,845,669.60	1,110,000.00	735,669.60	-	-	1,845,669.60
Agricultural and Forestry Equipment	5060405004	-	-	-	-	-	-	-	-	-
Marine and Fishery Equipment	5060405005	-	-	-	-	-	-	-	-	-
Airport Equipment	5060405006	-	-	-	-	-	-	-	-	-
Communications Equipment	5060405007	-	-	-	-	-	-	-	-	-
Construction and Heavy Equipment	5060405008	-	-	-	-	-	-	-	-	-
Disaster Response and Rescue Equipment	5060405009	-	-	-	-	-	-	-	-	-
Medical Equipment	5060405011	80,082,968.00	-	12,000,000.00	68,082,968.00	80,082,968.00	12,000,000.00	-	-	68,082,968.00
Printing Equipment	5060405012	-	-	-	-	-	-	-	-	-
Sports Equipment	5060405013	-	-	-	-	-	-	-	-	-
Technical and Scientific Equipment	5060405014	-	-	-	-	-	-	-	-	-
ICT Software	5060405015	-	-	-	-	-	-	-	-	-
Other Machinery and Equipment	5060405099	-	-	-	-	-	-	-	-	-
Motor Vehicles	5060406001	50,650,890.60	-	12,000,000.00	62,650,890.60	50,650,890.60	12,000,000.00	-	-	62,650,890.60
Trains	5060406002	-	-	-	-	-	-	-	-	-
Aircrafts and Aircrafts Ground Equipment	5060406003	-	-	-	-	-	-	-	-	-
Watercrafts	5060406004	-	-	-	-	-	-	-	-	-
Other Transportation Equipment	5060406099	-	-	-	-	-	-	-	-	-
Furniture and Fixtures	5060407001	903,000.00	-	735,669.60	167,330.40	903,000.00	735,669.60	-	-	167,330.40
Books	5060407002	-	-	-	-	-	-	-	-	-
Historical Buildings	5060408001	-	-	-	-	-	-	-	-	-
Works of Arts and Archeological Specimens	5060408002	-	-	-	-	-	-	-	-	-
Other Heritage Assets	5060408099	-	-	-	-	-	-	-	-	-
Work/Zoo Animals	5060409001	-	-	-	-	-	-	-	-	-
Other Property, Plant and Equipment	5060409099	-	-	-	-	-	-	-	-	-
Patents/Copyrights	5060601000	-	-	-	-	-	-	-	-	-
Computer Software	5060602000	-	-	-	-	-	-	-	-	-
Other Intangible Assets	5060699000	-	-	-	-	-	-	-	-	-
C. SPECIAL PURPOSE FUND		575,968,654.92	-	555,669,924.73	20,298,730.19	575,968,654.92	1,187,725,122.59	-	1,743,395,047.32	20,298,730.19
Contingent Fund (SARO-BMB-B-21-0002785, SARO-BMB-B-21-0013131)-		575,163,359.21	-	563,561,814.86	11,601,544.35	575,163,359.21	2,283,139.61	-	565,844,954.47	11,601,544.35
Maintenance and Other Operating Expenses		525,163,359.21	-	513,561,814.86	11,601,544.35	525,163,359.21	2,283,139.61	-	515,844,954.47	11,601,544.35
Subsidy to National Government Agencies	5021401000	-	-	-	-	-	-	-	-	-
Financial Assistance to National Government Agencies	5021402000	-	-	84,000.00	84,000.00	-	374,785,500.00	(374,701,500.00)	-	84,000.00
Financial Assistance to Local Government Units	5021403000	-	-	1,000,000.00	1,000,000.00	-	1,000,000.00	-	-	1,000,000.00
Subsidy Support to Operations of GOCCs	5021404001	-	-	-	-	-	-	-	-	-
Financial Assistance to Non-Government Organizations/POs	5021405000	-	-	-	-	-	-	-	-	-
Internal Revenue Allotment	5021406000	-	-	-	-	-	-	-	-	-
Subsidy to Regional Offices/Staff Bureaus	5021407000	-	-	-	-	-	-	-	-	-
Subsidy to Operating Units	5021408000	-	-	-	-	-	-	-	-	-
Subsidy to Other Funds	5021409000	-	-	-	-	-	-	-	-	-
Subsidies-Others	5021499000	525,163,359.21	-	516,088,359.21	9,075,000.00	525,163,359.21	516,088,359.21	-	-	9,075,000.00
Taxes, Duties and Licenses	5021501001	-	-	-	-	-	-	-	-	-
Tax Refund	5021501002	-	-	-	-	-	-	-	-	-
Fidelity Bond Premiums	5021502000	-	-	-	-	-	-	-	-	-
Insurance Expenses	5021503000	-	-	-	-	-	-	-	-	-
Labor and Wages	5021601000	-	-	-	-	-	-	-	-	-
Advertising, Promotional and Marketing Expenses	5029901000	-	-	-	-	-	-	-	-	-
Printing and Publication Expenses	5029902000	-	-	-	-	-	-	-	-	-
Representation Expenses	5029903000	-	-	-	-	-	-	-	-	-
Transportation and Delivery Expenses	5029904000	-	-	972,248.82	972,248.82	-	972,248.82	-	-	972,248.82
Rents-Buildings and Structures	5029905001	-	-	-	-	-	-	-	-	-
Rents-Land	5029905002	-	-	-	-	-	-	-	-	-
Rents-Motor Vehicles	5029905003	-	-	-	-	-	-	-	-	-
Rents-Equipment	5029905004	-	-	-	-	-	-	-	-	-
Rents-Living Quarters	5029905005	-	-	-	-	-	-	-	-	-
Operating Lease	5029905006	-	-	-	-	-	-	-	-	-
Financial Lease	5029905007	-	-	-	-	-	-	-	-	-
Rents-ICT Machinery and Equipment	5029905008	-	-	-	-	-	-	-	-	-
Membership Dues and Contributions to Organizations	5029906000	-	-	-	-	-	-	-	-	-
Subscription Expenses - ICT Software Subscription	5029907001	-	-	-	-	-	-	-	-	-
Subscription Expenses - Data Center Service	5029907002	-	-	-	-	-	-	-	-	-

PARTICULARS	UACS CODE	APPROPRIATION				ALLOTMENTS				
		Authorized Appropriation	Outside Dept.	Within Dept.	Adjusted Appropriations	Allotments Received	Additional SARO (Augmentation/Withdrawal) / (Realignment/ Prior Years Adjustment)	(Transfer to)	(Transfer From)	Adjusted Total Allotments
Subscription Expenses - Cloud Computing Service	5029907003			-	-	-	-	-	-	-
Subscription Expenses - Library and Other Reading Materials Subscr	5029907004			-	-	-	-	-	-	-
Subscription Expenses - Other Subscription Expenses	5029907099			-	-	-	-	-	-	-
Donations	5029908000			-	-	-	-	-	-	-
Litigation/Acquired Assets Expenses	5029909000			-	-	-	-	-	-	-
Loss on Guaranty	5029910000			-	-	-	-	-	-	-
Legal Defense Expense	5029921000			-	-	-	-	-	-	-
Bank Transaction Fee	5029922000			-	-	-	-	-	-	-
Website Maintenance	5029999001			-	-	-	-	-	-	-
Other Maintenance and Operating Expenses	5029999099			470,295.53	470,295.53	-	141,613,750.00	(141,143,454.47)	-	470,295.53
Capital Outlay		50,000,000.00	-	50,000,000.00	-	50,000,000.00	-	50,000,000.00	-	-
Buildings	5060404001			-	-	-	-	-	-	-
School Buildings	5060404002			-	-	-	-	-	-	-
Hospitals and Health Centers	5060404003			-	-	-	-	-	-	-
Hostels and Dormitories	5060404006			-	-	-	-	-	-	-
Other Structures	5060404099			-	-	-	-	-	-	-
Machinery	5060405001			-	-	-	-	-	-	-
Office Equipment	5060405002			-	-	-	-	-	-	-
Information and Communications Technology Equipment	5060405003			-	-	-	-	-	-	-
Agricultural and Forestry Equipment	5060405004			-	-	-	-	-	-	-
Marine and Fishery Equipment	5060405005			-	-	-	-	-	-	-
Airport Equipment	5060405006			-	-	-	-	-	-	-
Communications Equipment	5060405007			-	-	-	-	-	-	-
Construction and Heavy Equipment	5060405008			-	-	-	-	-	-	-
Disaster Response and Rescue Equipment	5060405009			-	-	-	-	-	-	-
Medical Equipment	5060405011	50,000,000.00	-	50,000,000.00	-	50,000,000.00	-	(50,000,000.00)	-	-
Printing Equipment	5060405012			-	-	-	-	-	-	-
Sports Equipment	5060405013			-	-	-	-	-	-	-
Technical and Scientific Equipment	5060405014			-	-	-	-	-	-	-
ICT Software	5060405015			-	-	-	-	-	-	-
Other Machinery and Equipment	5060405099			-	-	-	-	-	-	-
Motor Vehicles	5060406001			-	-	-	-	-	-	-
Trains	5060406002			-	-	-	-	-	-	-
Aircrafts and Aircrafts Ground Equipment	5060406003			-	-	-	-	-	-	-
Watercrafts	5060406004			-	-	-	-	-	-	-
Other Transportation Equipment	5060406099			-	-	-	-	-	-	-
Furniture and Fixtures	5060407001			-	-	-	-	-	-	-
Books	5060407002			-	-	-	-	-	-	-
Historical Buildings	5060408001			-	-	-	-	-	-	-
Works of Arts and Archeological Specimens	5060408002			-	-	-	-	-	-	-
Other Heritage Assets	5060408099			-	-	-	-	-	-	-
Work/Zoo Animals	5060409001			-	-	-	-	-	-	-
Other Property, Plant and Equipment	5060409099			-	-	-	-	-	-	-
Patents/Copyrights	5060601000			-	-	-	-	-	-	-
Computer Software	5060602000			-	-	-	-	-	-	-
Other Intangible Assets	5060699000			-	-	-	-	-	-	-
Contingent Fund (SARO-BMB-B-21-0008451/SARO-BMB-B-22-0000196)-		-	-	2,251,653.36	2,251,653.36	-	1,185,116,935.00	1,182,865,281.64	-	2,251,653.36
Maintenance and Other Operating Expenses		-	-	2,251,653.36	2,251,653.36	-	1,185,116,935.00	1,182,865,281.64	-	2,251,653.36
Subsidy to National Government Agencies	5021401000			-	-	-	-	-	-	-
Financial Assistance to National Government Agencies	5021402000			-	-	-	-	-	-	-
Financial Assistance to Local Government Units	5021403000			-	-	-	-	-	-	-
Subsidy Support to Operations of GOCCs	5021404001			1,152,947.16	1,152,947.16	-	1,152,947.16	-	-	1,152,947.16
Financial Assistance to Non-Government Organizations/POs	5021405000			-	-	-	-	-	-	-
Internal Revenue Allotment	5021406000			-	-	-	-	-	-	-
Subsidy to Regional Offices/Staff Bureaus	5021407000			-	-	-	-	-	-	-
Subsidy to Operating Units	5021408000			-	-	-	-	-	-	-
Subsidy to Other Funds	5021409000			-	-	-	-	-	-	-
Subsidies-Others	5021499000			-	-	-	-	-	-	-
Taxes, Duties and Licenses	5021501001			-	-	-	-	-	-	-
Tax Refund	5021501002			-	-	-	-	-	-	-
Fidelity Bond Premiums	5021502000			-	-	-	-	-	-	-
Insurance Expenses	5021503000			-	-	-	-	-	-	-

PARTICULARS	UACS CODE	APPROPRIATION				ALLOTMENTS				
		Authorized Appropriation	Outside Dept.	Within Dept.	Adjusted Appropriations	Allotments Received	Additional SARO (Augmentation/Withdrawal) / (Realignment/ Prior Years Adjustment)	(Transfer to)	(Transfer From)	Adjusted Total Allotments
Labor and Wages	5021601000			-	-	-	-	-	-	-
Advertising, Promotional and Marketing Expenses	5029901000			-	-	-	-	-	-	-
Printing and Publication Expenses	5029902000			-	-	-	-	-	-	-
Representation Expenses	5029903000			-	-	-	-	-	-	-
Transportation and Delivery Expenses	5029904000			-	-	-	-	-	-	-
Rents-Buildings and Structures	5029905001			-	-	-	-	-	-	-
Rents-Land	5029905002			-	-	-	-	-	-	-
Rents-Motor Vehicles	5029905003			-	-	-	-	-	-	-
Rents-Equipment	5029905004			-	-	-	-	-	-	-
Rents-Living Quarters	5029905005			-	-	-	-	-	-	-
Operating Lease	5029905006			-	-	-	-	-	-	-
Financial Lease	5029905007			-	-	-	-	-	-	-
Rents-ICT Machinery and Equipment	5029905008			-	-	-	-	-	-	-
Membership Dues and Contributions to Organizations	5029906000			-	-	-	-	-	-	-
Subscription Expenses - ICT Software Subscription	5029907001			-	-	-	-	-	-	-
Subscription Expenses - Data Center Service	5029907002			-	-	-	-	-	-	-
Subscription Expenses - Cloud Computing Service	5029907003			-	-	-	-	-	-	-
Subscription Expenses - Library and Other Reading Materials Subscr	5029907004			-	-	-	-	-	-	-
Subscription Expenses - Other Subscription Expenses	5029907099			-	-	-	-	-	-	-
Donations	5029908000			-	-	-	-	-	-	-
Litigation/Acquired Assets Expenses	5029909000			-	-	-	-	-	-	-
Loss on Guaranty	5029910000			-	-	-	-	-	-	-
Legal Defense Expense	5029921000			-	-	-	-	-	-	-
Bank Transaction Fee	5029922000			-	-	-	-	-	-	-
Website Maintenance	5029999001			-	-	-	-	-	-	-
Other Maintenance and Operating Expenses	5029999099			1,098,706.20	1,098,706.20	-	1,183,963,987.84	(1,182,865,281.64)	-	1,098,706.20
Contingent Fund (SARO-BMB-B-21-0008535)- Salaries & Benefits		805,295.71	-	5,640,236.77	6,445,532.48	805,295.71	325,047.98	5,315,188.79	-	6,445,532.48
Maintenance and Other Operating Expenses		805,295.71	-	5,640,236.77	6,445,532.48	805,295.71	325,047.98	5,315,188.79	-	6,445,532.48
Legal Services	5021101000			-	-	-	-	-	-	-
Auditing Services	5021102000			-	-	-	-	-	-	-
ICT Consultancy Services	5021103001			-	-	-	-	-	-	-
Consultancy Services	5021103002			-	-	-	-	-	-	-
Other Professional Services	5021199000	805,295.71		3,733,075.79	4,538,371.50	805,295.71	2,553,858.16	6,286,933.95	-	4,538,371.50
Environment/Sanitary Services	5021201000			-	-	-	-	-	-	-
Janitorial Services	5021202000			-	-	-	-	-	-	-
Security Services	5021203000			-	-	-	-	-	-	-
Other General Services	5021299000			-	-	-	-	-	-	-
Subsidy to National Government Agencies	5021401000			-	-	-	-	-	-	-
Financial Assistance to National Government Agencies	5021402000			-	-	-	2,553,858.16	(2,553,858.16)	-	-
Financial Assistance to Local Government Units	5021403000			-	-	-	-	-	-	-
Subsidy Support to Operations of GOCCs	5021404001			325,047.98	325,047.98	-	325,047.98	-	-	325,047.98
Financial Assistance to Non-Government Organizations/POs	5021405000			-	-	-	-	-	-	-
Internal Revenue Allotment	5021406000			-	-	-	-	-	-	-
Subsidy to Regional Offices/Staff Bureaus	5021407000			-	-	-	-	-	-	-
Subsidy to Operating Units	5021408000			-	-	-	-	-	-	-
Subsidy to Other Funds	5021409000			-	-	-	-	-	-	-
Subsidies-Others	5021499000			-	-	-	-	-	-	-
Taxes, Duties and Licenses	5021501001			-	-	-	-	-	-	-
Tax Refund	5021501002			-	-	-	-	-	-	-
Fidelity Bond Premiums	5021502000			-	-	-	-	-	-	-
Insurance Expenses	5021503000			-	-	-	-	-	-	-
Labor and Wages	5021601000			-	-	-	-	-	-	-
Advertising, Promotional and Marketing Expenses	5029901000			-	-	-	-	-	-	-
Printing and Publication Expenses	5029902000			-	-	-	-	-	-	-
Representation Expenses	5029903000			-	-	-	-	-	-	-
Transportation and Delivery Expenses	5029904000			-	-	-	-	-	-	-
Rents-Buildings and Structures	5029905001			-	-	-	-	-	-	-
Rents-Land	5029905002			-	-	-	-	-	-	-
Rents-Motor Vehicles	5029905003			-	-	-	-	-	-	-
Rents-Equipment	5029905004			-	-	-	-	-	-	-
Rents-Living Quarters	5029905005			-	-	-	-	-	-	-
Operating Lease	5029905006			-	-	-	-	-	-	-
Financial Lease	5029905007			-	-	-	-	-	-	-

PARTICULARS	UACS CODE	APPROPRIATION				ALLOTMENTS				
		Authorized Appropriation	Outside Dept.	Within Dept.	Adjusted Appropriations	Allotments Received	Additional SARO (Augmentation/Withdrawal) / (Realignment/ Prior Years Adjustment)	(Transfer to)	(Transfer From)	Adjusted Total Allotments
Rents-ICT Machinery and Equipment	5029905008			-	-	-	-		-	-
Membership Dues and Contributions to Organizations	5029906000			-	-	-	-		-	-
Subscription Expenses - ICT Software Subscription	5029907001			-	-	-	-		-	-
Subscription Expenses - Data Center Service	5029907002			-	-	-	-		-	-
Subscription Expenses - Cloud Computing Service	5029907003			-	-	-	-		-	-
Subscription Expenses - Library and Other Reading Materials Subscr	5029907004			-	-	-	-		-	-
Subscription Expenses - Other Subscription Expenses	5029907099			-	-	-	-		-	-
Donations	5029908000			-	-	-	-		-	-
Litigation/Acquired Assets Expenses	5029909000			-	-	-	-		-	-
Loss on Guaranty	5029910000			-	-	-	-		-	-
Legal Defense Expense	5029921000			-	-	-	-		-	-
Bank Transaction Fee	5029922000			-	-	-	-		-	-
Website Maintenance	5029999001			-	-	-	-		-	-
Other Maintenance and Operating Expenses	5029999099			1,582,113.00	1,582,113.00	-	-	1,582,113.00	-	1,582,113.00
TOTAL CONAP		4,933,398,301.31	-	3,033,214,281.09	1,900,184,020.22	4,933,398,301.31	1,321,964,228.88	4,355,178,509.97	-	1,900,184,020.22
GRAND TOTAL (CURRENT + CONAP)		125,739,687,301.31	-	26,723,697,057.06	99,015,990,244.25	122,408,401,301.31	45,037,519,231.88	71,761,216,288.94	-	95,684,704,244.25

Department: Department of Health (DOH)
Agency: Office of the Secretary
Operating Unit: Central Office
Organization Code (UACS): 13001000000
Fund Cluster: 01 - Regular Agency Fund, 04 - Special Accounts/ Foreign

PARTICULARS	UACS CODE	OBLIGATION-REGULAR					DISBURSEMENT - REGULAR					BALANCES	
		1st Qtr ending March 31	2nd Qtr ending June 30	3rd Qtr ending Sept. 30	4th Qtr ending Dec. 31	TOTAL (REGULAR FUND)	1st Qtr ending March 31	2nd Qtr ending June 30	3rd Qtr ending Sept. 30	4th Qtr ending Dec. 31	TOTAL (REGULAR FUND)	Unreleased Appropriation	Unobligated Allotment
CURRENT													
A. Agency Specific Budget		3,016,186,010.28	3,256,173,535.29	-	-	6,272,359,545.57	622,246,439.47	1,356,572,927.32	-	-	1,978,819,366.79	3,301,866,000.00	45,580,851,493.61
Personnel Services		1,086,362,779.62	215,305,375.95	-	-	1,301,668,155.57	410,572,691.61	507,686,022.00	-	-	918,258,713.61	-	4,636,060,020.83
Basic Salary-Civilian	5010101001	106,587,362.07	110,813,445.63	-	-	217,400,807.70	106,281,647.57	101,324,142.84	-	-	207,605,790.41	-	228,198,870.37
Salaries and Wages-Casual/Contractual	5010102000	928,793,988.00	12,898,478.97	-	-	941,692,466.97	258,720,757.29	310,151,206.78	-	-	568,871,964.07	-	1,736,291,620.21
PERA-Civilian	5010201001	4,312,545.46	4,494,488.60	-	-	8,807,034.06	4,308,545.46	4,469,670.42	-	-	8,778,215.88	0.00	11,889,693.23
Representation Allowance (RA)	5010202000	2,039,125.00	2,160,500.00	-	-	4,199,625.00	2,039,125.00	2,151,700.00	-	-	4,190,825.00	-	2,947,625.00
Transportation Allowance (TA)	5010203000	1,692,036.70	1,743,093.11	-	-	3,435,129.81	1,504,109.30	1,931,020.51	-	-	3,435,129.81	-	2,640,870.19
Clothing/Uniform Allowance-Civilian	5010204001	4,140,000.00	84,000.00	-	-	4,224,000.00	4,140,000.00	84,000.00	-	-	4,224,000.00	-	1,606,000.00
Subsistence Allowance-Magna Carta Benefits for Public Health Workers	5010205003	2,170,800.00	2,073,852.50	-	-	4,244,652.50	2,169,400.00	2,060,402.50	-	-	4,229,802.50	-	-
Laundry Allowance-Magna Carta Benefits for Public Health Workers	5010206004	319,034.71	325,414.15	-	-	644,448.86	318,761.99	323,525.52	-	-	642,287.51	-	0.00
Quarters Allowance-Magna Carta Benefits for Public Health Workers	5010207004	-	-	-	-	-	-	-	-	-	-	-	-
Productivity Incentive Allowance - Civilian	5010208001	-	-	-	-	-	-	-	-	-	-	-	-
Honoraria-Civilian	5010210001	-	-	-	-	-	-	-	-	-	-	-	4,462,000.00
HP-Magna Carta Benefits for Public Health Workers under R.A. 7305	5010211005	17,690,623.02	18,652,354.99	-	-	36,342,978.01	17,667,060.96	18,525,891.74	-	-	36,192,952.70	-	31,166,163.18
Longevity Pay-Magna Carta Benefits for Public Health Workers under	5010212004	8,085,855.72	8,940,650.57	-	-	17,026,506.29	8,071,249.22	8,950,796.48	-	-	17,022,045.70	-	-
Overtime Pay	5010213001	77,997.08	196,371.28	-	-	274,368.36	69,553.84	182,031.36	-	-	251,585.20	-	212.96
Night-shift Differential Pay	5010213002	-	-	-	-	-	-	-	-	-	-	-	-
Year-End Bonus-Civilian	5010214001	-	-	-	-	-	-	-	-	-	-	-	36,782,778.60
Cash Gift-Civilian	5010215001	-	-	-	-	-	-	-	-	-	-	-	3,685,000.00
Mid-Year Bonus-Civilian	5010216001	-	39,077,451.00	-	-	39,077,451.00	-	39,077,451.00	-	-	39,077,451.00	-	8,065,589.00
Collective Negotiation Agreement Incentive-Civilian	5010299011	-	-	-	-	-	-	-	-	-	-	-	-
Productivity Enhancement Incentive-Civilian	5010299012	-	-	-	-	-	-	-	-	-	-	-	3,685,000.00
Performance Based Bonus-Civilian	5010299014	-	-	-	-	-	-	-	-	-	-	-	-
Anniversary Bonus-Civilian	5010299038	-	-	-	-	-	-	-	-	-	-	-	-
Retirement and Life Insurance Premiums	5010301000	785,336.64	-	-	-	785,336.64	785,336.64	-	-	-	785,336.64	-	-
Pag-IBIG-Civilian	5010302001	217,000.00	153,300.00	-	-	370,300.00	217,000.00	153,300.00	-	-	370,300.00	-	560,400.00
PhilHealth-Civilian	5010303001	1,372,685.20	986,053.13	-	-	2,358,738.33	1,372,685.20	986,053.13	-	-	2,358,738.33	-	4,704,555.90
ECIP-Civilian	5010304001	213,100.00	230,800.00	-	-	443,900.00	213,100.00	230,800.00	-	-	443,900.00	-	494,500.00
Pension Benefits-Civilian	5010401001	-	-	-	-	-	-	-	-	-	-	-	-
Retirement Gratuity-Civilian	5010402001	-	-	-	-	-	-	-	-	-	-	-	-
Terminal Leave Benefits-Civilian	5010403001	2,865,290.02	10,987,184.52	-	-	13,852,474.54	2,694,359.14	10,596,092.22	-	-	13,290,451.36	-	183,903,000.00
Lump-sum for Creation of New Positions-Civilian	5010499001	-	-	-	-	-	-	-	-	-	-	-	-
Lump-sum for Reclassification of Positions	5010499003	-	-	-	-	-	-	-	-	-	-	-	-
Lump-sum for Compensation Adjustment	5010499006	-	-	-	-	-	-	-	-	-	-	-	-
Lump-sum for Filling of Positions-Civilian	5010499007	-	-	-	-	-	-	-	-	-	-	-	443,221,798.19
Lump-sum for NBC No. 308	5010499008	-	-	-	-	-	-	-	-	-	-	-	-
Lump-sum for Personnel Services	5010499009	-	-	-	-	-	-	-	-	-	-	-	-
Lump-sum for Step Increments-Length of Service	5010499010	-	-	-	-	-	-	-	-	-	-	-	1,124,000.00
Lump-sum for Step Increments-Meritorious Performance	5010499011	-	-	-	-	-	-	-	-	-	-	-	-
Other Lump-sum	5010499012	-	-	-	-	-	-	-	-	-	-	-	-
Loyalty Award-Civilian	5010499015	-	10,000.00	-	-	10,000.00	-	10,000.00	-	-	10,000.00	-	-
Other Personnel Benefits	5010499099	5,000,000.00	1,477,937.50	-	-	6,477,937.50	-	6,477,937.50	-	-	6,477,937.50	-	1,930,630,344.00
		-	-	-	-	-	-	-	-	-	-	-	-
Maintenance and Other Operating Expenses		1,912,032,398.68	2,506,088,252.75	-	-	4,418,120,651.43	211,673,747.86	733,220,185.32	-	-	944,893,933.18	3,301,866,000.00	38,635,818,811.35
Traveling Expenses-Local	5020101000	2,398,843.37	8,068,736.83	-	-	10,467,580.20	2,063,725.17	7,332,305.14	-	-	9,396,030.31	36,865,000.00	37,711,231.06
Traveling Expenses-Foreign	5020102000	-	2,345,498.11	-	-	2,345,498.11	-	2,227,484.33	-	-	2,227,484.33	-	21,588,338.28
ICT Training Expenses	5020201001	-	-	-	-	-	-	-	-	-	-	-	-
Training Expenses	5020201002	1,798,314.80	12,768,002.46	-	-	14,566,317.26	422,214.80	1,289,783.89	-	-	1,711,998.69	14,650,000.00	37,341,685.95
Scholarship Grants/Expenses	5020202000	32,069.80	40,720,632.88	-	-	40,752,702.68	24,900.00	134,778.68	-	-	159,678.68	-	402,193,371.08
Office Supplies Expenses	5020301000	-	-	-	-	-	-	-	-	-	-	-	4,900.00
ICT Office Supplies Expenses	5020301001	-	-	-	-	-	-	-	-	-	-	-	-
Office Supplies Expenses	5020301002	7,900.00	353,382.50	-	-	361,282.50	3,000.00	25,962.50	-	-	28,962.50	-	11,014,437.50

PARTICULARS	UACS CODE	OBLIGATION-REGULAR					DISBURSEMENT - REGULAR					BALANCES	
		1st Qtr ending March 31	2nd Qtr ending June 30	3rd Qtr ending Sept. 30	4th Qtr ending Dec. 31	TOTAL (REGULAR FUND)	1st Qtr ending March 31	2nd Qtr ending June 30	3rd Qtr ending Sept. 30	4th Qtr ending Dec. 31	TOTAL (REGULAR FUND)	Unreleased Appropriation	Unobligated Allotment
Accountable Forms Expenses	5020302000	8,000.00	-	-	-	8,000.00	8,000.00	-	-	-	8,000.00	-	571,000.00
Non-Accountable Forms Expenses	5020303000	-	-	-	-	-	-	-	-	-	-	-	-
Animal/Zoological Supplies Expenses	5020304000	-	-	-	-	-	-	-	-	-	-	-	-
Food Supplies Expenses	5020305000	-	-	-	-	-	-	-	-	-	-	-	-
Welfare Goods Expenses	5020306000	-	-	-	-	-	-	-	-	-	-	-	-
Drugs and Medicines Expenses	5020307000	5,370,020.00	643,007,597.28	-	-	648,377,617.28	-	32,142.85	-	-	32,142.85	1,928,282,000.00	10,110,361,204.36
Medical, Dental and Laboratory Supplies Expenses	5020308000	9,999,800.00	689,705,958.42	-	-	699,705,758.42	-	274,690.00	-	-	274,690.00	778,564,000.00	8,850,604,057.68
Fuel, Oil and Lubricants Expenses	5020309000	2,842,169.51	1,733,912.49	-	-	4,576,082.00	59,202.68	1,103,303.87	-	-	1,162,506.55	-	1,799,922.02
Agricultural and Marine Supplies Expenses	5020310000	-	-	-	-	-	-	-	-	-	-	-	-
Textbooks and Instructional Materials Expenses	5020311001	-	-	-	-	-	-	-	-	-	-	-	-
Chemical and Filtering Supplies Expenses	5020313000	-	-	-	-	-	-	-	-	-	-	-	-
Semi-Expendable Machinery	5020321001	-	9,750.00	-	-	9,750.00	-	9,750.00	-	-	9,750.00	-	-
Semi-Expendable-Office Equipment	5020321002	6,014.00	5,800.00	-	-	11,814.00	6,014.00	5,800.00	-	-	11,814.00	-	3,000.00
Semi-Expendable-Information and Communications Technology Equi	5020321003	-	6,918,170.70	-	-	6,918,170.70	-	6,461,060.70	-	-	6,461,060.70	-	77,559,987.67
Semi-Expendable-Agricultural and Forestry Equipment	5020321004	-	-	-	-	-	-	-	-	-	-	-	-
Semi-Expendable-Marine and Fishery Equipment	5020321005	-	-	-	-	-	-	-	-	-	-	-	-
Semi-Expendable-Airport Equipment	5020321006	-	-	-	-	-	-	-	-	-	-	-	-
Semi-Expendable-Communications Equipment	5020321007	-	-	-	-	-	-	-	-	-	-	-	-
Semi-Expendable-Disaster Response and Rescue Equipment	5020321008	-	-	-	-	-	-	-	-	-	-	-	-
Semi-Expendable-Military, Police and Security Equipment	5020321009	-	-	-	-	-	-	-	-	-	-	-	-
Semi-Expendable-Medical Equipment	5020321010	-	-	-	-	-	-	-	-	-	-	-	-
Semi-Expendable-Printing Equipment	5020321011	-	-	-	-	-	-	-	-	-	-	-	-
Semi-Expendable-Sports Equipment	5020321012	-	-	-	-	-	-	-	-	-	-	-	-
Semi-Expendable-Technical and Scientific Equipment	5020321013	-	-	-	-	-	-	-	-	-	-	-	-
Semi-Expendable-Other Equipment	5020321099	-	600,000.00	-	-	600,000.00	-	-	-	-	-	-	85,000.00
Semi-Expendable-Semi-Expendable Furniture, Fixtures and Books E	5020322000	-	-	-	-	-	-	-	-	-	-	-	-
Semi-Expendable-Furniture and Fixtures	5020322001	9,950.00	9,915.00	-	-	19,865.00	-	19,865.00	-	-	19,865.00	-	883,050.00
Semi-Expendable-Books	5020322002	-	-	-	-	-	-	-	-	-	-	-	14,000.00
Other Supplies and Materials Expenses	5020399000	15,273,449.75	184,814,250.00	-	-	200,087,699.75	53,610.00	590,635.75	-	-	644,245.75	-	3,556,517,222.43
Water Expenses	5020401000	1,582,553.23	1,414,092.63	-	-	2,996,645.86	1,582,553.23	1,414,092.63	-	-	2,996,645.86	-	8,726,354.14
Electricity Expenses	5020402000	5,974,176.08	9,369,758.28	-	-	15,343,934.36	5,974,176.08	9,369,758.28	-	-	15,343,934.36	-	40,434,439.75
Gas/Heating Expenses	5020403000	-	-	-	-	-	-	-	-	-	-	-	-
Postage and Courier Expenses	5020501000	2,486.00	7,773.00	-	-	10,259.00	1,000.00	9,259.00	-	-	10,259.00	-	55,280.00
Mobile	5020502001	2,395,945.65	2,592,205.31	-	-	4,988,150.96	2,395,945.65	2,579,706.31	-	-	4,975,651.96	-	28,505,894.43
Landline	5020502002	540,116.15	6,785,721.25	-	-	7,325,837.40	540,116.15	485,721.25	-	-	1,025,837.40	-	6,686,740.68
Internet Subscription Expenses	5020503000	6,121,998.00	544,839.72	-	-	6,666,837.72	1,998.00	2,040,000.00	-	-	2,041,998.00	-	9,989,162.28
Cable, Satellite, Telegraph and Radio Expenses	5020504000	1,973,460.00	4,065,720.00	-	-	6,039,180.00	-	1,315,640.00	-	-	1,315,640.00	-	-
Awards/Rewards Expenses	5020601001	-	-	-	-	-	-	-	-	-	-	-	-
Rewards and Incentives	5020601002	-	-	-	-	-	-	-	-	-	-	-	-
Prizes	5020602000	-	-	-	-	-	-	-	-	-	-	-	-
ICT Survey Expenses	5020701001	-	-	-	-	-	-	-	-	-	-	-	-
Survey Expenses	5020701002	-	-	-	-	-	-	-	-	-	-	-	-
ICT Research, Exploration and Development Expenses	5020702001	-	-	-	-	-	-	-	-	-	-	-	-
Research, Exploration and Development Expenses	5020702002	-	-	-	-	-	-	-	-	-	-	-	16,040,000.00
Confidential Expenses	5021001000	-	-	-	-	-	-	-	-	-	-	-	-
Intelligence Expenses	5021002000	-	-	-	-	-	-	-	-	-	-	-	-
Extraordinary and Miscellaneous Expenses	5021003000	1,388,245.18	1,315,877.41	-	-	2,704,122.59	1,388,245.18	1,293,277.41	-	-	2,681,522.59	-	4,507,900.00
Legal Services	5021101000	16,732.50	1,050,000.00	-	-	1,066,732.50	16,732.50	-	-	16,732.50	-	-	132,267.50
Auditing Services	5021102000	202,820.30	101,410.15	-	-	304,230.45	2,820.30	23,058.99	-	-	25,879.29	-	-
ICT Consultancy Services	5021103001	-	-	-	-	-	-	-	-	-	-	-	-
Consultancy Services	5021103002	444,000.00	72,428,593.43	-	-	72,872,593.43	-	-	-	-	-	39,033,000.00	223,292,263.55
Other Professional Services	5021199000	168,722,197.43	185,034,395.90	-	-	353,756,593.33	146,116,696.38	186,699,755.32	-	-	332,816,451.70	-	2,664,290,651.39
Environment/Sanitary Services	5021201000	-	-	-	-	-	-	-	-	-	-	-	-
Janitorial Services	5021202000	62,334,994.33	43,334,650.40	-	-	19,000,343.93	-	13,421,268.07	-	-	13,421,268.07	-	16,488,738.03
Security Services	5021203000	54,761,395.23	39,219,976.82	-	-	15,541,418.41	5,198,640.63	10,342,777.78	-	-	15,541,418.41	-	44,290,972.33
Other General Services	5021299000	-	-	-	-	-	-	-	-	-	-	-	-
Repairs and Maintenance-Investment Property	5021301000	-	-	-	-	-	-	-	-	-	-	-	-
Repairs and Maintenance-Land Improvements	5021302000	-	-	-	-	-	-	-	-	-	-	-	-
Other Land Improvements	5021302099	-	-	-	-	-	-	-	-	-	-	-	-
Repairs and Maintenance-Road Networks	5021303001	-	-	-	-	-	-	-	-	-	-	-	-
Repairs and Maintenance-Flood Control Systems	5021303002	-	-	-	-	-	-	-	-	-	-	-	-
Repairs and Maintenance-Sewer Systems	5021303003	-	-	-	-	-	-	-	-	-	-	-	-
Repairs and Maintenance-Water Supply Systems	5021303004	-	-	-	-	-	-	-	-	-	-	-	-
Repairs and Maintenance-Power Supply Systems	5021303005	-	-	-	-	-	-	-	-	-	-	-	-

PARTICULARS	UACS CODE	OBLIGATION-REGULAR					DISBURSEMENT - REGULAR					BALANCES	
		1st Qtr ending March 31	2nd Qtr ending June 30	3rd Qtr ending Sept. 30	4th Qtr ending Dec. 31	TOTAL (REGULAR FUND)	1st Qtr ending March 31	2nd Qtr ending June 30	3rd Qtr ending Sept. 30	4th Qtr ending Dec. 31	TOTAL (REGULAR FUND)	Unreleased Appropriation	Unobligated Allotment
Repairs and Maintenance-Communications Networks	5021303006	-	-	-	-	-	-	-	-	-	-	-	-
Repairs and Maintenance-Parks, Plazas and Monuments	5021303009	-	-	-	-	-	-	-	-	-	-	-	-
Repairs and Maintenance-Railway Systems	5021303010	-	-	-	-	-	-	-	-	-	-	-	-
Repairs and Maintenance-Other Infrastructure Assets	5021303099	-	-	-	-	-	-	-	-	-	-	-	-
Repairs and Maintenance-Buildings	5021304001	11,410.00	51,726.25	-	-	63,136.25	-	63,136.25	-	-	63,136.25	-	1,452,155.75
Repairs and Maintenance-School Buildings	5021304002	-	-	-	-	-	-	-	-	-	-	-	-
Repairs and Maintenance-Hospitals and Health Centers	5021304003	-	-	-	-	-	-	-	-	-	-	-	-
Repairs and Maintenance-Hostels and Dormitories	5021304006	-	-	-	-	-	-	-	-	-	-	-	-
Repairs and Maintenance-Other Structures	5021304099	-	1,500,777.00	-	-	1,500,777.00	-	-	-	-	-	-	-
Repairs and Maintenance-Machinery	5021305001	-	-	-	-	-	-	-	-	-	-	-	14,000.00
Repairs and Maintenance-Office Equipment	5021305002	2,348,139.00	78,367.00	-	-	2,426,506.00	10,000.00	8,527.00	-	-	18,527.00	-	97,900.00
Repairs and Maintenance-ICT Equipment	5021305003	7,649,658.00	4,000,000.00	-	-	11,649,658.00	-	1,520,000.00	-	-	1,520,000.00	-	11,000.00
Repairs and Maintenance-Agricultural and Forestry Equipment	5021305004	-	-	-	-	-	-	-	-	-	-	-	-
Repairs and Maintenance-Marine and Fishery Equipment	5021305005	-	-	-	-	-	-	-	-	-	-	-	-
Repairs and Maintenance-Communications Equipment	5021305007	-	-	-	-	-	-	-	-	-	-	-	-
Repairs and Maintenance-Construction and Heavy Equipment	5021305008	-	-	-	-	-	-	-	-	-	-	-	-
Repairs and Maintenance-Disaster Response and Rescue Equipmen	5021305009	-	-	-	-	-	-	-	-	-	-	-	-
Repairs and Maintenance-Military, Police and Security Equipment	5021305010	-	-	-	-	-	-	-	-	-	-	-	-
Repairs and Maintenance-Medical Equipment	5021305011	-	-	-	-	-	-	-	-	-	-	-	-
Repairs and Maintenance-Printing Equipment	5021305012	-	-	-	-	-	-	-	-	-	-	-	-
Repairs and Maintenance-Sports Equipment	5021305013	-	-	-	-	-	-	-	-	-	-	-	-
Repairs and Maintenance-Technical and Scientific Equipment	5021305014	-	-	-	-	-	-	-	-	-	-	-	-
Repairs and Maintenance-Other Equipment	5021305099	-	-	-	-	-	-	-	-	-	-	-	2,757,000.00
Repairs and Maintenance-Motor Vehicles	5021306001	280,546.00	291,378.90	-	-	571,924.90	51,136.00	222,403.32	-	-	273,539.32	-	1,979,915.10
Repairs and Maintenance-Trains	5021306002	-	-	-	-	-	-	-	-	-	-	-	-
Repairs and Maintenance-Aircrafts and Aircrafts Ground Equipment	5021306003	-	-	-	-	-	-	-	-	-	-	-	-
Repairs and Maintenance-Watercrafts	5021306004	-	-	-	-	-	-	-	-	-	-	-	-
Repairs and Maintenance-Other Transportation Equipment	5021306099	-	-	-	-	-	-	-	-	-	-	-	-
Repairs and Maintenance-Repairs and Maintenance-Furniture and F	5021307000	5,000.00	-	-	-	5,000.00	5,000.00	-	-	-	5,000.00	-	20,000.00
Repairs and Maintenance-Buildings and Other Structures	5021308001	-	-	-	-	-	-	-	-	-	-	-	-
Repairs and Maintenance-Machinery and Equipment	5021308002	-	-	-	-	-	-	-	-	-	-	-	-
Repairs and Maintenance-Transportation Equipment	5021308003	-	-	-	-	-	-	-	-	-	-	-	-
Repairs and Maintenance-ICT Machinery and Equipment	5021308004	-	-	-	-	-	-	-	-	-	-	-	-
Repairs and Maintenance-Other Leased Assets	5021308099	-	-	-	-	-	-	-	-	-	-	-	-
Repairs and Maintenance-Land	5021309001	-	-	-	-	-	-	-	-	-	-	-	-
Repairs and Maintenance-Buildings	5021309002	-	-	-	-	-	-	-	-	-	-	-	-
Repairs and Maintenance-Other Leased Assets Improvements	5021309099	-	-	-	-	-	-	-	-	-	-	-	-
RM- Semi-Expendable-Machinery	5021321001	-	-	-	-	-	-	-	-	-	-	-	-
RM- Semi-Expendable-Office Equipment	5021321002	-	-	-	-	-	-	-	-	-	-	-	-
RM- Semi-Expendable-Information and Communications Technology	5021321003	-	-	-	-	-	-	-	-	-	-	-	-
RM- Semi-Expendable-Agricultural and Forestry Equipment	5021321004	-	-	-	-	-	-	-	-	-	-	-	-
RM- Semi-Expendable-Marine and Fishery Equipment	5021321005	-	-	-	-	-	-	-	-	-	-	-	-
RM- Semi-Expendable-Communications Equipment	5021321007	-	-	-	-	-	-	-	-	-	-	-	-
RM- Semi-Expendable-Disaster Response and Rescue Equipment	5021321008	-	-	-	-	-	-	-	-	-	-	-	1,890,000.00
RM- Semi-Expendable-Military, Police and Security Equipment	5021321009	-	-	-	-	-	-	-	-	-	-	-	-
RM- Semi-Expendable-Medical Equipment	5021321010	-	-	-	-	-	-	-	-	-	-	-	-
RM- Semi-Expendable-Printing Equipment	5021321011	-	-	-	-	-	-	-	-	-	-	-	-
RM- Semi-Expendable-Sports Equipment	5021321012	-	-	-	-	-	-	-	-	-	-	-	-
RM- Semi-Expendable-Technical and Scientific Equipment	5021321013	-	-	-	-	-	-	-	-	-	-	-	-
RM- Semi-Expendable-Other Equipment	5021321099	-	-	-	-	-	-	-	-	-	-	-	-
RM- Semi-Expendable-Furniture and Fixture	5021322001	-	-	-	-	-	-	-	-	-	-	-	36,000.00
RM- Semi-Expendable-Books	5021322002	-	-	-	-	-	-	-	-	-	-	-	-
Repairs and Maintenance-Other Property, Plant and Equipment	5021399099	-	-	-	-	-	-	-	-	-	-	-	-
Subsidy to National Government Agencies	5021401000	-	-	-	-	-	-	-	-	-	-	-	-
Financial Assistance to National Government Agencies	5021402000	11,150,000.00	134,434,750.38	-	-	145,584,750.38	-	110,558,562.50	-	-	110,558,562.50	137,307,000.00	6,949,681,670.15
Financial Assistance to Local Government Units	5021403000	97,728,654.05	76,093,408.53	-	-	173,822,062.58	25,219,102.05	72,366,759.13	-	-	97,585,861.18	-	106,859,134.92
Subsidy Support to Operations of GOCCs	5021404001	113,735,742.53	140,719,695.92	-	-	254,455,438.45	8,756,466.48	171,772,426.67	-	-	180,528,893.15	-	48,165,015.74
Financial Assistance to Non-Government Organizations/POs	5021405000	-	-	-	-	-	-	-	-	-	-	-	24,402,000.00
Internal Revenue Allotment	5021406000	-	-	-	-	-	-	-	-	-	-	-	-
Subsidy to Regional Offices/Staff Bureaus	5021407000	-	-	-	-	-	-	-	-	-	-	-	776,382.08
Subsidy to Operating Units	5021408000	-	-	-	-	-	-	-	-	-	-	-	90,000.00
Subsidy to Other Funds	5021409000	-	-	-	-	-	-	-	-	-	-	-	-
Subsidies-Others	5021499000	-	-	-	-	-	-	-	-	-	-	-	4,335,507,341.57
Taxes, Duties and Licenses	5021501001	99,658.04	219,417.02	-	-	319,075.06	96,508.04	220,107.02	-	-	316,615.06	-	152,549,091.18

PARTICULARS	UACS CODE	OBLIGATION-REGULAR					DISBURSEMENT - REGULAR					BALANCES	
		1st Qtr ending March 31	2nd Qtr ending June 30	3rd Qtr ending Sept. 30	4th Qtr ending Dec. 31	TOTAL (REGULAR FUND)	1st Qtr ending March 31	2nd Qtr ending June 30	3rd Qtr ending Sept. 30	4th Qtr ending Dec. 31	TOTAL (REGULAR FUND)	Unreleased Appropriation	Unobligated Allotment
Tax Refund	5021501002	-	-	-	-	-	-	-	-	-	-	-	-
Fidelity Bond Premiums	5021502000	670,125.00	1,045,875.00	-	-	1,716,000.00	670,125.00	1,045,875.00	-	-	1,716,000.00	-	542,125.00
Insurance Expenses	5021503000	1,674,271.34	807,295.82	-	-	2,481,567.16	1,674,271.34	807,295.82	-	-	2,481,567.16	-	29,794,581.05
Labor and Wages	5021601000	110,825.00	162,250.00	-	-	273,075.00	110,825.00	162,250.00	-	-	273,075.00	-	4,768,925.00
Advertising, Promotional and Marketing Expenses	5029901000	50,469,156.80	8,291,536.00	-	-	58,760,692.80	389,659.20	901,622.40	-	-	1,291,281.60	-	66,381,789.98
Printing and Publication Expenses	5029902000	3,158,000.00	9,416,787.00	-	-	12,574,787.00	-	128,571.43	-	-	128,571.43	-	14,519,410.00
Representation Expenses	5029903000	568,024.00	8,038,066.28	-	-	8,606,090.28	22,024.00	1,582,649.00	-	-	1,604,673.00	-	90,468,263.22
Transportation and Delivery Expenses	5029904000	945,096,000.00	236,640,000.00	-	-	1,181,736,000.00	-	29,174,633.85	-	-	29,174,633.85	23,545,000.00	145,196,916.81
Rents-Buildings and Structures	5029905001	320,227,920.00	41,383,094.19	-	-	361,611,014.19	8,800,000.00	79,187,548.67	-	-	87,987,548.67	-	10,936,905.81
Rents-Land	5029905002	-	-	-	-	-	-	-	-	-	-	-	-
Rents-Motor Vehicles	5029905003	-	-	-	-	-	-	-	-	-	-	-	1,887,000.00
Rents-Equipment	5029905004	1,800.00	15,884,405.37	-	-	15,886,205.37	1,800.00	-	-	1,800.00	-	-	5,074,098.60
Rents-Living Quarters	5029905005	-	-	-	-	-	-	-	-	-	-	-	-
Operating Lease	5029905006	-	-	-	-	-	-	-	-	-	-	-	-
Financial Lease	5029905007	-	-	-	-	-	-	-	-	-	-	-	-
Rents-ICT Machinery and Equipment	5029905008	-	-	-	-	-	-	-	-	-	-	-	-
Membership Dues and Contributions to Organizations	5029906000	-	-	-	-	-	-	-	-	-	-	-	-
Subscription Expenses - ICT Software Subscription	5029907001	12,132,577.61	29,248,707.56	-	-	41,381,285.17	-	14,884,985.51	-	-	14,884,985.51	-	-
Subscription Expenses - Data Center Service	5029907002	-	-	-	-	-	-	-	-	-	-	-	-
Subscription Expenses - Cloud Computing Service	5029907003	-	-	-	-	-	-	-	-	-	-	-	-
Subscription Expenses - Library and Other Reading Materials Subscr	5029907004	-	-	-	-	-	-	-	-	-	-	-	-
Subscription Expenses - Other Subscription Expenses	5029907099	-	1,869,348.00	-	-	1,869,348.00	-	5,954.00	-	-	5,954.00	-	5,644,652.00
Donations	5029908000	-	-	-	-	-	-	-	-	-	-	-	-
Litigation/Acquired Assets Expenses	5029909000	-	-	-	-	-	-	-	-	-	-	-	-
Loss on Guaranty	5029910000	-	-	-	-	-	-	-	-	-	-	-	-
Legal Defense Expense	5029921000	-	-	-	-	-	-	-	-	-	-	-	-
Bank Transaction Fee	5029922000	-	-	-	-	-	-	-	-	-	-	-	-
Website Maintenance	5029999001	700,000.00	-	-	-	700,000.00	-	105,000.00	-	-	105,000.00	-	-
Other Maintenance and Operating Expenses	5029999099	7,240.00	2,694,000.00	-	-	2,701,240.00	7,240.00	-	-	7,240.00	343,620,000.00	-	462,622,465.28
		-	-	-	-	-	-	-	-	-	-	-	-
Capital Outlay		17,790,831.98	534,779,906.59	-	-	552,570,738.57	-	115,666,720.00	-	-	115,666,720.00	-	2,308,972,661.43
Investment Property-Land	5060301001	-	-	-	-	-	-	-	-	-	-	-	-
Investment Property-Buildings	5060301002	-	-	-	-	-	-	-	-	-	-	-	-
Land	5060401001	-	-	-	-	-	-	-	-	-	-	-	-
Aquaculture Structures	5060402001	-	-	-	-	-	-	-	-	-	-	-	-
Reforestation Projects	5060402002	-	-	-	-	-	-	-	-	-	-	-	-
Other Land Improvements	5060402099	-	-	-	-	-	-	-	-	-	-	-	-
Road Networks	5060403001	-	-	-	-	-	-	-	-	-	-	-	-
Flood Control Systems	5060403002	-	-	-	-	-	-	-	-	-	-	-	-
Sewer Systems	5060403003	-	-	-	-	-	-	-	-	-	-	-	-
Water Supply Systems	5060403004	-	-	-	-	-	-	-	-	-	-	-	-
Power Supply Systems	5060403005	-	-	-	-	-	-	-	-	-	-	-	-
Communications Networks	5060403006	-	-	-	-	-	-	-	-	-	-	-	-
Seaport Systems	5060403007	-	-	-	-	-	-	-	-	-	-	-	-
Airport Systems	5060403008	-	-	-	-	-	-	-	-	-	-	-	-
Parks, Plazas and Monuments	5060403009	-	-	-	-	-	-	-	-	-	-	-	-
Other Infrastructure Assets	5060403099	-	-	-	-	-	-	-	-	-	-	-	-
Buildings	5060404001	-	-	-	-	-	-	-	-	-	-	-	42,300,000.00
School Buildings	5060404002	-	-	-	-	-	-	-	-	-	-	-	-
Hospitals and Health Centers	5060404003	17,790,831.98	396,505,386.74	-	-	414,296,218.72	-	-	-	-	-	-	740,392,781.28
Hostels and Dormitories	5060404006	-	-	-	-	-	-	-	-	-	-	-	-
Other Structures	5060404099	-	-	-	-	-	-	-	-	-	-	-	-
Machinery	5060405001	-	-	-	-	-	-	-	-	-	-	-	-
Office Equipment	5060405002	-	-	-	-	-	-	-	-	-	-	-	-
Information and Communications Technology Equipment	5060405003	-	138,274,519.85	-	-	138,274,519.85	-	115,666,720.00	-	-	115,666,720.00	-	94,344,880.15
Agricultural and Forestry Equipment	5060405004	-	-	-	-	-	-	-	-	-	-	-	-
Marine and Fishery Equipment	5060405005	-	-	-	-	-	-	-	-	-	-	-	-
Airport Equipment	5060405006	-	-	-	-	-	-	-	-	-	-	-	-
Communications Equipment	5060405007	-	-	-	-	-	-	-	-	-	-	-	-
Construction and Heavy Equipment	5060405008	-	-	-	-	-	-	-	-	-	-	-	-
Disaster Response and Rescue Equipment	5060405009	-	-	-	-	-	-	-	-	-	-	-	-
Medical Equipment	5060405011	-	-	-	-	-	-	-	-	-	-	-	1,082,503,000.00
Printing Equipment	5060405012	-	-	-	-	-	-	-	-	-	-	-	-
Sports Equipment	5060405013	-	-	-	-	-	-	-	-	-	-	-	-

PARTICULARS	UACS CODE	OBLIGATION-REGULAR					DISBURSEMENT - REGULAR					BALANCES	
		1st Qtr ending March 31	2nd Qtr ending June 30	3rd Qtr ending Sept. 30	4th Qtr ending Dec. 31	TOTAL (REGULAR FUND)	1st Qtr ending March 31	2nd Qtr ending June 30	3rd Qtr ending Sept. 30	4th Qtr ending Dec. 31	TOTAL (REGULAR FUND)	Unreleased Appropriation	Unobligated Allotment
Technical and Scientific Equipment	5060405014	-	-	-	-	-	-	-	-	-	-	-	-
ICT Software	5060405015	-	-	-	-	-	-	-	-	-	-	-	-
Other Machinery and Equipment	5060405099	-	-	-	-	-	-	-	-	-	-	-	-
Motor Vehicles	5060406001	-	-	-	-	-	-	-	-	-	-	-	-
Trains	5060406002	-	-	-	-	-	-	-	-	-	-	-	289,848,000.00
Aircrafts and Aircrafts Ground Equipment	5060406003	-	-	-	-	-	-	-	-	-	-	-	-
Watercrafts	5060406004	-	-	-	-	-	-	-	-	-	-	-	-
Other Transportation Equipment	5060406099	-	-	-	-	-	-	-	-	-	-	-	20,800,000.00
Furniture and Fixtures	5060407001	-	-	-	-	-	-	-	-	-	-	-	38,784,000.00
Books	5060407002	-	-	-	-	-	-	-	-	-	-	-	-
Historical Buildings	5060408001	-	-	-	-	-	-	-	-	-	-	-	-
Works of Arts and Archeological Specimens	5060408002	-	-	-	-	-	-	-	-	-	-	-	-
Other Heritage Assets	5060408099	-	-	-	-	-	-	-	-	-	-	-	-
Work/Zoo Animals	5060409001	-	-	-	-	-	-	-	-	-	-	-	-
Other Property, Plant and Equipment	5060409099	-	-	-	-	-	-	-	-	-	-	-	-
Patents/Copyrights	5060601000	-	-	-	-	-	-	-	-	-	-	-	-
Computer Software	5060602000	-	-	-	-	-	-	-	-	-	-	-	-
Other Intangible Assets	5060699000	-	-	-	-	-	-	-	-	-	-	-	-
B. AUTOMATIC APPROPRIATION		12,784,064.09	161,432,201.09	-	-	174,216,265.18	12,784,064.09	28,387,851.64	-	-	41,171,915.73	29,420,000.00	313,455,096.19
I. Retirement and Life Insurance Premium		12,784,064.09	68,798,886.96	-	-	81,582,951.05	12,784,064.09	28,387,851.64	-	-	41,171,915.73	-	313,455,095.32
Personnel Services		12,784,064.09	68,798,886.96	-	-	81,582,951.05	12,784,064.09	28,387,851.64	-	-	41,171,915.73	-	313,455,095.32
Retirement and Life Insurance Premiums	5010301000	12,784,064.09	68,798,886.96	-	-	81,582,951.05	12,784,064.09	28,387,851.64	-	-	41,171,915.73	-	313,455,095.32
II. Custom and Duties and Taxes		-	92,633,314.13	-	-	92,633,314.13	-	-	-	-	-	-	0.87
Maintenance and Other Operating Expenses		-	92,633,314.13	-	-	92,633,314.13	-	-	-	-	-	-	0.87
Taxes, Duties and Licenses	5021501001	-	92,633,314.13	-	-	92,633,314.13	-	-	-	-	-	-	0.87
III. Franchise Tax		-	-	-	-	-	-	-	-	-	-	29,420,000.00	-
Maintenance and Other Operating Expenses		-	-	-	-	-	-	-	-	-	-	29,420,000.00	-
Donations	5029908000	-	-	-	-	-	-	-	-	-	-	29,420,000.00	-
Asian Development Bank - Marawi		-	-	-	-	-	-	-	-	-	-	-	-
Maintenance and Other Operating Expenses		-	-	-	-	-	-	-	-	-	-	-	-
Extraordinary and Miscellaneous Expenses	5021003000	-	-	-	-	-	-	-	-	-	-	-	-
Legal Services	5021101000	-	-	-	-	-	-	-	-	-	-	-	-
Auditing Services	5021102000	-	-	-	-	-	-	-	-	-	-	-	-
ICT Consultancy Services	5021103001	-	-	-	-	-	-	-	-	-	-	-	-
Consultancy Services	5021103002	-	-	-	-	-	-	-	-	-	-	-	-
Other Professional Services	5021199000	-	-	-	-	-	-	-	-	-	-	-	-
Environment/Sanitary Services	5021201000	-	-	-	-	-	-	-	-	-	-	-	-
Janitorial Services	5021202000	-	-	-	-	-	-	-	-	-	-	-	-
Security Services	5021203000	-	-	-	-	-	-	-	-	-	-	-	-
Other General Services	5021299000	-	-	-	-	-	-	-	-	-	-	-	-
Subsidy to National Government Agencies	5021401000	-	-	-	-	-	-	-	-	-	-	-	-
Financial Assistance to National Government Agencies	5021402000	-	-	-	-	-	-	-	-	-	-	-	-
Financial Assistance to Local Government Units	5021403000	-	-	-	-	-	-	-	-	-	-	-	-
Subsidy Support to Operations of GOCCs	5021404001	-	-	-	-	-	-	-	-	-	-	-	-
Financial Assistance to Non-Government Organizations/POs	5021405000	-	-	-	-	-	-	-	-	-	-	-	-
Internal Revenue Allotment	5021406000	-	-	-	-	-	-	-	-	-	-	-	-
Subsidy to Regional Offices/Staff Bureaus	5021407000	-	-	-	-	-	-	-	-	-	-	-	-
Subsidy to Operating Units	5021408000	-	-	-	-	-	-	-	-	-	-	-	-
Subsidy to Other Funds	5021409000	-	-	-	-	-	-	-	-	-	-	-	-
Subsidies-Others	5021499000	-	-	-	-	-	-	-	-	-	-	-	-
Capital Outlay		-	-	-	-	-	-	-	-	-	-	-	-
Investment Property-Land	5060301001	-	-	-	-	-	-	-	-	-	-	-	-
Investment Property-Buildings	5060301002	-	-	-	-	-	-	-	-	-	-	-	-
Land	5060401001	-	-	-	-	-	-	-	-	-	-	-	-
Aquaculture Structures	5060402001	-	-	-	-	-	-	-	-	-	-	-	-
Reforestation Projects	5060402002	-	-	-	-	-	-	-	-	-	-	-	-
Other Land Improvements	5060402099	-	-	-	-	-	-	-	-	-	-	-	-
Road Networks	5060403001	-	-	-	-	-	-	-	-	-	-	-	-
Flood Control Systems	5060403002	-	-	-	-	-	-	-	-	-	-	-	-

PARTICULARS	UACS CODE	OBLIGATION-REGULAR					DISBURSEMENT - REGULAR					BALANCES	
		1st Qtr ending March 31	2nd Qtr ending June 30	3rd Qtr ending Sept. 30	4th Qtr ending Dec. 31	TOTAL (REGULAR FUND)	1st Qtr ending March 31	2nd Qtr ending June 30	3rd Qtr ending Sept. 30	4th Qtr ending Dec. 31	TOTAL (REGULAR FUND)	Unreleased Appropriation	Unobligated Allotment
Sewer Systems	5060403003					-					-	-	-
Water Supply Systems	5060403004					-					-	-	-
Power Supply Systems	5060403005					-					-	-	-
Communications Networks	5060403006					-					-	-	-
Seaport Systems	5060403007					-					-	-	-
Airport Systems	5060403008					-					-	-	-
Parks, Plazas and Monuments	5060403009					-					-	-	-
Other Infrastructure Assets	5060403099					-					-	-	-
Buildings	5060404001					-					-	-	-
School Buildings	5060404002					-					-	-	-
Hospitals and Health Centers	5060404003					-					-	-	-
Hostels and Dormitories	5060404006					-					-	-	-
Other Structures	5060404099					-					-	-	-
Machinery	5060405001					-					-	-	-
Office Equipment	5060405002					-					-	-	-
Information and Communications Technology Equipment	5060405003					-					-	-	-
Agricultural and Forestry Equipment	5060405004					-					-	-	-
Marine and Fishery Equipment	5060405005					-					-	-	-
Airport Equipment	5060405006					-					-	-	-
Communications Equipment	5060405007					-					-	-	-
Construction and Heavy Equipment	5060405008					-					-	-	-
Disaster Response and Rescue Equipment	5060405009					-					-	-	-
Medical Equipment	5060405011					-					-	-	-
Printing Equipment	5060405012					-					-	-	-
Sports Equipment	5060405013					-					-	-	-
Technical and Scientific Equipment	5060405014					-					-	-	-
ICT Software	5060405015					-					-	-	-
Other Machinery and Equipment	5060405099					-					-	-	-
Motor Vehicles	5060406001					-					-	-	-
Trains	5060406002					-					-	-	-
Aircrafts and Aircrafts Ground Equipment	5060406003					-					-	-	-
Watercrafts	5060406004					-					-	-	-
Other Transportation Equipment	5060406099					-					-	-	-
Furniture and Fixtures	5060407001					-					-	-	-
Books	5060407002					-					-	-	-
Historical Buildings	5060408001					-					-	-	-
Works of Arts and Archeological Specimens	5060408002					-					-	-	-
Other Heritage Assets	5060408099					-					-	-	-
Work/Zoo Animals	5060409001					-					-	-	-
Other Property, Plant and Equipment	5060409099					-					-	-	-
Patents/Copyrights	5060601000					-					-	-	-
Computer Software	5060602000					-					-	-	-
Other Intangible Assets	5060699000					-					-	-	-
C. SPECIAL PURPOSE FUND													
I. Pension and Graduity Fund													
Personnel Services													
Basic Salary- Civilian	5010101001					-					-	-	-
Pension Benefits- Civilian	5010401001					-					-	-	-
Retirement and Graduity- Civilian	5010402001					-					-	-	-
Terminal Leave Benefits- Civilian	5010403001		137,947.75			137,947.75		137,947.75			137,947.75	-	98,913.25
Other Personnel Benefits	5010499099					-					-	-	-
II. Miscellaneous Personnel Benefits Fund													
Personnel Services													
Performance Based Bonus-Civilian	5010299014					-					-	-	3.48
III. Miscellaneous Personnel Benefits Fund													
Maintenance and Other Operating Expenses													
Legal Services	5021101000					-					-	-	-
Auditing Services	5021102000					-					-	-	-
ICT Consultancy Services	5021103001					-					-	-	-
Consultancy Services	5021103002					-					-	-	-
Other Professional Services	5021199000					-					-	-	-

PARTICULARS	UACS CODE	OBLIGATION-REGULAR					DISBURSEMENT - REGULAR					BALANCES	
		1st Qtr ending March 31	2nd Qtr ending June 30	3rd Qtr ending Sept. 30	4th Qtr ending Dec. 31	TOTAL (REGULAR FUND)	1st Qtr ending March 31	2nd Qtr ending June 30	3rd Qtr ending Sept. 30	4th Qtr ending Dec. 31	TOTAL (REGULAR FUND)	Unreleased Appropriation	Unobligated Allotment
Environment/Sanitary Services	5021201000					-					-	-	-
Janitorial Services	5021202000					-					-	-	-
Security Services	5021203000					-					-	-	-
Other General Services	5021299000					-					-	-	-
D. Unprogrammed Funds		-	115,254,158.25	-	-	115,254,158.25	-	-	-	-	-	-	41,328,146,800.75
Asian Infrastructure Investment Bank- AIIB Loan (HEAL 2 - AF) (AIIB L		-	-	-	-	-	-	-	-	-	-	-	12,750,000,000.00
Maintenance and Other Operating Expenses		-	-	-	-	-	-	-	-	-	-	-	12,750,000,000.00
Traveling Expenses-Local	5020101000					-					-	-	-
Traveling Expenses-Foreign	5020102000					-					-	-	-
ICT Training Expenses	5020201001					-					-	-	-
Training Expenses	5020201002					-					-	-	-
Scholarship Grants/Expenses	5020202000					-					-	-	-
Office Supplies Expenses	5020301000					-					-	-	-
ICT Office Supplies Expenses	5020301001					-					-	-	-
Office Supplies Expenses	5020301002					-					-	-	-
Accountable Forms Expenses	5020302000					-					-	-	-
Non-Accountable Forms Expenses	5020303000					-					-	-	-
Animal/Zoological Supplies Expenses	5020304000					-					-	-	-
Food Supplies Expenses	5020305000					-					-	-	-
Welfare Goods Expenses	5020306000					-					-	-	-
Drugs and Medicines Expenses	5020307000					-					-	-	12,750,000,000.00
Medical, Dental and Laboratory Supplies Expenses	5020308000					-					-	-	-
Fuel, Oil and Lubricants Expenses	5020309000					-					-	-	-
Agricultural and Marine Supplies Expenses	5020310000					-					-	-	-
Textbooks and Instructional Materials Expenses	5020311001					-					-	-	-
Chemical and Filtering Supplies Expenses	5020313000					-					-	-	-
Other Supplies and Materials Expenses	5020399000					-					-	-	-
ADB- Health System Enhancement to Address and Limit (HEAL 2 - AF) (A		-	-	-	-	-	-	-	-	-	-	-	12,750,000,000.00
Maintenance and Other Operating Expenses		-	-	-	-	-	-	-	-	-	-	-	12,750,000,000.00
Traveling Expenses-Local	5020101000					-					-	-	-
Traveling Expenses-Foreign	5020102000					-					-	-	-
ICT Training Expenses	5020201001					-					-	-	-
Training Expenses	5020201002					-					-	-	-
Scholarship Grants/Expenses	5020202000					-					-	-	-
Office Supplies Expenses	5020301000					-					-	-	-
ICT Office Supplies Expenses	5020301001					-					-	-	-
Office Supplies Expenses	5020301002					-					-	-	-
Accountable Forms Expenses	5020302000					-					-	-	-
Non-Accountable Forms Expenses	5020303000					-					-	-	-
Animal/Zoological Supplies Expenses	5020304000					-					-	-	-
Food Supplies Expenses	5020305000					-					-	-	-
Welfare Goods Expenses	5020306000					-					-	-	-
Drugs and Medicines Expenses	5020307000					-					-	-	12,750,000,000.00
Medical, Dental and Laboratory Supplies Expenses	5020308000					-					-	-	-
Fuel, Oil and Lubricants Expenses	5020309000					-					-	-	-
Agricultural and Marine Supplies Expenses	5020310000					-					-	-	-
Textbooks and Instructional Materials Expenses	5020311001					-					-	-	-
Chemical and Filtering Supplies Expenses	5020313000					-					-	-	-
Other Supplies and Materials Expenses	5020399000					-					-	-	-
WB - Philippine COVID-19 Emergency Response Project (PCERP 2 - AF) (-	-	-	-	-	-	-	-	-	-	-	15,300,000,000.00
Maintenance and Other Operating Expenses		-	-	-	-	-	-	-	-	-	-	-	15,300,000,000.00
Traveling Expenses-Local	5020101000					-					-	-	-
Traveling Expenses-Foreign	5020102000					-					-	-	-
ICT Training Expenses	5020201001					-					-	-	-
Training Expenses	5020201002					-					-	-	-
Scholarship Grants/Expenses	5020202000					-					-	-	-
Office Supplies Expenses	5020301000					-					-	-	-
ICT Office Supplies Expenses	5020301001					-					-	-	-
Office Supplies Expenses	5020301002					-					-	-	-
Accountable Forms Expenses	5020302000					-					-	-	-
Non-Accountable Forms Expenses	5020303000					-					-	-	-

PARTICULARS	UACS CODE	OBLIGATION-REGULAR					DISBURSEMENT - REGULAR					BALANCES	
		1st Qtr ending March 31	2nd Qtr ending June 30	3rd Qtr ending Sept. 30	4th Qtr ending Dec. 31	TOTAL (REGULAR FUND)	1st Qtr ending March 31	2nd Qtr ending June 30	3rd Qtr ending Sept. 30	4th Qtr ending Dec. 31	TOTAL (REGULAR FUND)	Unreleased Appropriation	Unobligated Allotment
Animal/Zoological Supplies Expenses	5020304000					-					-	-	-
Food Supplies Expenses	5020305000					-					-	-	-
Welfare Goods Expenses	5020306000					-					-	-	-
Drugs and Medicines Expenses	5020307000					-					-	-	-
Medical, Dental and Laboratory Supplies Expenses	5020308000					-					-	-	15,300,000,000.00
Fuel, Oil and Lubricants Expenses	5020309000					-					-	-	-
Agricultural and Marine Supplies Expenses	5020310000					-					-	-	-
Textbooks and Instructional Materials Expenses	5020311001					-					-	-	-
Chemical and Filtering Supplies Expenses	5020313000					-					-	-	-
Other Supplies and Materials Expenses	5020399000					-					-	-	-
						-					-	-	-
ADB- Health System Enhancement to Address and Limit (HEAL 1) (ADB L		-	115,254,158.25	-	-	115,254,158.25	-	-	-	-	-	-	528,146,800.75
Capital Outlay		-	115,254,158.25	-	-	115,254,158.25	-	-	-	-	-	-	528,146,800.75
Investment Property-Land	5060301001					-					-	-	-
Investment Property-Buildings	5060301002					-					-	-	-
Land	5060401001					-					-	-	-
Aquaculture Structures	5060402001					-					-	-	-
Reforestation Projects	5060402002					-					-	-	-
Other Land Improvements	5060402099					-					-	-	-
Road Networks	5060403001					-					-	-	-
Flood Control Systems	5060403002					-					-	-	-
Sewer Systems	5060403003					-					-	-	-
Water Supply Systems	5060403004					-					-	-	-
Power Supply Systems	5060403005					-					-	-	-
Communications Networks	5060403006					-					-	-	-
Seaport Systems	5060403007					-					-	-	-
Airport Systems	5060403008					-					-	-	-
Parks, Plazas and Monuments	5060403009					-					-	-	-
Other Infrastructure Assets	5060403099					-					-	-	-
Buildings	5060404001					-					-	-	-
School Buildings	5060404002					-					-	-	-
Hospitals and Health Centers	5060404003		115,254,158.25			115,254,158.25					-	-	528,146,800.75
Hostels and Dormitories	5060404006					-					-	-	-
Other Structures	5060404099					-					-	-	-
Machinery	5060405001					-					-	-	-
Office Equipment	5060405002					-					-	-	-
Information and Communications Technology Equipment	5060405003					-					-	-	-
Agricultural and Forestry Equipment	5060405004					-					-	-	-
Marine and Fishery Equipment	5060405005					-					-	-	-
Airport Equipment	5060405006					-					-	-	-
Communications Equipment	5060405007					-					-	-	-
Construction and Heavy Equipment	5060405008					-					-	-	-
Disaster Response and Rescue Equipment	5060405009					-					-	-	-
Medical Equipment	5060405011					-					-	-	-
Printing Equipment	5060405012					-					-	-	-
Sports Equipment	5060405013					-					-	-	-
Technical and Scientific Equipment	5060405014					-					-	-	-
ICT Software	5060405015					-					-	-	-
Other Machinery and Equipment	5060405099					-					-	-	-
Motor Vehicles	5060406001					-					-	-	-
Trains	5060406002					-					-	-	-
Aircrafts and Aircrafts Ground Equipment	5060406003					-					-	-	-
Watercrafts	5060406004					-					-	-	-
Other Transportation Equipment	5060406099					-					-	-	-
Furniture and Fixtures	5060407001					-					-	-	-
Books	5060407002					-					-	-	-
Historical Buildings	5060408001					-					-	-	-
Work/Zoo Animals	5060409001					-					-	-	-
Other Property, Plant and Equipment	5060409099					-					-	-	-
Patents/Copyrights	5060601000					-					-	-	-
Computer Software	5060602000					-					-	-	-
Other Intangible Assets	5060699000					-					-	-	-
TOTAL CURRENT		3,028,970,074.37	3,532,997,842.38	-	-	6,561,967,916.75	635,030,503.56	1,385,098,726.71	-	-	2,020,129,230.27	3,331,286,000.00	87,222,582,307.28

PARTICULARS	UACS CODE	OBLIGATION-REGULAR					DISBURSEMENT - REGULAR					BALANCES		
		1st Qtr ending March 31	2nd Qtr ending June 30	3rd Qtr ending Sept. 30	4th Qtr ending Dec. 31	TOTAL (REGULAR FUND)	1st Qtr ending March 31	2nd Qtr ending June 30	3rd Qtr ending Sept. 30	4th Qtr ending Dec. 31	TOTAL (REGULAR FUND)	Unreleased Appropriation	Unobligated Allotment	
CONAP													-	-
A. Agency Specific Budget		72,935,704.61	177,413,837.56	-	-	250,349,542.17	18,334,084.42	28,442,637.42	-	-	46,776,721.84	-	1,629,535,747.86	
Maintenance and Other Operating Expenses		72,856,204.61	134,987,667.96	-	-	207,843,872.57	18,334,084.42	24,974,548.54	-	-	43,308,632.96	-	1,449,319,671.41	
Traveling Expenses-Local	5020101000	738,407.22	1,412,022.72	-	-	2,150,429.94	709,839.22	1,391,027.36	-	-	2,100,866.58	-	10,862,235.78	
Traveling Expenses-Foreign	5020102000	-	300,165.64	-	-	300,165.64	-	300,165.64	-	-	300,165.64	-	326,202.65	
ICT Training Expenses	5020201001	-	-	-	-	-	-	-	-	-	-	-	-	
Training Expenses	5020201002	652,181.55	2,027,490.00	-	-	2,679,671.55	302,514.89	584,183.33	-	-	886,698.22	-	7,536,058.43	
Scholarship Grants/Expenses	5020202000	2,859,639.63	128,200.00	-	-	2,731,439.63	1,436,350.50	1,295,089.13	-	-	2,731,439.63	-	653,780.51	
Office Supplies Expenses	5020301000	-	-	-	-	-	-	-	-	-	-	-	-	
ICT Office Supplies Expenses	5020301001	-	-	-	-	-	-	-	-	-	-	-	-	
Office Supplies Expenses	5020301002	34,972.25	30,755.50	-	-	65,727.75	33,605.64	21,123.11	-	-	54,728.75	-	437,000.00	
Accountable Forms Expenses	5020302000	-	-	-	-	-	-	-	-	-	-	-	24,400.00	
Non-Accountable Forms Expenses	5020303000	-	-	-	-	-	-	-	-	-	-	-	-	
Animal/Zoological Supplies Expenses	5020304000	-	-	-	-	-	-	-	-	-	-	-	-	
Food Supplies Expenses	5020305000	-	-	-	-	-	-	-	-	-	-	-	20,000.00	
Welfare Goods Expenses	5020306000	-	-	-	-	-	-	-	-	-	-	-	-	
Drugs and Medicines Expenses	5020307000	6,379,168.00	-	-	-	6,379,168.00	-	47,935.87	-	-	47,935.87	-	188,122,032.93	
Medical, Dental and Laboratory Supplies Expenses	5020308000	29,039,485.87	-	-	-	29,039,485.87	-	-	-	-	-	-	48,942,978.90	
Fuel, Oil and Lubricants Expenses	5020309000	205,386.14	116,043.70	-	-	321,429.84	201,386.14	116,043.70	-	-	317,429.84	-	747,707.66	
Agricultural and Marine Supplies Expenses	5020310000	-	-	-	-	-	-	-	-	-	-	-	-	
Textbooks and Instructional Materials Expenses	5020311001	-	-	-	-	-	-	-	-	-	-	-	70,000.00	
Chemical and Filtering Supplies Expenses	5020313000	-	-	-	-	-	-	-	-	-	-	-	-	
Semi-Expendable Machinery	5020321001	-	-	-	-	-	-	-	-	-	-	-	-	
Semi-Expendable-Office Equipment	5020321002	180.00	-	-	-	180.00	-	180.00	-	-	180.00	-	1,250.00	
Semi-Expendable-Information and Communications Technology Equipment	5020321003	-	-	-	-	-	-	-	-	-	-	-	5,100.00	
Semi-Expendable-Agricultural and Forestry Equipment	5020321004	-	-	-	-	-	-	-	-	-	-	-	-	
Semi-Expendable-Marine and Fishery Equipment	5020321005	-	-	-	-	-	-	-	-	-	-	-	-	
Semi-Expendable-Airport Equipment	5020321006	-	-	-	-	-	-	-	-	-	-	-	-	
Semi-Expendable-Communications Equipment	5020321007	-	-	-	-	-	-	-	-	-	-	-	-	
Semi-Expendable-Disaster Response and Rescue Equipment	5020321008	-	-	-	-	-	-	-	-	-	-	-	-	
Semi-Expendable-Military, Police and Security Equipment	5020321009	-	-	-	-	-	-	-	-	-	-	-	-	
Semi-Expendable-Medical Equipment	5020321010	-	-	-	-	-	-	-	-	-	-	-	-	
Semi-Expendable-Printing Equipment	5020321011	-	-	-	-	-	-	-	-	-	-	-	80,000.00	
Semi-Expendable-Sports Equipment	5020321012	-	-	-	-	-	-	-	-	-	-	-	-	
Semi-Expendable-Technical and Scientific Equipment	5020321013	-	-	-	-	-	-	-	-	-	-	-	-	
Semi-Expendable-Other Equipment	5020321099	-	-	-	-	-	-	-	-	-	-	-	25,006.00	
Semi-Expendable-Semi-Expendable Furniture, Fixtures and Books Equipment	5020322000	-	-	-	-	-	-	-	-	-	-	-	-	
Semi-Expendable-Furniture and Fixtures	5020322001	403,324.75	1,000.00	-	-	404,324.75	-	1,000.00	-	-	1,000.00	-	70,000.00	
Semi-Expendable-Books	5020322002	-	-	-	-	-	-	-	-	-	-	-	13,671.00	
Other Supplies and Materials Expenses	5020399000	1,142,377.00	13,050.00	-	-	1,155,427.00	5,996.00	1,000.00	-	-	6,996.00	-	26,335,318.74	
Water Expenses	5020401000	1,290,099.70	3,592,474.85	-	-	4,882,574.55	1,290,099.70	-	-	1,290,099.70	-	-	-	
Electricity Expenses	5020402000	3,284,068.32	4,157,675.03	-	-	7,441,743.35	3,284,068.32	4,157,675.03	-	-	7,441,743.35	-	-	
Gas/Heating Expenses	5020403000	-	-	-	-	-	-	-	-	-	-	-	-	
Postage and Courier Expenses	5020501000	15,772.23	18,002.00	-	-	33,774.23	15,772.23	18,002.00	-	-	33,774.23	-	96,629.00	
Mobile	5020502001	156,962.20	94,151.62	-	-	251,113.82	156,575.10	94,538.72	-	-	251,113.82	-	975,606.16	
Landline	5020502002	330,005.95	3,462,959.94	-	-	3,792,965.89	330,005.95	162,959.94	-	-	492,965.89	-	47,109.60	
Internet Subscription Expenses	5020503000	999.00	-	-	-	999.00	999.00	-	-	999.00	-	-	3,010.00	
Cable, Satellite, Telegraph and Radio Expenses	5020504000	-	-	-	-	-	-	-	-	-	-	-	977,795.40	
Awards/Rewards Expenses	5020601001	-	-	-	-	-	-	-	-	-	-	-	10,800.00	
Rewards and Incentives	5020601002	-	-	-	-	-	-	-	-	-	-	-	1,754.48	
Prizes	5020602000	-	-	-	-	-	-	-	-	-	-	-	-	
ICT Survey Expenses	5020701001	-	-	-	-	-	-	-	-	-	-	-	-	
Survey Expenses	5020701002	-	-	-	-	-	-	-	-	-	-	-	-	
ICT Research, Exploration and Development Expenses	5020702001	-	-	-	-	-	-	-	-	-	-	-	-	
Research, Exploration and Development Expenses	5020702002	-	-	-	-	-	-	-	-	-	-	-	6,132,180.30	
Confidential Expenses	5021001000	-	-	-	-	-	-	-	-	-	-	-	-	
Intelligence Expenses	5021002000	-	-	-	-	-	-	-	-	-	-	-	-	
Extraordinary and Miscellaneous Expenses	5021003000	22,600.00	22,600.00	-	-	45,200.00	19,683.87	25,516.13	-	-	45,200.00	-	1,078,608.33	
Legal Services	5021101000	3,500.00	8,240.00	-	-	11,740.00	3,500.00	8,240.00	-	-	11,740.00	-	-	
Auditing Services	5021102000	1,410.15	1,410.15	-	-	2,820.30	1,410.15	1,410.15	-	-	2,820.30	-	-	
ICT Consultancy Services	5021103001	-	-	-	-	-	-	-	-	-	-	-	-	
Consultancy Services	5021103002	200,000.00	1,000,000.00	-	-	1,200,000.00	-	-	-	-	-	-	74,320,861.49	
Other Professional Services	5021199000	7,626,085.81	6,305,059.26	-	-	13,931,145.07	7,255,319.51	6,022,519.21	-	-	13,277,838.72	-	25,686,034.67	

PARTICULARS	UACS CODE	OBLIGATION-REGULAR					DISBURSEMENT - REGULAR					BALANCES	
		1st Qtr ending March 31	2nd Qtr ending June 30	3rd Qtr ending Sept. 30	4th Qtr ending Dec. 31	TOTAL (REGULAR FUND)	1st Qtr ending March 31	2nd Qtr ending June 30	3rd Qtr ending Sept. 30	4th Qtr ending Dec. 31	TOTAL (REGULAR FUND)	Unreleased Appropriation	Unobligated Allotment
Environment/Sanitary Services	5021201000	-	-	-	-	-	-	-	-	-	-	-	1,000,000.00
Janitorial Services	5021202000	-	43,334,650.40	-	-	43,334,650.40	-	1,864,203.70	-	-	1,864,203.70	-	4,151,802.10
Security Services	5021203000	-	38,653,625.68	-	-	38,653,625.68	-	893,153.55	-	-	893,153.55	-	-
Other General Services	5021299000	-	-	-	-	-	-	-	-	-	-	-	75,000.00
Repairs and Maintenance-Investment Property	5021301000	-	-	-	-	-	-	-	-	-	-	-	-
Repairs and Maintenance-Land Improvements	5021302000	-	-	-	-	-	-	-	-	-	-	-	-
Other Land Improvements	5021302099	-	-	-	-	-	-	-	-	-	-	-	-
Repairs and Maintenance-Road Networks	5021303001	-	-	-	-	-	-	-	-	-	-	-	-
Repairs and Maintenance-Flood Control Systems	5021303002	-	-	-	-	-	-	-	-	-	-	-	-
Repairs and Maintenance-Sewer Systems	5021303003	-	-	-	-	-	-	-	-	-	-	-	-
Repairs and Maintenance-Water Supply Systems	5021303004	-	-	-	-	-	-	-	-	-	-	-	-
Repairs and Maintenance-Power Supply Systems	5021303005	-	-	-	-	-	-	-	-	-	-	-	-
Repairs and Maintenance-Communications Networks	5021303006	-	-	-	-	-	-	-	-	-	-	-	-
Repairs and Maintenance-Parks, Plazas and Monuments	5021303009	-	-	-	-	-	-	-	-	-	-	-	-
Repairs and Maintenance-Railway Systems	5021303010	-	-	-	-	-	-	-	-	-	-	-	-
Repairs and Maintenance-Other Infrastructure Assets	5021303099	-	-	-	-	-	-	-	-	-	-	-	-
Repairs and Maintenance-Buildings	5021304001	8,330.00	3,560.25	-	-	11,890.25	2,934.00	8,956.25	-	-	11,890.25	-	203,667.00
Repairs and Maintenance-School Buildings	5021304002	-	-	-	-	-	-	-	-	-	-	-	-
Repairs and Maintenance-Hospitals and Health Centers	5021304003	-	-	-	-	-	-	-	-	-	-	-	-
Repairs and Maintenance-Hostels and Dormitories	5021304006	-	-	-	-	-	-	-	-	-	-	-	-
Repairs and Maintenance-Other Structures	5021304099	-	-	-	-	-	-	-	-	-	-	-	-
Repairs and Maintenance-Machinery	5021305001	-	-	-	-	-	-	-	-	-	-	-	-
Repairs and Maintenance-Office Equipment	5021305002	-	5,000.00	-	-	5,000.00	-	5,000.00	-	-	5,000.00	-	44,486.00
Repairs and Maintenance-ICT Equipment	5021305003	1,824.43	3,000.00	-	-	4,824.43	1,824.43	3,000.00	-	-	4,824.43	-	11,000.00
Repairs and Maintenance-Agricultural and Forestry Equipment	5021305004	-	-	-	-	-	-	-	-	-	-	-	-
Repairs and Maintenance-Marine and Fishery Equipment	5021305005	-	-	-	-	-	-	-	-	-	-	-	-
Repairs and Maintenance-Communications Equipment	5021305007	-	-	-	-	-	-	-	-	-	-	-	-
Repairs and Maintenance-Construction and Heavy Equipment	5021305008	-	-	-	-	-	-	-	-	-	-	-	-
Repairs and Maintenance-Disaster Response and Rescue Equipment	5021305009	-	-	-	-	-	-	-	-	-	-	-	-
Repairs and Maintenance-Military, Police and Security Equipment	5021305010	-	-	-	-	-	-	-	-	-	-	-	-
Repairs and Maintenance-Medical Equipment	5021305011	-	-	-	-	-	-	-	-	-	-	-	-
Repairs and Maintenance-Printing Equipment	5021305012	-	-	-	-	-	-	-	-	-	-	-	-
Repairs and Maintenance-Sports Equipment	5021305013	-	-	-	-	-	-	-	-	-	-	-	-
Repairs and Maintenance-Technical and Scientific Equipment	5021305014	-	-	-	-	-	-	-	-	-	-	-	-
Repairs and Maintenance-Other Equipment	5021305099	-	-	-	-	-	-	-	-	-	-	-	-
Repairs and Maintenance-Motor Vehicles	5021306001	35,528.57	43,820.00	-	-	79,348.57	34,778.57	43,170.00	-	-	77,948.57	-	67,197.04
Repairs and Maintenance-Trains	5021306002	-	-	-	-	-	-	-	-	-	-	-	-
Repairs and Maintenance-Aircrafts and Aircrafts Ground Equipment	5021306003	-	-	-	-	-	-	-	-	-	-	-	-
Repairs and Maintenance-Watercrafts	5021306004	-	-	-	-	-	-	-	-	-	-	-	-
Repairs and Maintenance-Other Transportation Equipment	5021306099	-	-	-	-	-	-	-	-	-	-	-	-
Repairs and Maintenance-Repairs and Maintenance-Furniture and F	5021307000	-	-	-	-	-	-	-	-	-	-	-	-
Repairs and Maintenance-Buildings and Other Structures	5021308001	-	-	-	-	-	-	-	-	-	-	-	-
Repairs and Maintenance-Machinery and Equipment	5021308002	-	-	-	-	-	-	-	-	-	-	-	-
Repairs and Maintenance-Transportation Equipment	5021308003	-	-	-	-	-	-	-	-	-	-	-	-
Repairs and Maintenance-ICT Machinery and Equipment	5021308004	-	-	-	-	-	-	-	-	-	-	-	-
Repairs and Maintenance-Other Leased Assets	5021308099	-	-	-	-	-	-	-	-	-	-	-	-
Repairs and Maintenance-Land	5021309001	-	-	-	-	-	-	-	-	-	-	-	-
Repairs and Maintenance-Buildings	5021309002	-	-	-	-	-	-	-	-	-	-	-	-
Repairs and Maintenance-Other Leased Assets Improvements	5021309099	-	-	-	-	-	-	-	-	-	-	-	-
RM- Semi-Expendable-Machinery	5021321001	-	-	-	-	-	-	-	-	-	-	-	-
RM- Semi-Expendable-Office Equipment	5021321002	-	-	-	-	-	-	-	-	-	-	-	-
RM- Semi-Expendable-Information and Communications Technology	5021321003	-	-	-	-	-	-	-	-	-	-	-	-
RM- Semi-Expendable-Agricultural and Forestry Equipment	5021321004	-	-	-	-	-	-	-	-	-	-	-	-
RM- Semi-Expendable-Marine and Fishery Equipment	5021321005	-	-	-	-	-	-	-	-	-	-	-	-
RM- Semi-Expendable-Communications Equipment	5021321007	-	-	-	-	-	-	-	-	-	-	-	-
RM- Semi-Expendable-Disaster Response and Rescue Equipment	5021321008	-	-	-	-	-	-	-	-	-	-	-	-
RM- Semi-Expendable-Military, Police and Security Equipment	5021321009	-	-	-	-	-	-	-	-	-	-	-	-
RM- Semi-Expendable-Medical Equipment	5021321010	-	-	-	-	-	-	-	-	-	-	-	-
RM- Semi-Expendable-Printing Equipment	5021321011	-	-	-	-	-	-	-	-	-	-	-	-
RM- Semi-Expendable-Sports Equipment	5021321012	-	-	-	-	-	-	-	-	-	-	-	-
RM- Semi-Expendable-Technical and Scientific Equipment	5021321013	-	-	-	-	-	-	-	-	-	-	-	-
RM- Semi-Expendable-Other Equipment	5021321099	-	-	-	-	-	-	-	-	-	-	-	-
RM- Semi-Expendable-Furniture and Fixture	5021322001	-	-	-	-	-	-	-	-	-	-	-	-
RM- Semi-Expendable-Books	5021322002	-	-	-	-	-	-	-	-	-	-	-	-

PARTICULARS	UACS CODE	OBLIGATION-REGULAR					DISBURSEMENT - REGULAR					BALANCES	
		1st Qtr ending March 31	2nd Qtr ending June 30	3rd Qtr ending Sept. 30	4th Qtr ending Dec. 31	TOTAL (REGULAR FUND)	1st Qtr ending March 31	2nd Qtr ending June 30	3rd Qtr ending Sept. 30	4th Qtr ending Dec. 31	TOTAL (REGULAR FUND)	Unreleased Appropriation	Unobligated Allotment
Repairs and Maintenance-Other Property, Plant and Equipment	5021399099	-	-	-	-	-	-	-	-	-	-	-	-
Subsidy to National Government Agencies	5021401000	-	-	-	-	-	-	-	-	-	-	-	-
Financial Assistance to National Government Agencies	5021402000	-	-	-	-	-	-	-	-	-	0.00	34,728,727.88	
Financial Assistance to Local Government Units	5021403000	3,129,076.80	-	-	-	3,129,076.80	-	1,564,523.40	-	-	1,564,523.40	-	-
Subsidy Support to Operations of GOCCs	5021404001	-	-	-	-	-	-	-	-	-	-	-	922,701,788.87
Financial Assistance to Non-Government Organizations/POs	5021405000	-	-	-	-	-	-	-	-	-	-	-	4,867,456.65
Internal Revenue Allotment	5021406000	-	-	-	-	-	-	-	-	-	-	-	-
Subsidy to Regional Offices/Staff Bureaus	5021407000	-	-	-	-	-	-	-	-	-	-	-	78,520.00
Subsidy to Operating Units	5021408000	-	-	-	-	-	-	-	-	-	-	-	-
Subsidy to Other Funds	5021409000	-	-	-	-	-	-	-	-	-	-	-	-
Subsidies-Others	5021499000	-	-	-	-	-	-	-	-	-	-	-	-
Taxes, Duties and Licenses	5021501001	-	3,160.00	-	-	3,160.00	-	3,160.00	-	-	3,160.00	-	2,027,859.64
Tax Refund	5021501002	-	-	-	-	-	-	-	-	-	-	-	-
Fidelity Bond Premiums	5021502000	-	562.50	-	-	562.50	-	562.50	-	-	562.50	-	155,373.75
Insurance Expenses	5021503000	1,490,276.76	-	-	-	1,490,276.76	1,490,276.76	-	-	-	1,490,276.76	-	732,247.21
Labor and Wages	5021601000	50,300.00	-	-	-	50,300.00	50,300.00	-	-	-	50,300.00	-	986,360.54
Advertising, Promotional and Marketing Expenses	5029901000	1,583,658.04	167,051.48	-	-	1,750,709.52	1,456,993.44	293,716.08	-	-	1,750,709.52	-	25,033,732.03
Printing and Publication Expenses	5029902000	-	-	-	-	-	-	-	-	-	-	-	8,874,042.43
Representation Expenses	5029903000	170,993.00	5,396,282.00	-	-	5,567,275.00	170,993.00	546,282.00	-	-	717,275.00	-	8,161,006.37
Transportation and Delivery Expenses	5029904000	6,186,313.24	7,943,855.61	-	-	14,130,168.85	-	3,711,511.74	-	-	3,711,511.74	-	7,079,000.00
Rents-Buildings and Structures	5029905001	3,959,920.00	11,939,880.00	-	-	15,899,800.00	-	-	-	-	-	-	27,084,187.33
Rents-Land	5029905002	-	-	-	-	-	-	-	-	-	-	-	-
Rents-Motor Vehicles	5029905003	1,774,500.00	1,369,525.00	-	-	3,144,025.00	-	1,774,500.00	-	-	1,774,500.00	-	-
Rents-Equipment	5029905004	1,200.00	99,594.63	-	-	100,794.63	1,200.00	-	-	-	1,200.00	-	466,785.55
Rents-Living Quarters	5029905005	-	3,575,000.00	-	-	3,575,000.00	-	-	-	-	-	-	-
Operating Lease	5029905006	60,000.00	-	-	-	60,000.00	60,000.00	-	-	-	60,000.00	-	-
Financial Lease	5029905007	-	-	-	-	-	-	-	-	-	-	-	-
Rents-ICT Machinery and Equipment	5029905008	-	-	-	-	-	-	-	-	-	-	-	-
Membership Dues and Contributions to Organizations	5029906000	-	-	-	-	-	-	-	-	-	-	-	-
Subscription Expenses - ICT Software Subscription	5029907001	-	-	-	-	-	-	-	-	-	-	-	-
Subscription Expenses - Data Center Service	5029907002	-	-	-	-	-	-	-	-	-	-	-	-
Subscription Expenses - Cloud Computing Service	5029907003	-	-	-	-	-	-	-	-	-	-	-	-
Subscription Expenses - Library and Other Reading Materials Subscr	5029907004	-	-	-	-	-	-	-	-	-	-	-	-
Subscription Expenses - Other Subscription Expenses	5029907099	17,658.00	2,400.00	-	-	20,058.00	17,658.00	2,400.00	-	-	20,058.00	-	49,710.00
Donations	5029908000	-	-	-	-	-	-	-	-	-	-	-	-
Litigation/Acquired Assets Expenses	5029909000	-	-	-	-	-	-	-	-	-	-	-	-
Loss on Guaranty	5029910000	-	-	-	-	-	-	-	-	-	-	-	-
Legal Defense Expense	5029921000	-	-	-	-	-	-	-	-	-	-	-	-
Bank Transaction Fee	5029922000	-	-	-	-	-	-	-	-	-	-	-	-
Website Maintenance	5029999001	-	-	-	-	-	-	-	-	-	-	-	-
Other Maintenance and Operating Expenses	5029999099	-	11,800.00	-	-	11,800.00	-	11,800.00	-	-	11,800.00	-	7,136,588.99
Capital Outlay		79,500.00	42,426,169.60	-	-	42,505,669.60	-	3,468,088.88	-	-	3,468,088.88	-	180,216,076.45
Investment Property-Land	5060301001	-	-	-	-	-	-	-	-	-	-	-	-
Investment Property-Buildings	5060301002	-	-	-	-	-	-	-	-	-	-	-	-
Land	5060401001	-	-	-	-	-	-	-	-	-	-	-	-
Aquaculture Structures	5060402001	-	-	-	-	-	-	-	-	-	-	-	-
Reforestation Projects	5060402002	-	-	-	-	-	-	-	-	-	-	-	-
Other Land Improvements	5060402099	-	-	-	-	-	-	-	-	-	-	-	-
Road Networks	5060403001	-	-	-	-	-	-	-	-	-	-	-	-
Flood Control Systems	5060403002	-	-	-	-	-	-	-	-	-	-	-	-
Sewer Systems	5060403003	-	-	-	-	-	-	-	-	-	-	-	-
Water Supply Systems	5060403004	-	-	-	-	-	-	-	-	-	-	-	-
Power Supply Systems	5060403005	-	-	-	-	-	-	-	-	-	-	-	-
Communications Networks	5060403006	-	-	-	-	-	-	-	-	-	-	-	-
Seaport Systems	5060403007	-	-	-	-	-	-	-	-	-	-	-	-
Airport Systems	5060403008	-	-	-	-	-	-	-	-	-	-	-	-
Parks, Plazas and Monuments	5060403009	-	-	-	-	-	-	-	-	-	-	-	-
Other Infrastructure Assets	5060403099	-	-	-	-	-	-	-	-	-	-	-	-
Buildings	5060404001	-	-	-	-	-	-	-	-	-	-	-	-
School Buildings	5060404002	-	-	-	-	-	-	-	-	-	-	-	-
Hospitals and Health Centers	5060404003	-	-	-	-	-	-	-	-	-	-	-	89,974,887.45
Hostels and Dormitories	5060404006	-	-	-	-	-	-	-	-	-	-	-	-
Other Structures	5060404099	-	-	-	-	-	-	-	-	-	-	-	-

PARTICULARS	UACS CODE	OBLIGATION-REGULAR					DISBURSEMENT - REGULAR					BALANCES	
		1st Qtr ending March 31	2nd Qtr ending June 30	3rd Qtr ending Sept. 30	4th Qtr ending Dec. 31	TOTAL (REGULAR FUND)	1st Qtr ending March 31	2nd Qtr ending June 30	3rd Qtr ending Sept. 30	4th Qtr ending Dec. 31	TOTAL (REGULAR FUND)	Unreleased Appropriation	Unobligated Allotment
Machinery	5060405001	-	-	-	-	-	-	-	-	-	-	-	-
Office Equipment	5060405002	-	-	-	-	-	-	-	-	-	-	-	-
Information and Communications Technology Equipment	5060405003	79,500.00	1,766,169.60	-	-	1,845,669.60	-	1,844,874.60	-	-	1,844,874.60	-	-
Agricultural and Forestry Equipment	5060405004	-	-	-	-	-	-	-	-	-	-	-	-
Marine and Fishery Equipment	5060405005	-	-	-	-	-	-	-	-	-	-	-	-
Airport Equipment	5060405006	-	-	-	-	-	-	-	-	-	-	-	-
Communications Equipment	5060405007	-	-	-	-	-	-	-	-	-	-	-	-
Construction and Heavy Equipment	5060405008	-	-	-	-	-	-	-	-	-	-	-	-
Disaster Response and Rescue Equipment	5060405009	-	-	-	-	-	-	-	-	-	-	-	-
Medical Equipment	5060405011	-	30,300,000.00	-	-	30,300,000.00	-	1,623,214.28	-	-	1,623,214.28	-	37,782,968.00
Printing Equipment	5060405012	-	-	-	-	-	-	-	-	-	-	-	-
Sports Equipment	5060405013	-	-	-	-	-	-	-	-	-	-	-	-
Technical and Scientific Equipment	5060405014	-	-	-	-	-	-	-	-	-	-	-	-
ICT Software	5060405015	-	-	-	-	-	-	-	-	-	-	-	-
Other Machinery and Equipment	5060405099	-	-	-	-	-	-	-	-	-	-	-	-
Motor Vehicles	5060406001	-	10,360,000.00	-	-	10,360,000.00	-	-	-	-	-	-	52,290,890.60
Trains	5060406002	-	-	-	-	-	-	-	-	-	-	-	-
Aircrafts and Aircrafts Ground Equipment	5060406003	-	-	-	-	-	-	-	-	-	-	-	-
Watercrafts	5060406004	-	-	-	-	-	-	-	-	-	-	-	-
Other Transportation Equipment	5060406099	-	-	-	-	-	-	-	-	-	-	-	-
Furniture and Fixtures	5060407001	-	-	-	-	-	-	-	-	-	-	-	167,330.40
Books	5060407002	-	-	-	-	-	-	-	-	-	-	-	-
Historical Buildings	5060408001	-	-	-	-	-	-	-	-	-	-	-	-
Works of Arts and Archeological Specimens	5060408002	-	-	-	-	-	-	-	-	-	-	-	-
Other Heritage Assets	5060408099	-	-	-	-	-	-	-	-	-	-	-	-
Work/Zoo Animals	5060409001	-	-	-	-	-	-	-	-	-	-	-	-
Other Property, Plant and Equipment	5060409099	-	-	-	-	-	-	-	-	-	-	-	-
Patents/Copyrights	5060601000	-	-	-	-	-	-	-	-	-	-	-	-
Computer Software	5060602000	-	-	-	-	-	-	-	-	-	-	-	-
Other Intangible Assets	5060699000	-	-	-	-	-	-	-	-	-	-	-	-
C. SPECIAL PURPOSE FUND		6,575,000.00	4,850,939.00	-	-	11,425,939.00	6,530,000.00	4,476,620.84	-	-	11,006,620.84	-	8,872,791.19
Contingent Fund (SARO-BMB-B-21-0002785, SARO-BMB-B-21-0013131)-		6,575,000.00	3,500,000.00	-	-	10,075,000.00	6,530,000.00	3,230,000.00	-	-	9,760,000.00	-	1,526,544.35
Maintenance and Other Operating Expenses		6,575,000.00	3,500,000.00	-	-	10,075,000.00	6,530,000.00	3,230,000.00	-	-	9,760,000.00	-	1,526,544.35
Subsidy to National Government Agencies	5021401000	-	-	-	-	-	-	-	-	-	-	-	-
Financial Assistance to National Government Agencies	5021402000	-	-	-	-	-	-	-	-	-	-	-	84,000.00
Financial Assistance to Local Government Units	5021403000	-	1,000,000.00	-	-	1,000,000.00	-	1,000,000.00	-	-	1,000,000.00	-	-
Subsidy Support to Operations of GOCCs	5021404001	-	-	-	-	-	-	-	-	-	-	-	-
Financial Assistance to Non-Government Organizations/POs	5021405000	-	-	-	-	-	-	-	-	-	-	-	-
Internal Revenue Allotment	5021406000	-	-	-	-	-	-	-	-	-	-	-	-
Subsidy to Regional Offices/Staff Bureaus	5021407000	-	-	-	-	-	-	-	-	-	-	-	-
Subsidy to Operating Units	5021408000	-	-	-	-	-	-	-	-	-	-	-	-
Subsidy to Other Funds	5021409000	-	-	-	-	-	-	-	-	-	-	-	-
Subsidies-Others	5021499000	6,575,000.00	2,500,000.00	-	-	9,075,000.00	6,530,000.00	2,230,000.00	-	-	8,760,000.00	-	-
Taxes, Duties and Licenses	5021501001	-	-	-	-	-	-	-	-	-	-	-	-
Tax Refund	5021501002	-	-	-	-	-	-	-	-	-	-	-	-
Fidelity Bond Premiums	5021502000	-	-	-	-	-	-	-	-	-	-	-	-
Insurance Expenses	5021503000	-	-	-	-	-	-	-	-	-	-	-	-
Labor and Wages	5021601000	-	-	-	-	-	-	-	-	-	-	-	-
Advertising, Promotional and Marketing Expenses	5029901000	-	-	-	-	-	-	-	-	-	-	-	-
Printing and Publication Expenses	5029902000	-	-	-	-	-	-	-	-	-	-	-	-
Representation Expenses	5029903000	-	-	-	-	-	-	-	-	-	-	-	-
Transportation and Delivery Expenses	5029904000	-	-	-	-	-	-	-	-	-	-	-	972,248.82
Rents-Buildings and Structures	5029905001	-	-	-	-	-	-	-	-	-	-	-	-
Rents-Land	5029905002	-	-	-	-	-	-	-	-	-	-	-	-
Rents-Motor Vehicles	5029905003	-	-	-	-	-	-	-	-	-	-	-	-
Rents-Equipment	5029905004	-	-	-	-	-	-	-	-	-	-	-	-
Rents-Living Quarters	5029905005	-	-	-	-	-	-	-	-	-	-	-	-
Operating Lease	5029905006	-	-	-	-	-	-	-	-	-	-	-	-
Financial Lease	5029905007	-	-	-	-	-	-	-	-	-	-	-	-
Rents-ICT Machinery and Equipment	5029905008	-	-	-	-	-	-	-	-	-	-	-	-
Membership Dues and Contributions to Organizations	5029906000	-	-	-	-	-	-	-	-	-	-	-	-
Subscription Expenses - ICT Software Subscription	5029907001	-	-	-	-	-	-	-	-	-	-	-	-
Subscription Expenses - Data Center Service	5029907002	-	-	-	-	-	-	-	-	-	-	-	-

PARTICULARS	UACS CODE	OBLIGATION-REGULAR					DISBURSEMENT - REGULAR					BALANCES	
		1st Qtr ending March 31	2nd Qtr ending June 30	3rd Qtr ending Sept. 30	4th Qtr ending Dec. 31	TOTAL (REGULAR FUND)	1st Qtr ending March 31	2nd Qtr ending June 30	3rd Qtr ending Sept. 30	4th Qtr ending Dec. 31	TOTAL (REGULAR FUND)	Unreleased Appropriation	Unobligated Allotment
Subscription Expenses - Cloud Computing Service	5029907003					-					-	-	-
Subscription Expenses - Library and Other Reading Materials Subscr	5029907004					-					-	-	-
Subscription Expenses - Other Subscription Expenses	5029907099					-					-	-	-
Donations	5029908000					-					-	-	-
Litigation/Acquired Assets Expenses	5029909000					-					-	-	-
Loss on Guaranty	5029910000					-					-	-	-
Legal Defense Expense	5029921000					-					-	-	-
Bank Transaction Fee	5029922000					-					-	-	-
Website Maintenance	5029999001					-					-	-	-
Other Maintenance and Operating Expenses	5029999099					-					-	-	470,295.53
Capital Outlay		-	-	-	-	-	-	-	-	-	-	-	-
Buildings	5060404001					-					-	-	-
School Buildings	5060404002					-					-	-	-
Hospitals and Health Centers	5060404003					-					-	-	-
Hostels and Dormitories	5060404006					-					-	-	-
Other Structures	5060404099					-					-	-	-
Machinery	5060405001					-					-	-	-
Office Equipment	5060405002					-					-	-	-
Information and Communications Technology Equipment	5060405003					-					-	-	-
Agricultural and Forestry Equipment	5060405004					-					-	-	-
Marine and Fishery Equipment	5060405005					-					-	-	-
Airport Equipment	5060405006					-					-	-	-
Communications Equipment	5060405007					-					-	-	-
Construction and Heavy Equipment	5060405008					-					-	-	-
Disaster Response and Rescue Equipment	5060405009					-					-	-	-
Medical Equipment	5060405011					-					-	-	-
Printing Equipment	5060405012					-					-	-	-
Sports Equipment	5060405013					-					-	-	-
Technical and Scientific Equipment	5060405014					-					-	-	-
ICT Software	5060405015					-					-	-	-
Other Machinery and Equipment	5060405099					-					-	-	-
Motor Vehicles	5060406001					-					-	-	-
Trains	5060406002					-					-	-	-
Aircrafts and Aircrafts Ground Equipment	5060406003					-					-	-	-
Watercrafts	5060406004					-					-	-	-
Other Transportation Equipment	5060406099					-					-	-	-
Furniture and Fixtures	5060407001					-					-	-	-
Books	5060407002					-					-	-	-
Historical Buildings	5060408001					-					-	-	-
Works of Arts and Archeological Specimens	5060408002					-					-	-	-
Other Heritage Assets	5060408099					-					-	-	-
Work/Zoo Animals	5060409001					-					-	-	-
Other Property, Plant and Equipment	5060409099					-					-	-	-
Patents/Copyrights	5060601000					-					-	-	-
Computer Software	5060602000					-					-	-	-
Other Intangible Assets	5060699000					-					-	-	-
Contingent Fund (SARO-BMB-B-21-0008451/SARO-BMB-B-22-0000196)-		-	1,152,947.16	-	-	1,152,947.16	-	1,048,629.00	-	-	1,048,629.00	-	1,098,706.20
Maintenance and Other Operating Expenses		-	1,152,947.16	-	-	1,152,947.16	-	1,048,629.00	-	-	1,048,629.00	-	1,098,706.20
Subsidy to National Government Agencies	5021401000					-					-	-	-
Financial Assistance to National Government Agencies	5021402000					-					-	-	-
Financial Assistance to Local Government Units	5021403000					-					-	-	-
Subsidy Support to Operations of GOCCs	5021404001		1,152,947.16			1,152,947.16		1,048,629.00			1,048,629.00	-	-
Financial Assistance to Non-Government Organizations/POs	5021405000					-					-	-	-
Internal Revenue Allotment	5021406000					-					-	-	-
Subsidy to Regional Offices/Staff Bureaus	5021407000					-					-	-	-
Subsidy to Operating Units	5021408000					-					-	-	-
Subsidy to Other Funds	5021409000					-					-	-	-
Subsidies-Others	5021499000					-					-	-	-
Taxes, Duties and Licenses	5021501001					-					-	-	-
Tax Refund	5021501002					-					-	-	-
Fidelity Bond Premiums	5021502000					-					-	-	-
Insurance Expenses	5021503000					-					-	-	-

PARTICULARS	UACS CODE	OBLIGATION-REGULAR					DISBURSEMENT - REGULAR					BALANCES	
		1st Qtr ending March 31	2nd Qtr ending June 30	3rd Qtr ending Sept. 30	4th Qtr ending Dec. 31	TOTAL (REGULAR FUND)	1st Qtr ending March 31	2nd Qtr ending June 30	3rd Qtr ending Sept. 30	4th Qtr ending Dec. 31	TOTAL (REGULAR FUND)	Unreleased Appropriation	Unobligated Allotment
Labor and Wages	5021601000					-					-	-	-
Advertising, Promotional and Marketing Expenses	5029901000					-					-	-	-
Printing and Publication Expenses	5029902000					-					-	-	-
Representation Expenses	5029903000					-					-	-	-
Transportation and Delivery Expenses	5029904000					-					-	-	-
Rents-Buildings and Structures	5029905001					-					-	-	-
Rents-Land	5029905002					-					-	-	-
Rents-Motor Vehicles	5029905003					-					-	-	-
Rents-Equipment	5029905004					-					-	-	-
Rents-Living Quarters	5029905005					-					-	-	-
Operating Lease	5029905006					-					-	-	-
Financial Lease	5029905007					-					-	-	-
Rents-ICT Machinery and Equipment	5029905008					-					-	-	-
Membership Dues and Contributions to Organizations	5029906000					-					-	-	-
Subscription Expenses - ICT Software Subscription	5029907001					-					-	-	-
Subscription Expenses - Data Center Service	5029907002					-					-	-	-
Subscription Expenses - Cloud Computing Service	5029907003					-					-	-	-
Subscription Expenses - Library and Other Reading Materials Subscr	5029907004					-					-	-	-
Subscription Expenses - Other Subscription Expenses	5029907099					-					-	-	-
Donations	5029908000					-					-	-	-
Litigation/Acquired Assets Expenses	5029909000					-					-	-	-
Loss on Guaranty	5029910000					-					-	-	-
Legal Defense Expense	5029921000					-					-	-	-
Bank Transaction Fee	5029922000					-					-	-	-
Website Maintenance	5029999001					-					-	-	-
Other Maintenance and Operating Expenses	5029999099					-					-	-	1,098,706.20


Contingent Fund (SARO-BMB-B-21-0008535)- Salaries & Benefits		-	197,991.84	-	-	197,991.84	-	197,991.84	-	-	197,991.84	-	6,247,540.64
Maintenance and Other Operating Expenses		-	197,991.84	-	-	197,991.84	-	197,991.84	-	-	197,991.84	-	6,247,540.64
Legal Services	5021101000					-					-	-	-
Auditing Services	5021102000					-					-	-	-
ICT Consultancy Services	5021103001					-					-	-	-
Consultancy Services	5021103002					-					-	-	-
Other Professional Services	5021199000					-					-	-	4,538,371.50
Environment/Sanitary Services	5021201000					-					-	-	-
Janitorial Services	5021202000					-					-	-	-
Security Services	5021203000					-					-	-	-
Other General Services	5021299000					-					-	-	-
Subsidy to National Government Agencies	5021401000					-					-	-	-
Financial Assistance to National Government Agencies	5021402000					-					-	-	-
Financial Assistance to Local Government Units	5021403000					-					-	-	-
Subsidy Support to Operations of GOCCs	5021404001		197,991.84			197,991.84		197,991.84			197,991.84	-	127,056.14
Financial Assistance to Non-Government Organizations/POs	5021405000					-					-	-	-
Internal Revenue Allotment	5021406000					-					-	-	-
Subsidy to Regional Offices/Staff Bureaus	5021407000					-					-	-	-
Subsidy to Operating Units	5021408000					-					-	-	-
Subsidy to Other Funds	5021409000					-					-	-	-
Subsidies-Others	5021499000					-					-	-	-
Taxes, Duties and Licenses	5021501001					-					-	-	-
Tax Refund	5021501002					-					-	-	-
Fidelity Bond Premiums	5021502000					-					-	-	-
Insurance Expenses	5021503000					-					-	-	-
Labor and Wages	5021601000					-					-	-	-
Advertising, Promotional and Marketing Expenses	5029901000					-					-	-	-
Printing and Publication Expenses	5029902000					-					-	-	-
Representation Expenses	5029903000					-					-	-	-
Transportation and Delivery Expenses	5029904000					-					-	-	-
Rents-Buildings and Structures	5029905001					-					-	-	-
Rents-Land	5029905002					-					-	-	-
Rents-Motor Vehicles	5029905003					-					-	-	-
Rents-Equipment	5029905004					-					-	-	-
Rents-Living Quarters	5029905005					-					-	-	-
Operating Lease	5029905006					-					-	-	-
Financial Lease	5029905007					-					-	-	-

PARTICULARS	UACS CODE	OBLIGATION-REGULAR					DISBURSEMENT - REGULAR					BALANCES	
		1st Qtr ending March 31	2nd Qtr ending June 30	3rd Qtr ending Sept. 30	4th Qtr ending Dec. 31	TOTAL (REGULAR FUND)	1st Qtr ending March 31	2nd Qtr ending June 30	3rd Qtr ending Sept. 30	4th Qtr ending Dec. 31	TOTAL (REGULAR FUND)	Unreleased Appropriation	Unobligated Allotment
Rents-ICT Machinery and Equipment	5029905008					-					-	-	-
Membership Dues and Contributions to Organizations	5029906000					-					-	-	-
Subscription Expenses - ICT Software Subscription	5029907001					-					-	-	-
Subscription Expenses - Data Center Service	5029907002					-					-	-	-
Subscription Expenses - Cloud Computing Service	5029907003					-					-	-	-
Subscription Expenses - Library and Other Reading Materials Subscr	5029907004					-					-	-	-
Subscription Expenses - Other Subscription Expenses	5029907099					-					-	-	-
Donations	5029908000					-					-	-	-
Litigation/Acquired Assets Expenses	5029909000					-					-	-	-
Loss on Guaranty	5029910000					-					-	-	-
Legal Defense Expense	5029921000					-					-	-	-
Bank Transaction Fee	5029922000					-					-	-	-
Website Maintenance	5029999001					-					-	-	-
Other Maintenance and Operating Expenses	5029999099					-					-	-	1,582,113.00
TOTAL CONAP		79,510,704.61	182,264,776.56	-	-	261,775,481.17	24,864,084.42	32,919,258.26	-	-	57,783,342.68	-	1,638,408,539.05
GRAND TOTAL (CURRENT + CONAP)		3,108,480,778.98	3,715,262,618.94	-	-	6,823,743,397.92	659,894,587.98	1,418,017,984.97	-	-	2,077,912,572.95	3,331,286,000.00	88,860,960,846.33


Certified Correct:


 AGNES D. MARFORI
 OIC, BUDGET DIVISION

Certified Correct:


 FILIPINA V. VELASQUEZ, CPA, MM
 CHIEF ACCOUNTANT

Recommending Approval :


 ROWENA C. LORA, CPA, MM, CESE
 DIRECTOR IV
 FINANCIAL AND MANAGEMENT SERVICE