

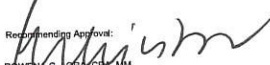
MONTHLY REPORT OF DISBURSEMENTS
For the month of April 2020


Department: Department of Health (DOH)
Agency/Entity: Office of the Secretary
Operating Unit: Central Office
Organization Code: 13 001 010000
Fund Cluster: 01 Regular Agency Fund


Particulars	Current Year Budget				Prior Year's Budget										Current Year's Accounts Payable				SUB-TOTAL				Grand Total				Remarks					
	PS	MOOE	FinEx	CO	Prior Year's Accounts Payable					Current Year's Accounts Payable					SUB-TOTAL	PS	MOOE	CO	TOTAL	PS	MOOE	FinEx	CO	TOTAL								
					7	8	9	10	11(7+8+9+10)	12	13	14	15	16(12+13+14+15)											17(11+16)	18(16+17)		19	20	21	22(19+20+21)	23
CASH DISBURSEMENTS	49,942,440.71	34,174,020,940.94	0.00	42,450,000.00	34,297,892,490.56	5,744.81	64,334,780.76	0.00	0.00	64,340,525.37	0.00	1,419,838,867.91	0.00	0.00	1,419,838,867.91	1,483,979,393.28	35,741,871,883.83	0.00	0.00	0.00	0.00	49,942,440.71	35,658,573,698.91	0.00	42,450,000.00	35,741,871,883.83	0.00	42,450,000.00	35,741,871,883.83			
Notice of Cash Allocation (NCA)	49,942,440.71	34,174,020,940.94	0.00	42,450,000.00	34,297,892,490.56	5,744.81	64,334,780.76	0.00	0.00	64,340,525.37	0.00	1,419,838,867.91	0.00	0.00	1,419,838,867.91	1,483,979,393.28	35,741,871,883.83	0.00	0.00	0.00	0.00	49,942,440.71	35,658,573,698.91	0.00	42,450,000.00	35,741,871,883.83	0.00	42,450,000.00	35,741,871,883.83			
MDS Checks Issued	39,548,511.64	34,171,562,392.34	0.00	42,450,000.00	34,253,569,903.92	5,744.81	12,105,197.05	0.00	0.00	12,110,816.66	0.00	98,318,777.94	0.00	0.00	98,318,777.94	119,429,629.60	34,363,990,833.52	0.00	0.00	0.00	0.00	39,548,511.64	34,231,986,277.27	0.00	42,450,000.00	34,363,990,833.52	0.00	42,450,000.00	34,363,990,833.52			
Advn to Debt Account	1,393,929.07	3,637,667.66	0.00	0.00	4,431,588.63	0.00	0.00	0.00	0.00	0.00	0.00	0.00	0.00	0.00	0.00	0.00	0.00	0.00	0.00	0.00	0.00	1,393,929.07	1,376,587,421.24	0.00	0.00	1,377,981,350.31	0.00	0.00	1,377,981,350.31			
Notice of Transfer Allocations (NTA)	0.00	0.00	0.00	0.00	0.00	0.00	0.00	0.00	0.00	0.00	0.00	0.00	0.00	0.00	0.00	0.00	0.00	0.00	0.00	0.00	0.00	0.00	0.00	0.00	0.00	0.00	0.00	0.00	0.00	0.00		
MDS Checks Issued	0.00	0.00	0.00	0.00	0.00	0.00	0.00	0.00	0.00	0.00	0.00	0.00	0.00	0.00	0.00	0.00	0.00	0.00	0.00	0.00	0.00	0.00	0.00	0.00	0.00	0.00	0.00	0.00	0.00	0.00	0.00	
Advn to Debt Account	0.00	0.00	0.00	0.00	0.00	0.00	0.00	0.00	0.00	0.00	0.00	0.00	0.00	0.00	0.00	0.00	0.00	0.00	0.00	0.00	0.00	0.00	0.00	0.00	0.00	0.00	0.00	0.00	0.00	0.00	0.00	
Working Fund for FAAs	0.00	0.00	0.00	0.00	0.00	0.00	0.00	0.00	0.00	0.00	0.00	0.00	0.00	0.00	0.00	0.00	0.00	0.00	0.00	0.00	0.00	0.00	0.00	0.00	0.00	0.00	0.00	0.00	0.00	0.00	0.00	
Cash Disbursement Ceiling (CDC)	0.00	0.00	0.00	0.00	0.00	0.00	0.00	0.00	0.00	0.00	0.00	0.00	0.00	0.00	0.00	0.00	0.00	0.00	0.00	0.00	0.00	0.00	0.00	0.00	0.00	0.00	0.00	0.00	0.00	0.00	0.00	
TOTAL CASH DISBURSEMENTS	49,942,440.71	34,174,020,940.94	0.00	42,450,000.00	34,297,892,490.56	5,744.81	64,334,780.76	0.00	0.00	64,340,525.37	0.00	1,419,838,867.91	0.00	0.00	1,419,838,867.91	1,483,979,393.28	35,741,871,883.83	0.00	0.00	0.00	0.00	49,942,440.71	35,658,573,698.91	0.00	42,450,000.00	35,741,871,883.83	0.00	42,450,000.00	35,741,871,883.83			
NON-CASH DISBURSEMENTS	7,367,983.41	1,096,587.12	0.00	860,780.30	9,325,270.83	0.00	0.00	0.00	0.00	0.00	0.00	63,402,025.88	0.00	0.00	63,402,025.88	63,402,025.88	72,727,296.71	0.00	0.00	0.00	0.00	7,367,983.41	64,498,613.06	0.00	860,780.30	72,727,296.71	0.00	860,780.30	72,727,296.71			
Tax Reimburse Advn Issued (TRA)	7,367,983.41	1,096,587.12	0.00	860,780.30	9,325,270.83	0.00	0.00	0.00	0.00	0.00	0.00	63,402,025.88	0.00	0.00	63,402,025.88	63,402,025.88	72,727,296.71	0.00	0.00	0.00	0.00	7,367,983.41	64,498,613.06	0.00	860,780.30	72,727,296.71	0.00	860,780.30	72,727,296.71			
New Cash Availment Authority (NCAA)	0.00	0.00	0.00	0.00	0.00	0.00	0.00	0.00	0.00	0.00	0.00	0.00	0.00	0.00	0.00	0.00	0.00	0.00	0.00	0.00	0.00	0.00	0.00	0.00	0.00	0.00	0.00	0.00	0.00	0.00	0.00	
Disbursements effected through outright deductions from claims	0.00	0.00	0.00	0.00	0.00	0.00	0.00	0.00	0.00	0.00	0.00	0.00	0.00	0.00	0.00	0.00	0.00	0.00	0.00	0.00	0.00	0.00	0.00	0.00	0.00	0.00	0.00	0.00	0.00	0.00	0.00	
Overpayment of expenses (e.g. purchased benefits)	0.00	0.00	0.00	0.00	0.00	0.00	0.00	0.00	0.00	0.00	0.00	0.00	0.00	0.00	0.00	0.00	0.00	0.00	0.00	0.00	0.00	0.00	0.00	0.00	0.00	0.00	0.00	0.00	0.00	0.00	0.00	
Reimburse for loss of government property	0.00	0.00	0.00	0.00	0.00	0.00	0.00	0.00	0.00	0.00	0.00	0.00	0.00	0.00	0.00	0.00	0.00	0.00	0.00	0.00	0.00	0.00	0.00	0.00	0.00	0.00	0.00	0.00	0.00	0.00	0.00	
Licensed damages and similar claims	0.00	0.00	0.00	0.00	0.00	0.00	0.00	0.00	0.00	0.00	0.00	0.00	0.00	0.00	0.00	0.00	0.00	0.00	0.00	0.00	0.00	0.00	0.00	0.00	0.00	0.00	0.00	0.00	0.00	0.00	0.00	
Others (e.g. TEF, BTK, Docs Stamp, etc.)	0.00	0.00	0.00	0.00	0.00	0.00	0.00	0.00	0.00	0.00	0.00	0.00	0.00	0.00	0.00	0.00	0.00	0.00	0.00	0.00	0.00	0.00	0.00	0.00	0.00	0.00	0.00	0.00	0.00	0.00	0.00	
Adjustment (e.g. cancelled checks)	0.00	0.00	0.00	0.00	0.00	0.00	0.00	0.00	0.00	0.00	0.00	0.00	0.00	0.00	0.00	0.00	0.00	0.00	0.00	0.00	0.00	0.00	0.00	0.00	0.00	0.00	0.00	0.00	0.00	0.00	0.00	
Balance of Disbursement Authorities as at date	4,682,950,000.00	0.00	0.00	0.00	21,833,360,062.17	0.00	21,833,360,062.17	0.00	0.00	21,833,360,062.17	0.00	7,310,612,000.00	0.00	0.00	7,310,612,000.00	7,310,612,000.00	0.00	0.00	0.00	0.00	0.00	4,682,950,000.00	22,555,972,062.17	0.00	7,310,612,000.00	22,555,972,062.17	0.00	7,310,612,000.00	22,555,972,062.17			
Total Disbursements Program	3,077,378,112.82	35,814,699,180.54	0.00	38,892,077,193.36	0.00	0.00	0.00	0.00	0.00	0.00	0.00	63,402,025.88	0.00	0.00	63,402,025.88	63,402,025.88	72,727,296.71	0.00	0.00	0.00	0.00	7,367,983.41	64,498,613.06	0.00	860,780.30	72,727,296.71	0.00	860,780.30	72,727,296.71			
Less: Actual Disbursements	1,065,580,587.18	0.00	0.00	0.00	0.00	0.00	0.00	0.00	0.00	0.00	0.00	0.00	0.00	0.00	0.00	0.00	0.00	0.00	0.00	0.00	0.00	0.00	0.00	0.00	0.00	0.00	0.00	0.00	0.00	0.00	0.00	
Over/Under spending	2,011,797,525.64	35,814,699,180.54	0.00	38,892,077,193.36	0.00	0.00	0.00	0.00	0.00	0.00	0.00	63,402,025.88	0.00	0.00	63,402,025.88	63,402,025.88	72,727,296.71	0.00	0.00	0.00	0.00	7,367,983.41	64,498,613.06	0.00	860,780.30	72,727,296.71	0.00	860,780.30	72,727,296.71			

SUMMARY

Particulars	Prior Report (2)	This Month (3)	As at Date (4)
Total Disbursement Authorities Received	7,251,571,797.73	59,352,656,926.71	66,604,177,934.44
NCA	7,129,415,697.00	59,279,876,830.00	66,499,294,237.00
NTA	0.00	0.00	0.00
Working Fund	122,156,100.73	72,727,296.71	194,883,397.44
TRA	0.00	0.00	0.00
CDC	0.00	0.00	0.00
NCAA	4,048,658,453.95	1,794,548,684.00	5,753,245,137.95
Less: Notice of Transfer of Allocations (NTA) Issued	3,262,873,253.78	57,648,059,242.71	60,890,932,496.49
Total Disbursement Authorities Available	0.00	0.00	0.00
Less:	125,566,636.90	0.00	125,566,636.90
Lapsed NCA	3,877,378,112.82	35,814,699,180.54	38,892,077,193.36
Disbursements	0.00	0.00	0.00
Less: Other Non-Cash Disbursements	0.00	0.00	0.00
Disbursements effected through outright deductions from claims	0.00	0.00	0.00
Overpayment of expenses (e.g. purchased benefits)	0.00	0.00	0.00
Reimburse for loss of government property	0.00	0.00	0.00
Licensed damages and similar claims	0.00	0.00	0.00
Others (e.g. TEF, BTK, Docs Stamp, etc.)	0.00	0.00	69,797.94
Adjustment (e.g. cancelled checks)	69,797.94	0.00	0.00
Balance of Disbursement Authorities as at date	4,682,950,000.00	21,833,360,062.17	21,833,360,062.17
Total Disbursements Program	3,077,378,112.82	35,814,699,180.54	38,892,077,193.36
Less: Actual Disbursements	1,065,580,587.18	0.00	0.00

Recommended Approval:

 RWEBESA C. BARA-CRUZ, NM
 O.C. Director, FMS
 Date: _____

Approved By:

 ROGER P. TONG-AN, MAW, RM
 Undersecretary of Health, AFMT
 Date: 2020-05-26 08:56

Certified Correct:

 FILIPINA V. VELASCO, CPA, RM
 OIC, Accounting Division
 Date: 2020-05-26 08:53:21.0