



In following-up, pls. cite DMS ref #  
**2018-BB-0051864**

REPUBLIC OF THE PHILIPPINES  
**DEPARTMENT OF BUDGET AND MANAGEMENT**  
GENERAL SOLANO STREET, SAN MIGUEL, MANILA

**ACKNOWLEDGEMENT RECEIPT**

The **DEPARTMENT OF BUDGET AND MANAGEMENT** hereby acknowledges the receipt of your letter/request which has been uploaded to the DBM-Document Management System and routed to the appropriate office/s with the following information:

Sender: DOH-OSEC - PERSONAL DELIVERY

Document Title: DOH-OSEC-SUBMISSION OF FINANCIAL ACCOUNTABILITY REPORT (FAR 4) FOR THE MONTH OF APRIL 2018

Document Reference No: 2018-BB-0051864

Date and Time Uploaded: Thursday, May 31, 2018 3:45:37 PM

Uploaded By: Jayson RECEIVING

Routed To: BMB-B Ely Fernandez

CC:

Total no of pages received: 1 copy and 2 pages

The determination of the completeness of the documentary requirements submitted, if any, is subject to the evaluation of the technical person in charge.

This receipt is system generated and does not require signature.

Received by:



DOCUMENT  
MANAGEMENT  
SYSTEM



Republic of the Philippines  
 Department of Health  
**OFFICE OF THE SECRETARY**



May 25, 2018

**LUZ M. CANTOR**  
 Undersecretary  
 Department of Budget and Management  
 Gen. Solano St., San Miguel, Manila

Dear Usec. Cantor,

Respectfully submitting the Financial Accountability Report (FAR 4) for the month of April, 2018.

Thank you very much.

Very truly yours,

**ROGER P. TONG-AN, DMPA, MAN, RN**  
 Undersecretary of Health  
 Administration and Finance Cluster

Office	Acctg	FMS	AFC
Initial	Lorica C. Rabago, CPA, MM OIC, Acctg Division	Rowena C. Lora, CPA, MM OIC, Director IV	Neil Eric A. Benigno EA IV
Date	5/25/18		

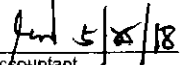
MONTHLY REPORT OF DISBURSEMENTS  
For the month of April, 2018


Department: Department of Health (DOH)					Agency: Office of the Secretary								Operating Unit: Central Office													
Organization Code (UACS): 130010100000					Fund Cluster: 01 - Regular Agency Fund								Report Status: SUBMITTED													
PARTICULARS	CURRENT YEAR BUDGET					PRIOR YEAR'S ACCOUNTS PAYABLE					CURRENT YEAR'S ACCOUNTS PAYABLE					SUB-TOTAL	TRUST LIABILITIES				GRAND TOTAL				REMARKS	
	PS	MOOE	Fin. Exp	CO	TOTAL	PS	MOOE	Fin. Exp	CO	Sub-Total	PS	MOOE	Fin. Exp	CO	Sub-Total		TOTAL	PS	MOOE	CO	TOTAL	PS	MOOE	Fin. Exp		CO
Notice of Cash Allocation (NCA)	48,210,708.34	101,948,574.51		354,492,156.47	504,760,439.32						268,310.58	276,878,551.82			108,312.920	385,459,582.48	890,220,121.8				48,888,017	578,527,128.33			402,804,078.47	890,220,121.8
MDS Checks issued	44,240,796.33	70,136,357.53		354,492,156.47	468,269,312.33						268,310.58	11,327,860.56			11,696,291.32	11,696,291.32	480,485,603.65				44,508,706.89	81,464,338.19			354,492,156.47	480,485,603.65
Department of Health (DOH)	44,240,796.33	70,136,357.53		354,492,156.47	468,269,312.33						268,310.58	11,327,860.56			11,696,291.32	11,696,291.32	480,485,603.65				44,508,706.89	81,464,338.19			354,492,156.47	480,485,603.65
Office of the Secretary	44,240,796.33	70,136,357.53		354,492,156.47	468,269,312.33						268,310.58	11,327,860.56			11,696,291.32	11,696,291.32	480,485,603.65				44,508,706.89	81,464,338.19			354,492,156.47	480,485,603.65
National Capital Region (NCR)	44,240,796.33	70,136,357.53		354,492,156.47	468,269,312.33						268,310.58	11,327,860.56			11,696,291.32	11,696,291.32	480,485,603.65				44,508,706.89	81,464,338.19			354,492,156.47	480,485,603.65
Central Office	44,240,796.33	70,136,357.53		354,492,156.47	468,269,312.33						268,310.58	11,327,860.56			11,696,291.32	11,696,291.32	480,485,603.65				44,508,706.89	81,464,338.19			354,492,156.47	480,485,603.65
Advice to Debit Account	4,078,910.01	31,812,216.98			35,891,126.96							285,650,571.10			108,312.920	373,963,391.16	373,963,391.16				4,078,910.01	287,382,788.14			108,312,920	409,754,818.28
Department of Health (DOH)	4,078,910.01	31,812,216.98			35,891,126.96							285,650,571.10			108,312.920	373,963,391.16	373,963,391.16				4,078,910.01	287,382,788.14			108,312,920	409,754,818.28
Office of the Secretary	4,078,910.01	31,812,216.98			35,891,126.96							285,650,571.10			108,312.920	373,963,391.16	373,963,391.16				4,078,910.01	287,382,788.14			108,312,920	409,754,818.28
National Capital Region (NCR)	4,078,910.01	31,812,216.98			35,891,126.96							285,650,571.10			108,312.920	373,963,391.16	373,963,391.16				4,078,910.01	287,382,788.14			108,312,920	409,754,818.28
Central Office	4,078,910.01	31,812,216.98			35,891,126.96							285,650,571.10			108,312.920	373,963,391.16	373,963,391.16				4,078,910.01	287,382,788.14			108,312,920	409,754,818.28
Tax Remittance Advances Issued (TRA)	5,836,182.23	4,814,397.33			10,650,579.56						7,210.25	28,906,372.49			3,441,653.78	30,356,824.49	43,859,284.05				5,706,420.48	31,722,755.81			3,441,053.78	40,369,254.06
Department of Health (DOH)	5,836,182.23	4,814,397.33			10,650,579.56						7,210.25	28,906,372.49			3,441,653.78	30,356,824.49	43,859,284.05				5,706,420.48	31,722,755.81			3,441,053.78	40,369,254.06
Office of the Secretary	5,836,182.23	4,814,397.33			10,650,579.56						7,210.25	28,906,372.49			3,441,653.78	30,356,824.49	43,859,284.05				5,706,420.48	31,722,755.81			3,441,053.78	40,369,254.06
National Capital Region (NCR)	5,836,182.23	4,814,397.33			10,650,579.56						7,210.25	28,906,372.49			3,441,653.78	30,356,824.49	43,859,284.05				5,706,420.48	31,722,755.81			3,441,053.78	40,369,254.06
Central Office	5,836,182.23	4,814,397.33			10,650,579.56						7,210.25	28,906,372.49			3,441,653.78	30,356,824.49	43,859,284.05				5,706,420.48	31,722,755.81			3,441,053.78	40,369,254.06
Grand Total	54,017,888.57	100,769,971.84		554,492,156.47	616,273,018.85						276,628.91	303,786,924.31			111,763,913.76	418,816,366.97	691,086,385.85				54,263,417.48	410,540,696.14			486,748,077.23	831,086,385.85

Summary

PARTICULARS	PREVIOUS REPORT	CURRENT MONTH	AS OF DATE
(1)	(2)	(3)	(4)
Total Disbursement Authorities Received			
NCA	4,171,196,571.49	8,599,269,791.00	12,669,466,272.49
Working Fund			
TRA	111,568,071.95	40,869,294.05	152,437,366.00
CDC			
NCAA			
Others (CDT, BT, Doce Stamp, etc.)			
Less: Notice of Transfer Allocations (NTA) Issued	923,721,685.53	344,346,721.30	1,268,068,406.83
Total Disbursement Authorities Available	3,359,041,063.91	8,094,795,243.75	11,453,827,131.66
Less:			
Lapsed NCA		1,013,606,060.14	1,013,606,060.14
Disbursements	1,442,914,723.80	931,089,385.85	2,374,004,109.65
Balance of Disbursements Authorities as of date	1,816,126,339.11	5,250,099,807.76	7,166,218,131.87
Total Disbursements Program	13,496,240,000.00	6,114,892,000.00	18,610,932,000.00
Less: Actual Disbursements	1,442,914,723.80	931,089,385.85	2,374,004,109.65
Over/Under spending	12,053,325,276.20	4,180,902,814.15	16,236,927,890.35

Certified Correct:

  
 Agency Chief Accountant  
**LORICA C. RABAGO**  
 Date: **OIC ACCOUNTING DIVISION**

Approved By:  
  
**ROWENA C. LORA, CPA, MM**  
 Head, OIC - Director IV  
 Representative  
**Financial and Management Service**



In following-up, pls. cite DMS ref #  
**2018-BB-0040373**

REPUBLIC OF THE PHILIPPINES  
**DEPARTMENT OF BUDGET AND MANAGEMENT**  
GENERAL SOLANO STREET, SAN MIGUEL, MANILA

**ACKNOWLEDGEMENT RECEIPT**

The **DEPARTMENT OF BUDGET AND MANAGEMENT** hereby acknowledges the receipt of your letter/request which has been uploaded to the DBM-Document Management System and routed to the appropriate office/s with the following information:

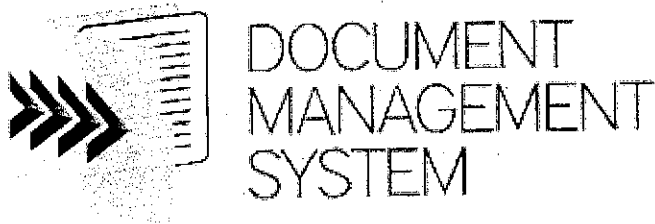
Sender: DOH - OSEC - PERSONAL DELIVERY  
Document Title: DOH-OSEC-SUBMISSION OF FAR 4 FOR THE MONTH OF MARCH 2018  
Document Reference No: 2018-BB-0040373  
Date and Time Uploaded: Friday, April 27, 2018 1:08:29 PM  
Uploaded By: Marissa RECEIVING  
Routed To: BMB-B Ely Fernandez  
CC:

Total no of pages received: 1 copy and 2 pages

The determination of the completeness of the documentary requirements submitted, if any, is subject to the evaluation of the technical person in charge.

This receipt is system generated and does not require signature.

Received by:





Republic of the Philippines  
 Department of Health  
**OFFICE OF THE SECRETARY**



April 19, 2018

**LUZ M. CANTOR**  
 Undersecretary  
 Department of Budget and Management  
 Gen. Solano St., San Miguel, Manila

Dear Usec. Cantor,

Respectfully submitting the Financial Accountability Report (FAR 4) for the month of March, 2018.

Thank you very much.

Very truly yours,

**ROGER P. TONG-AN, DMPA, MAN, RN**  
 Undersecretary of Health  
 Administration and Finance Cluster

Office	Acctg	FMS	AFC
Initial	 Lorica C. Rabago, CPA, MM OIC, Acctg Division	 Rowena C. Lora, CPA, MM OIC, Director IV	 Neji Eric A. Benigno EA IV
Date			

**MONTHLY REPORT OF DISBURSEMENTS**  
For the month of March, 2018

Department: Department of Health (DOH)					Agency: Office of the Secretary										Operating Unit: Central Office													
Organization Code (UACS): 13001010000					Fund Cluster: 01 - Regular Agency Fund										Report Status: SUBMITTED													
PARTICULARS	CURRENT YEAR BUDGET					PRIOR YEAR'S ACCOUNTS PAYABLE										SUB-TOTAL	TRUST LIABILITIES					GRAND TOTAL					REMARKS	
	PS	MOOE	Fin. Exp	CO	TOTAL	PS	MOOE	Fin. Exp	CO	Sub-Total	PS	MOOE	Fin. Exp	CO	Sub-Total		TOTAL	PS	MOOE	Fin. Exp	CO	TOTAL						
	1	2	3	4	5	6-10(943)	11	12	13	14	15	16-20(1415)	21(144)	22-23(1415)	24		25	26	27-31(1415)	32	33	34	35	36				
Notice of Cash Allocation (NCA)	44,615,797.53	315,550,277.21			360,166,074.79						4,438,805.67	348,281,033.8			107,687,173.03	471,007,014.5	471,007,014.5	811,165,238.29					49,034,603.25	674,431,315.01			107,687,173.03	831,173,089.29
MDS Check Israel	43,997,824.51	36,811,290.91			80,809,115.42						4,438,805.67	3,830,879.56			104,843,099.73	113,112,784.96	113,112,784.96	195,921,900.38					48,436,630.15	40,642,170.47			104,843,099.73	193,921,900.38
Department of Health (DOH)	43,997,824.51	36,811,290.91			80,809,115.42						4,438,805.67	3,830,879.56			104,843,099.73	113,112,784.96	113,112,784.96	195,921,900.38					48,436,630.15	40,642,170.47			104,843,099.73	193,921,900.38
Office of the Secretary	43,997,824.51	36,811,290.91			80,809,115.42						4,438,805.67	3,830,879.56			104,843,099.73	113,112,784.96	113,112,784.96	195,921,900.38					48,436,630.15	40,642,170.47			104,843,099.73	193,921,900.38
National Capital Region (NCR)	43,997,824.51	36,811,290.91			80,809,115.42						4,438,805.67	3,830,879.56			104,843,099.73	113,112,784.96	113,112,784.96	195,921,900.38					48,436,630.15	40,642,170.47			104,843,099.73	193,921,900.38
Central Office	43,997,824.51	36,811,290.91			80,809,115.42						4,438,805.67	3,830,879.56			104,843,099.73	113,112,784.96	113,112,784.96	195,921,900.38					48,436,630.15	40,642,170.47			104,843,099.73	193,921,900.38
Advice to Debit Account	517,973.07	278,738,986.3			279,356,959.37							355,050,156.24			2,844,073.3	357,894,229.54	357,894,229.54	637,351,188.91					617,073.07	533,789,142.54			2,844,073.3	637,251,188.91
Department of Health (DOH)	517,973.07	278,738,986.3			279,356,959.37							355,050,156.24			2,844,073.3	357,894,229.54	357,894,229.54	637,351,188.91					617,073.07	533,789,142.54			2,844,073.3	637,251,188.91
Office of the Secretary	517,973.07	278,738,986.3			279,356,959.37							355,050,156.24			2,844,073.3	357,894,229.54	357,894,229.54	637,351,188.91					617,073.07	533,789,142.54			2,844,073.3	637,251,188.91
National Capital Region (NCR)	517,973.07	278,738,986.3			279,356,959.37							355,050,156.24			2,844,073.3	357,894,229.54	357,894,229.54	637,351,188.91					617,073.07	533,789,142.54			2,844,073.3	637,251,188.91
Central Office	517,973.07	278,738,986.3			279,356,959.37							355,050,156.24			2,844,073.3	357,894,229.54	357,894,229.54	637,351,188.91					617,073.07	533,789,142.54			2,844,073.3	637,251,188.91
Tax Reimburse Advice Issued (TRA)	2,185,864.36	31,403,660.61			33,589,524.97						17,505.17	6,739,795.89			369,606.62	7,126,907.68	7,126,907.68	40,716,432.65					2,203,369.53	38,143,456.5			369,606.62	40,716,432.65
Department of Health (DOH)	2,185,864.36	31,403,660.61			33,589,524.97						17,505.17	6,739,795.89			369,606.62	7,126,907.68	7,126,907.68	40,716,432.65					2,203,369.53	38,143,456.5			369,606.62	40,716,432.65
Office of the Secretary	2,185,864.36	31,403,660.61			33,589,524.97						17,505.17	6,739,795.89			369,606.62	7,126,907.68	7,126,907.68	40,716,432.65					2,203,369.53	38,143,456.5			369,606.62	40,716,432.65
National Capital Region (NCR)	2,185,864.36	31,403,660.61			33,589,524.97						17,505.17	6,739,795.89			369,606.62	7,126,907.68	7,126,907.68	40,716,432.65					2,203,369.53	38,143,456.5			369,606.62	40,716,432.65
Central Office	2,185,864.36	31,403,660.61			33,589,524.97						17,505.17	6,739,795.89			369,606.62	7,126,907.68	7,126,907.68	40,716,432.65					2,203,369.53	38,143,456.5			369,606.62	40,716,432.65
Grand Total	46,501,661.94	346,963,037.33			393,739,599.76						4,438,805.67	363,620,831.69			110,806,772.67	478,133,923.18	478,133,923.18	871,849,321.94					51,257,972.78	712,374,708.51			106,056,779.63	571,889,221.04

**Summary**

PARTICULARS	PREVIOUS REPORT	CURRENT MONTH	AS OF DATE
(1)	(2)	(3)	(4)
Total Disbursement Authorities Received			
NCA	4,169,448,404.43	1,248,167.06	4,171,196,571.49
Working Fund			
TRA	70,849,639.30	40,716,432.65	111,566,071.95
CDC			
NCAA			
Others (LIT, BTR, Debit Strategy, etc.)			
Less: Notice of Transfer Allocations (NTA)* Issued	746,068,522.46	127,653,066.93	923,721,589.39
Total Disbursement Authorities Available	3,494,229,521.13	(135,188,467.22)	3,359,041,053.91
Less:			
Lapsed NCA			
Disbursements	571,133,048.73	871,889,521.94	1,443,022,570.67
Balance of Disbursement Authorities as of date	2,923,096,472.40	(1,007,077,989.16)	1,916,018,483.24
Total Disbursements Program	3,648,804,000.00	4,847,436,000.00	13,496,240,000.00
Less: * Actual Disbursements	571,133,048.73	871,889,521.94	1,443,022,570.67
Over/Under spending	8,077,676,951.27	3,075,546,478.06	12,053,212,429.33

Certified Correct:

*LORICA C. RABAGO*  
 Agency Accountant  
 OIC ACCOUNTING DIVISION

Approved By: *[Signature]*  
**ROGER P. TONG-AN, DMPA, MAN, RN**  
 Undersecretary and Health Representative  
 Date:



In following-up, pls. cite DMS ref #

**2018-BB-0027470**

REPUBLIC OF THE PHILIPPINES  
**DEPARTMENT OF BUDGET AND MANAGEMENT**  
GENERAL SOLANO STREET, SAN MIGUEL, MANILA

**ACKNOWLEDGEMENT RECEIPT**

The **DEPARTMENT OF BUDGET AND MANAGEMENT** hereby acknowledges the receipt of your letter/request which has been uploaded to the DBM-Document Management System and routed to the appropriate office/s with the following information:

Sender: DOH-OSEC - PERSONAL DELIVERY

Document Title: DOH-OSEC-SUBMISSION OF FINANCIAL ACCOUNTABILTY REPORT (FAR 4)  
FOR THE MONTH OF FEBRUARY, 2018

Document Reference No: 2018-BB-0027470

Date and Time Uploaded: Monday, March 19, 2018 3:11:39 PM

Uploaded By: Rachel RECEIVING

Routed To: BMB-B Ely Fernandez


CC:

Total no of pages received: 1 copy and 2 pages

The determination of the completeness of the documentary requirements submitted, if any, is subject to the evaluation of the technical person in charge.

This receipt is system generated and does not require signature.


Received by:



DOCUMENT  
MANAGEMENT  
SYSTEM



Republic of the Philippines  
Department of Health  
**OFFICE OF THE SECRETARY**



March 15, 2018

**LUZ M. CANTOR**  
Undersecretary  
Department of Budget and Management  
Gen. Solano St., San Miguel, Manila

Dear Usec. Cantor,

Respectfully submitting the Financial Accountability Report (FAR 4) for the month of February, 2018.

Thank you very much.

Very truly yours,

A handwritten signature in black ink, appearing to read "Roger P. Tong-an".

**ROGER P. TONG-AN, DMPA, MAN, RN**  
Undersecretary of Health Administration and Finance Cluster







In following-up, pls. cite DMS ref #  
**2018-BB-0020440**

REPUBLIC OF THE PHILIPPINES  
**DEPARTMENT OF BUDGET AND MANAGEMENT**  
GENERAL SOLANO STREET, SAN MIGUEL, MANILA

**ACKNOWLEDGEMENT RECEIPT**

The **DEPARTMENT OF BUDGET AND MANAGEMENT** hereby acknowledges the receipt of your letter/request which has been uploaded to the DBM-Document Management System and routed to the appropriate office/s with the following information:

Sender: DOH - PERSONAL DELIVERY

Document Title: DOH-SUBMISSION OF FINANCIAL ACCOUNTABILITY REPORT FAR 4 FOR THE MONTH OF JANUARY 2018

Document Reference No: 2018-BB-0020440

Date and Time Uploaded: Thursday, March 01, 2018 1:44:46 PM

Uploaded By: Marissa RECEIVING

Routed To: BMB-B Ely Fernandez


CC:

Total no of pages received: 1 copy and 2 pages

The determination of the completeness of the documentary requirements submitted, if any, is subject to the evaluation of the technical person in charge.

This receipt is system generated and does not require signature.

Received by:



DOCUMENT  
MANAGEMENT  
SYSTEM



Republic of the Philippines  
Department of Health  
**OFFICE OF THE SECRETARY**



February 21, 2018

**LUZ M. CANTOR**


Undersecretary  
Department of Budget and Management  
Gen. Solano St., San Miguel, Manila

Dear Usec. Cantor,

Respectfully submitting the Financial Accountability Report (FAR 4) for the month of January 2018.

Thank you.

Very truly yours,

  
**MA. CAROLINA V. TAIÑO, CPA, MGM, CESO III**  
Undersecretary of Health  
Office for Administration, Finance and Procurement

**ALL FOR HEALTH**  
**HEALTH FOR ALL**

**MONTHLY REPORT OF DISBURSEMENTS**  
For the month of January, 2018

Department: Department of Health (DOH)					Agency: Office of the Secretary										Operating Unit: Central Office											
Organization Code (UACS): 130010100000					Fund Cluster: 01 - Regular Agency Fund										Report Status: ALL											
PARTICULARS	CURRENT YEAR BUDGET					PRIOR YEAR'S ACCOUNTS PAYABLE										SUB-TOTAL	TRUST LIABILITIES				GRAND TOTAL					REMARKS
	PS	MOOE	Fin. Exp	CO	TOTAL	PS	MOOE	Fin. Exp	CO	Sub-Total	PS	MOOE	Fin. Exp	CO	Sub-Total		TOTAL	PS	MOOE	CO	TOTAL	PS	MOOE	Fin. Exp	CO	
Notice of Cash Allocation (NCA)	33,985,187.79	3,917,098.2			45,022,255.99	6,928,972.47	180,869,610.09			2,065,632.57	189,862,215.13				189,862,215.13	212,184,471.12					40,014,160.26	190,806,078.29			2,065,632.57	212,934,471.12
MES Checks Issued	31,614,919.48	7,921,536.55			39,536,456.03	6,849,013.7	48,310,605.41				55,159,619.11				55,159,619.11	94,696,075.14					38,465,933.18	56,332,141.96				94,696,075.14
Department of Health (DOH)	31,614,919.48	7,921,536.55			39,536,456.03	6,849,013.7	48,310,605.41				55,159,619.11				55,159,619.11	94,696,075.14					38,465,933.18	56,332,141.96				94,696,075.14
Office of the Secretary	31,614,919.48	7,921,536.55			39,536,456.03	6,849,013.7	48,310,605.41				55,159,619.11				55,159,619.11	94,696,075.14					38,465,933.18	56,332,141.96				94,696,075.14
National Capital Region (NCR)	31,614,919.48	7,921,536.55			39,536,456.03	6,849,013.7	48,310,605.41				55,159,619.11				55,159,619.11	94,696,075.14					38,465,933.18	56,332,141.96				94,696,075.14
Control Office	31,614,919.48	7,921,536.55			39,536,456.03	6,849,013.7	48,310,605.41				55,159,619.11				55,159,619.11	94,696,075.14					38,465,933.18	56,332,141.96				94,696,075.14
Adverse to Debit Account	1,470,268.31	2,015,531.65			3,485,799.96	79,958.77	132,559,004.08			2,065,632.57	134,702,596.02				134,702,596.02	138,188,395.98					1,530,227.08	134,574,536.33			2,065,632.57	138,188,395.98
Department of Health (DOH)	1,470,268.31	2,015,531.65			3,485,799.96	79,958.77	132,559,004.08			2,065,632.57	134,702,596.02				134,702,596.02	138,188,395.98					1,530,227.08	134,574,536.33			2,065,632.57	138,188,395.98
Office of the Secretary	1,470,268.31	2,015,531.65			3,485,799.96	79,958.77	132,559,004.08			2,065,632.57	134,702,596.02				134,702,596.02	138,188,395.98					1,530,227.08	134,574,536.33			2,065,632.57	138,188,395.98
National Capital Region (NCR)	1,470,268.31	2,015,531.65			3,485,799.96	79,958.77	132,559,004.08			2,065,632.57	134,702,596.02				134,702,596.02	138,188,395.98					1,530,227.08	134,574,536.33			2,065,632.57	138,188,395.98
Control Office	1,470,268.31	2,015,531.65			3,485,799.96	79,958.77	132,559,004.08			2,065,632.57	134,702,596.02				134,702,596.02	138,188,395.98					1,530,227.08	134,574,536.33			2,065,632.57	138,188,395.98
Tax Remittance Adaptor Issued (TRA)	5,672,742.56	330,466.62			6,003,209.18	225,723.08	39,928,667.26			223,128.04	40,377,518.38				40,377,518.38	46,380,727.56					5,898,465.64	40,259,133.88			223,128.04	46,380,727.56
Department of Health (DOH)	5,672,742.56	330,466.62			6,003,209.18	225,723.08	39,928,667.26			223,128.04	40,377,518.38				40,377,518.38	46,380,727.56					5,898,465.64	40,259,133.88			223,128.04	46,380,727.56
Office of the Secretary	5,672,742.56	330,466.62			6,003,209.18	225,723.08	39,928,667.26			223,128.04	40,377,518.38				40,377,518.38	46,380,727.56					5,898,465.64	40,259,133.88			223,128.04	46,380,727.56
National Capital Region (NCR)	5,672,742.56	330,466.62			6,003,209.18	225,723.08	39,928,667.26			223,128.04	40,377,518.38				40,377,518.38	46,380,727.56					5,898,465.64	40,259,133.88			223,128.04	46,380,727.56
Control Office	5,672,742.56	330,466.62			6,003,209.18	225,723.08	39,928,667.26			223,128.04	40,377,518.38				40,377,518.38	46,380,727.56					5,898,465.64	40,259,133.88			223,128.04	46,380,727.56
Grand Total	38,757,930.38	10,267,348.82			49,025,465.17	7,134,692.35	220,798,277.35			2,286,760.61	230,219,733.51				230,219,733.51	279,265,198.68					45,912,633.5	231,065,812.17			2,286,760.61	279,265,198.68

**Summary**

PARTICULARS	PREVIOUS REPORT	CURRENT MONTH	AS OF DATE
(1)	(2)	(3)	(4)
Total Disbursement Authorities Released			
NCA	4,150,061,000.00	4,150,061,000.00	
Working Fund			
TRA	46,380,727.56	46,380,727.56	
CDC			
NCAA			
Others (COT, RTR-Flies Stamp, etc.)			
Less: "Halfway" Transfer Allocations (NTA) Issued	(11,679,000.00)	(11,679,000.00)	
Total Disbursement Authorities Available	4,185,662,727.56	4,185,662,727.56	
Less:			
Lapsed NCA			
Disbursements	279,265,198.68	279,265,198.68	
Balance of Disbursements Authorities as of to date	3,906,397,528.88	3,906,397,528.88	
Disbursements Program	4,277,674,000.00	4,277,674,000.00	
Actual Disbursements	279,265,198.68	279,265,198.68	
Cluster spending--	3,998,408,801.32	3,998,408,801.32	

Certified Correct:

Jan 22/18  
 Agt. LORICA C. TABAGO, CPA, MM  
 Date: OIC - Accounting Division

Approved By:

**LAUREANO C. CRUZ, MPA**

Director IV  
 Head of Agency Authorized  
 Representative of Financial and Management Service  
 Date: