


QUARTERLY REPORT OF REVENUE AND OTHER RECEIPTS
As at the Quarter Ending September 30, 2020


Department : Department of Health (DOH)
Agency : Office of the Secretary
Operating Unit : Central Office
Organization Code : 13 001 0100000
Fund Cluster : 01 - Regular Agency Fund


Classification/Sources of Revenue and Other Receipts	UACS CODE	REVENUE TARGET (Annual) per BESF	Actual Revenue and Other Receipts Collections					Cumulative Remittance/Deposits to Date			Variance		Remarks	
			1st Quarter Ending March 31	2nd Quarter Ending June 30	3rd Quarter Ending Sept. 30	4th Quarter Ending Dec. 31	Total	Remittance to BTR	Deposited with AGDB	TOTAL	Amount	%		
1	2	3	4	5	6	7	8=[(6+7)-8+9]	9	10	11=(9+10)	12=(8-3)	13=(12/3)	14	
Regular Agency Fund		97,182,000.00	96,996,179.50	9,437,675.66	46,065,580.22	0.00	152,499,435.38	124,235,657.50	4,058,095.25	128,293,752.75	55,317,435.38	57%	Difference of 11 amounts between column nos. 8&9	
Revenue Collections		97,182,000.00	16,820,049.40	8,379,298.57	35,950,663.67	0.00	61,150,011.64	34,248,822.58	4,058,095.25	38,306,917.83	(36,031,988.36)	-37%		
Cash Revenue		97,182,000.00	11,892,896.09	1,878,821.90	25,090,257.84	0.00	38,861,975.83	34,248,822.58	4,058,095.25	38,306,917.83	(58,320,024.17)	-60%	due to collection	
Non-Tax		97,182,000.00	11,892,896.09	1,878,821.90	25,090,257.84	0.00	38,861,975.83	34,248,822.58	4,058,095.25	38,306,917.83	(58,320,024.17)	-60%	outright deduct from claims plus cash on collection	
Permit Fees Import	4020101001	0.00	6,000.00	2,400.00	0.00	0.00	8,400.00	8,400.00	0.00	8,400.00	8,400.00	0%		
Other Permit Fees	4020101099	2,200,000.00	386,600.00	80,600.00	280,800.00	0.00	728,000.00	728,000.00	0.00	728,000.00	(1,472,000.00)	-67%		
Registration Fees	4020102000	246,000.00	0.00	0.00	0.00	0.00	0.00	0.00	0.00	0.00	(246,000.00)	-100%		
Certification Fees	4020104002	137,000.00	21,150.00	5,200.00	25,050.00	0.00	51,400.00	51,400.00	0.00	51,400.00	(85,600.00)	-62%		
Licensing Fees	4020106000	12,581,000.00	1,799,950.00	174,750.00	610,100.00	0.00	2,584,800.00	2,584,800.00	0.00	2,584,800.00	(9,996,200.00)	-79%		
Accreditation Fees	4020111001	0.00	998,750.00	70,000.00	142,000.00	0.00	1,210,750.00	1,210,750.00	0.00	1,210,750.00	1,210,750.00	0%		
Other Verification and Authentication Fees	4020111099	9,452,000.00	95,300.00	5,550.00	29,700.00	0.00	130,550.00	130,550.00	0.00	130,550.00	(9,321,450.00)	-99%		
Examination Fees	4020203000	1,763,000.00	4,000.00	0.00	0.00	0.00	4,000.00	4,000.00	0.00	4,000.00	(1,759,000.00)	-100%		
Income from Hostels/Dormitories and other Like facilities	4020213000	0.00	106,700.00	3,250.00	0.00	0.00	109,950.00	0.00	109,950.00	109,950.00	109,950.00	0%		
Others	4020221099	0.00	26.09	21.90	17.26	0.00	65.25	0.00	65.25	65.25	65.25	0%		
Miscellaneous Income	4060999000	70,803,000.00	8,474,420.00	1,537,050.00	24,022,590.58	0.00	34,034,060.58	29,530,922.58	3,948,080.00	33,479,002.58	(36,768,939.42)	-52%		
Non-Cash Revenue		0.00	4,927,153.31	6,500,476.67	10,860,405.83	0.00	22,288,035.81	0.00	0.00	0.00	22,288,035.81	22,288,035.81	0%	
Collections effected through outright deductions from claims		0.00	4,927,153.31	6,500,476.67	10,860,405.83	0.00	22,288,035.81	0.00	0.00	0.00	22,288,035.81	22,288,035.81	0%	
Miscellaneous Income	4060999000	0.00	4,927,153.31	6,500,476.67	10,860,405.83	0.00	22,288,035.81	0.00	0.00	0.00	22,288,035.81	22,288,035.81	0%	
Non-Revenue Collections/Other Receipts		0.00	80,176,130.10	1,058,377.09	10,114,916.55	0.00	91,349,423.74	89,986,834.92	0.00	89,986,834.92	91,349,423.74	91,349,423.74	0%	
Cash Receipts		0.00	80,000,122.66	500,028.67	9,486,683.59	0.00	89,986,834.92	89,986,834.92	0.00	89,986,834.92	89,986,834.92	89,986,834.92	0%	
Others		0.00	80,000,122.66	500,028.67	9,486,683.59	0.00	89,986,834.92	89,986,834.92	0.00	89,986,834.92	89,986,834.92	89,986,834.92	0%	
Petty Cash	1010102000	0.00	25,000.00	0.00	0.00	0.00	25,000.00	25,000.00	0.00	25,000.00	25,000.00	25,000.00	0%	
Due from National Government Agencies	1030301000	0.00	2,864,424.27	12,631.10	705.47	0.00	2,877,760.84	2,877,760.84	0.00	2,877,760.84	2,877,760.84	2,877,760.84	0%	
Due from Government-Owned and/or Controlled Corporations	1030302000	0.00	264,760.92	133,676.75	170,680.00	0.00	569,117.67	569,117.67	0.00	569,117.67	569,117.67	569,117.67	0%	
Due from Regional Offices	1030403000	0.00	0.00	0.00	8,907,787.36	0.00	8,907,787.36	8,907,787.36	0.00	8,907,787.36	8,907,787.36	8,907,787.36	0%	
Receivables - Disallowances/Charges	1030501000	0.00	212,706.07	55,721.27	60,256.71	0.00	328,684.05	328,684.05	0.00	328,684.05	328,684.05	328,684.05	0%	
Due from Officers and Employees	1030502000	0.00	38,757.73	0.00	56.26	0.00	38,813.99	38,813.99	0.00	38,813.99	38,813.99	38,813.99	0%	
Other Receivables	1030599000	0.00	114,029.36	0.00	174,212.85	0.00	288,242.21	288,242.21	0.00	288,242.21	288,242.21	288,242.21	0%	
Advances for Special Disbursing Officer	1990103000	0.00	11,312.11	0.00	15,037.04	0.00	26,349.15	26,349.15	0.00	26,349.15	26,349.15	26,349.15	0%	
Advances to Officers and Employees	1990104000	0.00	472,266.29	297,999.55	157,947.90	0.00	928,213.74	928,213.74	0.00	928,213.74	928,213.74	928,213.74	0%	

Department : Department of Health (DOH)
Agency : Office of the Secretary
Operating Unit : Central Office
Organization Code : 13 001 0100000
Fund Cluster : 01 - Regular Agency Fund

Classification/Sources of Revenue and Other Receipts	UACS CODE	REVENUE TARGET (Annual) per BESF	Actual Revenue and Other Receipts Collections					Cumulative Remittance/Deposits to Date			Variance		Remarks
			1st Quarter Ending March 31	2nd Quarter Ending June 30	3rd Quarter Ending Sept. 30	4th Quarter Ending Dec. 31	Total	Remittance to Btr	Deposited with AGDB	TOTAL	Amount	%	
1	2	3	4	5	6	7	8= (6+(-)7+8+9)	9	10	11= (9+10)	12= (8-3)	13= (12/3)	14
Deposits on Letter of Credit	1990301000	0.00	75,276,865.91	0.00	0.00	0.00	75,276,865.91	75,276,865.91	0.00	75,276,865.91	75,276,865.91	0 %	
Government Equity	3010101000	0.00	720,000.00	0.00	0.00	0.00	720,000.00	720,000.00	0.00	720,000.00	720,000.00	0 %	
Non-Cash Receipts		0.00	176,007.44	558,348.42	628,232.96	0.00	1,362,588.82	0.00	0.00	0.00	1,362,588.82	0 %	
Collections effected through outright deductions from claims		0.00	176,007.44	558,348.42	628,232.96	0.00	1,362,588.82	0.00	0.00	0.00	1,362,588.82	0 %	
Receivables - Disallowances/Charges	1030501000	0.00	176,007.44	558,348.42	628,232.96	0.00	1,362,588.82	0.00	0.00	0.00	1,362,588.82	0 %	
TOTAL		97,182,000.00	96,996,179.50	9,437,675.66	46,065,580.22	0.00	152,499,435.38	124,235,657.50	4,058,095.25	128,293,752.75	55,317,435.38	57 %	

Certified Correct:

FILIPINA V. VELASQUEZ, CPA, MM
OIC, Accounting Division
Date: 18-19-20

Recommending Approval:

ROWENA C. LORA, CPA, MM
OIC- Director IV, Financial and Management Service
Date:

Approved By:

ROGER P. TONGAN, DMPA, MAN, RN
Undersecretary of Health, Administration and Financial Management Team
Date: 18-19-20

QUARTERLY REPORT OF REVENUE AND OTHER RECEIPTS
As at the Quarter Ending September 30, 2020

Department : Department of Health (DOH)
Agency : Office of the Secretary
Operating Unit : Central Office
Organization Code : 13 001 0100000
Fund Cluster : 02 - Foreign Assisted Projects Fund

Classification/Sources of Revenue and Other Receipts	UACS CODE	REVENUE TARGET (Annual) per BESF	Actual Revenue and Other Receipts Collections					Cumulative Remittance/Deposits to Date			Variance		Remarks
			1st Quarter Ending March 31	2nd Quarter Ending June 30	3rd Quarter Ending Sept. 30	4th Quarter Ending Dec. 31	Total	Remittance to BTR	Deposited with AGDB	TOTAL	Amount	%	
1	2	3	4	5	6	7	8=(6+7)+8+9	9	10	11=(9+10)	12=(8-3)	13=(12/3)	14
Foreign Assisted Projects Fund		0.00	32,983.90	32,978.04	20,100.05	0.00	86,061.99	0.00	86,061.99	86,061.99	86,061.99	0 %	
Revenue Collections		0.00	32,983.90	32,978.04	20,100.05	0.00	86,061.99	0.00	86,061.99	86,061.99	86,061.99	0 %	
Cash Revenue		0.00	32,983.90	32,978.04	20,100.05	0.00	86,061.99	0.00	86,061.99	86,061.99	86,061.99	0 %	
Non-Tax		0.00	32,983.90	32,978.04	20,100.05	0.00	86,061.99	0.00	86,061.99	86,061.99	86,061.99	0 %	
Others	4020221099	0.00	32,983.90	32,978.04	20,100.05	0.00	86,061.99	0.00	86,061.99	86,061.99	86,061.99	0 %	
TOTAL		0.00	32,983.90	32,978.04	20,100.05	0.00	86,061.99	0.00	86,061.99	86,061.99	86,061.99	0 %	

Certified Correct:
FILIPINA V. VELASQUEZ, CPA, MM
OIC, Accounting Division
Date: *Jan 10 1990*

Recommending Approval:
ROWENA C. LORA, CPA, MM
OIC- Director IV, Financial and Management Service
Date:

Approved By:
ROGER P. TONG-AN, DMPA, MAN, RN
Undersecretary of Health, Administration and Financial Management Team
Date: *Jan 10 1990*

QUARTERLY REPORT OF REVENUE AND OTHER RECEIPTS
As at the Quarter Ending September 30, 2020

Department : Department of Health (DOH)
Agency : Office of the Secretary
Operating Unit : Central Office
Organization Code : 13 001 0100000
Fund Cluster : 07 - Trust Receipts

Classification/Sources of Revenue and Other Receipts	UACS CODE	REVENUE TARGET (Annual) per BESF	Actual Revenue and Other Receipts Collections					Cumulative Remittance/Deposits to Date			Variance		Remarks
			1st Quarter Ending March 31	2nd Quarter Ending June 30	3rd Quarter Ending Sept. 30	4th Quarter Ending Dec. 31	Total	Remittance to BTR	Deposited with AGDB	TOTAL	Amount	%	
1	2	3	4	5	6	7	8=(6+7)+8+9	9	10	11=(9+10)	12=(8-3)	13=(12/3)	14
Trust Receipts		0.00	2,513,332,395.73	12,459,850.14	23,606,823.07	0.00	2,549,399,068.94	44,374,727.30	2,504,986,341.64	2,549,361,068.94	2,549,399,068.94	0 %	
Other Trust Receipts Deposited with the National Treasury		0.00	13,269,346.70	12,459,127.50	18,684,253.10	0.00	44,412,727.30	44,374,727.30	0.00	44,374,727.30	44,412,727.30	0 %	
Quaranty Deposits Payable (Performance Bond)		0.00	13,269,346.70	12,459,127.50	18,379,253.10	0.00	44,107,727.30	44,089,727.30	0.00	44,089,727.30	44,107,727.30	0 %	
Due to NGAs		0.00	0.00	0.00	305,000.00	0.00	305,000.00	305,000.00	0.00	305,000.00	305,000.00	0 %	Difference of total amounts between column nos. 8&11 is due to cash on collecting officer
Trust Receipts Deposited with Authorized Government Depository Banks (AGDB)		0.00	2,500,063,049.03	722.64	4,922,569.97	0.00	2,504,986,341.64	0.00	2,504,986,341.64	2,504,986,341.64	2,504,986,341.64	0 %	
Due to NGAs		0.00	2,500,000,000.00	0.00	0.00	0.00	2,500,000,000.00	0.00	2,500,000,000.00	2,500,000,000.00	2,500,000,000.00	0 %	
Interest Income on NG Deposits		0.00	62,273.68	82.88	0.00	0.00	62,356.56	0.00	62,356.56	62,356.56	62,356.56	0 %	
Interest Income - Others		0.00	775.35	639.76	1,116.05	0.00	2,531.16	0.00	2,531.16	2,531.16	2,531.16	0 %	
Income from Grants and Donations in Cash		0.00	0.00	0.00	4,921,453.92	0.00	4,921,453.92	0.00	4,921,453.92	4,921,453.92	4,921,453.92	0 %	
TOTAL		0.00	2,513,332,395.73	12,459,850.14	23,606,823.07	0.00	2,549,399,068.94	44,374,727.30	2,504,986,341.64	2,549,361,068.94	2,549,399,068.94	0 %	

Certified Correct:

Fu
FILIPINO V. VELASQUEZ, CPA, MM

OIC, Accounting Division

Date: *10/9/20*

Recommending Approval:

Rowena C. Lora
ROWENA C. LORA, CPA, MM

OIC-Director IV, Financial and Management Service

Date:

Approved By:

Roger P. Tong-an
ROGER P. TONG-AN, DMPA, MAN, RN

Undersecretary of Health, Administration and Financial Management Team

Date: