

STATEMENT OF APPROPRIATIONS, ALLOTMENTS, OBLIGATIONS, DISBURSEMENTS AND BALANCES

As of the Quarter Ending December 31, 2020

Department: Department of Health (DOH)

Agency: Office of the Secretary

Operating Unit: Central Office

Organization Code (UACS): 130010000000

Fund Cluster: 01 - Regular Agency Fund, 04 - Special Accounts/ Foreign Assisted

Current Year Appropriations

Supplemental Appropriations

Continuing Appropriations

PROGRAM/ACTIVITY/PROJECT	UACS CODE	APPROPRIATION				ALLOTMENTS					OBLIGATION-REGULAR				
		Authorized Appropriation	Adjustments (Transfer To/From Realignment)	Within Dept.	Adjusted Appropriations	Allotments Received	Adjustments (Withdrawal, Realignment)	(Transfer to)	Transfer from	Adjusted Total Allotments	1st Qtr ending March 31	2nd Qtr ending June 30	3rd Qtr ending Sept. 30	4th Qtr ending Dec. 31	TOTAL (REGULAR FUND)
			SARO's Releases for APB and HFEP												
I. NEW APPROPRIATION (CURRENT)															
A. PROGRAMS															
I. GENERAL ADMINISTRATION AND SUPPORT															
General Management and Supervision		628,141,000.00	-	(9,243,100.00)	618,897,900.00	628,141,000.00	-	(9,243,100.00)	-	618,897,900.00	148,884,729.61	207,964,713.67	146,278,097.49	114,752,373.68	618,897,914.45
Personnel Services		325,133,000.00		-	325,133,000.00	325,133,000.00	-	-		325,133,000.00	70,824,836.75	104,017,443.61	93,547,513.51	56,743,173.37	325,132,967.24
Maintenance & Other Operating Expenses		303,008,000.00		(9,243,100.00)	293,764,900.00	303,008,000.00	-	(9,243,100.00)		293,764,900.00	79,039,892.86	103,977,270.06	52,728,583.98	58,009,200.31	293,754,947.21
Capital Outlays				-	-	-	-	-		-	-	-	-	-	-
				-	-					-	-	-	-	-	-
Administration of Personnel Benefits		1,466,325,000.00	-	(1,350,458,065.22)	115,866,934.78	1,466,325,000.00	-	(1,350,458,065.22)	-	115,866,934.78	1,942,943.59	10,732,700.84	92,990,959.17	6,350,086.19	112,016,689.79
Personnel Services		1,466,325,000.00		(1,350,458,065.22)	115,866,934.78	1,466,325,000.00	-	(1,350,458,065.22)		115,866,934.78	1,942,943.59	10,732,700.84	92,990,959.17	6,350,086.19	112,016,689.79
Maintenance & Other Operating Expenses				-	-	-	-	-		-	-	-	-	-	-
Capital Outlays				-	-	-	-	-		-	-	-	-	-	-
TOTAL, GASS		2,094,466,000.00	-	(1,350,701,165.22)	734,764,834.78	2,094,466,000.00	-	(1,350,701,165.22)	-	734,764,834.78	151,807,673.20	218,727,414.51	239,267,056.66	121,102,459.87	730,904,604.24
				-	-					-	-	-	-	-	-
II. SUPPORT TO OPERATIONS															
Health Information Technology		1,242,673,000.00	-	(440,413,145.58)	802,259,854.42	1,242,673,000.00	(13,430,313.40)	(426,982,832.18)	-	802,259,854.42	36,567,998.40	96,619,727.68	54,249,278.16	438,286,149.37	625,723,153.61
Personnel Services		6,294,000.00		9,633,086.60	15,927,086.60	6,294,000.00	9,633,086.60	-		15,927,086.60	5,061,556.45	1,225,355.14	100.00	6,337,347.37	12,624,358.96
Maintenance & Other Operating Expenses		426,401,000.00		(253,603,107.54)	167,792,892.46	426,401,000.00	(23,063,400.00)	(235,544,707.54)		167,792,892.46	21,906,441.95	28,442,677.76	36,363,507.16	61,495,621.71	148,208,248.58
Capital Outlays		809,978,000.00		(191,438,124.64)	618,539,875.36	809,978,000.00	-	(191,438,124.64)		618,539,875.36	9,600,000.00	66,951,694.78	17,885,671.00	370,453,180.29	464,890,546.07
				-	-					-	-	-	-	-	-
Operations of Regional Offices		-	-	-	-	-	-	-		-	-	-	-	-	-
Personnel Services				-	-					-	-	-	-	-	-
Maintenance & Other Operating Expenses				-	-					-	-	-	-	-	-
Capital Outlays				-	-					-	-	-	-	-	-
				-	-					-	-	-	-	-	-
TOTAL, STO		1,242,673,000.00	-	(440,413,145.58)	802,259,854.42	1,242,673,000.00	(13,430,313.40)	(426,982,832.18)	-	802,259,854.42	36,567,998.40	96,619,727.68	54,249,278.16	438,286,149.37	625,723,153.61
				-	-					-	-	-	-	-	-
III. OPERATIONS															
PREXC OO : ACCESS TO PROMOTIVE AND PREVENTIVE HEALTH CARE SERVICES IMPROVED															
HEALTH POLICY AND STANDARDS DEVELOPMENT PROGRAM															
International Health Policy Development and Cooperation		40,572,000.00	-	(4,431,200.00)	36,140,800.00	40,572,000.00	-	(4,431,200.00)	-	36,140,800.00	6,825,463.47	6,004,304.89	6,904,850.30	12,391,619.32	34,168,248.58
Personnel Services		22,744,000.00		-	22,744,000.00	22,744,000.00	-	-		22,744,000.00	5,114,942.99	6,884,067.57	4,890,105.80	4,892,710.50	21,781,826.86
Maintenance & Other Operating Expenses		17,828,000.00		(4,431,200.00)	13,396,800.00	17,828,000.00	-	(4,431,200.00)		13,396,800.00	1,710,520.48	1,180,237.42	2,014,754.50	7,498,909.32	12,404,421.72
Capital Outlays				-	-	-	-	-		-	-	-	-	-	-
				-	-					-	-	-	-	-	-
Health Sector Policy and Plan Development		51,050,000.00	-	(5,000,000.00)	46,050,000.00	51,050,000.00	-	(5,000,000.00)	-	46,050,000.00	9,350,732.35	11,349,541.35	11,127,391.47	8,561,308.22	40,389,363.39
Personnel Services		27,868,000.00		1,700.00	27,869,700.00	27,868,000.00	1,700.00	-		27,869,700.00	7,454,881.72	9,533,624.45	7,113,538.83	2,868,890.47	26,970,935.47
Maintenance & Other Operating Expenses		23,212,000.00		(5,001,700.00)	18,210,300.00	23,212,000.00	(1,700.00)	(5,000,000.00)		18,210,300.00	1,895,850.63	1,816,316.90	4,013,842.64	5,692,417.75	13,418,427.92
Capital Outlays		-		-	-	-	-	-		-	-	-	-	-	-
				-	-					-	-	-	-	-	-
Health Sector Research Development		184,809,000.00	-	(64,482,153.12)	120,326,846.88	184,809,000.00	-	(64,482,153.12)	-	120,326,846.88	77,750.00	-	3,768,221.61	81,536,359.19	65,382,330.80
Personnel Services		53,702,000.00		-	53,702,000.00	53,702,000.00	-	-		53,702,000.00	-	-	-	52,795,072.17	52,795,072.17
Maintenance & Other Operating Expenses		131,106,000.00		(64,482,153.12)	66,623,846.88	131,106,000.00	-	(64,482,153.12)		66,623,846.88	77,750.00	-	3,768,221.61	8,741,287.02	12,587,258.63
Capital Outlays		-		-	-	-	-	-		-	-	-	-	-	-
				-	-					-	-	-	-	-	-
HEALTH SYSTEMS STRENGTHENING PROGRAM															
SERVICE DELIVERY SUB-PROGRAM															

PROGRAM/ACTIVITY/PROJECT	UACS CODE	APPROPRIATION				ALLOTMENTS					OBLIGATION-REGULAR				
		Authorized Appropriation	Adjustments (Transfer To/From Realignment)	Within Dept.	Adjusted Appropriations	Allotments Received	Adjustments (Withdrawal, Realignment)	(Transfer to)	Transfer from	Adjusted Total Allotments	1st Qtr ending March 31	2nd Qtr ending June 30	3rd Qtr ending Sept. 30	4th Qtr ending Dec. 31	TOTAL (REGULAR FUND)
			SARO's Releases for APB and HFEP												
Health Facility Policy and Plan Development		170,170,000.00	-	(107,130,749.06)	69,045,250.94	170,170,000.00	-	(107,130,749.06)	-	69,045,250.94	12,834,145.44	13,625,314.51	21,807,642.70	20,484,458.08	68,960,970.73
Personnel Services		30,652,000.00		646,890.82	31,298,890.82	30,652,000.00	646,890.82	-		31,298,890.82	6,566,216.04	9,072,621.71	7,270,401.22	8,350,227.52	31,259,466.49
Maintenance & Other Operating Expenses		145,524,000.00		(107,777,630.88)	37,746,360.12	145,524,000.00	(646,890.82)	(107,130,749.06)		37,746,360.12	6,267,929.40	4,752,692.80	14,536,641.48	12,144,240.56	37,701,504.24
Capital Outlays		-		-	-	-	-	-		-	-	-	-	-	-
				-	-					-	-	-	-	-	-
Health Facilities Enhancement Program		6,354,381,000.00	-	(7,868,286,282.00)	619,084,732.00	6,350,653,950.00	-	(7,868,286,282.00)	-	423,757,688.00	2,622,891.92	252,570,688.72	2,853,022.39	84,366,929.01	342,445,512.04
Personnel Services				-	-	-	-	-		-	-	-	-	-	-
Maintenance & Other Operating Expenses		32,771,000.00		(15,963,312.00)	16,807,688.00	32,771,000.00	-	(15,963,312.00)		16,807,688.00	2,628,891.92	2,579,668.72	2,853,022.39	7,436,929.01	15,498,512.04
Capital Outlays		8,351,610,000.00		(7,849,332,950.00)	502,277,050.00	8,256,282,950.00	-	(7,849,332,950.00)		406,950,000.00	-	250,000,000.00	-	76,950,000.00	326,950,000.00
				-	-					-	-	-	-	-	-
Local Health Systems Development and Assistance		74,824,000.00	-	(47,243,220.64)	27,580,779.36	74,824,000.00	-	(47,243,220.64)	-	27,580,779.36	5,779,542.82	18,340,488.94	1,279,775.14	2,003,843.35	27,403,648.05
Personnel Services		7,092,000.00		2,200.00	7,094,200.00	7,092,000.00	2,200.00	-		7,094,200.00	4,402,482.04	2,526,911.74	162,062.26	2,200.00	7,093,656.04
Maintenance & Other Operating Expenses		67,732,000.00		(47,245,420.64)	20,486,579.36	67,732,000.00	(2,200.00)	(47,243,220.64)		20,486,579.36	1,377,060.58	15,813,575.20	1,117,712.88	2,001,643.35	20,309,992.01
Capital Outlays		-		-	-	-	-	-		-	-	-	-	-	-
				-	-					-	-	-	-	-	-
Pharmaceutical Management		102,017,000.00	-	(73,964,812.16)	28,052,187.84	99,017,000.00	-	(73,964,812.16)	-	25,052,187.84	2,321,552.90	2,528,993.97	3,941,249.88	10,554,476.81	19,546,276.56
Personnel Services				154,858.92	154,858.92	-	154,858.92	-		154,858.92	-	-	-	154,858.92	154,858.92
Maintenance & Other Operating Expenses		102,017,000.00		(74,119,071.08)	27,897,328.92	99,017,000.00	(154,858.92)	(73,964,812.16)		24,897,328.92	2,321,552.90	2,528,993.97	3,941,249.88	10,399,619.89	19,191,416.64
Capital Outlays				-	-	-	-	-		-	-	-	-	-	-
				-	-					-	-	-	-	-	-
HEALTH HUMAN RESOURCE SUB-PROGRAM				-	-										
Human Resource for Health (HRH) Deployment		9,953,532,000.00	-	(9,112,755,924.39)	840,776,075.11	9,953,532,000.00	-	(9,112,755,924.39)	-	840,776,075.11	610,853,278.63	48,189,844.84	26,538,853.56	20,953,690.08	704,505,666.09
Personnel Services		7,500,000,000.00		(6,990,002,476.39)	509,997,523.61	7,500,000,000.00	-	(6,990,002,476.39)		509,997,523.61	479,110,066.63	19,773,224.84	8,945,004.75	1,644,227.87	509,472,524.09
Maintenance & Other Operating Expenses		2,453,532,000.00		(2,122,753,448.50)	330,778,551.50	2,453,532,000.00	-	(2,122,753,448.50)		330,778,551.50	131,743,210.00	26,386,720.00	17,593,848.81	19,309,362.19	195,033,141.00
Capital Outlays		-		-	-	-	-	-		-	-	-	-	-	-
				-	-					-	-	-	-	-	-
Human Resources for Health (HRH) and Institutional Capacity Management		105,012,000.00	-	(29,760,000.00)	75,252,000.00	105,012,000.00	-	(29,760,000.00)	-	75,252,000.00	10,582,947.83	11,413,267.21	17,454,901.06	35,468,408.72	74,912,624.82
Personnel Services		39,588,000.00		-	39,588,000.00	39,588,000.00	-	-		39,588,000.00	5,701,302.55	7,127,342.47	5,346,369.59	21,299,644.89	39,474,659.50
Maintenance & Other Operating Expenses		65,424,000.00		(29,760,000.00)	35,664,000.00	65,424,000.00	-	(29,760,000.00)		35,664,000.00	4,861,645.28	4,310,924.74	12,108,531.47	14,156,763.83	35,437,865.32
Capital Outlays				-	-	-	-	-		-	-	-	-	-	-
				-	-					-	-	-	-	-	-
HEALTH PROMOTION SUB-PROGRAM				-	-										
Health Promotion		222,399,000.00	-	(15,433,712.89)	206,965,287.11	222,399,000.00	-	(15,433,712.89)	-	206,965,287.11	6,476,329.97	43,464,928.98	65,018,453.52	73,790,307.65	188,718,417.52
Personnel Services		26,115,000.00		-	26,115,000.00	26,115,000.00	-	-		26,115,000.00	3,640,842.83	4,827,964.70	3,576,938.50	12,207,833.37	24,253,579.40
Maintenance & Other Operating Expenses		196,284,000.00		(15,433,712.89)	180,850,287.11	196,284,000.00	-	(15,433,712.89)		180,850,287.11	2,835,487.14	38,636,361.68	61,441,515.02	61,552,474.28	164,465,838.12
Capital Outlays		-		-	-	-	-	-		-	-	-	-	-	-
				-	-					-	-	-	-	-	-
PUBLIC HEALTH PROGRAM				-	-										
PUBLIC HEALTH MANAGEMENT SUB-PROGRAM				-	-										
Public Health Management		1,322,034,000.00	-	(500,753,754.70)	821,330,245.30	1,322,034,000.00	-	(500,753,754.70)	-	821,330,245.30	276,922,551.21	(23,593,657.10)	45,790,428.01	179,665,229.41	478,781,248.53
Personnel Services		376,000.00		-	376,000.00	376,000.00	-	-		376,000.00	18,440.34	326,118.92	30,804.02	-	375,363.28
Maintenance & Other Operating Expenses		1,321,708,000.00		(500,753,754.70)	820,954,245.30	1,321,708,000.00	-	(500,753,754.70)		820,954,245.30	276,911,110.87	(23,920,076.02)	45,749,621.99	179,665,229.41	478,405,886.25
Capital Outlays		-		-	-	-	-	-		-	-	-	-	-	-
				-	-					-	-	-	-	-	-
Operation of PNAC Secretariat		14,358,000.00	-	(6,408,340.00)	7,949,660.00	14,358,000.00	-	(6,408,340.00)	-	7,949,660.00	1,628,629.62	2,134,149.90	1,846,057.62	2,033,537.18	7,842,673.62
Personnel Services		4,624,000.00		-	4,624,000.00	4,624,000.00	-	-		4,624,000.00	1,057,304.80	1,429,534.67	1,055,491.34	1,062,083.11	4,604,413.92
Maintenance & Other Operating Expenses		9,734,000.00		(6,408,340.00)	3,325,660.00	9,734,000.00	-	(6,408,340.00)		3,325,660.00	771,624.72	704,614.63	790,566.18	971,454.07	3,238,259.60
Capital Outlays		-		-	-	-	-	-		-	-	-	-	-	-
				-	-					-	-	-	-	-	-
Complementary Feeding Program		62,000,000.00	-	-	62,000,000.00	62,000,000.00	-	-	-	62,000,000.00	-	-	-	62,000,000.00	62,000,000.00
Personnel Services				-	-	-	-	-		-	-	-	-	-	-
Maintenance & Other Operating Expenses		62,000,000.00		-	62,000,000.00	62,000,000.00	-	-		62,000,000.00	-	-	-	62,000,000.00	62,000,000.00
Capital Outlays				-	-	-	-	-		-	-	-	-	-	-
				-	-					-	-	-	-	-	-
ENVIRONMENTAL AND OCCUPATIONAL HEALTH SUB-PROGRAM				-	-										
Environmental and Occupational Health		2,025,000.00	(350,000,000.00)	(2,825,000.00)	-	2,025,000.00	-	(2,825,000.00)	-	-	-	-	-	-	-
Personnel Services				-	-	-	-	-		-	-	-	-	-	-



PROGRAM/ACTIVITY/PROJECT	UACS CODE	APPROPRIATION				ALLOTMENTS					OBLIGATION-REGULAR				
		Authorized Appropriation	Adjustments (Transfer To/From Realignment)	Within Dept.	Adjusted Appropriations	Allotments Received	Adjustments (Withdrawal, Realignment)	(Transfer to)	Transfer from	Adjusted Total Allotments	1st Qtr ending March 31	2nd Qtr ending June 30	3rd Qtr ending Sept. 30	4th Qtr ending Dec. 31	TOTAL (REGULAR FUND)
			SARO's Releases for APB and HFEP												
Maintenance & Other Operating Expenses		2,025,000.00		(2,025,000.00)	-	2,025,000.00	-	(2,025,000.00)		-	-	-	-	-	-
Capital Outlays		350,000,000.00	(350,000,000.00)	-	-	-	-	-		-	-	-	-	-	-
				-	-	-	-	-		-	-	-	-	-	-
NATIONAL IMMUNIZATION SUB-PROGRAM				-	-	-	-	-		-	-	-	-	-	-
National Immunization		7,543,001,000.00	-	(222,055,662.00)	7,260,945,338.00	7,543,001,000.00	-	(222,055,662.00)	-	7,260,945,338.00	150,000,000.00	2,735,587,347.82	114,075,684.44	69,590,987.00	3,069,254,019.26
Personnel Services				-	-	-	-	-		-	-	-	-	-	-
Maintenance & Other Operating Expenses		7,543,001,000.00		(222,055,662.00)	7,260,945,338.00	7,543,001,000.00	-	(222,055,662.00)		7,260,945,338.00	150,000,000.00	2,735,587,347.82	114,075,684.44	69,590,987.00	3,069,254,019.26
Capital Outlays				-	-	-	-	-		-	-	-	-	-	-
				-	-	-	-	-		-	-	-	-	-	-
FAMILY HEALTH SUB-PROGRAM				-	-	-	-	-		-	-	-	-	-	-
Family Health Nutrition and Responsible Parenting		2,033,916,000.00	-	(613,260,900.00)	1,420,655,100.00	2,033,916,000.00	-	(613,260,900.00)	-	1,420,655,100.00	69,404,000.00	142,270,180.00	440,421,505.50	458,453,497.28	1,110,549,182.78
Personnel Services				-	-	-	-	-		-	-	-	-	-	-
Maintenance & Other Operating Expenses		2,033,916,000.00		(613,260,900.00)	1,420,655,100.00	2,033,916,000.00	-	(613,260,900.00)		1,420,655,100.00	69,404,000.00	142,270,180.00	440,421,505.50	458,453,497.28	1,110,549,182.78
Capital Outlays				-	-	-	-	-		-	-	-	-	-	-
				-	-	-	-	-		-	-	-	-	-	-
ELIMINATION OF INFECTIOUS DISEASES PROGRAM				-	-	-	-	-		-	-	-	-	-	-
Elimination of Disease such as Measles, Schistosomiasis, Leprosy and Filariasis		324,465,000.00	-	(29,523,800.00)	294,941,200.00	324,465,000.00	-	(29,523,800.00)	-	294,941,200.00	4,159,500.00	188,674,091.00	6,294,554.30	86,779,140.00	285,907,285.30
Personnel Services				-	-	-	-	-		-	-	-	-	-	-
Maintenance & Other Operating Expenses		324,465,000.00		(29,523,800.00)	294,941,200.00	324,465,000.00	-	(29,523,800.00)		294,941,200.00	4,159,500.00	188,674,091.00	6,294,554.30	86,779,140.00	285,907,285.30
Capital Outlays				-	-	-	-	-		-	-	-	-	-	-
				-	-	-	-	-		-	-	-	-	-	-
Rabies Control		500,366,000.00	-	-	500,366,000.00	500,366,000.00	-	-	-	500,366,000.00	40,248,160.00	25,751,840.00	414,262,408.50	-	480,262,408.50
Personnel Services				-	-	-	-	-		-	-	-	-	-	-
Maintenance & Other Operating Expenses		500,366,000.00		-	500,366,000.00	500,366,000.00	-	-		500,366,000.00	40,248,160.00	25,751,840.00	414,262,408.50	-	480,262,408.50
Capital Outlays				-	-	-	-	-		-	-	-	-	-	-
				-	-	-	-	-		-	-	-	-	-	-
PREVENTION AND CONTROL OF INFECTIOUS DISEASES SUB-PROGRAM				-	-	-	-	-		-	-	-	-	-	-
Prevention and Control of Other Infectious Diseases		1,058,345,000.00	-	(88,443,480.00)	969,901,520.00	1,058,345,000.00	-	(88,443,480.00)	-	969,901,520.00	1,859,449.00	759,196,812.98	90,122,586.00	31,313,866.00	882,492,713.98
Personnel Services				-	-	-	-	-		-	-	-	-	-	-
Maintenance & Other Operating Expenses		1,058,345,000.00		(88,443,480.00)	969,901,520.00	1,058,345,000.00	-	(88,443,480.00)		969,901,520.00	1,859,449.00	759,196,812.98	90,122,586.00	31,313,866.00	882,492,713.98
Capital Outlays				-	-	-	-	-		-	-	-	-	-	-
				-	-	-	-	-		-	-	-	-	-	-
TE Control		548,944,000.00	-	-	548,944,000.00	548,944,000.00	-	-	-	548,944,000.00	94,728,681.60	399,213,729.60	-	29,184,000.00	523,126,411.20
Personnel Services				-	-	-	-	-		-	-	-	-	-	-
Maintenance & Other Operating Expenses		528,944,000.00		-	528,944,000.00	528,944,000.00	-	-		528,944,000.00	94,728,681.60	399,213,729.60	-	29,184,000.00	523,126,411.20
Capital Outlays		420,000,000.00		-	420,000,000.00	420,000,000.00	-	-		420,000,000.00	-	418,003,500.00	-	-	418,003,500.00
				-	-	-	-	-		-	-	-	-	-	-
Assistance to Philippine Tuberculosis		13,800,000.00	-	-	13,800,000.00	13,800,000.00	-	-	-	13,800,000.00	-	-	-	13,800,000.00	13,800,000.00
Personnel Services				-	-	-	-	-		-	-	-	-	-	-
Maintenance & Other Operating Expenses		13,800,000.00		-	13,800,000.00	13,800,000.00	-	-		13,800,000.00	-	-	-	13,800,000.00	13,800,000.00
Capital Outlays				-	-	-	-	-		-	-	-	-	-	-
				-	-	-	-	-		-	-	-	-	-	-
NON COMMUNICABLE DISEASES SUB-PROGRAM				-	-	-	-	-		-	-	-	-	-	-
Prevention and Control of Non-Communicable Diseases		509,063,000.00	-	-	509,063,000.00	509,063,000.00	-	-	-	509,063,000.00	85,053,158.40	318,904,340.34	97,652,524.17	7,216,309.88	508,826,332.79
Personnel Services				-	-	-	-	-		-	-	-	-	-	-
Maintenance & Other Operating Expenses		509,063,000.00		-	509,063,000.00	509,063,000.00	-	-		509,063,000.00	85,053,158.40	318,904,340.34	97,652,524.17	7,216,309.88	508,826,332.79
Capital Outlays				-	-	-	-	-		-	-	-	-	-	-
				-	-	-	-	-		-	-	-	-	-	-
EPIDEMIOLOGY AND SURVEILLANCE PROGRAM				-	-	-	-	-		-	-	-	-	-	-
Epidemiology and Surveillance		115,501,000.00	-	(68,316,098.20)	47,184,901.80	115,501,000.00	-	(68,316,098.20)	-	47,184,901.80	10,356,387.28	11,047,988.33	9,315,215.54	15,223,420.79	45,943,032.84
Personnel Services		14,418,000.00		-	14,418,000.00	14,418,000.00	-	-		14,418,000.00	4,998,039.00	6,563,095.05	2,476,456.61	308,968.33	14,346,558.99
Maintenance & Other Operating Expenses		101,083,000.00		(68,316,098.20)	32,766,901.80	101,083,000.00	-	(68,316,098.20)		32,766,901.80	5,358,358.28	4,484,904.28	6,838,758.93	14,914,452.46	31,596,473.95
Capital Outlays		-		-	-	-	-	-		-	-	-	-	-	-
				-	-	-	-	-		-	-	-	-	-	-
HEALTH EMERGENCY MANAGEMENT PROGRAM				-	-	-	-	-		-	-	-	-	-	-
Health Emergency Preparedness and Response		167,364,000.00	-	(65,490,000.00)	111,874,000.00	167,364,000.00	-	(65,490,000.00)	-	111,874,000.00	7,868,314.72	18,762,290.10	67,303,808.37	9,232,585.78	193,784,592.97
Personnel Services		7,820,000.00		465,120.00	8,285,120.00	7,820,000.00	465,120.00	-		8,285,120.00	5,428,965.55	2,081,424.21	170,090.83	603,218.46	8,283,699.05

PROGRAM/ACTIVITY/PROJECT	UACS CODE	APPROPRIATION				ALLOTMENTS					OBLIGATION-REGULAR				
		Authorized Appropriation	Adjustments (Transfer To/From Realignment)	Within Dept.	Adjusted Appropriations	Allotments Received	Adjustments (Withdrawal, Realignment)	(Transfer to)	Transfer from	Adjusted Total Allotments	1st Qtr ending March 31	2nd Qtr ending June 30	3rd Qtr ending Sept. 30	4th Qtr ending Dec. 31	TOTAL (REGULAR FUND)
			SARO's Releases for APB and HFEP												
Maintenance & Other Operating Expenses		159,544,000.00		(55,955,120.00)	103,588,880.00	159,544,000.00	(465,120.00)	(55,490,000.00)		103,588,880.00	2,457,349.17	16,680,865.89	67,733,717.54	8,629,368.32	95,501,300.92
Capital Outlays		-		-	-	-	-	-		-	-	-	-	-	-
				-	-					-	-	-	-	-	-
Quick Response Fund		600,000,000.00	-	(133,371,130.60)	266,628,869.40	600,000,000.00	-	(133,371,130.60)	-	266,628,869.40	71,536,000.00	100,040,500.00	9,098,203.20	33,262,558.62	213,943,231.82
Personnel Services				-	-	-	-	-		-	-	-	-	-	-
Maintenance & Other Operating Expenses		300,000,000.00		(166,164,174.00)	133,835,826.00	300,000,000.00	-	(166,164,174.00)		133,835,826.00	71,536,000.00	51,796,500.00	547,150.00	747,823.34	124,627,473.34
Capital Outlays		300,000,000.00		(170,206,956.60)	129,793,043.40	300,000,000.00	-	(170,206,956.60)		129,793,043.40	-	48,250,000.00	8,551,053.20	32,514,735.28	89,315,788.48
				-	-					-	-	-	-	-	-
SUB-TOTAL, 00 : ACCESS TO PROMOTIVE AND PREVENTIVE HEALTH		34,860,033,000.00	(350,000,000.00)	(19,308,146,200.26)	15,201,886,799.74	34,411,705,950.00	-	(19,308,146,200.26)	-	15,103,559,749.74	1,481,700,774.86	5,503,750,072.28	1,457,466,735.18	1,327,854,445.85	9,770,772,028.17
				-	-										
PREXC 00 : ACCESS TO CURATIVE AND REHABILITATIVE HEALTH CARE SERVICES IMPROVED															
HEALTH FACILITIES OPERATION PROGRAM				-	-										
CURATIVE HEALTH CARE SUB-PROGRAM				-	-										
Operation of Blood Centers and National Voluntary Blood Services Program		550,092,000.00	-	(46,320,554.04)	503,771,445.96	550,092,000.00	-	(46,320,554.04)	-	503,771,445.96	12,392,167.73	27,149,039.34	274,209,506.31	114,844,006.28	423,134,319.70
Personnel Services		7,260,000.00		(3,094,865.00)	10,354,865.00	7,260,000.00	3,094,865.00	-		10,354,865.00	666,568.65	863,989.55	640,921.99	7,040,796.97	9,212,277.16
Maintenance & Other Operating Expenses		542,822,000.00		(49,415,419.04)	493,406,580.96	542,822,000.00	(3,094,865.00)	(46,320,554.04)		493,406,580.96	11,725,599.14	26,284,649.79	274,168,584.32	107,803,209.29	419,982,042.54
Capital Outlays		-		-	-	-	-	-		-	-	-	-	-	-
				-	-					-	-	-	-	-	-
Operation of DOH Hospitals in Metro Manila (MM)		-		-	-	-	-	-	-	-	-	-	-	-	-
Personnel Services				-	-					-	-	-	-	-	-
Maintenance & Other Operating Expenses				-	-					-	-	-	-	-	-
Capital Outlays				-	-					-	-	-	-	-	-
				-	-					-	-	-	-	-	-
Operation of DOH Regional Hospitals and Other Health Facilities		-		-	-	-	-	-	-	-	-	-	-	-	-
Personnel Services				-	-					-	-	-	-	-	-
Maintenance & Other Operating Expenses				-	-					-	-	-	-	-	-
Capital Outlays				-	-					-	-	-	-	-	-
				-	-					-	-	-	-	-	-
Operation of National Reference Laboratories		10,825,000.00	-	(4,400,000.00)	6,425,000.00	10,825,000.00	-	(4,400,000.00)	-	6,425,000.00	-	-	6,425,000.00	-	6,425,000.00
Personnel Services				-	-	-	-	-		-	-	-	-	-	-
Maintenance & Other Operating Expenses		10,825,000.00		(4,400,000.00)	6,425,000.00	10,825,000.00	-	(4,400,000.00)		6,425,000.00	-	-	6,425,000.00	-	6,425,000.00
Capital Outlays				-	-	-	-	-		-	-	-	-	-	-
				-	-					-	-	-	-	-	-
REHABILITATIVE HEALTH CARE SUB-PROGRAM				-	-										
Operation of Dangerous Drug Abuse Treatment and Rehabilitation Centers		55,060,000.00	-	(35,400,000.00)	19,660,000.00	55,060,000.00	-	(35,400,000.00)	-	19,660,000.00	2,513,316.62	2,387,099.39	2,882,237.64	5,002,756.69	12,785,410.34
Personnel Services				-	-	-	-	-		-	-	-	-	-	-
Maintenance & Other Operating Expenses		51,731,000.00		(33,400,000.00)	16,331,000.00	51,731,000.00	-	(35,400,000.00)		16,331,000.00	2,513,316.62	2,387,099.39	2,882,237.64	5,002,756.69	12,785,410.34
Capital Outlays		3,329,000.00		-	3,329,000.00	3,329,000.00	-	-		3,329,000.00	-	-	-	-	-
SUB-TOTAL, 00 : ACCESS TO CURATIVE AND REHABILITATIVE HEALTH		615,967,000.00	-	(86,120,554.04)	529,846,445.96	615,967,000.00	-	(86,120,554.04)	-	529,846,445.96	14,905,484.41	29,535,738.73	284,116,743.95	119,846,762.95	448,404,730.04
				-	-										
PREXC 00 : ACCESS TO SAFE AND QUALITY HEALTH COMMODITIES, DEVICES AND FACILITIES ENSURED															
HEALTH REGULATORY PROGRAM				-	-										
HEALTH FACILITIES AND SERVICES REGULATION SUB-PROGRAM				-	-										
Regulations of Health Facilities and Services		75,669,000.00	-	(214,600.00)	75,454,400.00	75,669,000.00	-	(214,600.00)	-	75,454,400.00	14,222,547.52	10,968,597.74	14,436,439.28	35,462,592.00	74,110,166.59
Personnel Services		45,778,000.00		4,475,317.89	50,253,317.89	45,778,000.00	4,475,317.89	-		50,253,317.89	10,490,669.41	14,090,624.17	10,534,053.66	15,023,747.73	50,139,094.97
Maintenance & Other Operating Expenses		29,891,000.00		(4,639,317.89)	25,201,082.11	29,891,000.00	(4,475,317.89)	(214,600.00)		25,201,082.11	3,731,878.11	2,897,963.57	3,902,385.62	13,438,844.32	23,971,071.62
Capital Outlays		-		-	-	-	-	-		-	-	-	-	-	-
				-	-					-	-	-	-	-	-
Regulation of Regional Health Facilities and Services		-		-	-	-	-	-	-	-	-	-	-	-	-
Personnel Services				-	-					-	-	-	-	-	-
Maintenance & Other Operating Expenses				-	-					-	-	-	-	-	-
Capital Outlays				-	-					-	-	-	-	-	-
				-	-					-	-	-	-	-	-
CONSUMER HEALTH AND WELFARE SUB-PROGRAM				-	-										
Regulation of Health Products and Establishments		-		-	-	-	-	-	-	-	-	-	-	-	-
Personnel Services				-	-					-	-	-	-	-	-
Maintenance & Other Operating Expenses				-	-					-	-	-	-	-	-



PROGRAM/ACTIVITY/PROJECT	UACS CODE	APPROPRIATION				ALLOTMENTS					OBLIGATION-REGULAR				
		Authorized Appropriation	Adjustments (Transfer To/From Realignment)	Within Dept.	Adjusted Appropriations	Allotments Received	Adjustments (Withdrawal, Realignment)	(Transfer to)	Transfer from	Adjusted Total Allotments	1st Qtr ending March 31	2nd Qtr ending June 30	3rd Qtr ending Sept. 30	4th Qtr ending Dec. 31	TOTAL (REGULAR FUND)
			SARO's Releases for APB and HFEP												
Capital Outlays				-	-					-	-	-	-	-	-
				-											
ROUTINE QUARANTINE SERVICES SUB-PROGRAM				-											
Provision of Quarantine Services and International Health Surveillance				-	-		-	-	-	-	-	-	-	-	-
Personnel Services				-	-					-	-	-	-	-	-
Maintenance & Other Operating Expenses				-	-					-	-	-	-	-	-
Capital Outlays				-	-					-	-	-	-	-	-
SUB-TOTAL, 00: ACCESS TO SAFE AND QUALITY HEALTH COMMODITIES		75,669,000.00	-	(214,600.00)	75,454,400.00	75,669,000.00	-	(214,600.00)	-	75,454,400.00	14,222,547.52	16,988,587.74	14,436,439.28	28,462,592.05	74,110,166.59
				-	-					-	-	-	-	-	-
PREXC 00: ACCESS TO SOCIAL HEALTH PROTECTION ASSURED				-											
SOCIAL HEALTH PROTECTION PROGRAM				-											
PROJECTS				-											
LOCALLY - FUNDED PROJECTS		10,483,474,000.00	-	(6,326,493,373.67)	4,156,980,626.33	9,439,974,000.00	-	(6,326,493,373.67)	-	3,113,480,626.33	5,434,787.30	113,108,846.03	13,034,209.54	1,257,372,686.24	1,388,950,529.11
Assistance to indigent Patients either confined or out patient's in government		10,483,474,000.00	-	(6,326,493,373.67)	4,156,980,626.33	9,439,974,000.00	-	(6,326,493,373.67)	-	3,113,480,626.33	5,434,787.30	113,108,846.03	13,034,209.54	1,257,372,686.24	1,388,950,529.11
Personnel Services				-	-	-	-	-		-	-	-	-	-	-
Maintenance & Other Operating Expenses		10,483,474,000.00		(6,326,493,373.67)	4,156,980,626.33	9,439,974,000.00	-	(6,326,493,373.67)		3,113,480,626.33	5,434,787.30	113,108,846.03	13,034,209.54	1,257,372,686.24	1,388,950,529.11
Capital Outlays				-	-	-	-	-		-	-	-	-	-	-
				-	-					-	-	-	-	-	-
SUB-TOTAL, 00: ACCESS TO SOCIAL HEALTH PROTECTION ASSURED		10,483,474,000.00	-	(6,326,493,373.67)	4,156,980,626.33	9,439,974,000.00	-	(6,326,493,373.67)	-	3,113,480,626.33	5,434,787.30	113,108,846.03	13,034,209.54	1,257,372,686.24	1,388,950,529.11
TOTAL, OPERATIONS		46,035,143,000.00	(350,000,000.00)	(25,720,974,727.97)	19,964,168,272.03	44,543,315,950.00	-	(25,720,974,727.97)	-	18,822,341,222.03	1,516,263,594.09	5,663,383,244.78	1,769,054,127.95	2,733,536,487.09	11,682,237,453.91
TOTAL NEW APPROPRIATIONS		49,372,282,000.00	(350,000,000.00)	(27,521,089,038.77)	21,501,192,961.23	47,880,454,950.00	(13,430,313.40)	(27,507,658,725.37)	-	20,359,365,911.23	1,704,639,265.69	5,978,730,386.97	2,062,570,462.77	3,292,925,096.33	13,038,865,211.76
PS		9,585,789,000.00	-	(8,321,986,502.38)	1,263,802,497.62	9,585,789,000.00	18,474,039.23	(8,340,460,541.61)	-	1,263,802,497.62	612,480,059.34	201,076,043.64	238,750,812.08	197,685,087.24	1,249,992,002.30
MOOE		29,551,576,000.00	-	(10,988,124,505.15)	18,563,451,494.85	28,505,076,000.00	(31,904,352.63)	(10,956,220,152.52)	-	17,516,951,494.85	1,082,559,208.35	4,994,449,148.55	1,797,382,926.49	2,615,322,093.52	10,489,713,374.91
CO		10,234,917,000.00	(350,000,000.00)	(8,210,978,031.24)	1,673,938,968.76	9,789,589,950.00	-	(8,210,978,031.24)	-	1,578,611,918.76	9,600,000.00	783,205,194.78	26,436,724.20	479,917,915.57	1,299,159,834.55
				-	-										
II. AUTOMATIC APPROPRIATION															
Retirement and Life Insurance Premium	01104102	47,109,000.00	-	(34,913,808.00)	12,195,192.00	47,109,000.00	(34,913,808.00)	-	-	12,195,192.00	7,524,948.94	3,922,534.73	231,755.86	100.00	11,679,339.53
Personnel Services		47,109,000.00		(34,913,808.00)	12,195,192.00	47,109,000.00	(34,913,808.00)	-		12,195,192.00	7,524,948.94	3,922,534.73	231,755.86	100.00	11,679,339.53
Maintenance & Other Operating Expenses				-	-	-	-	-		-	-	-	-	-	-
Capital Outlays				-	-	-	-	-		-	-	-	-	-	-
				-	-					-	-	-	-	-	-
Custom and Duties and Taxes	01104105	-	-	109,651,008.00	109,651,008.00	-	109,651,008.00	-	-	109,651,008.00	-	70,727,505.00	-	38,923,503.00	109,651,008.00
Personnel Services				-	-	-	-	-		-	-	-	-	-	-
Maintenance & Other Operating Expenses				109,651,008.00	109,651,008.00	-	109,651,008.00	-		109,651,008.00	-	70,727,505.00	-	38,923,503.00	109,651,008.00
Capital Outlays				-	-	-	-	-		-	-	-	-	-	-
				-	-					-	-	-	-	-	-
Franchise Tax	03104347	29,420,000.00	-	-	29,420,000.00	-	-	-	-	-	-	-	-	-	-
Personnel Services				-	-	-	-	-		-	-	-	-	-	-
Maintenance & Other Operating Expenses		29,420,000.00		-	29,420,000.00	-	-	-		-	-	-	-	-	-
Capital Outlays				-	-	-	-	-		-	-	-	-	-	-
				-	-					-	-	-	-	-	-
Illegal Drug Users (JICA-CARE)	04104167	-	-	-	-	-	743,122,000.00	(743,122,000.00)	-	-	-	-	-	-	-
Personnel Services				-	-	-	-	-		-	-	-	-	-	-
Maintenance & Other Operating Expenses				-	-	-	-	-		-	-	-	-	-	-
Capital Outlays				-	-	-	743,122,000.00	(743,122,000.00)		-	-	-	-	-	-
				-	-					-	-	-	-	-	-
Health Sector Policy Support Program - Phase II EU (DOH)	04104159	-	-	-	-	-	-	-	-	-	-	-	-	-	-
Personnel Services				-	-	-				-	-	-	-	-	-
Maintenance & Other Operating Expenses				-	-	-				-	-	-	-	-	-
Capital Outlays				-	-	-				-	-	-	-	-	-
SUB-TOTAL, AUTOMATIC APPROPRIATION		76,529,000.00	-	74,737,200.00	151,266,200.00	47,109,000.00	817,859,200.00	(743,122,000.00)	-	121,846,200.00	7,524,948.94	74,650,039.73	231,755.86	38,923,603.00	121,330,347.53
PS		47,109,000.00	-	(34,913,808.00)	12,195,192.00	47,109,000.00	(34,913,808.00)	-	-	12,195,192.00	7,524,948.94	3,922,534.73	231,755.86	100.00	11,679,339.53
MOOE		29,420,000.00	-	109,651,008.00	139,071,008.00	-	109,651,008.00	-	-	109,651,008.00	-	70,727,505.00	-	38,923,503.00	109,651,008.00
CO		-	-	-	-	-	743,122,000.00	(743,122,000.00)	-	-	-	-	-	-	-
				-	-										
III. SPECIAL PURPOSE FUND															
Pension and Graduity Fund	01101407	-	-	-	-	-	-	-	-	-	-	-	-	-	-



PROGRAM/ACTIVITY/PROJECT	UACS CODE	APPROPRIATION				ALLOTMENTS					OBLIGATION-REGULAR				
		Authorized Appropriation	Adjustments (Transfer To/From Realignment)	Within Dept.	Adjusted Appropriations	Allotments Received	Adjustments (Withdrawal, Realignment)	(Transfer to)	Transfer from	Adjusted Total Allotments	1st Qtr ending March 31	2nd Qtr ending June 30	3rd Qtr ending Sept. 30	4th Qtr ending Dec. 31	TOTAL (REGULAR FUND)
			SARO's Releases for APB and HFEP												
Personnel Services				-	-	-	-	-		-	-	-	-	-	-
Maintenance & Other Operating Expenses				-	-	-	-	-		-	-	-	-	-	-
Capital Outlays				-	-	-	-	-		-	-	-	-	-	-
					-					-	-	-	-	-	-
Miscellaneous Personnel Benefits Fund	01101406	-	-	544,101,219.95	544,101,219.95	-	7,591,980,770.00	(7,047,879,550.05)	-	544,101,219.95	-	-	4,232,424.31	520,828,256.71	525,060,681.02
Personnel Services				542,316,056.95	542,316,056.95	-	7,589,718,477.00	(7,047,402,420.05)		542,316,056.95	-	-	4,232,424.31	519,043,093.71	523,275,518.02
Maintenance & Other Operating Expenses				1,785,163.00	1,785,163.00	-	2,262,293.00	(477,130.00)		1,785,163.00	-	-	-	1,785,163.00	1,785,163.00
Capital Outlays				-	-	-	-	-		-	-	-	-	-	-
					-					-	-	-	-	-	-
QRF BAYANAHIAN ACT	01105422	-	-	38,408,392,535.77	38,408,392,535.77	-	45,717,896,630.00	(7,309,504,094.23)	-	38,408,392,535.77	-	35,530,808,964.00	1,672,881,785.51	986,128,306.49	38,189,819,056.00
Personnel Services				-	-	-	-	-		-	-	-	-	-	-
Maintenance & Other Operating Expenses				35,638,421,535.77	35,638,421,535.77	-	41,224,124,470.00	(5,585,702,934.23)		35,638,421,535.77	-	33,907,784,964.00	1,380,404,785.51	135,019,506.49	35,423,209,256.00
Capital Outlays				2,769,971,000.00	2,769,971,000.00	-	4,493,772,160.00	(1,723,801,160.00)		2,769,971,000.00	-	1,623,024,000.00	292,477,000.00	851,108,800.00	2,766,609,800.00
					-					-	-	-	-	-	-
RA 11469 QRF -PCR	01101413	-	-	1,912,500,000.00	1,912,500,000.00	-	1,912,500,000.00	-	-	1,912,500,000.00	-	1,912,373,520.00	-	-	1,912,373,520.00
Personnel Services				-	-	-	-	-		-	-	-	-	-	-
Maintenance & Other Operating Expenses				1,912,500,000.00	1,912,500,000.00	-	1,912,500,000.00	-		1,912,500,000.00	-	1,912,373,520.00	-	-	1,912,373,520.00
Capital Outlays				-	-	-	-	-		-	-	-	-	-	-
					-					-	-	-	-	-	-
Contingent Fund	01101401	-	-	50,000.00	50,000.00	-	50,000.00	-	-	50,000.00	50,000.00	-	-	-	50,000.00
Personnel Services				-	-	-	-	-		-	-	-	-	-	-
Maintenance & Other Operating Expenses				50,000.00	50,000.00	-	50,000.00	-		50,000.00	50,000.00	-	-	-	50,000.00
Capital Outlays				-	-	-	-	-		-	-	-	-	-	-
					-					-	-	-	-	-	-
Calamity Funds	01101401	-	-	235,071,346.00	235,071,346.00	-	562,000,000.00	(326,928,654.00)	-	235,071,346.00	193,375,243.04	12,785,750.00	10,988,586.31	8,145,086.51	225,294,665.86
Personnel Services				-	-	-	-	-		-	-	-	-	-	-
Maintenance & Other Operating Expenses				235,071,346.00	235,071,346.00	-	500,000,000.00	(264,928,654.00)		235,071,346.00	193,375,243.04	12,785,750.00	10,988,586.31	8,145,086.51	225,294,665.86
Capital Outlays				-	-	-	62,000,000.00	(62,000,000.00)		-	-	-	-	-	-
					-					-	-	-	-	-	-
World Bank Loan	01105428	-	-	6,185,762,164.00	6,185,762,164.00	-	6,185,762,164.00	-	-	6,185,762,164.00	-	-	1,721,517.56	1,853,453,572.28	1,855,175,089.84
Personnel Services			-	-	-	-	-	-		-	-	-	-	-	-
Maintenance & Other Operating Expenses				4,030,827,099.00	4,030,827,099.00	-	4,030,827,099.00	-		4,030,827,099.00	-	-	1,721,517.56	424,801,942.07	426,523,459.63
Capital Outlays				2,154,935,065.00	2,154,935,065.00	-	2,154,935,065.00	-		2,154,935,065.00	-	-	-	1,428,651,630.21	1,428,651,630.21
					-					-	-	-	-	-	-
Asian Development Bank	01105428	-	-	14,984,869.00	14,984,869.00	-	14,984,869.00	-	-	14,984,869.00	-	-	-	-	-
Personnel Services				-	-	-	-	-		-	-	-	-	-	-
Maintenance & Other Operating Expenses				3,456,469.00	3,456,469.00	-	3,456,469.00	-		3,456,469.00	-	-	-	-	-
Capital Outlays				11,528,400.00	11,528,400.00	-	11,528,400.00	-		11,528,400.00	-	-	-	-	-
					-					-	-	-	-	-	-
Bayanihan Act II	01105428	-	-	1,717,473,538.00	1,717,473,538.00	-	5,661,277,538.00	(3,943,804,000.00)	-	1,717,473,538.00	-	-	-	893,797,960.00	893,797,960.00
Personnel Services				-	-	-	-	-		-	-	-	-	-	-
Maintenance & Other Operating Expenses				1,161,277,538.00	1,161,277,538.00	-	1,161,277,538.00	-		1,161,277,538.00	-	-	-	337,601,960.00	337,601,960.00
Capital Outlays				556,196,000.00	556,196,000.00	-	4,500,000,000.00	(3,943,804,000.00)		556,196,000.00	-	-	-	556,196,000.00	556,196,000.00
					-					-	-	-	-	-	-
		-	-	-	-	-	-	-	-	-	-	-	-	-	-
Personnel Services															
Maintenance & Other Operating Expenses															
Capital Outlays															
SUB-TOTAL, SPECIAL PURPOSE		-	-	49,018,335,672.72	49,018,335,672.72	-	67,646,451,971.00	(18,628,116,298.28)	-	49,018,335,672.72	193,425,243.04	37,455,968,234.00	1,689,824,313.69	4,262,353,181.99	43,601,570,972.72
PS		-	-	542,316,056.95	542,316,056.95	-	7,589,718,477.00	(7,047,402,420.05)	-	542,316,056.95	-	-	4,232,424.31	519,043,093.71	523,275,518.02
MOOE		-	-	42,983,389,150.77	42,983,389,150.77	-	48,834,497,869.00	(5,851,108,718.23)	-	42,983,389,150.77	193,425,243.04	35,832,944,234.00	1,393,114,889.38	907,353,658.07	38,326,838,024.49
CO		-	-	5,492,630,465.00	5,492,630,465.00	-	11,222,235,625.00	(5,729,605,160.00)	-	5,492,630,465.00	-	1,623,024,000.00	292,477,000.00	2,835,956,430.21	4,751,457,430.21
TOTAL (CURRENT YEAR 2020)		39,213,894,000.00	(350,000,000.00)	21,571,983,833.95	70,670,794,833.95	47,927,563,950.00	68,450,880,857.60	(46,878,897,023.65)	-	69,499,547,783.95	1,905,589,457.67	43,509,348,660.70	3,752,626,532.32	7,594,201,881.32	56,761,766,532.01
PS		9,632,898,000.00	-	(7,814,584,253.43)	1,818,313,746.57	9,632,898,000.00	7,573,278,708.23	(15,387,862,961.66)	-	1,818,313,746.57	620,005,008.28	204,998,578.37	243,214,992.25	716,728,280.95	1,784,946,859.85
MOOE		29,580,996,000.00	-	32,104,915,653.62	61,685,911,653.62	28,505,076,000.00	48,912,244,524.37	(16,807,328,870.75)	-	60,609,991,653.62	1,275,984,449.39	40,898,120,887.55	3,190,497,815.87	3,561,599,254.59	48,926,202,407.40
CO		-	(350,000,000.00)	(2,718,347,566.24)	7,166,569,433.76	9,789,589,950.00	11,965,357,625.00	(14,683,705,191.24)	-	7,071,242,383.76	9,600,000.00	2,406,229,194.78	318,913,724.20	3,315,874,345.78	6,050,617,264.76



PROGRAM/ACTIVITY/PROJECT	UACS CODE	APPROPRIATION				ALLOTMENTS					OBLIGATION-REGULAR				
		Authorized Appropriation	Adjustments (Transfer To/From Realignment)	Within Dept.	Adjusted Appropriations	Allotments Received	Adjustments (Withdrawal, Realignment)	(Transfer to)	Transfer from	Adjusted Total Allotments	1st Qtr ending March 31	2nd Qtr ending June 30	3rd Qtr ending Sept. 30	4th Qtr ending Dec. 31	TOTAL (REGULAR FUND)
			SARO's Releases for APB and HFEP												
FE															
I. CONTINUING APPROPRIATION															
A. PROGRAMS															
I. GENERAL ADMINISTRATION AND SUPPORT															
General Management and Supervision		24,700,935.70	-	(2,573,789.15)	32,163,143.55	24,700,935.70	384,554.75	(2,503,343.90)	-	32,163,143.55	14,510,482.18	6,011,440.01	1,330,639.29	4,472,789.11	27,123,353.58
Personnel Services		3,059,472.99		(2,874,752.48)	184,720.53	3,059,472.99	3,591.44	(2,878,343.90)		184,720.53	-	-	-	-	-
Maintenance & Other Operating Expenses		18,545,050.71		300,943.31	18,846,014.02	18,545,050.71	360,963.31	(60,000.00)		18,846,014.02	14,510,482.18	2,434,228.01	1,330,639.29	526,039.11	18,801,388.59
Capital Outlays		13,132,412.00		-	13,132,412.00	13,132,412.00	-	-		13,132,412.00	-	4,377,220.00	-	3,946,750.00	8,323,970.00
				-	-					-	-	-	-	-	-
Administration of Personnel Benefits		3,325,562,746.81	-	(256,905,231.60)	3,068,757,515.21	274,761,934.46	135,357.40	(256,340,589.00)	-	17,956,702.86	3,446,427.91	7,871,498.93	-	-	11,317,926.84
Personnel Services		3,325,562,746.81		(256,905,231.60)	3,068,757,515.21	274,761,934.46	135,357.40	(256,940,589.00)		17,956,702.86	3,446,427.91	7,871,498.93	-	-	11,317,926.84
Maintenance & Other Operating Expenses				-	-	-	-	-		-	-	-	-	-	-
Capital Outlays				-	-	-	-	-		-	-	-	-	-	-
TOTAL, GASS		3,360,299,682.51	-	(254,374,020.75)	3,100,920,661.76	309,498,870.16	499,912.15	(259,878,932.90)	-	50,119,849.41	17,956,910.09	14,682,946.94	1,330,639.29	4,472,789.11	38,443,285.43
II. SUPPORT TO OPERATIONS															
Health Information Technology		137,049,009.28	-	(127,923,563.62)	39,123,445.66	137,049,009.28	1,086,182.70	(129,011,746.32)	-	39,123,445.66	2,450,215.96	13,627,307.45	20,545,154.00	(7,034,140.56)	29,588,536.85
Personnel Services		48,360.50		-	48,360.50	48,360.50	-	-		48,360.50	-	-	-	8,797.49	8,797.49
Maintenance & Other Operating Expenses		106,183,826.46		(78,775,563.62)	27,408,256.84	106,183,826.46	1,086,182.70	(79,861,752.32)		27,408,256.84	2,450,215.96	5,147,067.45	2,247,154.00	11,010,061.95	20,854,499.36
Capital Outlays		60,816,822.32		(49,149,894.00)	11,666,828.32	60,816,822.32	-	(49,149,994.00)		11,666,828.32	-	8,480,240.00	18,298,000.00	(18,053,000.00)	8,725,240.00
				-	-					-	-	-	-	-	-
Operations of Regional Offices				-	-					-	-	-	-	-	-
Personnel Services				-	-					-	-	-	-	-	-
Maintenance & Other Operating Expenses				-	-					-	-	-	-	-	-
Capital Outlays				-	-					-	-	-	-	-	-
				-	-					-	-	-	-	-	-
TOTAL, STO		167,049,009.28	-	(127,923,563.62)	39,123,445.66	167,049,009.28	1,086,182.70	(129,011,746.32)	-	39,123,445.66	2,450,215.96	13,627,307.45	20,545,154.00	(7,034,140.56)	29,588,536.85
III. OPERATIONS															
PREXC 00 : ACCESS TO PROMOTIVE AND PREVENTIVE HEALTH CARE SERVICES IMPROVED															
HEALTH POLICY AND STANDARDS DEVELOPMENT PROGRAM															
International Health Policy Development and Cooperation		1,044,598.36	-	3,250.00	1,047,848.36	1,044,598.36	3,250.00	-	-	1,047,848.36	691,284.47	31,070.83	-	173,880.00	896,235.30
Personnel Services				-	-	-	-	-		-	-	-	-	-	-
Maintenance & Other Operating Expenses		1,044,598.36		3,250.00	1,047,848.36	1,044,598.36	3,250.00	-		1,047,848.36	691,284.47	31,070.83	-	173,880.00	896,235.30
Capital Outlays				-	-	-	-	-		-	-	-	-	-	-
				-	-					-	-	-	-	-	-
Health Sector Policy and Plan Development		3,878,736.73	-	(700,274.71)	3,178,462.02	3,878,736.73	6,725.29	(710,000.00)	-	3,178,462.02	451,624.38	29,823.00	75,705.00	507,713.00	1,064,865.38
Personnel Services		8,730.00		-	8,730.00	8,730.00	-	-		8,730.00	-	-	-	-	-
Maintenance & Other Operating Expenses		3,870,026.73		(700,274.71)	3,166,752.02	3,870,026.73	6,725.29	(710,000.00)		3,166,752.02	451,624.38	29,823.00	75,705.00	507,713.00	1,064,865.38
Capital Outlays				-	-	-	-	-		-	-	-	-	-	-
				-	-					-	-	-	-	-	-
Health Sector Research Development		204,634.41	-	1,747,122.32	1,951,756.73	204,634.41	1,747,122.32	-	-	1,951,756.73	78,000.00	-	-	89,171.00	167,171.00
Personnel Services		106.99		-	106.99	106.99	-	-		106.99	-	-	-	-	-
Maintenance & Other Operating Expenses		204,527.42		1,747,122.32	1,951,649.74	204,527.42	1,747,122.32	-		1,951,649.74	78,000.00	-	-	89,171.00	167,171.00
Capital Outlays				-	-	-	-	-		-	-	-	-	-	-
				-	-					-	-	-	-	-	-
HEALTH SYSTEMS STRENGTHENING PROGRAM															
SERVICE DELIVERY SUB-PROGRAM															
Health Facility Policy and Plan Development		7,511,540.19	-	(5,490,920.00)	4,014,520.13	7,511,540.19	(245,129.65)	(3,251,791.41)	-	4,014,520.13	2,470,973.82	(29,909.48)	451,867.22	(56,000.00)	2,836,931.56
Personnel Services		2,146,906.00		(1,625,603.05)	521,302.92	2,146,906.00	837.00	(1,626,440.08)		521,302.92	9,000.00	-	-	-	9,000.00
Maintenance & Other Operating Expenses		5,364,634.19		(1,871,316.95)	3,493,317.21	5,364,634.19	(245,965.65)	(1,625,351.33)		3,493,317.21	2,461,973.82	(29,909.48)	451,867.22	(56,000.00)	2,827,931.56
Capital Outlays				-	-	-	-	-		-	-	-	-	-	-
				-	-					-	-	-	-	-	-
Health Facilities Enhancement Program		694,059,495.65	-	(302,260,616.00)	391,778,789.65	694,316,254.65	-	(302,280,616.00)	-	392,035,668.65	5,526,634.72	115,646,461.50	-	149,496,316.80	270,671,433.02
Personnel Services				-	-	-	-	-		-	-	-	-	-	-
Maintenance & Other Operating Expenses		18,536,620.85		(16,944,762.00)	1,591,868.85	18,536,620.85	-	(16,944,752.00)		1,591,868.85	526,634.72	4,681.50	-	846,316.80	1,377,633.02

PROGRAM/ACTIVITY/PROJECT	UACS CODE	APPROPRIATION				ALLOTMENTS					OBLIGATION-REGULAR				
		Authorized Appropriation	Adjustments (Transfer To/From Realignment)	Within Dept.	Adjusted Appropriations	Allotments Received	Adjustments (Withdrawal, Realignment)	(Transfer to)	Transfer from	Adjusted Total Allotments	1st Qtr ending March 31	2nd Qtr ending June 30	3rd Qtr ending Sept. 30	4th Qtr ending Dec. 31	TOTAL (REGULAR FUND)
			SARO's Releases for APB and HFEP												
Capital Outlays		675,522,785.00		(285,335,864.00)	390,186,921.00	572,779,664.00	-	(285,335,864.00)		287,443,800.00	5,000,000.00	115,643,800.00	-	148,650,000.00	269,293,800.00
				-	-					-	-	-	-	-	-
Local Health Systems Development and Assistance		559,734.88	-	224,300.00	784,034.88	559,734.88	224,300.00	-		784,034.88	123,493.13	-	28,329.57	89,700.00	241,522.70
Personnel Services		146,480.00		-	146,480.00	146,480.00	-	-		146,480.00	-	-	-	-	-
Maintenance & Other Operating Expenses		413,254.88		224,300.00	637,554.88	413,254.88	224,300.00	-		637,554.88	123,493.13	-	28,329.57	89,700.00	241,522.70
Capital Outlays				-	-	-	-	-		-	-	-	-	-	-
				-	-					-	-	-	-	-	-
Pharmaceutical Management		151,796,073.47	-	(29,597,844.42)	133,198,129.05	152,061,235.47	4,441,027.50	(30,633,971.92)	-	123,459,291.05	10,535,560.16	-	45,971,575.13	45,491,716.16	101,395,851.45
Personnel Services		15,262,168.00		(14,864,971.92)	397,196.08	15,262,168.00	-	(14,864,971.92)		397,196.08	-	-	-	-	-
Maintenance & Other Operating Expenses		146,533,902.47		(13,782,972.50)	132,800,929.97	136,789,067.47	4,441,027.50	(18,174,000.00)		123,056,094.97	10,535,560.16	-	45,971,575.13	45,491,716.16	101,998,851.45
Capital Outlays				-	-	-	-	-		-	-	-	-	-	-
				-	-					-	-	-	-	-	-
HEALTH HUMAN RESOURCE SUB-PROGRAM				-	-										
Human Resource for Health (HRH) Development		1,004,958,518.68	-	(662,396,634.16)	342,564,657.48	1,004,958,518.68	2,972.95	(662,396,634.16)	-	342,564,657.48	50,576,937.51	15,842,726.00	5,370,325.75	22,193,876.55	94,174,896.81
Personnel Services		211,401.27		2,972.95	214,374.22	211,401.27	2,972.95	-		214,374.22	191,487.31	-	-	0.75	191,488.06
Maintenance & Other Operating Expenses		1,004,746,917.42		(662,396,634.16)	342,350,283.26	1,004,746,917.42	-	(662,396,634.16)		342,350,283.26	50,576,450.20	15,842,726.00	5,370,325.75	22,193,876.80	93,983,378.75
Capital Outlays				-	-	-	-	-		-	-	-	-	-	-
				-	-					-	-	-	-	-	-
Human Resources for Health (HRH) and Institutional Capacity Management		4,322,529.45	-	(1,625,429.13)	3,741,516.32	4,322,529.45	1,044,218.00	(1,625,429.13)	-	3,741,516.32	2,251,686.91	381,475.30	237,530.00	302,400.00	3,173,092.21
Personnel Services		2,101,758.92		(1,625,429.13)	476,329.79	2,101,758.92	-	(1,625,429.13)		476,329.79	-	-	-	-	-
Maintenance & Other Operating Expenses		2,220,770.53		1,044,218.00	3,264,988.53	2,220,770.53	1,044,218.00	-		3,264,988.53	2,251,686.91	381,475.30	237,530.00	302,400.00	3,173,092.21
Capital Outlays				-	-	-	-	-		-	-	-	-	-	-
				-	-					-	-	-	-	-	-
HEALTH PROMOTION SUB-PROGRAM				-	-										
Health Promotion		18,236,585.67	-	(11,439,117.49)	4,800,468.48	18,236,585.67	1,616,600.00	(13,046,717.49)	-	4,800,468.48	660,146.56	488,000.00	-	723,702.51	1,871,848.07
Personnel Services		3,770,420.00		(3,046,717.49)	723,702.51	3,770,420.00	-	(3,046,717.49)		723,702.51	-	-	-	723,702.51	723,702.51
Maintenance & Other Operating Expenses		12,460,165.97		(8,383,400.00)	4,076,765.97	12,460,165.97	1,616,600.00	(10,000,000.00)		4,076,765.97	660,146.56	488,000.00	-	-	1,148,146.56
Capital Outlays				-	-	-	-	-		-	-	-	-	-	-
				-	-					-	-	-	-	-	-
PUBLIC HEALTH PROGRAM				-	-										
PUBLIC HEALTH MANAGEMENT SUB-PROGRAM				-	-										
Public Health Management		17,515,903.01	-	(5,277,274.56)	12,338,628.45	17,515,903.01	5,736,368.44	(11,013,543.00)	-	12,338,628.45	3,576,879.95	7,777,413.17	497,649.48	162,863.57	12,039,599.17
Personnel Services		8,142,376.00		(8,115,521.67)	26,854.33	8,142,376.00	-	(8,115,521.67)		26,854.33	25,000.00	-	-	-	25,000.00
Maintenance & Other Operating Expenses		9,473,527.01		2,858,247.11	12,311,774.12	9,473,527.01	5,736,368.44	(2,898,121.33)		12,311,774.12	3,576,879.95	7,777,413.17	497,649.48	162,863.57	12,014,806.17
Capital Outlays				-	-	-	-	-		-	-	-	-	-	-
				-	-					-	-	-	-	-	-
Operation of PHAC Secretariat		243,130.47	-	-	243,130.47	243,130.47	-	-	-	243,130.47	82,388.61	-	-	-	82,388.61
Personnel Services				-	-	-	-	-		-	-	-	-	-	-
Maintenance & Other Operating Expenses		243,130.47		-	243,130.47	243,130.47	-	-		243,130.47	82,388.61	-	-	-	82,388.61
Capital Outlays				-	-	-	-	-		-	-	-	-	-	-
				-	-					-	-	-	-	-	-
Complementary Feeding Program		-	-	-	-	-	-	-	-	-	-	-	-	-	-
Personnel Services				-	-	-	-	-		-	-	-	-	-	-
Maintenance & Other Operating Expenses				-	-	-	-	-		-	-	-	-	-	-
Capital Outlays				-	-	-	-	-		-	-	-	-	-	-
				-	-					-	-	-	-	-	-
ENVIRONMENTAL AND OCCUPATIONAL HEALTH SUB-PROGRAM				-	-										
Environmental and Occupational Health		590,015.00	-	(590,015.00)	-	590,015.00	-	(590,015.00)	-	-	-	-	-	-	-
Personnel Services				-	-	-	-	-		-	-	-	-	-	-
Maintenance & Other Operating Expenses		590,015.00		(590,015.00)	-	590,015.00	-	(590,015.00)		-	-	-	-	-	-
Capital Outlays				-	-	-	-	-		-	-	-	-	-	-
				-	-					-	-	-	-	-	-
NATIONAL IMMUNIZATION SUB-PROGRAM				-	-										
National Immunization		701,883,288.27	-	(168,932,552.00)	532,950,736.27	701,883,288.27	-	(168,932,552.00)	-	532,950,736.27	61,724,780.00	55,137,831.91	409,766,095.33	4,100,000.00	530,728,707.24
Personnel Services				-	-	-	-	-		-	-	-	-	-	-
Maintenance & Other Operating Expenses		701,883,288.27		(168,932,552.00)	532,950,736.27	701,883,288.27	-	(168,932,552.00)		532,950,736.27	61,724,780.00	55,137,831.91	409,766,095.33	4,100,000.00	530,728,707.24
Capital Outlays				-	-	-	-	-		-	-	-	-	-	-



PROGRAM/ACTIVITY/PROJECT	UACS CODE	APPROPRIATION				ALLOTMENTS					OBLIGATION-REGULAR				
		Authorized Appropriation	Adjustments (Transfer To/From Realignment)	Within Dept.	Adjusted Appropriations	Allotments Received	Adjustments (Withdrawal, Realignment)	(Transfer to)	Transfer from	Adjusted Total Allotments	1st Qtr ending March 31	2nd Qtr ending June 30	3rd Qtr ending Sept. 30	4th Qtr ending Dec. 31	TOTAL (REGULAR FUND)
			SARO's Releases for APB and HFEP												
				-											
FAMILY HEALTH SUB-PROGRAM				-											
Family Health Nutrition and Responsible Parenting		1,125,813,740.00	-	(80,213,048.67)	1,045,600,691.33	1,125,813,740.00	-	(80,213,048.67)	-	1,045,600,691.33	-	325,443,320.12	513,730,619.21	199,049,752.00	1,038,220,691.33
Personnel Services				-	-	-	-	-		-	-	-	-	-	-
Maintenance & Other Operating Expenses		1,125,813,740.00		(80,213,048.67)	1,045,600,691.33	1,125,813,740.00	-	(80,213,048.67)		1,045,600,691.33	-	325,443,320.12	513,730,619.21	199,049,752.00	1,038,220,691.33
Capital Outlays				-	-	-	-	-		-	-	-	-	-	-
				-											
ELIMINATION OF INFECTIOUS DISEASES PROGRAM				-											
Elimination of Disease such as Malaria, Schistosomiasis, Leprosy and Filariasis		16,604,461.65	-	(9,343,322.12)	9,255,139.53	16,604,461.65	7,700,000.00	(17,049,322.12)	-	9,255,139.53	-	1,066,815.75	8,188,323.78	-	9,255,139.53
Personnel Services				-	-	-	-	-		-	-	-	-	-	-
Maintenance & Other Operating Expenses		16,604,461.65		(9,343,322.12)	9,255,139.53	16,604,461.65	7,700,000.00	(17,049,322.12)		9,255,139.53	-	1,066,815.75	8,188,323.78	-	9,255,139.53
Capital Outlays				-	-	-	-	-		-	-	-	-	-	-
				-											
Rabies Control		27,304,920.00	-	(3,597,000.00)	27,305,425.00	27,304,920.00	200,000.00	(3,597,000.00)	-	27,305,425.00	-	27,304,920.00	-	-	27,304,920.00
Personnel Services				-	-	-	-	-		-	-	-	-	-	-
Maintenance & Other Operating Expenses		27,304,920.00		(3,597,000.00)	27,305,425.00	27,304,920.00	200,000.00	(3,597,000.00)		27,305,425.00	-	27,304,920.00	-	-	27,304,920.00
Capital Outlays				-	-	-	-	-		-	-	-	-	-	-
				-											
PREVENTION AND CONTROL OF INFECTIOUS DISEASES SUB-PROGRAM				-											
Prevention and Control of Other Infectious Disease		19,806,392.31	-	(665,962.00)	19,120,400.31	19,806,392.31	64,008.00	(750,000.00)	-	19,120,400.31	13,806,684.00	3,125,000.00	-	-	16,931,684.00
Personnel Services				-	-	-	-	-		-	-	-	-	-	-
Maintenance & Other Operating Expenses		19,806,392.31		(665,962.00)	19,120,400.31	19,806,392.31	64,008.00	(750,000.00)		19,120,400.31	13,806,684.00	3,125,000.00	-	-	16,931,684.00
Capital Outlays				-	-	-	-	-		-	-	-	-	-	-
				-											
TB Control		4,810,834.87	-	(36,000.67)	4,774,834.20	4,810,834.87	-	(36,000.67)	-	4,774,834.20	-	4,774,827.20	-	-	4,774,827.20
Personnel Services				-	-	-	-	-		-	-	-	-	-	-
Maintenance & Other Operating Expenses		4,810,834.87		(36,000.67)	4,774,834.20	4,810,834.87	-	(36,000.67)		4,774,834.20	-	4,774,827.20	-	-	4,774,827.20
Capital Outlays				-	-	-	-	-		-	-	-	-	-	-
				-											
Assistance to Philippine Tuberculosis		-	-	-	-	-	-	-	-	-	-	-	-	-	-
Personnel Services				-	-	-	-	-		-	-	-	-	-	-
Maintenance & Other Operating Expenses				-	-	-	-	-		-	-	-	-	-	-
Capital Outlays				-	-	-	-	-		-	-	-	-	-	-
				-											
NON COMMUNICABLE DISEASES SUB-PROGRAM				-											
Prevention and Control of Non-Communicable Diseases		85,534,507.00	-	(60,703,267.00)	24,831,240.00	85,534,507.00	-	(60,703,267.00)	-	24,831,240.00	-	22,710,000.00	(2,188,064.51)	255,403.03	20,777,338.52
Personnel Services				-	-	-	-	-		-	-	-	-	-	-
Maintenance & Other Operating Expenses		85,534,507.00		(60,703,267.00)	24,831,240.00	85,534,507.00	-	(60,703,267.00)		24,831,240.00	-	22,710,000.00	(2,188,064.51)	255,403.03	20,777,338.52
Capital Outlays				-	-	-	-	-		-	-	-	-	-	-
				-											
EPIDEMIOLOGY AND SURVEILLANCE PROGRAM				-											
Epidemiology and Surveillance		13,969,976.32	-	(10,051,971.60)	3,918,004.72	13,969,976.32	1,114,719.40	(11,166,691.00)	-	3,918,004.72	2,822,904.92	1,703.43	385,361.88	490,894.22	3,700,864.45
Personnel Services				-	-	-	-	-		-	-	-	-	-	-
Maintenance & Other Operating Expenses		13,969,976.32		(10,051,971.60)	3,918,004.72	13,969,976.32	1,114,719.40	(11,166,691.00)		3,918,004.72	2,822,904.92	1,703.43	385,361.88	490,894.22	3,700,864.45
Capital Outlays				-	-	-	-	-		-	-	-	-	-	-
				-											
HEALTH EMERGENCY MANAGEMENT PROGRAM				-											
Health Emergency Preparedness and Response		9,522,118.34	-	(5,553,402.14)	4,268,716.20	9,522,118.34	32,978.41	(5,396,360.55)	-	4,268,716.20	4,049,362.46	105,535.18	24,283.60	-	4,179,181.24
Personnel Services		2,288,818.00		(2,179,283.04)	109,534.96	2,288,818.00	-	(2,179,283.04)		109,534.96	-	-	-	-	-
Maintenance & Other Operating Expenses		7,333,300.34		(3,154,119.10)	4,179,181.24	7,333,300.34	32,978.41	(3,187,097.51)		4,179,181.24	4,049,362.46	105,535.18	24,283.60	-	4,179,181.24
Capital Outlays				-	-	-	-	-		-	-	-	-	-	-
				-											
Quint Response Fund		21,360,050.94	-	(17,690,001.90)	3,760,049.04	21,360,050.94	-	(17,690,001.90)	-	3,760,049.04	603,000.00	25,500.00	63,000.00	1,800,000.00	2,491,500.00
Personnel Services				-	-	-	-	-		-	-	-	-	-	-
Maintenance & Other Operating Expenses		4,603,084.04		(1,140,000.00)	3,463,084.04	4,603,084.04	-	(1,140,000.00)		3,463,084.04	603,000.00	25,500.00	63,000.00	1,800,000.00	2,491,500.00
Capital Outlays		16,756,966.90		(16,490,001.90)	296,965.00	16,756,966.90	-	(16,460,001.90)		296,965.00	-	-	-	-	-
				-	-	-	-	-		-	-	-	-	-	-

PROGRAM/ACTIVITY/PROJECT	UACS CODE	APPROPRIATION				ALLOTMENTS					OBLIGATION-REGULAR				
		Authorized Appropriation	Adjustments (Transfer To/From Realignment)	Within Dept.	Adjusted Appropriations	Allotments Received	Adjustments (Withdrawal, Realignment)	(Transfer to)	Transfer from	Adjusted Total Allotments	1st Qtr ending March 31	2nd Qtr ending June 30	3rd Qtr ending Sept. 30	4th Qtr ending Dec. 31	TOTAL (REGULAR FUND)
			SARO's Releases for APB and HFEP												
SUB-TOTAL, 00 : ACCESS TO PROMOTIVE AND PREVENTIVE HEALTH		3,945,123,018.18	-	(1,369,678,920.36)	2,575,444,097.82	3,832,635,062.18	23,689,161.66	(1,393,368,082.02)	-	2,462,956,141.82	160,248,341.60	579,864,533.91	982,602,601.44	424,868,389.84	2,147,583,866.79
				-											
PREXC 00 : ACCESS TO CURATIVE AND REHABILITATIVE HEALTH CARE SERVICES IMPROVED				-											
HEALTH FACILITIES OPERATION PROGRAM				-											
CURATIVE HEALTH CARE SUB-PROGRAM				-											
Operation of Blood Centers and National Voluntary Blood Services Program		54,503,450.44	-	(2,485,100.65)	52,005,349.59	54,503,450.44	128,150.15	(2,626,251.00)	-	52,005,349.59	18,035,865.45	23,780,542.36	3,936,376.33	5,089,171.62	50,841,955.76
Personnel Services				-	-	-	-	-		-	-	-	-	-	-
Maintenance & Other Operating Expenses		54,503,450.44		(2,485,100.65)	52,005,349.59	54,503,450.44	128,150.15	(2,626,251.00)		52,005,349.59	18,035,865.45	23,780,542.36	3,936,376.33	5,089,171.62	50,841,955.76
Capital Outlays				-	-	-	-	-		-	-	-	-	-	-
				-	-	-	-	-		-	-	-	-	-	-
Operation of DCH Hospitals in Metro Manila (MIA)				-	-	-	-	-		-	-	-	-	-	-
Personnel Services				-	-	-	-	-		-	-	-	-	-	-
Maintenance & Other Operating Expenses				-	-	-	-	-		-	-	-	-	-	-
Capital Outlays				-	-	-	-	-		-	-	-	-	-	-
				-	-	-	-	-		-	-	-	-	-	-
Operation of DCH Regional Hospitals and Other Health Facilities				-	-	-	-	-		-	-	-	-	-	-
Personnel Services				-	-	-	-	-		-	-	-	-	-	-
Maintenance & Other Operating Expenses				-	-	-	-	-		-	-	-	-	-	-
Capital Outlays				-	-	-	-	-		-	-	-	-	-	-
				-	-	-	-	-		-	-	-	-	-	-
Operation of National Reference Laboratories				-	-	-	-	-		-	-	-	-	-	-
Personnel Services				-	-	-	-	-		-	-	-	-	-	-
Maintenance & Other Operating Expenses				-	-	-	-	-		-	-	-	-	-	-
Capital Outlays				-	-	-	-	-		-	-	-	-	-	-
				-	-	-	-	-		-	-	-	-	-	-
REHABILITATIVE HEALTH CARE SUB-PROGRAM				-											
Operation of Dangerous Drug Abuse Treatment and Rehabilitation Centers		33,913,464.32	-	(1,765,574.46)	31,627,909.87	4,613,464.32	1,440.66	(1,787,015.11)	-	2,827,909.87	508,597.15	-	-	-	508,597.15
Personnel Services		31,580,060.00		(2,313,703.61)	29,266,356.39	2,580,060.00	-	(2,313,703.61)		266,356.39	-	-	-	-	-
Maintenance & Other Operating Expenses		2,033,424.32		508,129.16	2,561,553.48	2,033,424.32	1,440.66	526,688.50		2,561,553.48	508,597.15	-	-	-	508,597.15
Capital Outlays				-	-	-	-	-		-	-	-	-	-	-
SUB-TOTAL, 00 : ACCESS TO CURATIVE AND REHABILITATIVE HEALTH		88,116,934.76	-	(4,283,675.30)	83,833,259.46	59,116,934.76	129,590.81	(4,413,266.11)	-	54,833,259.46	18,544,462.60	23,780,542.36	3,936,376.33	5,089,171.62	51,350,552.91
				-											
PREXC 00 : ACCESS TO SAFE AND QUALITY HEALTH COMMODITIES, DEVICES AND FACILITIES ENSURED				-											
HEALTH REGULATORY PROGRAM				-											
HEALTH FACILITIES AND SERVICES REGULATION SUB-PROGRAM				-											
Regulation of Health Facilities and Services		8,314,042.91	-	(394,221.67)	7,919,821.24	8,314,042.91	208,578.33	(602,800.00)	-	7,919,821.24	2,687,103.61	1,503,445.70	872,604.66	792,495.40	5,855,649.37
Personnel Services		223,527.00		-	223,527.00	223,527.00	-	-		223,527.00	-	-	-	-	-
Maintenance & Other Operating Expenses		8,090,515.91		(394,221.67)	7,696,294.24	8,090,515.91	208,578.33	(602,800.00)		7,696,294.24	2,687,103.61	1,503,445.70	872,604.66	792,495.40	5,855,649.37
Capital Outlays				-	-	-	-	-		-	-	-	-	-	-
				-	-	-	-	-		-	-	-	-	-	-
Regulation of Regional Health Facilities and Services				-	-	-	-	-		-	-	-	-	-	-
Personnel Services				-	-	-	-	-		-	-	-	-	-	-
Maintenance & Other Operating Expenses				-	-	-	-	-		-	-	-	-	-	-
Capital Outlays				-	-	-	-	-		-	-	-	-	-	-
				-	-	-	-	-		-	-	-	-	-	-
CONSUMER HEALTH AND WELFARE SUB-PROGRAM				-											
Regulation of Health Products and Establishments				-	-	-	-	-		-	-	-	-	-	-
Personnel Services				-	-	-	-	-		-	-	-	-	-	-
Maintenance & Other Operating Expenses				-	-	-	-	-		-	-	-	-	-	-
Capital Outlays				-	-	-	-	-		-	-	-	-	-	-
				-	-	-	-	-		-	-	-	-	-	-
ROUTINE QUARANTINE SERVICES SUB-PROGRAM				-											
Provision of Quarantine Services and International Health Surveillance				-	-	-	-	-		-	-	-	-	-	-
Personnel Services				-	-	-	-	-		-	-	-	-	-	-
Maintenance & Other Operating Expenses				-	-	-	-	-		-	-	-	-	-	-
Capital Outlays				-	-	-	-	-		-	-	-	-	-	-
SUB-TOTAL, 00 : ACCESS TO SAFE AND QUALITY HEALTH COMMODITI		8,314,042.91	-	(394,221.67)	7,919,821.24	8,314,042.91	208,578.33	(602,800.00)	-	7,919,821.24	2,687,103.61	1,503,445.70	872,604.66	792,495.40	5,855,649.37



PROGRAM/ACTIVITY/PROJECT	UACS CODE	APPROPRIATION				ALLOTMENTS					OBLIGATION-REGULAR				
		Authorized Appropriation	Adjustments (Transfer To/From Realignment)	Within Dept.	Adjusted Appropriations	Allotments Received	Adjustments (Withdrawal, Realignment)	(Transfer to)	Transfer from	Adjusted Total Allotments	1st Qtr ending March 31	2nd Qtr ending June 30	3rd Qtr ending Sept. 30	4th Qtr ending Dec. 31	TOTAL (REGULAR FUND)
			SARO's Releases for APB and HFEP												
				-	-					-	-	-	-	-	-
PREXC 00: ACCESS TO SOCIAL HEALTH PROTECTION ASSURED				-											
SOCIAL HEALTH PROTECTION PROGRAM				-											
PROJECTS				-											
LOCALLY - FUNDED PROJECTS		1,360,996,552.25	-	(626,073,000.00)	734,923,552.25	1,360,996,552.25	-	(626,073,000.00)	-	734,923,552.25	394,141.41	315,644,030.03	365,285,531.14	52,953,307.43	734,277,010.01
Assistance to Indigent Patients either confined or out patient & not government		1,360,996,552.25	-	(626,073,000.00)	734,923,552.25	1,360,996,552.25	-	(626,073,000.00)	-	734,923,552.25	394,141.41	315,644,030.03	365,285,531.14	52,953,307.43	734,277,010.01
Personnel Services				-	-	-	-	-	-	-	-	-	-	-	-
Maintenance & Other Operating Expenses		1,360,996,552.25		(626,073,000.00)	734,923,552.25	1,360,996,552.25	-	(626,073,000.00)		734,923,552.25	394,141.41	315,644,030.03	365,285,531.14	52,953,307.43	734,277,010.01
Capital Outlays				-	-	-	-	-		-	-	-	-	-	-
				-	-					-	-	-	-	-	-
SUB-TOTAL, 00: ACCESS TO SOCIAL HEALTH PROTECTION ASSURED		1,360,996,552.25	-	(626,073,000.00)	734,923,552.25	1,360,996,552.25	-	(626,073,000.00)	-	734,923,552.25	394,141.41	315,644,030.03	365,285,531.14	52,953,307.43	734,277,010.01
TOTAL, OPERATIONS		5,402,550,548.10	-	(2,000,429,817.33)	3,402,120,730.77	5,261,062,592.10	24,027,330.80	(2,024,457,148.13)	-	3,260,632,774.77	181,874,049.22	920,792,552.00	1,352,697,113.57	483,703,364.29	2,939,067,079.08
TOTAL SPECIFIC BUDGET (CONAP)		8,929,899,239.89	-	(2,387,734,401.70)	6,542,164,838.19	5,737,610,471.54	25,613,425.65	(2,413,347,827.35)	-	3,349,876,069.84	202,281,175.27	949,102,806.39	1,374,572,906.86	481,142,012.84	3,007,098,901.36
PS		3,394,553,332.48	-	(293,448,241.05)	3,101,105,091.43	314,752,520.13	142,758.79	(293,590,999.84)	-	21,304,279.08	3,671,915.22	7,871,498.93	-	732,500.75	12,275,914.90
MOOE		4,769,116,921.19	-	(1,743,340,300.75)	3,025,776,620.44	4,759,372,086.19	25,470,666.86	(1,768,810,987.61)	-	3,016,031,785.44	193,609,260.05	812,730,047.46	1,356,274,906.86	345,865,762.09	2,708,479,976.46
CO		766,228,986.22	-	(350,945,859.90)	415,283,126.32	663,485,865.22	-	(350,945,859.90)	-	312,540,005.32	5,000,000.00	128,501,260.00	18,298,000.00	134,543,750.00	286,343,010.00
III. SPECIAL PURPOSE FUND															
Pension and Graduity Fund	01101407	-	-	-	-	-	-	-	-	-	-	-	-	-	-
Personnel Services				-	-					-	-	-	-	-	-
Maintenance & Other Operating Expenses				-	-					-	-	-	-	-	-
Capital Outlays				-	-					-	-	-	-	-	-
				-	-					-	-	-	-	-	-
Miscellaneous Personnel Benefits Fund	01101406	-	-	8,128,385.18	8,128,385.18	20,963,345.67	-	(12,834,960.49)	-	8,128,385.18	10,000.00	8,118,385.18	-	-	8,128,385.18
Personnel Services			-	8,128,385.18	8,128,385.18	20,963,345.67	-	(12,834,960.49)		8,128,385.18	10,000.00	8,118,385.18	-	-	8,128,385.18
Maintenance & Other Operating Expenses				-	-	-	-	-		-	-	-	-	-	-
Capital Outlays				-	-	-	-	-		-	-	-	-	-	-
				-	-					-	-	-	-	-	-
Bayanihan Act II	01101405	-	-	4,310,925,329.55	4,310,925,329.55	-	14,913,674,506.00	(10,602,749,176.45)	-	4,310,925,329.55	-	-	-	3,199,721,947.49	3,199,721,947.49
Personnel Services			-	792,656,353.62	792,656,353.62	-	2,525,220,000.00	(1,732,563,646.38)		792,656,353.62	-	-	-	-	-
Maintenance & Other Operating Expenses				3,518,268,975.93	3,518,268,975.93	-	12,388,454,506.00	(8,870,185,530.07)		3,518,268,975.93	-	-	-	3,199,721,947.49	3,199,721,947.49
Capital Outlays				-	-	-	-	-		-	-	-	-	-	-
				-	-					-	-	-	-	-	-
E-Government Fund	01102404	-	-	-	-	-	-	-	-	-	-	-	-	-	-
Personnel Services				-	-					-	-	-	-	-	-
Maintenance & Other Operating Expenses				-	-					-	-	-	-	-	-
Capital Outlays				-	-					-	-	-	-	-	-
				-	-					-	-	-	-	-	-
Contingent Fund	01102402	-	-	-	-	-	-	-	-	-	-	-	-	-	-
Personnel Services				-	-					-	-	-	-	-	-
Maintenance & Other Operating Expenses				-	-					-	-	-	-	-	-
Capital Outlays				-	-					-	-	-	-	-	-
				-	-					-	-	-	-	-	-
Calamity Funds	01101401	-	-	-	-	-	-	-	-	-	-	-	-	-	-
Personnel Services				-	-					-	-	-	-	-	-
Maintenance & Other Operating Expenses				-	-					-	-	-	-	-	-
Capital Outlays				-	-					-	-	-	-	-	-
SUB-TOTAL, SPECIAL PURPOSE		-	-	4,319,053,714.73	4,319,053,714.73	20,963,345.67	14,913,674,506.00	(10,615,584,136.94)	-	4,319,053,714.73	10,000.00	8,118,385.18	-	3,199,721,947.49	3,207,850,332.67
PS		-	-	800,784,738.80	800,784,738.80	20,963,345.67	2,525,220,000.00	(1,745,398,606.87)	-	800,784,738.80	10,000.00	8,118,385.18	-	-	8,128,385.18
MOOE		-	-	3,518,268,975.93	3,518,268,975.93	-	12,388,454,506.00	(8,870,185,530.07)	-	3,518,268,975.93	-	-	-	3,199,721,947.49	3,199,721,947.49
CO		-	-	-	-	-	-	-	-	-	-	-	-	-	-
TOTAL (CONAP 2018)		8,929,899,239.89	-	1,931,319,313.03	10,861,218,552.92	5,758,573,817.21	14,939,287,931.65	(13,028,931,964.29)	-	7,668,929,784.57	202,291,175.27	957,221,191.57	1,374,572,906.86	3,680,863,960.33	6,214,949,234.03
PS		3,394,553,332.48	-	507,336,497.75	3,901,889,830.23	335,715,865.80	2,525,362,758.79	(2,038,989,606.71)	-	822,089,017.88	3,681,915.22	15,989,884.11	-	732,500.75	20,404,300.08
MOOE		4,769,116,921.19	-	1,774,928,675.18	6,544,045,596.37	4,759,372,086.19	12,413,925,172.86	(10,638,996,497.68)	-	6,534,300,761.37	193,609,260.05	812,730,047.46	1,356,274,906.86	3,545,587,709.58	5,908,201,923.95
CO		766,228,986.22	-	(350,945,859.90)	415,283,126.32	663,485,865.22	-	(350,945,859.90)	-	312,540,005.32	5,000,000.00	128,501,260.00	18,298,000.00	134,543,750.00	286,343,010.00
FE															

PROGRAM/ACTIVITY/PROJECT	UACS CODE	APPROPRIATION				ALLOTMENTS					OBLIGATION-REGULAR				
		Authorized Appropriation	Adjustments (Transfer To/From Realignment)	Within Dept.	Adjusted Appropriations	Allotments Received	Adjustments (Withdrawal, Realignment)	(Transfer to)	Transfer from	Adjusted Total Allotments	1st Qtr ending March 31	2nd Qtr ending June 30	3rd Qtr ending Sept. 30	4th Qtr ending Dec. 31	TOTAL (REGULAR FUND)
			SARO's Releases for APB and HFEP												
GRAND TOTAL (CURRENT + CONAP)		48,143,793,239.89	(350,000,000.00)	23,503,303,146.98	81,532,013,386.87	53,686,137,767.21	83,390,168,789.25	(59,907,828,987.94)	-	77,168,477,568.52	2,107,880,632.95	44,466,569,852.27	5,127,199,439.18	11,275,065,841.65	62,976,715,766.05
PS		13,027,451,332.48	-	(7,307,247,755.68)	5,720,203,576.80	9,968,613,865.80	10,098,641,467.02	(17,426,852,568.37)	-	2,640,402,764.45	623,686,923.50	220,988,462.48	243,214,992.25	717,460,781.70	1,805,351,159.93
MOOE		34,350,112,921.19	-	33,879,844,328.80	68,229,957,249.99	33,264,448,086.19	61,326,169,697.23	(27,446,325,368.43)	-	67,144,292,414.99	1,469,593,709.44	41,710,850,935.01	4,546,772,722.73	7,107,186,964.17	54,834,404,331.35
CO		766,228,986.22	(350,000,000.00)	(3,069,293,426.14)	7,581,852,560.08	10,453,075,815.22	11,965,357,625.00	(15,034,651,051.14)	-	7,383,782,389.08	14,600,000.00	2,534,730,454.78	337,211,724.20	3,450,418,095.78	6,336,960,274.76
FE		-	-	-	-	-	-	-	-	-	-	-	-	-	-



Department: Department of Health (DOH)  
Agency: Office of the Secretary  
Operating Unit: Central Office  
Organization Code (UACS): 130010000000  
Fund Cluster: 01 - Regular Agency Fund, 04 - Special Accounts/ Foreign

PROGRAM/ACTIVITY/PROJECT	UACS CODE	TOTAL DISBURSEMENT					BALANCES			
		1st Qtr ending March 31	2nd Qtr ending June 30	3rd Qtr ending Sept. 30	4th Qtr ending Dec. 31	TOTAL (REGULAR FUND)	Unreleased Appropriation	Unobligated Allotment	UNPAID OBLIGATION	
									Due and Demandable	Not Yet Due and Demandable
I. NEW APPROPRIATION (CURRENT)										
A. PROGRAMS										
I. GENERAL ADMINISTRATION AND SUPPORT										
General Management and Supervision		134,315,289.72	170,355,616.25	147,692,061.30	112,781,870.27	565,175,777.54	-	3,935.55	15,392,444.95	68,319,691.96
Personnel Services		70,824,836.75	103,792,599.02	93,546,161.36	41,576,925.16	309,740,522.29	-	32.76	15,392,444.95	-
Maintenance & Other Operating Expenses		33,490,452.97	66,604,017.23	54,135,839.94	71,204,945.11	225,435,255.25	-	9,952.79		68,319,691.96
Capital Outlays		-	-	-	-	-	-	-		-
							-	-		-
Administration of Personnel Benefits		-	11,967,097.54	93,435,719.94	4,636,714.81	110,039,532.29	-	3,850,244.99	1,977,157.50	(0.00)
Personnel Services		-	11,967,097.54	93,435,719.94	4,636,714.81	110,039,532.29	-	3,850,244.99	1,977,157.50	(0.00)
Maintenance & Other Operating Expenses		-	-	-	-	-	-	-		-
Capital Outlays		-	-	-	-	-	-	-		-
TOTAL, GASS		104,315,289.72	182,363,713.79	241,117,721.24	117,418,585.08	645,215,309.83	-	3,860,230.54	17,369,602.45	68,319,691.96
II. SUPPORT TO OPERATIONS										
Health Information Technology		21,590,409.62	13,382,806.66	12,213,714.61	304,466,805.79	351,653,736.68	-	176,536,700.81	997,800.00	273,071,616.93
Personnel Services		5,061,556.45	1,225,355.14	100.00	5,339,547.37	11,626,558.96	-	3,302,727.64	997,800.00	-
Maintenance & Other Operating Expenses		6,928,853.17	12,157,451.52	12,213,614.61	28,231,863.13	59,531,782.43	-	19,584,643.88		88,676,466.15
Capital Outlays		9,600,000.00	-	-	270,895,395.29	280,495,395.29	-	153,649,329.29		184,395,150.78
							-	-		-
Operations of Regional Offices		-	-	-	-	-	-	-		-
Personnel Services		-	-	-	-	-	-	-		-
Maintenance & Other Operating Expenses		-	-	-	-	-	-	-		-
Capital Outlays		-	-	-	-	-	-	-		-
							-	-		-
TOTAL, STO		21,590,409.62	13,382,806.66	12,213,714.61	304,466,805.79	351,653,736.68	-	176,536,700.81	997,800.00	273,071,616.93
III. OPERATIONS										
PREXC OO : ACCESS TO PROMOTIVE AND PREVENTIVE HEALTH CARE										
HEALTH POLICY AND STANDARDS DEVELOPMENT PROGRAM										
International Health Policy Development and Cooperation		6,562,068.36	8,003,773.85	4,458,100.32	6,120,813.16	25,144,755.69	-	1,954,551.42	2,396,594.38	6,344,895.51
Personnel Services		5,114,942.99	6,884,067.57	3,318,870.80	4,067,351.12	19,385,232.48	-	962,173.14	2,396,594.38	-
Maintenance & Other Operating Expenses		1,447,125.37	1,419,706.28	1,139,232.52	2,053,462.04	6,059,526.21	-	992,378.28		6,344,895.51
Capital Outlays		-	-	-	-	-	-	-		-
							-	-		-
Health Sector Policy and Plan Development		9,335,547.19	11,363,638.40	9,444,317.50	4,821,186.31	34,964,540.40	-	5,690,536.61	964,045.13	4,460,677.86
Personnel Services		7,454,881.72	9,533,624.45	7,091,336.96	1,927,047.21	26,006,890.34	-	898,764.53	964,045.13	(0.00)
Maintenance & Other Operating Expenses		1,880,665.47	1,829,964.95	2,352,980.54	2,894,139.10	8,957,750.06	-	4,791,872.08		4,460,677.86
Capital Outlays		-	-	-	-	-	-	-		-
							-	-		-
Health Sector Research Development		77,750.00	-	2,079,671.60	63,806,124.76	65,763,546.36	-	54,943,510.06	5,610,915.73	4,007,868.69
Personnel Services		-	-	-	47,184,156.44	47,184,156.44	-	906,927.83	5,610,915.73	-
Maintenance & Other Operating Expenses		77,750.00	-	2,079,671.60	6,421,968.34	8,579,389.94	-	54,036,588.25		4,007,868.69
Capital Outlays		-	-	-	-	-	-	-		-
							-	-		-
HEALTH SYSTEMS STRENGTHENING PROGRAM										
SERVICE DELIVERY SUB-PROGRAM										

PROGRAM/ACTIVITY/PROJECT	UACS CODE	TOTAL DISBURSEMENT					BALANCES			
		1st Qtr ending March 31	2nd Qtr ending June 30	3rd Qtr ending Sept. 30	4th Qtr ending Dec. 31	TOTAL (REGULAR FUND)	Unreleased Appropriation	Unobligated Allotment	UNPAID OBLIGATION	
									Due and Demandable	Not Yet Due and Demandable
Health Facility Policy and Plan Development		12,656,736.86	14,083,654.21	14,510,590.93	19,868,088.20	60,319,014.20	-	64,280.31	3,171,620.58	5,469,735.95
Personnel Services		6,566,216.04	9,072,621.71	7,189,736.92	5,259,271.24	28,087,845.91	-	39,424.33	3,171,620.58	-
Maintenance & Other Operating Expenses		5,490,514.82	5,011,182.50	7,321,254.01	14,408,816.96	32,231,768.29	-	44,855.88		5,469,735.95
Capital Outlays		-	-	-	-	-	-	-		-
							-	-		-
Health Facilities Enhancement Program		2,558,223.07	72,558,170.92	182,583,704.30	80,215,372.44	337,943,470.73	95,327,050.00	81,309,175.96	-	4,505,041.31
Personnel Services		-	-	-	-	-	-	-		-
Maintenance & Other Operating Expenses		2,558,223.07	2,558,170.92	2,583,704.30	3,265,372.44	10,993,470.73	-	1,309,175.96		4,505,041.31
Capital Outlays		-	70,000,000.00	180,000,000.00	76,950,000.00	326,950,000.00	95,327,050.00	80,000,000.00		-
							-	-		-
Local Health Systems Development and Assistance		5,331,265.46	16,787,595.22	1,158,695.42	1,453,417.00	28,720,983.10	-	177,131.81		682,654.62
Personnel Services		4,402,482.04	2,526,911.74	162,062.26	2,200.00	7,093,656.04	-	543.96		-
Maintenance & Other Operating Expenses		928,803.42	16,260,683.48	1,006,633.16	1,431,217.00	19,627,337.06	-	176,587.35		682,654.95
Capital Outlays		-	-	-	-	-	-	-		-
							-	-		-
Pharmaceutical Management		2,247,906.32	2,290,192.62	3,748,920.07	5,943,353.52	14,385,251.46	3,000,000.00	5,705,912.28	-	4,961,044.11
Personnel Services		-	-	-	154,858.92	154,858.92	-	-		-
Maintenance & Other Operating Expenses		2,247,906.32	2,290,192.62	3,748,920.07	5,943,353.52	14,230,372.53	3,000,000.00	5,705,912.28		4,961,044.11
Capital Outlays		-	-	-	-	-	-	-		-
							-	-		-
HEALTH HUMAN RESOURCE SUB-PROGRAM										
Human Resource for Health (HRH) Deployment		342,038,622.79	299,277,376.68	92,798,879.61	14,780,120.37	639,915,301.45	-	139,270,410.02	46,517.64	15,543,846.00
Personnel Services		291,586,838.79	207,296,452.68	8,744,921.61	1,797,793.37	509,426,006.45	-	524,999.52	46,517.64	0.00
Maintenance & Other Operating Expenses		50,502,084.00	91,980,926.00	24,053,958.00	12,952,327.00	179,489,295.00	-	135,745,410.50		15,543,846.00
Capital Outlays		-	-	-	-	-	-	-		-
							-	-		-
Human Resources for Health (HRH) and Institutional Capacity Management		10,229,843.56	11,765,851.72	10,317,179.40	20,169,061.29	52,501,725.97	-	369,475.18	9,278,683.68	13,132,115.17
Personnel Services		5,701,302.55	7,121,622.71	5,352,089.35	12,020,961.21	30,195,975.82	-	113,340.50	9,278,683.68	-
Maintenance & Other Operating Expenses		4,528,341.01	4,644,229.01	4,965,090.05	8,168,090.08	22,305,750.15	-	226,134.68		13,132,115.17
Capital Outlays		-	-	-	-	-	-	-		-
							-	-		-
HEALTH PROMOTION SUB-PROGRAM										
Health Promotion		3,640,842.83	4,827,964.70	3,554,984.46	8,866,123.51	20,889,915.50	-	1,861,420.60	3,363,663.90	111,526,662.85
Personnel Services		3,640,842.83	4,827,964.70	3,554,984.46	8,866,123.51	20,889,915.50	-	1,861,420.60	3,363,663.90	0.00
Maintenance & Other Operating Expenses		2,820,301.98	1,574,296.49	4,580,062.53	43,964,514.27	52,939,175.27	-	16,384,448.99		111,526,662.85
Capital Outlays		-	-	-	-	-	-	-		-
							-	-		-
PUBLIC HEALTH PROGRAM										
PUBLIC HEALTH MANAGEMENT SUB-PROGRAM										
Public Health Management		3,641,620.49	3,005,355.94	44,567,228.53	142,789,711.05	205,293,916.91	-	342,548,359.77	-	273,487,333.62
Personnel Services		18,440.34	326,118.92	30,804.02	-	375,363.28	-	636.72		-
Maintenance & Other Operating Expenses		8,923,180.15	8,679,236.92	44,526,424.51	142,789,711.05	204,918,552.63	-	342,548,359.05		273,487,333.62
Capital Outlays		-	-	-	-	-	-	-		-
							-	-		-
Operation of PHAC Secretariat		1,790,282.74	2,149,600.18	1,053,298.63	1,054,535.26	7,069,576.76	-	109,566.48	582,882.25	201,214.51
Personnel Services		1,057,304.80	1,429,534.67	1,053,795.14	480,897.06	4,021,531.67	-	19,586.08	582,882.25	-
Maintenance & Other Operating Expenses		732,977.94	718,965.51	801,493.44	783,608.20	3,037,045.09	-	87,400.40		201,214.51
Capital Outlays		-	-	-	-	-	-	-		-
							-	-		-
Complementary Feeding Program		-	-	-	-	-	-	-		62,000,000.00
Personnel Services		-	-	-	-	-	-	-		-
Maintenance & Other Operating Expenses		-	-	-	-	-	-	-		62,000,000.00
Capital Outlays		-	-	-	-	-	-	-		-
							-	-		-
ENVIRONMENTAL AND OCCUPATIONAL HEALTH SUB-PROGRAM										
Environmental and Occupational Health		-	-	-	-	-	-	-		-
Personnel Services		-	-	-	-	-	-	-		-



PROGRAM/ACTIVITY/PROJECT	UACS CODE	TOTAL DISBURSEMENT					BALANCES			
		1st Qtr ending March 31	2nd Qtr ending June 30	3rd Qtr ending Sept. 30	4th Qtr ending Dec. 31	TOTAL (REGULAR FUND)	Unreleased Appropriation	Unobligated Allotment	UNPAID OBLIGATION	
									Due and Demandable	Not Yet Due and Demandable
Maintenance & Other Operating Expenses		-	-	-	-	-	-	-		-
Capital Outlays		-	-	-	-	-	-	-		-
										-
NATIONAL IMMUNIZATION SUB-PROGRAM										
National Immunization		-	78,063,032.26	553,564,295.44	1,445,178,028.28	2,076,805,355.98	-	4,191,691,318.74	-	892,448,663.28
Personnel Services		-	-	-	-	-	-	-		-
Maintenance & Other Operating Expenses		-	78,063,032.26	553,564,295.44	1,445,178,028.28	2,076,805,355.98	-	4,191,691,318.74		992,448,663.28
Capital Outlays		-	-	-	-	-	-	-		-
										-
FAMILY HEALTH SUB-PROGRAM										
Family Health - Nutrition and Responsible Parenting		-	-	38,273,787.10	112,637,727.47	150,911,514.57	-	310,105,917.22	-	959,637,668.21
Personnel Services		-	-	-	-	-	-	-		-
Maintenance & Other Operating Expenses		-	-	38,273,787.10	112,637,727.47	150,911,514.57	-	310,105,917.22		959,637,668.21
Capital Outlays		-	-	-	-	-	-	-		-
										-
ELIMINATION OF INFECTIOUS DISEASES PROGRAM										
Elimination of Disease such as Malaria, Schistosomiasis, Leprosy and Filariasis		-	-	112,178,118.23	156,630,193.57	268,808,311.80	-	9,033,914.70	-	17,098,973.50
Personnel Services		-	-	-	-	-	-	-		-
Maintenance & Other Operating Expenses		-	-	112,178,118.23	156,630,193.57	268,808,311.80	-	9,033,914.70		17,098,973.50
Capital Outlays		-	-	-	-	-	-	-		-
										-
Rabies Control		-	-	40,248,160.00	-	40,248,160.00	-	20,103,591.50	-	440,014,248.50
Personnel Services		-	-	-	-	-	-	-		-
Maintenance & Other Operating Expenses		-	-	40,248,160.00	-	40,248,160.00	-	20,103,591.50		440,014,248.50
Capital Outlays		-	-	-	-	-	-	-		-
										-
PREVENTION AND CONTROL OF INFECTIOUS DISEASES SUB-PROGRAM										
Prevention and Control of Other Infectious Disease		-	9,200,000.00	26,367,036.00	279,323,910.00	314,890,946.00	-	87,408,806.02	-	567,601,767.98
Personnel Services		-	-	-	-	-	-	-		-
Maintenance & Other Operating Expenses		-	9,200,000.00	26,367,036.00	279,323,910.00	314,890,946.00	-	87,408,806.02		567,601,767.98
Capital Outlays		-	-	-	-	-	-	-		-
										-
TB Control		-	-	94,728,681.60	418,003,500.00	512,732,181.60	-	5,817,588.80	-	428,397,729.60
Personnel Services		-	-	-	-	-	-	-		-
Maintenance & Other Operating Expenses		-	-	94,728,681.60	-	94,728,681.60	-	5,817,588.80		428,397,729.60
Capital Outlays		-	-	-	418,003,500.00	418,003,500.00	-	1,996,500.00		-
										-
Assistance to Philippine Tour Operators		-	-	-	13,800,000.00	13,800,000.00	-	-	-	-
Personnel Services		-	-	-	-	-	-	-		-
Maintenance & Other Operating Expenses		-	-	-	13,800,000.00	13,800,000.00	-	-		-
Capital Outlays		-	-	-	-	-	-	-		-
										-
NON COMMUNICABLE DISEASES SUB-PROGRAM										
Prevention and Control of Non-Communicable Diseases		-	-	367,447,951.30	26,451,568.47	393,899,519.77	-	236,667.21	-	114,926,813.02
Personnel Services		-	-	-	-	-	-	-		-
Maintenance & Other Operating Expenses		-	-	367,447,951.30	26,451,568.47	393,899,519.77	-	236,667.21		114,926,813.02
Capital Outlays		-	-	-	-	-	-	-		-
										-
EPIDEMIOLOGY AND SURVEILLANCE PROGRAM										
Epidemiology and Surveillance		9,230,002.47	11,447,853.05	9,045,622.43	12,928,435.29	42,651,913.24	-	1,241,866.80	36,338.02	3,254,781.68
Personnel Services		4,998,039.00	6,563,095.05	2,476,356.61	272,730.31	14,310,220.97	-	71,441.01	36,338.02	(0.00)
Maintenance & Other Operating Expenses		4,231,963.47	4,884,758.00	6,569,265.82	12,655,704.98	28,341,692.27	-	1,170,427.85		3,254,781.68
Capital Outlays		-	-	-	-	-	-	-		-
										-
HEALTH EMERGENCY MANAGEMENT PROGRAM										
Health Emergency Preparedness and Response		9,675,673.27	5,549,744.39	1,606,105.94	64,052,194.65	78,283,618.45	-	8,099,000.00	5,472.32	25,495,909.20
Personnel Services		5,428,965.55	2,076,286.13	166,878.68	606,096.37	8,278,226.73	-	1,420.95	5,472.32	0.00

PROGRAM/ACTIVITY/PROJECT	UACS CODE	TOTAL DISBURSEMENT					BALANCES			
		1st Qtr ending March 31	2nd Qtr ending June 30	3rd Qtr ending Sept. 30	4th Qtr ending Dec. 31	TOTAL (REGULAR FUND)	Unreleased Appropriation	Unobligated Allotment	UNPAID OBLIGATION	
									Due and Demandable	Not Yet Due and Demandable
Maintenance & Other Operating Expenses		1,446,607.72	3,473,458.26	1,639,227.26	63,446,098.48	70,005,391.72	-	8,087,579.08		25,495,909.20
Capital Outlays		-	-	-	-	-	-	-		-
Quick Response Fund		600,000.00	42,577,500.00	67,500,150.00	63,213,508.20	163,887,238.20	-	48,685,607.66		60,000,000.00
Personnel Services		-	-	-	-	-	-	-		-
Maintenance & Other Operating Expenses		500,000.00	127,500.00	51,796,150.00	63,213,588.20	115,637,238.20	-	9,208,352.66		8,990,235.14
Capital Outlays		-	42,450,000.00	5,800,000.00	-	48,250,000.00	-	40,477,254.92		41,065,788.48
							-	-		-
<b>SUB-TOTAL, 00 : ACCESS TO PROMOTIVE AND PREVENTIVE HEALTH</b>		<b>424,314,701.39</b>	<b>602,824,603.53</b>	<b>1,616,913,934.29</b>	<b>2,996,006,386.21</b>	<b>5,640,059,625.42</b>	<b>98,327,050.00</b>	<b>5,332,787,721.57</b>	<b>24,873,851.38</b>	<b>4,105,054,454.61</b>
<b>PREXC 00 : ACCESS TO CURATIVE AND REHABILITATIVE HEALTH CARE</b>										
<b>HEALTH FACILITIES OPERATION PROGRAM</b>										
<b>CURATIVE HEALTH CARE SUB-PROGRAM</b>										
Operation of Blood Centers and National Voluntary Blood Services Program		11,371,000.98	15,214,588.34	15,490,782.37	38,142,268.67	81,215,658.67	-	74,587,126.26	318,623.15	347,657,007.68
Personnel Services		666,568.65	863,989.55	640,921.99	6,722,173.82	8,893,654.01	-	1,142,587.84	318,623.15	-
Maintenance & Other Operating Expenses		10,704,452.34	14,350,597.29	14,849,870.38	32,420,114.85	72,325,034.86	-	73,424,538.42		347,657,007.68
Capital Outlays		-	-	-	-	-	-	-		-
							-	-		-
Operation of DCH Hospitals in Metro Manila (DMA)		-	-	-	-	-	-	-		-
Personnel Services		-	-	-	-	-	-	-		-
Maintenance & Other Operating Expenses		-	-	-	-	-	-	-		-
Capital Outlays		-	-	-	-	-	-	-		-
							-	-		-
Operation of DCH Regional Hospitals and Other Health Facilities		-	-	-	-	-	-	-		-
Personnel Services		-	-	-	-	-	-	-		-
Maintenance & Other Operating Expenses		-	-	-	-	-	-	-		-
Capital Outlays		-	-	-	-	-	-	-		-
							-	-		-
Operation of National Reference Laboratories		-	-	-	4,100,000.00	4,100,000.00	-	-		2,325,000.00
Personnel Services		-	-	-	-	-	-	-		-
Maintenance & Other Operating Expenses		-	-	-	4,100,000.00	4,100,000.00	-	-		2,325,000.00
Capital Outlays		-	-	-	-	-	-	-		-
							-	-		-
<b>REHABILITATIVE HEALTH CARE SUB-PROGRAM</b>										
Operation of Dangerous Drug Abuse Treatment and Rehabilitation Centers		2,312,613.67	2,579,022.34	2,839,525.76	2,833,100.47	10,564,262.24	-	6,874,589.66		2,221,148.10
Personnel Services		-	-	-	-	-	-	-		-
Maintenance & Other Operating Expenses		2,312,613.67	2,579,022.34	2,839,525.76	2,833,100.47	10,564,262.24	-	3,545,589.66		2,221,148.10
Capital Outlays		-	-	-	-	-	-	3,329,000.00		-
<b>SUB-TOTAL, 00 : ACCESS TO CURATIVE AND REHABILITATIVE HEALTH</b>		<b>13,683,634.66</b>	<b>17,793,609.18</b>	<b>18,330,318.13</b>	<b>46,075,389.14</b>	<b>95,882,951.11</b>	<b>-</b>	<b>81,441,715.92</b>	<b>318,623.15</b>	<b>352,203,155.78</b>
<b>PREXC 00 : ACCESS TO SAFE AND QUALITY HEALTH COMMODITIES</b>										
<b>HEALTH REGULATORY PROGRAM</b>										
<b>HEALTH FACILITIES AND SERVICES REGULATION SUB-PROGRAM</b>										
Regulation of Health Facilities and Services		13,604,716.50	17,183,956.54	14,004,161.45	19,897,778.26	64,690,625.18	-	1,344,233.41	4,861,287.81	4,318,253.60
Personnel Services		10,490,669.41	14,090,624.17	10,532,073.36	10,164,440.22	45,277,807.16	-	114,222.92	4,861,287.81	-
Maintenance & Other Operating Expenses		3,414,049.12	3,093,342.77	3,472,088.09	9,673,338.04	19,652,818.02	-	1,230,010.49		4,318,253.60
Capital Outlays		-	-	-	-	-	-	-		-
							-	-		-
Regulation of Regional Health Facilities and Services		-	-	-	-	-	-	-		-
Personnel Services		-	-	-	-	-	-	-		-
Maintenance & Other Operating Expenses		-	-	-	-	-	-	-		-
Capital Outlays		-	-	-	-	-	-	-		-
							-	-		-
<b>CONSUMER HEALTH AND WELFARE SUB-PROGRAM</b>										
Regulation of Health Products and Establishments		-	-	-	-	-	-	-		-
Personnel Services		-	-	-	-	-	-	-		-
Maintenance & Other Operating Expenses		-	-	-	-	-	-	-		-



PROGRAM/ACTIVITY/PROJECT	UACS CODE	TOTAL DISBURSEMENT					BALANCES			
		1st Qtr ending March 31	2nd Qtr ending June 30	3rd Qtr ending Sept. 30	4th Qtr ending Dec. 31	TOTAL (REGULAR FUND)	Unreleased Appropriation	Unobligated Allotment	UNPAID OBLIGATION	
									Due and Demandable	Not Yet Due and Demandable
Capital Outlays		-	-	-	-	-	-	-		-
										-
ROUTINE QUARANTINE SERVICES SUB-PROGRAM										
Provision of Quarantine Services and International Health Surveillance		-	-	-	-	-	-	-	-	-
Personnel Services		-	-	-	-	-	-	-		-
Maintenance & Other Operating Expenses		-	-	-	-	-	-	-		-
Capital Outlays		-	-	-	-	-	-	-		-
SUB-TOTAL, 00: ACCESS TO SAFE AND QUALITY HEALTH COMMODITIES		13,904,718.53	17,183,966.94	14,004,161.45	19,837,778.26	64,930,625.18	-	1,344,233.41	4,861,287.81	4,318,253.60
							-	-		-
PREXC 00: ACCESS TO SOCIAL HEALTH PROTECTION ASSURED										-
SOCIAL HEALTH PROTECTION PROGRAM										-
PROJECTS										-
LOCALLY - FUNDED PROJECTS		1,875,031.11	5,562,152.22	110,032,437.36	626,752,092.83	744,221,713.52	1,043,500,000.00	1,724,530,097.22	-	644,728,815.59
Assistance to Indigent Patients either confined or out-patient & emergency		1,875,031.11	5,562,152.22	110,032,437.36	626,752,092.83	744,221,713.52	1,043,500,000.00	1,724,530,097.22	-	644,728,815.59
Personnel Services		-	-	-	-	-	-	-		-
Maintenance & Other Operating Expenses		1,875,031.11	5,562,152.22	110,032,437.36	626,752,092.83	744,221,713.52	1,043,500,000.00	1,724,530,097.22		644,728,815.59
Capital Outlays		-	-	-	-	-	-	-		-
							-	-		-
SUB-TOTAL, 00: ACCESS TO SOCIAL HEALTH PROTECTION ASSURED		1,875,031.11	5,562,152.22	110,032,437.36	626,752,092.83	744,221,713.52	1,043,500,000.00	1,724,530,097.22	-	644,728,815.59
TOTAL, OPERATIONS		453,778,085.69	643,364,331.87	1,759,280,851.23	3,688,671,646.44	6,545,094,915.23	1,141,827,050.00	7,140,103,768.12	30,053,762.34	5,106,304,679.58
TOTAL NEW APPROPRIATIONS		579,683,785.03	839,110,852.32	2,012,612,287.08	4,110,557,037.31	7,541,963,961.74	1,141,827,050.00	7,320,500,699.47	49,004,047.04	5,447,897,202.98
PS		423,013,887.91	389,597,965.75	237,296,813.46	151,079,288.14	1,200,987,955.26	-	13,810,495.32	49,004,047.04	0.00
MOOE		147,069,897.12	337,062,886.57	1,589,515,473.62	3,193,628,853.88	5,267,277,111.19	1,046,500,000.00	7,027,238,119.94	-	5,222,438,263.72
CO		9,600,000.00	112,450,000.00	185,800,000.00	765,848,895.29	1,073,698,895.29	95,327,050.00	279,452,084.21	-	225,460,939.26
II. AUTOMATIC APPROPRIATION										
Retirement and Life Insurance Premium	01104102	7,524,948.94	3,922,534.73	231,755.86	100.00	11,679,339.53	-	515,852.47	-	-
Personnel Services		7,524,948.94	3,922,534.73	231,755.86	100.00	11,679,339.53	-	515,852.47		-
Maintenance & Other Operating Expenses		-	-	-	-	-	-	-		-
Capital Outlays		-	-	-	-	-	-	-		-
							-	-		
Custom and Duties and Taxes	01104105	-	-	-	-	-	-	-	-	109,651,008.00
Personnel Services		-	-	-	-	-	-	-		-
Maintenance & Other Operating Expenses		-	-	-	-	-	-	-		109,651,008.00
Capital Outlays		-	-	-	-	-	-	-		-
							-	-		
Franchise Tax	03104347	-	-	-	-	-	29,420,000.00	-	-	-
Personnel Services		-	-	-	-	-	-	-		-
Maintenance & Other Operating Expenses		-	-	-	-	-	29,420,000.00	-		-
Capital Outlays		-	-	-	-	-	-	-		-
							-	-		
Illegal Drug Users (JICA-CARE)	04104167	-	-	-	-	-	-	-	-	-
Personnel Services		-	-	-	-	-	-	-		-
Maintenance & Other Operating Expenses		-	-	-	-	-	-	-		-
Capital Outlays		-	-	-	-	-	-	-		-
							-	-		
Health Sector Policy Support Program - Phase II EU (DOH)	04104159	-	-	-	-	-	-	-	-	-
Personnel Services		-	-	-	-	-	-	-		-
Maintenance & Other Operating Expenses		-	-	-	-	-	-	-	-	-
Capital Outlays		-	-	-	-	-	-	-	-	-
SUB-TOTAL, AUTOMATIC APPROPRIATION		7,524,948.94	3,922,534.73	231,755.86	100.00	11,679,339.53	29,420,000.00	515,852.47	-	109,651,008.00
PS		7,524,948.94	3,922,534.73	231,755.86	100.00	11,679,339.53	-	515,852.47	-	-
MOOE		-	-	-	-	-	29,420,000.00	-	-	109,651,008.00
CO		-	-	-	-	-	-	-	-	-
III. SPECIAL PURPOSE FUND										
Pension and Gratuity Fund	01101407	-	-	-	-	-	-	-	-	-



PROGRAM/ACTIVITY/PROJECT	UACS CODE	TOTAL DISBURSEMENT					BALANCES			
		1st Qtr ending March 31	2nd Qtr ending June 30	3rd Qtr ending Sept. 30	4th Qtr ending Dec. 31	TOTAL (REGULAR FUND)	Unreleased Appropriation	Unobligated Allotment	UNPAID OBLIGATION	
									Due and Demandable	Not Yet Due and Demandable
Personnel Services		-	-	-	-	-	-	-		-
Maintenance & Other Operating Expenses		-	-	-	-	-	-	-		-
Capital Outlays		-	-	-	-	-	-	-		-
							-	-		
Miscellaneous Personnel Benefits Fund	01101406	-	-	4,232,424.31	516,475,023.30	520,707,447.61	-	19,040,538.93	3,417,375.41	935,858.00
Personnel Services		-	-	4,232,424.31	515,625,718.30	519,858,142.61	-	19,040,538.93	3,417,375.41	(0.00)
Maintenance & Other Operating Expenses		-	-	-	849,305.00	849,305.00	-	-		935,858.00
Capital Outlays		-	-	-	-	-	-	-		-
							-	-		
QRF BAYANAHIAN ACT	01105422	-	34,761,949,964.00	1,550,212,578.19	552,723,732.35	36,864,886,274.54	-	218,573,479.77	-	1,324,932,781.46
Personnel Services		-	-	-	-	-	-	-		-
Maintenance & Other Operating Expenses		-	33,411,949,964.00	1,018,577,578.19	506,135,872.35	34,936,663,414.54	-	215,212,279.77		486,545,841.46
Capital Outlays		-	1,350,000,000.00	531,635,000.00	46,587,860.00	1,928,222,860.00	-	3,361,200.00		838,386,940.00
							-	-		
RA 11469 QRF -PCR	01101413	-	1,912,373,520.00	-	-	1,912,373,520.00	-	126,480.00	-	-
Personnel Services		-	-	-	-	-	-	-		-
Maintenance & Other Operating Expenses		-	1,912,373,520.00	-	-	1,912,373,520.00	-	126,480.00		-
Capital Outlays		-	-	-	-	-	-	-		-
							-	-		
Contingent Fund	01101401	-	50,000.00	-	-	50,000.00	-	-	-	-
Personnel Services		-	-	-	-	-	-	-		-
Maintenance & Other Operating Expenses		-	50,000.00	-	-	50,000.00	-	-		-
Capital Outlays		-	-	-	-	-	-	-		-
							-	-		
Calamity Funds	01101401	-	188,336,800.00	4,812,191.40	20,247,339.00	213,396,330.40	-	9,776,680.14	-	11,898,335.46
Personnel Services		-	-	-	-	-	-	-		-
Maintenance & Other Operating Expenses		-	188,336,800.00	4,812,191.40	20,247,339.00	213,396,330.40	-	9,776,680.14		11,898,335.46
Capital Outlays		-	-	-	-	-	-	-		-
							-	-		
World Bank Loan	01105428	-	-	-	4,521,110.87	4,521,110.87	-	4,330,587,074.16	-	1,850,653,978.97
Personnel Services		-	-	-	-	-	-	-		-
Maintenance & Other Operating Expenses		-	-	-	4,521,110.87	4,521,110.87	-	3,604,303,639.37		422,002,348.76
Capital Outlays		-	-	-	-	-	-	726,283,434.79		1,428,651,630.21
							-	-		
Asian Development Bank	01105428	-	-	-	-	-	-	14,984,869.00	-	-
Personnel Services		-	-	-	-	-	-	-		-
Maintenance & Other Operating Expenses		-	-	-	-	-	-	3,456,469.00		-
Capital Outlays		-	-	-	-	-	-	11,528,400.00		-
							-	-		
Bayanihan Act II	01105428	-	-	-	507,601,960.00	507,601,960.00	-	823,675,578.00	-	386,196,000.00
Personnel Services		-	-	-	-	-	-	-		-
Maintenance & Other Operating Expenses		-	-	-	337,601,960.00	337,601,960.00	-	823,675,578.00		-
Capital Outlays		-	-	-	170,000,000.00	170,000,000.00	-	-		386,196,000.00
		-	-	-	-	-	-	-	-	-
Personnel Services										
Maintenance & Other Operating Expenses										
Capital Outlays										
SUB-TOTAL, SPECIAL PURPOSE		-	36,862,710,284.00	1,559,257,193.90	1,601,569,165.52	40,023,536,643.42	-	5,416,764,700.00	3,417,375.41	3,574,616,953.89
PS		-	-	4,232,424.31	515,625,718.30	519,858,142.61	-	19,040,538.93	3,417,375.41	(0.00)
MOOE		-	35,512,710,284.00	1,023,389,769.59	869,355,587.22	37,405,455,640.81	-	4,656,551,126.28	-	921,382,383.68
CO		-	1,350,000,000.00	531,635,000.00	216,587,860.00	2,098,222,860.00	-	741,173,034.79	-	2,653,234,570.21
TOTAL (CURRENT YEAR 2020)		587,208,733.97	37,705,743,671.05	3,572,101,236.84	5,712,126,302.83	47,577,179,944.69	1,171,247,050.00	12,737,781,251.94	52,421,422.45	9,132,165,164.87
PS		430,538,836.85	393,520,500.48	241,760,993.83	666,705,106.44	1,732,525,437.40	-	33,366,888.72	52,421,422.45	0.00
MOOE		147,069,897.12	35,849,773,170.57	2,612,905,243.21	4,062,984,441.10	42,672,732,752.00	1,075,920,000.00	11,683,789,246.22	-	6,253,469,655.40
CO		9,600,000.00	1,462,450,000.00	717,435,000.00	982,436,755.29	3,171,921,755.29	95,327,050.00	1,020,625,119.00	-	2,878,695,509.47

PROGRAM/ACTIVITY/PROJECT	UACS CODE	TOTAL DISBURSEMENT					BALANCES			
		1st Qtr ending March 31	2nd Qtr ending June 30	3rd Qtr ending Sept. 30	4th Qtr ending Dec. 31	TOTAL (REGULAR FUND)	Unreleased Appropriation	Unobligated Allotment	UNPAID OBLIGATION	
									Due and Demandable	Not Yet Due and Demandable
FE										
I. CONTINUING APPROPRIATION										
A. PROGRAMS										
I. GENERAL ADMINISTRATION AND SUPPORT										
General Management and Supervision		11,925,321.67	1,166,865.72	466,406.25	3,211,655.32	16,770,248.96	-	5,037,767.96	-	10,355,109.63
Personnel Services		-	-	-	-	-	-	184,720.53		-
Maintenance & Other Operating Expenses		11,925,321.67	1,166,865.72	466,406.25	3,211,655.32	16,770,248.96	-	44,625.43		2,031,139.63
Capital Outlays		-	-	-	-	-	-	4,808,442.00		8,323,970.00
							-	-		-
Administrative Personnel Benefits		3,425,864.60	224,447.42	7,667,614.82	-	11,317,926.84	3,050,800,812.35	6,638,776.02	-	(0.00)
Personnel Services		3,425,864.60	224,447.42	7,667,614.82	-	11,317,926.84	3,050,800,812.35	6,638,776.02		(0.00)
Maintenance & Other Operating Expenses		-	-	-	-	-	-	-		-
Capital Outlays		-	-	-	-	-	-	-		-
TOTAL, GASS		15,351,186.27	1,391,313.14	8,134,021.07	3,211,655.32	28,088,175.80	3,050,800,812.35	11,676,563.98	-	10,355,109.63
II. SUPPORT TO OPERATIONS										
Health Information Technology		1,211,105.72	496,070.24	327,600.00	5,486,199.96	7,520,975.92	-	9,554,908.81	8,797.49	22,058,763.44
Personnel Services		-	-	-	-	-	-	39,563.01	8,797.49	-
Maintenance & Other Operating Expenses		1,211,105.72	496,070.24	327,600.00	5,486,199.96	7,520,975.92	-	6,553,757.48		13,333,523.44
Capital Outlays		-	-	-	-	-	-	2,941,588.32		8,725,240.00
							-	-		-
Operations of Regional Offices		-	-	-	-	-	-	-	-	-
Personnel Services		-	-	-	-	-	-	-		-
Maintenance & Other Operating Expenses		-	-	-	-	-	-	-		-
Capital Outlays		-	-	-	-	-	-	-		-
							-	-		-
TOTAL, STO		1,211,105.72	496,070.24	327,600.00	5,486,199.96	7,520,975.92	-	9,534,908.81	8,797.49	22,058,763.44
III. OPERATIONS										
PREXC OO : ACCESS TO PROMOTIVE AND PREVENTIVE HEALTH CARE										
HEALTH POLICY AND STANDARDS DEVELOPMENT PROGRAM										
International Health Policy Development and Cooperation		273,739.89	235,285.12	3,214.29	32,400.00	544,639.30	-	151,613.06	-	351,596.00
Personnel Services		-	-	-	-	-	-	-		-
Maintenance & Other Operating Expenses		273,739.89	235,285.12	3,214.29	32,400.00	544,639.30	-	151,613.06		351,596.00
Capital Outlays		-	-	-	-	-	-	-		-
							-	-		-
Health Sector Policy and Plan Development		445,088.84	10,849.54	55,734.00	60,000.00	571,672.38	-	2,101,886.64	-	493,193.00
Personnel Services		-	-	-	-	-	-	8,730.00		-
Maintenance & Other Operating Expenses		445,088.84	10,849.54	55,734.00	60,000.00	571,672.38	-	2,101,886.64		493,193.00
Capital Outlays		-	-	-	-	-	-	-		-
							-	-		-
Health Sector Research Development		78,000.00	-	-	-	78,000.00	-	1,784,555.74	-	89,171.00
Personnel Services		-	-	-	-	-	-	106.99		-
Maintenance & Other Operating Expenses		78,000.00	-	-	-	78,000.00	-	1,784,478.74		89,171.00
Capital Outlays		-	-	-	-	-	-	-		-
							-	-		-
HEALTH SYSTEMS STRENGTHENING PROGRAM										
SERVICE DELIVERY SUB-PROGRAM										
Health Facility Policy and Plan Development		1,223,027.25	527,337.09	6,632.22	269,500.00	2,026,496.56	-	1,177,688.67	-	801,435.00
Personnel Services		9,000.00	-	-	-	9,000.00	-	512,302.92		-
Maintenance & Other Operating Expenses		1,223,027.25	527,337.09	6,632.22	269,500.00	2,026,496.56	-	665,385.65		801,435.00
Capital Outlays		-	-	-	-	-	-	-		-
							-	-		-
Health Facilities Enhancement Program		526,634.72	114,648,451.50	6,000,000.00	7,846,316.80	129,021,483.02	102,743,121.00	18,354,235.83	-	141,650,000.00
Personnel Services		-	-	-	-	-	-	-		-
Maintenance & Other Operating Expenses		526,634.72	4,681.50	-	846,316.80	1,377,633.02	-	214,235.83		-



PROGRAM/ACTIVITY/PROJECT	UACS CODE	TOTAL DISBURSEMENT					BALANCES			
		1st Qtr ending March 31	2nd Qtr ending June 30	3rd Qtr ending Sept. 30	4th Qtr ending Dec. 31	TOTAL (REGULAR FUND)	Unreleased Appropriation	Unobligated Allotment	UNPAID OBLIGATION	
									Due and Demandable	Not Yet Due and Demandable
Capital Outlays		-	114,643,800.00	6,000,000.00	7,000,000.00	127,643,800.00	102,743,121.00	18,150,000.00		141,650,000.00
							-	-		-
Local Health Systems Development and Assistance		123,493.13	-	7,585.57	-	131,078.70	-	542,512.18	-	110,444.00
Personnel Services		-	-	-	-	-	-	146,480.00		-
Maintenance & Other Operating Expenses		123,493.13	-	7,585.57	-	131,078.70	-	396,032.18		110,444.00
Capital Outlays		-	-	-	-	-	-	-		-
							-	-		-
Pharmaceutical Management		1,165,827.71	1,134,000.00	-	3,238,084.00	5,537,911.71	9,744,835.00	21,454,409.60	-	96,460,939.74
Personnel Services		-	-	-	-	-	-	397,196.08		-
Maintenance & Other Operating Expenses		1,165,827.71	1,134,000.00	-	3,238,084.00	5,537,911.71	9,744,835.00	21,057,243.52		96,460,939.74
Capital Outlays		-	-	-	-	-	-	-		-
							-	-		-
HEALTH HUMAN RESOURCE SUB-PROGRAM										
Human Resource for Health (HRH) Deployment		15,570,218.51	50,578,480.00	-	5,440,742.55	71,589,441.06	-	248,366,700.67	0.75	22,185,425.00
Personnel Services		191,487.31	-	-	-	191,487.31	-	22,886.16	0.75	-
Maintenance & Other Operating Expenses		15,778,731.20	50,578,480.00	-	5,440,742.55	71,797,953.75	-	248,366,904.51		22,185,425.00
Capital Outlays		-	-	-	-	-	-	-		-
							-	-		-
Human Resources for Health (HRH) and Institutional Capacity Management		2,022,909.95	215,062.26	485,820.00	151,200.00	2,874,992.21	-	563,229.11	-	298,100.00
Personnel Services		-	-	-	-	-	-	476,329.79		-
Maintenance & Other Operating Expenses		2,022,909.95	215,062.26	485,820.00	151,200.00	2,874,992.21	-	91,896.32		298,100.00
Capital Outlays		-	-	-	-	-	-	-		-
							-	-		-
HEALTH PROMOTION SUB-PROGRAM										
Health Promotion		245,600.98	410,045.58	-	483,120.00	1,138,766.56	-	2,928,619.41	723,702.51	9,380.00
Personnel Services		-	-	-	-	-	-	-	723,702.51	-
Maintenance & Other Operating Expenses		245,600.98	410,045.58	-	483,120.00	1,138,766.56	-	2,928,619.41		9,380.00
Capital Outlays		-	-	-	-	-	-	-		-
							-	-		-
PUBLIC HEALTH PROGRAM										
PUBLIC HEALTH MANAGEMENT SUB-PROGRAM										
Public Health Management		3,557,048.01	1,699,532.15	45,828.72	3,478,452.97	8,775,861.85	-	296,967.95	-	3,238,944.32
Personnel Services		25,000.00	-	-	-	25,000.00	-	1,854.33		-
Maintenance & Other Operating Expenses		3,552,048.01	1,699,532.15	45,828.72	3,478,452.97	8,775,861.85	-	296,967.95		3,238,944.32
Capital Outlays		-	-	-	-	-	-	-		-
							-	-		-
Operation of PNAC Secretariat		82,388.61	-	-	-	82,388.61	-	160,741.86	-	-
Personnel Services		-	-	-	-	-	-	-		-
Maintenance & Other Operating Expenses		82,388.61	-	-	-	82,388.61	-	160,741.86		-
Capital Outlays		-	-	-	-	-	-	-		-
							-	-		-
Complementary Feeding Program		-	-	-	-	-	-	-		-
Personnel Services		-	-	-	-	-	-	-		-
Maintenance & Other Operating Expenses		-	-	-	-	-	-	-		-
Capital Outlays		-	-	-	-	-	-	-		-
							-	-		-
ENVIRONMENTAL AND OCCUPATIONAL HEALTH SUB-PROGRAM										
Environmental and Occupational Health		-	-	-	-	-	-	-		-
Personnel Services		-	-	-	-	-	-	-		-
Maintenance & Other Operating Expenses		-	-	-	-	-	-	-		-
Capital Outlays		-	-	-	-	-	-	-		-
							-	-		-
NATIONAL IMMUNIZATION SUB-PROGRAM										
National Immunization		51,724,780.00	4,931,892.19	429,136,039.43	23,619,247.25	509,411,958.87	-	2,222,029.03	-	21,316,748.37
Personnel Services		-	-	-	-	-	-	-		-
Maintenance & Other Operating Expenses		51,724,780.00	4,931,892.19	429,136,039.43	23,619,247.25	509,411,958.87	-	2,222,029.03		21,316,748.37
Capital Outlays		-	-	-	-	-	-	-		-

PROGRAM/ACTIVITY/PROJECT	UACS CODE	TOTAL DISBURSEMENT					BALANCES			
		1st Qtr ending March 31	2nd Qtr ending June 30	3rd Qtr ending Sept. 30	4th Qtr ending Dec. 31	TOTAL (REGULAR FUND)	Unreleased Appropriation	Unobligated Allotment	UNPAID OBLIGATION	
									Due and Demandable	Not Yet Due and Demandable
										-
FAMILY HEALTH SUB-PROGRAM										
Family Health Nutrition and Responsible Parenting		-	188,987,570.12	-	129,688,762.50	318,676,332.62	-	7,380,000.00	-	719,544,358.71
Personnel Services		-	-	-	-	-	-	-		-
Maintenance & Other Operating Expenses		-	188,987,570.12	-	129,688,762.50	318,676,332.62	-	7,380,000.00		719,544,358.71
Capital Outlays		-	-	-	-	-	-	-		-
										-
ELIMINATION OF INFECTIOUS DISEASES PROGRAM										
Elimination of Disease such as Malaria, Schistosomiasis, Leprosy and Filariasis		-	1,066,815.75	-	3,175,732.48	4,242,548.23	-	-	-	5,012,591.30
Personnel Services		-	-	-	-	-	-	-		-
Maintenance & Other Operating Expenses		-	1,066,815.75	-	3,175,732.48	4,242,548.23	-	-		5,012,591.30
Capital Outlays		-	-	-	-	-	-	-		-
										-
Polio Control		-	-	-	-	-	-	505.00	-	27,304,920.00
Personnel Services		-	-	-	-	-	-	-		-
Maintenance & Other Operating Expenses		-	-	-	-	-	-	505.00		27,304,920.00
Capital Outlays		-	-	-	-	-	-	-		-
										-
PREVENTION AND CONTROL OF INFECTIOUS DISEASES SUB-PROGRAM										
Prevention and Control of Other Infectious Diseases		-	-	-	4,369,500.00	4,369,500.00	-	2,188,716.31	-	12,562,164.00
Personnel Services		-	-	-	-	-	-	-		-
Maintenance & Other Operating Expenses		-	-	-	4,369,500.00	4,369,500.00	-	2,188,716.31		12,562,164.00
Capital Outlays		-	-	-	-	-	-	-		-
										-
TB Control		-	-	4,774,827.20	-	4,774,827.20	-	7.00	-	-
Personnel Services		-	-	-	-	-	-	-		-
Maintenance & Other Operating Expenses		-	-	4,774,827.20	-	4,774,827.20	-	7.00		-
Capital Outlays		-	-	-	-	-	-	-		-
										-
Assistance to Philippine Tuberculosis		-	-	-	-	-	-	-	-	-
Personnel Services		-	-	-	-	-	-	-		-
Maintenance & Other Operating Expenses		-	-	-	-	-	-	-		-
Capital Outlays		-	-	-	-	-	-	-		-
										-
NON COMMUNICABLE DISEASES SUB-PROGRAM										
Prevention and Control of Non-Communicable Diseases		-	10,140,000.00	10,381,935.49	-	20,521,935.49	-	4,053,901.48	-	255,403.03
Personnel Services		-	-	-	-	-	-	-		-
Maintenance & Other Operating Expenses		-	10,140,000.00	10,381,935.49	-	20,521,935.49	-	4,053,901.48		255,403.03
Capital Outlays		-	-	-	-	-	-	-		-
										-
EPIDEMIOLOGY AND SURVEILLANCE PROGRAM										
Epidemiology and Surveillance		2,377,388.76	20,466.16	25,295.31	512,407.99	2,935,558.22	-	217,140.27	-	765,306.23
Personnel Services		-	-	-	-	-	-	-		-
Maintenance & Other Operating Expenses		2,377,388.76	20,466.16	25,295.31	512,407.99	2,935,558.22	-	217,140.27		765,306.23
Capital Outlays		-	-	-	-	-	-	-		-
										-
HEALTH EMERGENCY MANAGEMENT PROGRAM										
Health Emergency Preparedness and Response		224,930.38	24,167.26	24,283.60	3,795,000.00	4,068,381.24	-	109,534.96	-	110,800.00
Personnel Services		-	-	-	-	-	-	109,534.96		-
Maintenance & Other Operating Expenses		224,930.38	24,167.26	24,283.60	3,795,000.00	4,068,381.24	-	-		110,800.00
Capital Outlays		-	-	-	-	-	-	-		-
										-
Quick Response Fund		553,000.00	75,500.00	63,000.00	-	691,500.00	-	1,268,584.04	-	1,800,000.00
Personnel Services		-	-	-	-	-	-	-		-
Maintenance & Other Operating Expenses		553,000.00	75,500.00	63,000.00	-	691,500.00	-	971,584.04		1,800,000.00
Capital Outlays		-	-	-	-	-	-	296,965.00		-
										-




PROGRAM/ACTIVITY/PROJECT	UACS CODE	TOTAL DISBURSEMENT					BALANCES			
		1st Qtr ending March 31	2nd Qtr ending June 30	3rd Qtr ending Sept. 30	4th Qtr ending Dec. 31	TOTAL (REGULAR FUND)	Unreleased Appropriation	Unobligated Allotment	UNPAID OBLIGATION	
									Due and Demandable	Not Yet Due and Demandable
SUB-TOTAL, 00 : ACCESS TO PROMOTIVE AND PREVENTIVE HEALTH		80,623,076.74	374,705,484.72	451,010,195.83	186,160,466.54	1,092,499,223.83	112,487,956.00	315,372,275.03	723,703.26	1,054,360,939.70
PREXC 00 : ACCESS TO CURATIVE AND REHABILITATIVE HEALTH CARE										
HEALTH FACILITIES OPERATION PROGRAM										
CURATIVE HEALTH CARE SUB-PROGRAM										
Operation of Blood Centers and National Voluntary Blood Services Program		2,141,781.72	60,659.42	15,728,776.33	5,446,074.20	23,377,291.67	-	1,163,393.83	-	27,464,664.09
Personnel Services		-	-	-	-	-	-	-		-
Maintenance & Other Operating Expenses		2,141,781.72	60,659.42	15,728,776.33	5,446,074.20	23,377,291.67	-	1,163,393.83		27,464,664.09
Capital Outlays		-	-	-	-	-	-	-		-
							-	-		-
Operation of DCH Hospitals in Metro Manila (JRM)		-	-	-	-	-	-	-	-	-
Personnel Services		-	-	-	-	-	-	-		-
Maintenance & Other Operating Expenses		-	-	-	-	-	-	-		-
Capital Outlays		-	-	-	-	-	-	-		-
							-	-		-
Operation of DCH Regional Hospitals and Other Health Facilities		-	-	-	-	-	-	-	-	-
Personnel Services		-	-	-	-	-	-	-		-
Maintenance & Other Operating Expenses		-	-	-	-	-	-	-		-
Capital Outlays		-	-	-	-	-	-	-		-
							-	-		-
Operation of National Reference Laboratories		-	-	-	-	-	-	-	-	-
Personnel Services		-	-	-	-	-	-	-		-
Maintenance & Other Operating Expenses		-	-	-	-	-	-	-		-
Capital Outlays		-	-	-	-	-	-	-		-
										-
REHABILITATIVE HEALTH CARE SUB-PROGRAM										
Operation of Dangerous Drug Abuse Treatment and Rehabilitation Centers		497,697.15	-	10,400.00	-	508,097.15	29,000,000.00	2,318,012.72	-	500.00
Personnel Services		-	-	-	-	-	29,000,000.00	266,356.39		-
Maintenance & Other Operating Expenses		497,697.15	-	10,400.00	-	508,097.15	-	2,052,956.33		500.00
Capital Outlays		-	-	-	-	-	-	-		-
SUB-TOTAL, 00 : ACCESS TO CURATIVE AND REHABILITATIVE HEALTH		2,639,478.87	60,659.42	15,739,176.33	5,446,074.20	23,885,388.82	29,000,000.00	3,482,706.55	-	27,465,164.09
PREXC 00 : ACCESS TO SAFE AND QUALITY HEALTH COMMODITIES, SERVICES AND REGULATION										
HEALTH REGULATORY PROGRAM										
HEALTH FACILITIES AND SERVICES REGULATION SUB-PROGRAM										
Regulation of Health Facilities and Services		2,163,171.41	1,341,863.99	854,656.37	303,015.60	4,662,707.37	-	2,064,171.87	-	1,192,942.00
Personnel Services		-	-	-	-	-	-	223,527.00		-
Maintenance & Other Operating Expenses		2,163,171.41	1,341,863.99	854,656.37	303,015.60	4,662,707.37	-	1,840,644.87		1,192,942.00
Capital Outlays		-	-	-	-	-	-	-		-
							-	-		-
Regulation of Regional Health Facilities and Services		-	-	-	-	-	-	-	-	-
Personnel Services		-	-	-	-	-	-	-		-
Maintenance & Other Operating Expenses		-	-	-	-	-	-	-		-
Capital Outlays		-	-	-	-	-	-	-		-
										-
CONSUMER HEALTH AND WELFARE SUB-PROGRAM										
Regulation of Health Products and Establishments		-	-	-	-	-	-	-	-	-
Personnel Services		-	-	-	-	-	-	-		-
Maintenance & Other Operating Expenses		-	-	-	-	-	-	-		-
Capital Outlays		-	-	-	-	-	-	-		-
										-
ROUTINE QUARANTINE SERVICES SUB-PROGRAM										
Provision of Quarantine Services and International Health Surveillance		-	-	-	-	-	-	-	-	-
Personnel Services		-	-	-	-	-	-	-		-
Maintenance & Other Operating Expenses		-	-	-	-	-	-	-		-
Capital Outlays		-	-	-	-	-	-	-		-
SUB-TOTAL, 00: ACCESS TO SAFE AND QUALITY HEALTH COMMODITIES, SERVICES AND REGULATION		2,163,171.41	1,341,863.99	854,656.37	303,015.60	4,662,707.37	-	2,064,171.87	-	1,192,942.00

PROGRAM/ACTIVITY/PROJECT	UACS CODE	TOTAL DISBURSEMENT					BALANCES			
		1st Qtr ending March 31	2nd Qtr ending June 30	3rd Qtr ending Sept. 30	4th Qtr ending Dec. 31	TOTAL (REGULAR FUND)	Unreleased Appropriation	Unobligated Allotment	UNPAID OBLIGATION	
									Due and Demandable	Not Yet Due and Demandable
							-	-		-
PREXC 00: ACCESS TO SOCIAL HEALTH PROTECTION ASSURED										-
SOCIAL HEALTH PROTECTION PROGRAM										-
PROJECTS										-
LOCALLY - FUNDED PROJECTS		394,141.41	66,533,895.93	578,269,233.23	5,513,299.53	650,710,570.10	-	646,542.24	-	83,566,439.91
Assistance to indigent Patients either confined or out patient s in government		394,141.41	66,533,895.93	578,269,233.23	5,513,299.53	650,710,570.10	-	646,542.24	-	83,566,439.91
Personnel Services		-	-	-	-	-	-	-		-
Maintenance & Other Operating Expenses		394,141.41	66,533,895.93	578,269,233.23	5,513,299.53	650,710,570.10	-	646,542.24		83,566,439.91
Capital Outlays		-	-	-	-	-	-	-		-
							-	-		-
SUB-TOTAL, 00: ACCESS TO SOCIAL HEALTH PROTECTION ASSURED		394,141.41	66,533,895.93	578,269,233.23	5,513,299.53	650,710,570.10	-	646,542.24	-	83,566,439.91
TOTAL, OPERATIONS		85,819,868.43	442,641,904.06	1,045,873,261.76	197,422,855.87	1,771,757,890.12	141,487,956.00	321,565,695.69	723,703.26	1,166,585,485.70
TOTAL SPECIFIC BUDGET (CONAP)		102,382,160.42	444,529,287.44	1,054,334,882.83	206,120,711.15	1,807,367,041.84	3,192,288,768.35	342,777,168.48	732,500.75	1,198,999,358.77
PS		3,651,351.91	224,447.42	7,667,614.82	-	11,543,414.15	3,079,800,812.35	9,028,364.18	732,500.75	(0.00)
MOOE		98,730,808.51	329,661,040.02	1,040,667,268.01	199,120,711.15	1,668,179,827.69	9,744,835.00	307,551,808.98	-	1,040,300,148.77
CO		-	114,643,800.00	6,000,000.00	7,000,000.00	127,643,800.00	102,743,121.00	26,196,995.32	-	158,699,210.00
III. SPECIAL PURPOSE FUND										
Pension and Graduity Fund	01101407	-	-	-	-	-	-	-	-	-
Personnel Services		-	-	-	-	-	-	-		-
Maintenance & Other Operating Expenses		-	-	-	-	-	-	-		-
Capital Outlays		-	-	-	-	-	-	-		-
							-	-		-
Miscellaneous Personnel Benefits Fund	01101406	10,000.00	-	8,118,385.18	-	8,128,385.18	-	0.00	-	-
Personnel Services		10,000.00	-	8,118,385.18	-	8,128,385.18	-	0.00		-
Maintenance & Other Operating Expenses		-	-	-	-	-	-	-		-
Capital Outlays		-	-	-	-	-	-	-		-
							-	-		-
Bayanihan Act II	01101405	-	-	-	3,168,746,947.49	3,168,746,947.49	-	1,111,203,382.06	-	30,975,000.00
Personnel Services		-	-	-	-	-	-	792,656,353.62		-
Maintenance & Other Operating Expenses		-	-	-	3,168,746,947.49	3,168,746,947.49	-	318,547,028.44		30,975,000.00
Capital Outlays		-	-	-	-	-	-	-		-
							-	-		-
E-Government Fund	01102404	-	-	-	-	-	-	-	-	-
Personnel Services		-	-	-	-	-	-	-		-
Maintenance & Other Operating Expenses		-	-	-	-	-	-	-		-
Capital Outlays		-	-	-	-	-	-	-		-
							-	-		-
Contingent Fund	01102402	-	-	-	-	-	-	-	-	-
Personnel Services		-	-	-	-	-	-	-		-
Maintenance & Other Operating Expenses		-	-	-	-	-	-	-		-
Capital Outlays		-	-	-	-	-	-	-		-
							-	-		-
Calamity Funds	01101401	-	-	-	-	-	-	-	-	-
Personnel Services		-	-	-	-	-	-	-		-
Maintenance & Other Operating Expenses		-	-	-	-	-	-	-		-
Capital Outlays		-	-	-	-	-	-	-		-
SUB-TOTAL, SPECIAL PURPOSE		10,000.00	-	8,118,385.18	3,168,746,947.49	3,176,875,332.67	-	1,111,203,382.06	-	30,975,000.00
PS		10,000.00	-	8,118,385.18	-	8,128,385.18	-	792,656,353.62	-	-
MOOE		-	-	-	3,168,746,947.49	3,168,746,947.49	-	318,547,028.44	-	30,975,000.00
CO		-	-	-	-	-	-	-	-	-
TOTAL (CONAP 2018)		102,392,160.42	444,529,287.44	1,062,453,268.01	3,374,867,658.64	4,984,242,374.51	3,192,288,768.35	1,453,980,550.54	732,500.75	1,229,974,358.77
PS		3,661,351.91	224,447.42	15,786,000.00	-	19,671,799.33	3,079,800,812.35	801,684,717.80	732,500.75	(0.00)
MOOE		98,730,808.51	329,661,040.02	1,040,667,268.01	3,367,867,658.64	4,836,926,775.18	9,744,835.00	626,098,837.42	-	1,071,275,148.77
CO		-	114,643,800.00	6,000,000.00	7,000,000.00	127,643,800.00	102,743,121.00	26,196,995.32	-	158,699,210.00
FE										




PROGRAM/ACTIVITY/PROJECT	UACS CODE	TOTAL DISBURSEMENT					BALANCES			
		1st Qtr ending March 31	2nd Qtr ending June 30	3rd Qtr ending Sept. 30	4th Qtr ending Dec. 31	TOTAL (REGULAR FUND)	Unreleased Appropriation	Unobligated Allotment	UNPAID OBLIGATION	
									Due and Demandable	Not Yet Due and Demandable
GRAND TOTAL (CURRENT + CONAP)		689,600,894.40	38,150,272,958.49	4,634,554,504.85	9,086,993,961.47	52,561,422,319.21	4,363,535,818.35	14,191,761,802.48	53,153,923.20	10,362,139,523.64
PS		434,200,188.76	393,744,947.90	257,546,993.63	666,705,106.44	1,752,197,236.73	3,079,800,812.35	835,051,604.52	53,153,923.20	0.00
MOOE		245,800,705.63	36,179,434,210.59	3,653,572,511.22	7,430,852,099.74	47,509,659,527.18	1,085,664,835.00	12,309,888,083.64	-	7,324,744,804.17
CO		9,600,000.00	1,577,093,800.00	723,435,000.00	989,436,755.29	3,299,565,555.29	198,070,171.00	1,046,822,114.32	-	3,037,394,719.47
FE		-	-	-	-	-	-	-	-	-


Certified Correct:

  
AGNES D. MARFORI  
OIC, BUDGET DIVISION

Certified Correct:

  
FILIPINA V. VELASQUEZ, CPA, MM  
OIC, ACCOUNTING DIVISION

Recommending Approval :

  
ROWENA C. LORA, CPA, MM  
OIC, DIRECTOR IV  
FINANCIAL AND MANAGEMENT SERVICE