

## STATEMENT OF APPROPRIATIONS, ALLOTMENTS, OBLIGATIONS, DISBURSEMENTS AND BALANCES

As of the Quarter Ending June 30, 2020

FAR No. 1

Department: Department of Health (DOH)

Agency: Office of the Secretary

Operating Unit: All

Organization Code (UACS): 130010000000

Fund Cluster: 01 - Regular Agency Fund, 04 - Special Accounts/ Foreign Assisted


 Current Year Appropriations  
 Continuing Appropriations

PROGRAM/ACTIVITY/PROJECT	PREXC CODE	APPROPRIATION				ALLOTMENTS					TOTAL OBLIGATION				
		Authorized Appropriation	Outside Dept.	Within Dept.	Adjusted Appropriations	Allotments Received	Adjustments (Withdrawal, Realignment)	(Transfer to)	Transfer from	Adjusted Total Allotments	1st Qtr ending March 31	2nd Qtr ending June 30	3rd Qtr ending Sept. 30	4th Qtr ending Dec. 31	TOTAL (REGULAR FUND)
I. NEW APPROPRIATION (CURRENT)															
A. PROGRAMS															
I. GENERAL ADMINISTRATION AND SUPPORT															
General Management and Supervision	100000100001000	628,141,000.00	-	-	628,141,000.00	628,141,000.00	-	3,450,600.00	3,450,600.00	628,141,000.00	150,433,953.66	208,357,589.59	-	-	358,791,543.27
Personnel Services		325,133,000.00	-	-	325,133,000.00	325,133,000.00	-	-	-	325,133,000.00	70,824,836.75	104,017,443.61	-	-	174,842,280.36
Maintenance & Other Operating Expenses		303,008,000.00	-	-	303,008,000.00	303,008,000.00	-	3,450,600.00	3,450,600.00	303,008,000.00	79,609,116.93	104,340,145.98	-	-	183,949,262.91
Capital Outlays		-	-	-	-	-	-	-	-	-	-	-	-	-	-
		-	-	-	-	-	-	-	-	-	-	-	-	-	-
Administration of Personnel Benefits	100000100002000	6,009,740,000.00	-	29,555,492.00	6,039,295,492.00	5,938,410,000.00	29,555,492.00	54,118,142.16	54,118,142.16	5,967,965,492.00	166,296,286.51	628,085,730.64	-	-	794,382,017.15
Personnel Services		6,009,740,000.00	-	29,555,492.00	6,039,295,492.00	5,938,410,000.00	29,555,492.00	54,118,142.16	54,118,142.16	5,967,965,492.00	166,296,286.51	628,085,730.64	-	-	794,382,017.15
Maintenance & Other Operating Expenses		-	-	-	-	-	-	-	-	-	-	-	-	-	-
Capital Outlays		-	-	-	-	-	-	-	-	-	-	-	-	-	-
TOTAL, GASS		6,637,881,000.00	-	29,555,492.00	6,667,436,492.00	6,566,551,000.00	29,555,492.00	57,568,742.16	57,568,742.16	6,596,106,492.00	316,730,240.19	836,443,320.23	-	-	1,153,173,560.42
					-										
II. SUPPORT TO OPERATIONS															
Health Information Technology	200000100001000	1,242,673,000.00	-	0.00	1,242,673,000.00	1,242,673,000.00	-	39,736,025.60	39,736,025.60	1,242,673,000.00	38,455,909.57	101,180,908.11	-	-	139,636,817.68
Personnel Services		6,294,000.00	-	-	6,294,000.00	6,294,000.00	-	-	-	6,294,000.00	5,061,556.45	1,225,355.14	-	-	6,286,911.59
Maintenance & Other Operating Expenses		426,401,000.00	-	0.00	426,401,000.00	426,401,000.00	-	24,736,025.60	24,736,025.60	426,401,000.00	23,794,353.12	33,003,858.19	-	-	56,798,211.31
Capital Outlays		809,978,000.00	-	-	809,978,000.00	809,978,000.00	-	15,000,000.00	15,000,000.00	809,978,000.00	9,600,000.00	66,951,694.78	-	-	76,551,694.78
		-	-	-	-	-	-	-	-	-	-	-	-	-	-
Operations of Regional Offices	200000100002000	1,189,881,000.00	-	-	1,189,881,000.00	1,189,881,000.00	-	-	-	1,189,881,000.00	308,846,558.96	286,234,287.66	-	-	595,080,846.62
Personnel Services		1,003,077,000.00	-	-	1,003,077,000.00	1,003,077,000.00	-	-	-	1,003,077,000.00	253,157,466.09	250,744,807.37	-	-	503,902,273.46
Maintenance & Other Operating Expenses		186,804,000.00	-	-	186,804,000.00	186,804,000.00	-	-	-	186,804,000.00	55,689,092.37	35,489,480.29	-	-	91,178,573.16
Capital Outlays		1,000,000.00	-	-	1,000,000.00	-	-	-	-	-	-	-	-	-	-
		-	-	-	-	-	-	-	-	-	-	-	-	-	-
TOTAL, STO		2,433,554,000.00	-	0.00	2,433,554,000.00	2,432,554,000.00	-	39,736,025.60	39,736,025.60	2,432,554,000.00	347,302,468.53	387,415,195.77	-	-	734,717,664.30
					-										
III. OPERATIONS															
PREXC 00 : ACCESS TO PROMOTIVE AND PREVENTIVE HEALTH CARE SERVICES IMPROVED															
HEALTH POLICY AND STANDARDS DEVELOPMENT PROGRAM		294,864,000.00	-	0.00	294,864,000.00	294,864,000.00	-	30,545,464.20	30,545,464.20	294,864,000.00	17,364,285.35	21,590,770.23	-	-	38,955,055.58
International Health Policy Development and Co	310100100001000	40,572,000.00	-	-	40,572,000.00	40,572,000.00	-	1,700,000.00	1,700,000.00	40,572,000.00	6,969,755.97	8,132,223.39	-	-	15,101,979.36
Personnel Services		22,744,000.00	-	-	22,744,000.00	22,744,000.00	-	-	-	22,744,000.00	5,114,942.99	6,884,067.57	-	-	11,999,010.56
Maintenance & Other Operating Expenses		17,828,000.00	-	-	17,828,000.00	17,828,000.00	-	1,700,000.00	1,700,000.00	17,828,000.00	1,854,812.98	1,248,155.82	-	-	3,102,968.80
Capital Outlays		-	-	-	-	-	-	-	-	-	-	-	-	-	-
		-	-	-	-	-	-	-	-	-	-	-	-	-	-
Health Sector Policy and Plan Development	310100100002000	51,080,000.00	-	-	51,080,000.00	51,080,000.00	-	-	-	51,080,000.00	9,350,732.35	11,349,941.35	-	-	20,700,673.70
Personnel Services		27,868,000.00	-	-	27,868,000.00	27,868,000.00	-	-	-	27,868,000.00	7,454,881.72	9,533,624.45	-	-	16,988,506.17
Maintenance & Other Operating Expenses		23,212,000.00	-	-	23,212,000.00	23,212,000.00	-	-	-	23,212,000.00	1,895,850.63	1,816,316.90	-	-	3,712,167.53
Capital Outlays		-	-	-	-	-	-	-	-	-	-	-	-	-	-
		-	-	-	-	-	-	-	-	-	-	-	-	-	-
Health Sector Research Development	310100100003000	203,212,000.00	-	0.00	203,212,000.00	203,212,000.00	-	28,845,464.20	28,845,464.20	203,212,000.00	1,043,797.03	2,108,605.49	-	-	3,152,402.52
Personnel Services		53,702,000.00	-	-	53,702,000.00	53,702,000.00	-	-	-	53,702,000.00	-	-	-	-	-
Maintenance & Other Operating Expenses		149,510,000.00	-	0.00	149,510,000.00	149,510,000.00	-	28,845,464.20	28,845,464.20	149,510,000.00	1,043,797.03	2,108,605.49	-	-	3,152,402.52
Capital Outlays		-	-	-	-	-	-	-	-	-	-	-	-	-	-
		-	-	-	-	-	-	-	-	-	-	-	-	-	-
HEALTH SYSTEMS STRENGTHENING PROGRAM		19,332,324,000.00	-	0.00	19,332,324,000.00	16,842,424,000.00	-	14,399,812,451.76	14,399,812,451.76	16,842,424,000.00	3,729,781,943.03	5,398,773,486.67	-	-	9,128,555,429.71
SERVICE DELIVERY SUB-PROGRAM															
Health Facility Policy and Plan Development	310201100001000	176,176,000.00	-	-	176,176,000.00	176,176,000.00	-	32,811,679.00	32,811,679.00	176,176,000.00	13,996,772.14	17,683,343.24	-	-	31,680,115.38
Personnel Services		30,652,000.00	-	-	30,652,000.00	30,652,000.00	-	-	-	30,652,000.00	6,566,216.04	9,072,621.71	-	-	15,638,837.75
Maintenance & Other Operating Expenses		145,524,000.00	-	-	145,524,000.00	145,524,000.00	-	32,811,679.00	32,811,679.00	145,524,000.00	7,430,556.10	8,610,721.53	-	-	16,041,277.63
Capital Outlays		-	-	-	-	-	-	-	-	-	-	-	-	-	-
		-	-	-	-	-	-	-	-	-	-	-	-	-	-
Health Facilities Enhancement Program	310201100002000	8,384,381,000.00	-	-	8,384,381,000.00	5,897,481,000.00	-	5,465,695,680.00	5,465,695,680.00	5,897,481,000.00	137,929,658.17	1,329,517,972.91	-	-	1,467,447,631.08
Personnel Services		-	-	-	-	-	-	-	-	-	-	-	-	-	-



PROGRAM/ACTIVITY/PROJECT	PREXC CODE	APPROPRIATION				ALLOTMENTS					TOTAL OBLIGATION				
		Authorized Appropriation	Outside Dept.	Within Dept.	Adjusted Appropriations	Allotments Received	Adjustments (Withdrawal, Realignment)	(Transfer to)	Transfer from	Adjusted Total Allotments	1st Qtr ending March 31	2nd Qtr ending June 30	3rd Qtr ending Sept. 30	4th Qtr ending Dec. 31	TOTAL (REGULAR FUND)
Maintenance & Other Operating Expenses		32,771,000.00	-	-	32,771,000.00	32,771,000.00	-	7,935,680.00	7,935,680.00	32,771,000.00	2,628,891.92	2,607,747.52	-	-	5,236,639.44
Capital Outlays		8,351,610,000.00	-	-	8,351,610,000.00	5,864,710,000.00	-	5,457,760,000.00	5,457,760,000.00	5,864,710,000.00	135,300,766.25	1,326,910,225.39	-	-	1,462,210,991.64
		-	-	-	-	-	-	-	-	-	-	-	-	-	-
Local Health Systems Development and Assistance	310201100003000	263,155,000.00	-	0.00	263,155,000.00	263,155,000.00	-	31,536,974.40	31,536,974.40	263,155,000.00	27,599,004.99	49,299,606.13	-	-	76,898,611.12
Personnel Services		7,092,000.00	-	-	7,092,000.00	7,092,000.00	-	-	-	7,092,000.00	4,402,482.04	2,526,911.74	-	-	6,929,393.78
Maintenance & Other Operating Expenses		256,063,000.00	-	0.00	256,063,000.00	256,063,000.00	-	31,536,974.40	31,536,974.40	256,063,000.00	23,196,522.95	46,772,694.39	-	-	69,969,217.34
Capital Outlays		-	-	-	-	-	-	-	-	-	-	-	-	-	-
		-	-	-	-	-	-	-	-	-	-	-	-	-	-
Pharmaceutical Management	310201100004000	102,017,000.00	-	0.00	102,017,000.00	99,017,000.00	-	59,900,338.80	59,900,338.80	99,017,000.00	2,354,222.01	3,735,132.88	-	-	6,089,354.89
Personnel Services		-	-	-	-	-	-	-	-	-	-	-	-	-	-
Maintenance & Other Operating Expenses		102,017,000.00	-	0.00	102,017,000.00	99,017,000.00	-	59,900,338.80	59,900,338.80	99,017,000.00	2,354,222.01	3,735,132.88	-	-	6,089,354.89
Capital Outlays		-	-	-	-	-	-	-	-	-	-	-	-	-	-
		-	-	-	-	-	-	-	-	-	-	-	-	-	-
HEALTH HUMAN RESOURCE SUB-PROGRAM					-										
Human Resource for Health (HRH) Deployment	310202100001000	9,953,532,000.00	-	0.00	9,953,532,000.00	9,953,532,000.00	-	8,608,807,779.56	8,608,807,779.56	9,953,532,000.00	3,509,926,380.29	3,931,896,485.09	-	-	7,441,822,865.38
Personnel Services		7,500,000,000.00	-	0.00	7,500,000,000.00	7,500,000,000.00	-	6,985,753,266.56	6,985,753,266.56	7,500,000,000.00	2,919,309,197.06	3,580,367,476.23	-	-	6,499,676,673.29
Maintenance & Other Operating Expenses		2,453,532,000.00	-	-	2,453,532,000.00	2,453,532,000.00	-	1,823,054,513.00	1,823,054,513.00	2,453,532,000.00	590,617,183.23	351,529,008.86	-	-	942,146,192.09
Capital Outlays		-	-	-	-	-	-	-	-	-	-	-	-	-	-
		-	-	-	-	-	-	-	-	-	-	-	-	-	-
Human Resources for Health (HRH) and Institutions	310202100002000	155,636,000.00	-	-	155,636,000.00	155,636,000.00	-	1,060,000.00	1,060,000.00	155,636,000.00	15,941,235.52	14,391,795.28	-	-	30,333,033.80
Personnel Services		39,588,000.00	-	-	39,588,000.00	39,588,000.00	-	-	-	39,588,000.00	5,701,302.55	7,127,342.47	-	-	12,828,645.02
Maintenance & Other Operating Expenses		116,048,000.00	-	-	116,048,000.00	116,048,000.00	-	1,060,000.00	1,060,000.00	116,048,000.00	10,239,932.97	7,264,455.81	-	-	17,504,388.78
Capital Outlays		-	-	-	-	-	-	-	-	-	-	-	-	-	-
		-	-	-	-	-	-	-	-	-	-	-	-	-	-
HEALTH PROMOTION SUB-PROGRAM					-										
Health Promotion	310203100001000	297,427,000.00	-	-	297,427,000.00	297,427,000.00	-	-	-	297,427,000.00	22,034,669.91	52,249,148.14	-	-	74,283,818.05
Personnel Services		26,115,000.00	-	-	26,115,000.00	26,115,000.00	-	-	-	26,115,000.00	3,640,842.83	4,827,964.70	-	-	8,468,807.53
Maintenance & Other Operating Expenses		271,312,000.00	-	-	271,312,000.00	271,312,000.00	-	-	-	271,312,000.00	18,393,827.08	47,421,183.44	-	-	65,815,010.52
Capital Outlays		-	-	-	-	-	-	-	-	-	-	-	-	-	-
		-	-	-	-	-	-	-	-	-	-	-	-	-	-
PUBLIC HEALTH PROGRAM		17,519,002,000.00	-	0.00	18,464,572,000.00	17,752,572,000.00	-	1,202,391,764.57	1,202,391,764.57	17,752,572,000.00	1,579,530,469.23	5,953,996,222.61	-	-	7,533,526,691.84
PUBLIC HEALTH MANAGEMENT SUB-PROGRAM					-										
Public Health Management	310301100001000	4,158,719,000.00	-	0.00	4,158,719,000.00	3,933,719,000.00	-	510,467,767.77	510,467,767.77	3,933,719,000.00	975,356,157.28	622,044,432.87	-	-	1,597,400,590.15
Personnel Services		597,294,000.00	-	-	597,294,000.00	597,294,000.00	-	-	-	597,294,000.00	177,327,318.84	214,584,487.22	-	-	391,911,806.06
Maintenance & Other Operating Expenses		3,561,425,000.00	-	0.00	3,561,425,000.00	3,336,425,000.00	-	510,467,767.77	510,467,767.77	3,336,425,000.00	798,028,838.44	407,459,945.65	-	-	1,205,488,784.09
Capital Outlays		-	-	-	-	-	-	-	-	-	-	-	-	-	-
		-	-	-	-	-	-	-	-	-	-	-	-	-	-
Operation of PNAC Secretariat		14,358,000.00	-	-	14,358,000.00	14,358,000.00	-	-	-	14,358,000.00	1,828,929.52	2,134,149.30	-	-	3,963,078.82
Personnel Services		4,624,000.00	-	-	4,624,000.00	4,624,000.00	-	-	-	4,624,000.00	1,057,304.80	1,429,534.67	-	-	2,486,839.47
Maintenance & Other Operating Expenses		9,734,000.00	-	-	9,734,000.00	9,734,000.00	-	-	-	9,734,000.00	771,624.72	704,614.63	-	-	1,476,239.35
Capital Outlays		-	-	-	-	-	-	-	-	-	-	-	-	-	-
		-	-	-	-	-	-	-	-	-	-	-	-	-	-
Complementary Feeding Program	310301100002000	62,000,000.00	-	-	62,000,000.00	-	-	-	-	-	-	-	-	-	-
Personnel Services		-	-	-	-	-	-	-	-	-	-	-	-	-	-
Maintenance & Other Operating Expenses		62,000,000.00	-	-	62,000,000.00	-	-	-	-	-	-	-	-	-	-
Capital Outlays		-	-	-	-	-	-	-	-	-	-	-	-	-	-
		-	-	-	-	-	-	-	-	-	-	-	-	-	-
ENVIRONMENTAL AND OCCUPATIONAL HEALTH SUB-PROGRAM					-										
Environmental and Occupational Health	310302100001000	352,025,000.00	-	-	352,025,000.00	2,025,000.00	-	2,025,000.00	2,025,000.00	2,025,000.00	300,785.00	756,342.68	-	-	1,057,127.68
Personnel Services		-	-	-	-	-	-	-	-	-	-	-	-	-	-
Maintenance & Other Operating Expenses		2,025,000.00	-	-	2,025,000.00	2,025,000.00	-	2,025,000.00	2,025,000.00	2,025,000.00	300,785.00	756,342.68	-	-	1,057,127.68
Capital Outlays		350,000,000.00	-	-	350,000,000.00	-	-	-	-	-	-	-	-	-	-
		-	-	-	-	-	-	-	-	-	-	-	-	-	-
NATIONAL IMMUNIZATION SUB-PROGRAM					-										
National Immunization	310303100001000	7,543,001,000.00	-	-	7,543,001,000.00	7,543,001,000.00	-	-	-	7,543,001,000.00	150,000,000.00	2,735,587,347.82	-	-	2,885,587,347.82
Personnel Services		-	-	-	-	-	-	-	-	-	-	-	-	-	-
Maintenance & Other Operating Expenses		7,543,001,000.00	-	-	7,543,001,000.00	7,543,001,000.00	-	-	-	7,543,001,000.00	150,000,000.00	2,735,587,347.82	-	-	2,885,587,347.82
Capital Outlays		-	-	-	-	-	-	-	-	-	-	-	-	-	-
		-	-	-	-	-	-	-	-	-	-	-	-	-	-
FAMILY HEALTH SUB-PROGRAM					-										
Family Health , Nutrition and Responsible Parenthood	310304100001000	2,033,916,000.00	-	-	2,033,916,000.00	2,033,916,000.00	-	228,651,688.00	228,651,688.00	2,033,916,000.00	69,669,200.00	166,099,240.59	-	-	235,768,440.59
Personnel Services		-	-	-	-	-	-	-	-	-	-	-	-	-	-
Maintenance & Other Operating Expenses		2,033,916,000.00	-	-	2,033,916,000.00	2,033,916,000.00	-	228,651,688.00	228,651,688.00	2,033,916,000.00	69,669,200.00	166,099,240.59	-	-	235,768,440.59



PROGRAM/ACTIVITY/PROJECT	PREXC CODE	APPROPRIATION				ALLOTMENTS					TOTAL OBLIGATION				
		Authorized Appropriation	Outside Dept.	Within Dept.	Adjusted Appropriations	Allotments Received	Adjustments (Withdrawal, Realignment)	(Transfer to)	Transfer from	Adjusted Total Allotments	1st Qtr ending March 31	2nd Qtr ending June 30	3rd Qtr ending Sept. 30	4th Qtr ending Dec. 31	TOTAL (REGULAR FUND)
Capital Outlays		-	-	-	-	-	-	-	-	-	-	-	-	-	-
ELIMINATION OF INFECTIOUS DISEASES PROGRAM															
Elimination of Disease such as Malaria, Schistos	310305100001000	324,465,000.00	-	-	324,465,000.00	324,465,000.00	-	19,661,600.00	19,661,600.00	324,465,000.00	4,159,500.00	190,674,091.00	-	-	194,833,591.00
Personnel Services		-	-	-	-	-	-	-	-	-	-	-	-	-	-
Maintenance & Other Operating Expenses		324,465,000.00	-	-	324,465,000.00	324,465,000.00	-	19,661,600.00	19,661,600.00	324,465,000.00	4,159,500.00	190,674,091.00	-	-	194,833,591.00
Capital Outlays		-	-	-	-	-	-	-	-	-	-	-	-	-	-
Rabies Control	310305100002000	500,366,000.00	-	-	500,366,000.00	500,366,000.00	-	-	-	500,366,000.00	40,248,160.00	25,751,840.00	-	-	66,000,000.00
Personnel Services		-	-	-	-	-	-	-	-	-	-	-	-	-	-
Maintenance & Other Operating Expenses		500,366,000.00	-	-	500,366,000.00	500,366,000.00	-	-	-	500,366,000.00	40,248,160.00	25,751,840.00	-	-	66,000,000.00
Capital Outlays		-	-	-	-	-	-	-	-	-	-	-	-	-	-
PREVENTION AND CONTROL OF INFECTIOUS DISEASES SUB-PROGRAM															
Prevention and Control of Other Infectious Disea	310306100001000	1,058,345,000.00	-	-	1,058,345,000.00	1,018,345,000.00	-	84,443,480.00	84,443,480.00	1,018,345,000.00	1,859,449.00	760,461,812.98	-	-	762,321,261.98
Personnel Services		-	-	-	-	-	-	-	-	-	-	-	-	-	-
Maintenance & Other Operating Expenses		1,058,345,000.00	-	-	1,058,345,000.00	1,018,345,000.00	-	84,443,480.00	84,443,480.00	1,018,345,000.00	1,859,449.00	760,461,812.98	-	-	762,321,261.98
Capital Outlays		-	-	-	-	-	-	-	-	-	-	-	-	-	-
TB Control	310306100002000	948,944,000.00	-	-	948,944,000.00	913,944,000.00	-	-	-	913,944,000.00	94,728,681.60	817,217,229.60	-	-	911,945,911.20
Personnel Services		-	-	-	-	-	-	-	-	-	-	-	-	-	-
Maintenance & Other Operating Expenses		528,944,000.00	-	-	528,944,000.00	493,944,000.00	-	-	-	493,944,000.00	94,728,681.60	399,213,729.60	-	-	493,942,411.20
Capital Outlays		420,000,000.00	-	-	420,000,000.00	420,000,000.00	-	-	-	420,000,000.00	-	418,003,500.00	-	-	418,003,500.00
Assistance to Philippine Tuberculosis	310306100003000	13,800,000.00	-	-	13,800,000.00	13,800,000.00	-	-	-	13,800,000.00	-	-	-	-	-
Personnel Services		-	-	-	-	-	-	-	-	-	-	-	-	-	-
Maintenance & Other Operating Expenses		13,800,000.00	-	-	13,800,000.00	13,800,000.00	-	-	-	13,800,000.00	-	-	-	-	-
Capital Outlays		-	-	-	-	-	-	-	-	-	-	-	-	-	-
NON COMMUNICABLE DISEASES SUB-PROGRAM															
Prevention and Control of Non-Communicable D	310307100001000	509,063,000.00	-	-	509,063,000.00	509,063,000.00	-	-	-	509,063,000.00	85,053,158.40	318,904,340.34	-	-	403,957,498.74
Personnel Services		-	-	-	-	-	-	-	-	-	-	-	-	-	-
Maintenance & Other Operating Expenses		509,063,000.00	-	-	509,063,000.00	509,063,000.00	-	-	-	509,063,000.00	85,053,158.40	318,904,340.34	-	-	403,957,498.74
Capital Outlays		-	-	-	-	-	-	-	-	-	-	-	-	-	-
EPIDEMIOLOGY AND SURVEILLANCE PROGRAM															
Epidemiology and Surveillance	310400100001000	115,501,000.00	-	0.00	115,501,000.00	115,501,000.00	-	50,336,098.20	50,336,098.20	115,501,000.00	10,614,933.92	15,878,617.11	-	-	26,493,551.03
Personnel Services		14,418,000.00	-	-	14,418,000.00	14,418,000.00	-	-	-	14,418,000.00	4,998,039.00	6,563,095.05	-	-	11,561,134.05
Maintenance & Other Operating Expenses		101,083,000.00	-	0.00	101,083,000.00	101,083,000.00	-	50,336,098.20	50,336,098.20	101,083,000.00	5,616,894.92	9,315,522.06	-	-	14,932,416.98
Capital Outlays		-	-	-	-	-	-	-	-	-	-	-	-	-	-
HEALTH EMERGENCY MANAGEMENT PROGRAM															
Health Emergency Preparedness and Response	310500100001000	230,069,000.00	-	-	230,069,000.00	230,069,000.00	-	45,790,000.00	45,790,000.00	230,069,000.00	32,086,603.97	34,589,727.12	-	-	66,676,331.09
Personnel Services		7,820,000.00	-	-	7,820,000.00	7,820,000.00	-	-	-	7,820,000.00	5,428,965.55	2,081,424.21	-	-	7,510,389.76
Maintenance & Other Operating Expenses		222,249,000.00	-	-	222,249,000.00	222,249,000.00	-	45,790,000.00	45,790,000.00	222,249,000.00	26,657,638.42	32,508,302.91	-	-	59,165,941.33
Capital Outlays		-	-	-	-	-	-	-	-	-	-	-	-	-	-
Quick Response Fund	310500100002000	600,000,000.00	-	0.00	600,000,000.00	600,000,000.00	-	261,016,130.60	261,016,130.60	600,000,000.00	113,624,910.54	263,897,051.20	-	-	377,521,961.74
Personnel Services		-	-	-	-	-	-	-	-	-	-	-	-	-	-
Maintenance & Other Operating Expenses		300,000,000.00	-	-	300,000,000.00	300,000,000.00	-	123,809,174.00	123,809,174.00	300,000,000.00	112,585,110.54	124,101,022.77	-	-	236,686,133.31
Capital Outlays		300,000,000.00	-	0.00	300,000,000.00	300,000,000.00	-	137,206,956.60	137,206,956.60	300,000,000.00	1,039,800.00	139,796,028.43	-	-	140,835,828.43
SUB-TOTAL, 00 : ACCESS TO PROMOTIVE AND PREVENTIVE HEALTH CARE SERVICES IMPROVED															
PREXC 00 : ACCESS TO CURATIVE AND REHABILITATIVE HEALTH CARE SERVICES IMPROVED		-	-	-	-	-	-	-	-	-	-	-	-	-	-
HEALTH FACILITIES OPERATION PROGRAM		42,032,937,000.00	-	0.00	42,032,937,000.00	41,342,135,000.00	-	132,250,941.04	132,250,941.04	41,342,135,000.00	10,474,796,172.12	11,732,966,803.95	-	-	22,207,762,976.08
CURATIVE HEALTH CARE SUB-PROGRAM															
Operation of Blood Centers and National Volun	320101100001000	602,672,000.00	-	0.00	602,672,000.00	602,672,000.00	-	30,808,941.04	30,808,941.04	602,672,000.00	22,415,681.10	38,475,423.26	-	-	60,891,104.36
Personnel Services		7,260,000.00	-	-	7,260,000.00	7,260,000.00	-	-	-	7,260,000.00	666,568.65	863,989.55	-	-	1,530,558.20
Maintenance & Other Operating Expenses		595,412,000.00	-	0.00	595,412,000.00	595,412,000.00	-	30,808,941.04	30,808,941.04	595,412,000.00	21,749,112.45	37,611,433.71	-	-	59,360,546.16
Capital Outlays		-	-	-	-	-	-	-	-	-	-	-	-	-	-
Operation of DOH Hospitals in Metro Manila (M	320101100002000	10,320,094,000.00	-	-	10,320,094,000.00	10,304,094,000.00	-	-	-	10,304,094,000.00	2,704,760,268.43	3,167,409,485.67	-	-	5,872,169,774.10



PROGRAM/ACTIVITY/PROJECT	PREXC CODE	APPROPRIATION				ALLOTMENTS					TOTAL OBLIGATION				
		Authorized Appropriation	Outside Dept.	Within Dept.	Adjusted Appropriations	Allotments Received	Adjustments (Withdrawal, Realignment)	(Transfer to)	Transfer from	Adjusted Total Allotments	1st Qtr ending March 31	2nd Qtr ending June 30	3rd Qtr ending Sept. 30	4th Qtr ending Dec. 31	TOTAL (REGULAR FUND)
Personnel Services		8,156,024,000.00	-	-	8,156,024,000.00	8,144,024,000.00	-	-	-	8,144,024,000.00	2,131,701,291.68	2,724,611,808.09	-	-	4,856,313,099.77
Maintenance & Other Operating Expenses		2,160,070,000.00	-	-	2,160,070,000.00	2,160,070,000.00	-	-	-	2,160,070,000.00	573,058,896.75	442,797,677.58	-	-	1,015,856,674.33
Capital Outlays		4,000,000.00	-	-	4,000,000.00	-	-	-	-	-	-	-	-	-	-
		-	-	-	-	-	-	-	-	-	-	-	-	-	-
Operation of DOH Regional Hospitals and Other	320101100003000	29,583,796,000.00	-	-	29,583,796,000.00	29,013,994,000.00	-	-	-	29,013,994,000.00	7,496,739,509.54	8,142,122,646.24	-	-	15,638,862,346.78
Personnel Services		21,016,384,000.00	-	-	21,016,384,000.00	21,016,384,000.00	-	-	-	21,016,384,000.00	5,321,230,619.94	6,739,905,947.64	-	-	12,061,136,567.59
Maintenance & Other Operating Expenses		6,677,002,000.00	-	-	6,677,002,000.00	6,357,200,000.00	-	-	-	6,357,200,000.00	2,175,508,880.60	1,402,216,898.60	-	-	3,577,725,779.20
Capital Outlays		1,890,410,000.00	-	-	1,890,410,000.00	1,640,410,000.00	-	-	-	1,640,410,000.00	-	-	-	-	-
		-	-	-	-	-	-	-	-	-	-	-	-	-	-
Operation of National Reference Laboratories	320101100004000	326,330,000.00	-	-	326,330,000.00	221,330,000.00	-	4,400,000.00	4,400,000.00	221,330,000.00	35,848,921.54	63,663,431.67	-	-	99,512,353.41
Personnel Services		-	-	-	-	-	-	-	-	-	-	-	-	-	-
Maintenance & Other Operating Expenses		289,330,000.00	-	-	289,330,000.00	184,330,000.00	-	4,400,000.00	4,400,000.00	184,330,000.00	35,848,921.54	63,663,431.67	-	-	99,512,353.41
Capital Outlays		37,000,000.00	-	-	37,000,000.00	37,000,000.00	-	-	-	37,000,000.00	-	-	-	-	-
		-	-	-	-	-	-	-	-	-	-	-	-	-	-
REHABILITATIVE HEALTH CARE SUB-PROGRAM															
Operation of Dangerous Drug Abuse Treatment	320102100001000	1,200,045,000.00	-	-	1,200,045,000.00	1,200,045,000.00	-	97,042,000.00	97,042,000.00	1,200,045,000.00	215,031,780.51	321,295,616.91	-	-	536,327,397.42
Personnel Services		567,208,000.00	-	-	567,208,000.00	567,208,000.00	-	-	-	567,208,000.00	137,801,281.71	190,921,169.49	-	-	328,722,451.20
Maintenance & Other Operating Expenses		604,508,000.00	-	-	604,508,000.00	604,508,000.00	-	97,042,000.00	97,042,000.00	604,508,000.00	77,230,498.80	130,374,447.42	-	-	207,604,946.22
Capital Outlays		28,329,000.00	-	-	28,329,000.00	28,329,000.00	-	-	-	28,329,000.00	-	-	-	-	-
SUB-TOTAL, 00 : ACCESS TO CURATIVE AND REHABILITATIVE HE		42,032,937,000.00	-	0.00	42,032,937,000.00	41,342,135,000.00	-	132,250,941.04	132,250,941.04	41,342,135,000.00	10,474,796,172.12	11,732,966,803.95	-	-	22,207,762,976.08
		-	-	-	-	-	-	-	-	-	-	-	-	-	-
PREXC 00 : ACCESS TO SAFE AND QUALITY HEALTH COMMODITIES, DEVICES AND FACILITIES ENSURED															
HEALTH REGULATORY PROGRAM															
HEALTH FACILITIES AND SERVICES REGULATION SUB-PROGRAM		880,379,000.00	-	-	880,379,000.00	880,379,000.00	-	214,600.00	214,600.00	880,379,000.00	227,570,071.15	257,083,980.52	-	-	484,654,051.67
		-	-	-	-	-	-	-	-	-	-	-	-	-	-
Regulations of Health Facilities and Services	330101100001000	75,669,000.00	-	-	75,669,000.00	75,669,000.00	-	214,600.00	214,600.00	75,669,000.00	14,362,147.52	16,965,967.74	-	-	31,368,136.26
Personnel Services		45,778,000.00	-	-	45,778,000.00	45,778,000.00	-	-	-	45,778,000.00	10,490,669.41	14,090,624.17	-	-	24,581,293.58
Maintenance & Other Operating Expenses		29,891,000.00	-	-	29,891,000.00	29,891,000.00	-	214,600.00	214,600.00	29,891,000.00	3,891,478.11	2,895,363.57	-	-	6,786,841.68
Capital Outlays		-	-	-	-	-	-	-	-	-	-	-	-	-	-
		-	-	-	-	-	-	-	-	-	-	-	-	-	-
Regulation of Regional Health Facilities and Ser	330101100002000	258,891,000.00	-	-	258,891,000.00	258,891,000.00	-	-	-	258,891,000.00	62,915,115.95	62,030,426.18	-	-	124,945,542.13
Personnel Services		177,526,000.00	-	-	177,526,000.00	177,526,000.00	-	-	-	177,526,000.00	44,442,769.31	50,965,956.18	-	-	95,408,725.49
Maintenance & Other Operating Expenses		81,365,000.00	-	-	81,365,000.00	81,365,000.00	-	-	-	81,365,000.00	18,472,346.64	11,064,470.00	-	-	29,536,816.64
Capital Outlays		-	-	-	-	-	-	-	-	-	-	-	-	-	-
		-	-	-	-	-	-	-	-	-	-	-	-	-	-
CONSUMER HEALTH AND WELFARE SUB-PROGRAM															
Regulation of Health Products and Establishme	330102100001000	388,137,000.00	-	-	388,137,000.00	388,137,000.00	-	-	-	388,137,000.00	98,978,790.92	128,515,077.19	-	-	227,493,868.11
Personnel Services		388,137,000.00	-	-	388,137,000.00	388,137,000.00	-	-	-	388,137,000.00	98,978,790.92	128,515,077.19	-	-	227,493,868.11
Maintenance & Other Operating Expenses		-	-	-	-	-	-	-	-	-	-	-	-	-	-
Capital Outlays		-	-	-	-	-	-	-	-	-	-	-	-	-	-
		-	-	-	-	-	-	-	-	-	-	-	-	-	-
ROUTINE QUARANTINE SERVICES SUB-PRO															
Provision of Quarantine Services and Internatio	330103100001000	157,682,000.00	-	-	157,682,000.00	157,682,000.00	-	-	-	157,682,000.00	51,294,016.76	49,552,489.41	-	-	100,846,506.17
Personnel Services		157,682,000.00	-	-	157,682,000.00	157,682,000.00	-	-	-	157,682,000.00	51,294,016.76	49,552,489.41	-	-	100,846,506.17
Maintenance & Other Operating Expenses		-	-	-	-	-	-	-	-	-	-	-	-	-	-
Capital Outlays		-	-	-	-	-	-	-	-	-	-	-	-	-	-
		-	-	-	-	-	-	-	-	-	-	-	-	-	-
SUB-TOTAL, 00: ACCESS TO SAFE AND QUALITY HEALTH COMM		880,379,000.00	-	-	880,379,000.00	880,379,000.00	-	214,600.00	214,600.00	880,379,000.00	227,570,071.15	257,083,980.52	-	-	484,654,051.67
		-	-	-	-	-	-	-	-	-	-	-	-	-	-
PREXC 00: ACCESS TO SOCIAL HEALTH PROTECTION ASSURED															
SOCIAL HEALTH PROTECTION PROGRAM															
PROJECTS		10,483,474,000.00	-	-	10,483,474,000.00	9,439,974,000.00	-	3,844,625,000.00	3,844,625,000.00	9,439,974,000.00	413,843,855.45	1,214,192,377.86	-	-	1,628,036,233.31
LOCALLY - FUNDED PROJECTS															
		-	-	-	-	-	-	-	-	-	-	-	-	-	-
Assistance to Indigent Patients either confined o	340100100001000	10,483,474,000.00	-	-	10,483,474,000.00	9,439,974,000.00	-	3,844,625,000.00	3,844,625,000.00	9,439,974,000.00	413,843,855.45	1,214,192,377.86	-	-	1,628,036,233.31
Personnel Services		-	-	-	-	-	-	-	-	-	-	-	-	-	-
Maintenance & Other Operating Expenses		10,483,474,000.00	-	-	10,483,474,000.00	9,439,974,000.00	-	3,844,625,000.00	3,844,625,000.00	9,439,974,000.00	413,843,855.45	1,214,192,377.86	-	-	1,628,036,233.31
Capital Outlays		-	-	-	-	-	-	-	-	-	-	-	-	-	-
		-	-	-	-	-	-	-	-	-	-	-	-	-	-
SUB-TOTAL, 00: ACCESS TO SOCIAL HEALTH PROTECTION ASSU		10,483,474,000.00	-	-	10,483,474,000.00	9,439,974,000.00	-	3,844,625,000.00	3,844,625,000.00	9,439,974,000.00	413,843,855.45	1,214,192,377.86	-	-	1,628,036,233.31
TOTAL, OPERATIONS		91,488,550,000.00	-	0.00	91,488,550,000.00	86,552,348,000.00	-	19,609,840,221.57	19,609,840,221.57	86,552,348,000.00	16,442,886,796.34	24,578,603,641.85	-	-	41,021,490,438.19
TOTAL NEW APPROPRIATIONS		100,559,985,000.00	-	29,555,492.00	100,589,540,492.00	95,551,453,000.00	29,555,492.00	19,707,144,989.33	19,707,144,989.33	95,581,008,492.00	17,106,919,505.06	25,802,462,157.85	-	-	42,909,381,662.91
PS		46,192,160,000.00	-	29,555,492.00	46,221,715,492.00	46,108,830,000.00	29,555,492.00	7,039,871,408.72	7,039,871,408.72	46,138,385,492.00	11,432,947,647.60	14,728,498,948.51	-	-	26,161,446,596.11
MOOE		42,175,498,000.00	-	0.00	42,175,498,000.00	40,342,196,000.00	-	7,057,306,624.01	7,057,306,624.01	40,342,196,000.00	5,528,031,291.21	9,122,301,760.74	-	-	14,650,333,051.95
CO		12,192,327,000.00	-	0.00	12,192,327,000.00	9,100,427,000.00	-	5,609,966,956.60	5,609,966,956.60	9,100,427,000.00	145,940,566.25	1,951,661,448.60	-	-	2,097,602,014.85
		-	-	-	-	-	-	-	-	-	-	-	-	-	-



PROGRAM/ACTIVITY/PROJECT	PREXC CODE	APPROPRIATION				ALLOTMENTS					TOTAL OBLIGATION				
		Authorized Appropriation	Outside Dept.	Within Dept.	Adjusted Appropriations	Allotments Received	Adjustments (Withdrawal, Realignment)	(Transfer to)	Transfer from	Adjusted Total Allotments	1st Qtr ending March 31	2nd Qtr ending June 30	3rd Qtr ending Sept. 30	4th Qtr ending Dec. 31	TOTAL (REGULAR FUND)
II. AUTOMATIC APPROPRIATION					-										
Retirement and Life Insurance Premium		2,778,917,000.00	-	1,172,172,322.39	1,606,744,677.61	2,778,917,000.00	1,172,172,322.39	-	-	1,606,744,677.61	631,249,933.93	126,812,433.53	-	-	758,062,367.46
Personnel Services		2,778,917,000.00	-	1,172,172,322.39	1,606,744,677.61	2,778,917,000.00	1,172,172,322.39	-	-	1,606,744,677.61	631,249,933.93	126,812,433.53	-	-	758,062,367.46
Maintenance & Other Operating Expenses			-	-	-	-	-	-	-	-	-	-	-	-	-
Capital Outlays		-	-	-	-	-	-	-	-	-	-	-	-	-	-
		-	-	-	-	-	-	-	-	-	-	-	-	-	-
Custom and Duties and Taxes	01104105	-	-	70,727,505.00	70,727,505.00	-	70,727,505.00	-	-	70,727,505.00	-	70,727,505.00	-	-	70,727,505.00
Personnel Services		-	-	-	-	-	-	-	-	-	-	-	-	-	-
Maintenance & Other Operating Expenses		-	-	70,727,505.00	70,727,505.00	-	70,727,505.00	-	-	70,727,505.00	-	70,727,505.00	-	-	70,727,505.00
Capital Outlays		-	-	-	-	-	-	-	-	-	-	-	-	-	-
		-	-	-	-	-	-	-	-	-	-	-	-	-	-
Franchise Tax	03104347	29,420,000.00	-	-	29,420,000.00	-	-	-	-	-	-	-	-	-	-
Personnel Services		-	-	-	-	-	-	-	-	-	-	-	-	-	-
Maintenance & Other Operating Expenses		29,420,000.00	-	-	29,420,000.00	-	-	-	-	-	-	-	-	-	-
Capital Outlays		-	-	-	-	-	-	-	-	-	-	-	-	-	-
		-	-	-	-	-	-	-	-	-	-	-	-	-	-
Illegal Drugs		-	-	-	-	-	-	-	-	-	-	-	-	-	-
Personnel Services		-	-	-	-	-	-	-	-	-	-	-	-	-	-
Maintenance & Other Operating Expenses		-	-	-	-	-	-	-	-	-	-	-	-	-	-
Capital Outlays		-	-	-	-	-	-	-	-	-	-	-	-	-	-
		-	-	-	-	-	-	-	-	-	-	-	-	-	-
Regulation of Health Establishments and Pro	03104348	567,032,000.00	-	-	567,032,000.00	517,032,000.00	-	-	-	517,032,000.00	74,212,140.80	56,571,404.87	-	-	130,783,545.67
Personnel Services		-	-	-	-	-	-	-	-	-	-	-	-	-	-
Maintenance & Other Operating Expenses		517,032,000.00	-	-	517,032,000.00	517,032,000.00	-	-	-	517,032,000.00	74,212,140.80	56,571,404.87	-	-	130,783,545.67
Capital Outlays		50,000,000.00	-	-	50,000,000.00	-	-	-	-	-	-	-	-	-	-
		-	-	-	-	-	-	-	-	-	-	-	-	-	-
Provision of Quarantine Services and Internat	03104349	91,743,000.00	-	-	91,743,000.00	91,743,000.00	-	-	-	91,743,000.00	39,654,617.39	7,259,575.40	-	-	46,914,192.79
Personnel Services		-	-	-	-	-	-	-	-	-	-	-	-	-	-
Maintenance & Other Operating Expenses		91,743,000.00	-	-	91,743,000.00	91,743,000.00	-	-	-	91,743,000.00	39,654,617.39	7,259,575.40	-	-	46,914,192.79
Capital Outlays		-	-	-	-	-	-	-	-	-	-	-	-	-	-
		-	-	-	-	-	-	-	-	-	-	-	-	-	-
Health Sector Policy Support Program - Phas	01104159	-	-	-	-	-	-	-	-	-	-	-	-	-	-
Personnel Services		-	-	-	-	-	-	-	-	-	-	-	-	-	-
Maintenance & Other Operating Expenses		-	-	-	-	-	-	-	-	-	-	-	-	-	-
Capital Outlays		-	-	-	-	-	-	-	-	-	-	-	-	-	-
		-	-	-	-	-	-	-	-	-	-	-	-	-	-
SUB-TOTAL, AUTOMATIC APPROPRIATION		3,467,112,000.00	-	1,101,444,817.39	2,365,667,182.61	3,387,692,000.00	1,101,444,817.39	-	-	2,286,247,182.61	745,116,692.12	261,370,918.80	-	-	1,006,487,610.92
PS		2,778,917,000.00	-	1,172,172,322.39	1,606,744,677.61	2,778,917,000.00	1,172,172,322.39	-	-	1,606,744,677.61	631,249,933.93	126,812,433.53	-	-	758,062,367.46
MOOE		638,195,000.00	-	70,727,505.00	708,922,505.00	608,775,000.00	70,727,505.00	-	-	679,502,505.00	113,868,758.19	134,558,485.27	-	-	248,425,243.46
CO		50,000,000.00	-	-	50,000,000.00	-	-	-	-	-	-	-	-	-	-
		-	-	-	-	-	-	-	-	-	-	-	-	-	-
III. SPECIAL PURPOSE FUND					-										
Pension and Graduity Fund	01101407	-	-	113,454,205.00	113,454,205.00	-	113,454,205.00	-	-	113,454,205.00	67,385,250.49	45,500,247.83	-	-	112,885,498.32
Personnel Services		-	-	113,454,205.00	113,454,205.00	-	113,454,205.00	-	-	113,454,205.00	67,385,250.49	45,500,247.83	-	-	112,885,498.32
Maintenance & Other Operating Expenses		-	-	-	-	-	-	-	-	-	-	-	-	-	-
Capital Outlays		-	-	-	-	-	-	-	-	-	-	-	-	-	-
		-	-	-	-	-	-	-	-	-	-	-	-	-	-
Miscellaneous Personnel Benefits Fund	01101406	-	-	1,510,781,090.93	1,510,781,090.93	2,098,000.00	1,508,683,090.93	-	-	1,510,781,090.93	72,178,484.35	315,351,205.66	-	-	387,529,690.01
Personnel Services		-	-	1,510,781,090.93	1,510,781,090.93	2,098,000.00	1,508,683,090.93	-	-	1,510,781,090.93	72,178,484.35	315,351,205.66	-	-	387,529,690.01
Maintenance & Other Operating Expenses		-	-	-	-	-	-	-	-	-	-	-	-	-	-
Capital Outlays		-	-	-	-	-	-	-	-	-	-	-	-	-	-
		-	-	-	-	-	-	-	-	-	-	-	-	-	-
QRF-Bayanihan Act	1105202	-	-	45,717,896,630.00	45,717,896,630.00	-	45,717,896,630.00	5,830,517,280.51	5,830,517,280.51	45,717,896,630.00	-	37,345,138,566.71	-	-	37,345,138,566.71
Personnel Services		-	-	-	-	-	-	-	-	-	-	-	-	-	-
Maintenance & Other Operating Expenses		-	-	41,224,124,470.00	41,224,124,470.00	-	41,224,124,470.00	4,176,350,120.51	4,176,350,120.51	41,224,124,470.00	-	34,795,027,706.19	-	-	34,795,027,706.19
Capital Outlays		-	-	4,493,772,160.00	4,493,772,160.00	-	4,493,772,160.00	1,654,167,160.00	1,654,167,160.00	4,493,772,160.00	-	2,550,110,860.52	-	-	2,550,110,860.52
		-	-	-	-	-	-	-	-	-	-	-	-	-	-
RA 11469 QRF -PCR	01102404	-	-	1,912,500,000.00	1,912,500,000.00	-	1,912,500,000.00	-	-	1,912,500,000.00	-	1,912,373,520.00	-	-	1,912,373,520.00
Personnel Services		-	-	-	-	-	-	-	-	-	-	-	-	-	-
Maintenance & Other Operating Expenses		-	-	1,912,500,000.00	1,912,500,000.00	-	1,912,500,000.00	-	-	1,912,500,000.00	-	1,912,373,520.00	-	-	1,912,373,520.00
Capital Outlays		-	-	-	-	-	-	-	-	-	-	-	-	-	-
		-	-	-	-	-	-	-	-	-	-	-	-	-	-
Contingent Fund	01102402	-	-	50,000.00	50,000.00	-	50,000.00	-	-	50,000.00	50,000.00	-	-	-	50,000.00
Personnel Services		-	-	-	-	-	-	-	-	-	-	-	-	-	-



PROGRAM/ACTIVITY/PROJECT	PREXC CODE	APPROPRIATION				ALLOTMENTS					TOTAL OBLIGATION				
		Authorized Appropriation	Outside Dept.	Within Dept.	Adjusted Appropriations	Allotments Received	Adjustments (Withdrawal, Realignment)	(Transfer to)	Transfer from	Adjusted Total Allotments	1st Qtr ending March 31	2nd Qtr ending June 30	3rd Qtr ending Sept. 30	4th Qtr ending Dec. 31	TOTAL (REGULAR FUND)
Maintenance & Other Operating Expenses		-	-	50,000.00	50,000.00	-	50,000.00	-	-	50,000.00	50,000.00	-	-	-	50,000.00
Capital Outlays		-	-	-	-	-	-	-	-	-	-	-	-	-	-
<b>Calamity Funds</b>	<b>01101401</b>	-	-	500,000,000.00	500,000,000.00	-	500,000,000.00	90,048,815.00	90,048,815.00	500,000,000.00	193,375,243.04	22,585,561.53	-	-	215,960,804.57
Personnel Services		-	-	-	-	-	-	-	-	-	-	-	-	-	-
Maintenance & Other Operating Expenses		-	-	500,000,000.00	500,000,000.00	-	500,000,000.00	90,048,815.00	90,048,815.00	500,000,000.00	193,375,243.04	22,585,561.53	-	-	215,960,804.57
Capital Outlays		-	-	-	-	-	-	-	-	-	-	-	-	-	-
<b>SUB-TOTAL, SPECIAL PURPOSE</b>		-	-	49,754,681,925.93	49,754,681,925.93	2,098,000.00	49,752,583,925.93	5,920,566,095.51	5,920,566,095.51	49,754,681,925.93	332,988,977.88	39,640,949,101.73	-	-	39,973,938,079.61
<b>PS</b>		-	-	1,624,235,295.93	1,624,235,295.93	2,098,000.00	1,622,137,295.93	-	-	1,624,235,295.93	139,563,734.84	360,851,453.49	-	-	500,415,188.33
<b>MOOE</b>		-	-	43,636,674,470.00	43,636,674,470.00	-	43,636,674,470.00	4,266,398,935.51	4,266,398,935.51	43,636,674,470.00	193,425,243.04	36,729,986,787.72	-	-	36,823,412,030.76
<b>CO</b>		-	-	4,493,772,160.00	4,493,772,160.00	-	4,493,772,160.00	1,654,167,160.00	1,654,167,160.00	4,493,772,160.00	-	2,550,110,860.52	-	-	2,550,110,860.52
<b>GRAND TOTAL (CURRENT YEAR 2020)</b>		104,027,097,000.00	-	48,682,792,600.54	152,709,889,600.54	98,941,243,000.00	48,680,694,600.54	25,627,711,084.84	25,627,711,084.84	147,621,937,600.54	18,185,025,175.06	65,704,782,178.39	-	-	83,889,807,353.45
<b>PS</b>		48,971,077,000.00	-	481,618,465.54	49,452,695,465.54	48,889,845,000.00	479,520,465.54	7,039,871,408.72	7,039,871,408.72	49,369,365,465.54	12,203,761,316.37	15,216,162,835.53	-	-	27,419,924,151.90
<b>MOOE</b>		42,813,693,000.00	-	43,707,401,975.00	86,521,094,975.00	40,950,971,000.00	43,707,401,975.00	11,323,705,559.52	11,323,705,559.52	84,658,372,975.00	5,835,323,292.44	45,986,847,033.73	-	-	51,822,170,326.17
<b>CO</b>		12,242,327,000.00	-	4,493,772,160.00	16,736,099,160.00	9,100,427,000.00	4,493,772,160.00	7,264,134,116.60	7,264,134,116.60	13,594,199,160.00	145,940,566.25	4,501,772,309.12	-	-	4,647,712,875.37
<b>FE</b>															
<b>I. CONTINUING APPROPRIATIONS</b>															
<b>A. PROGRAMS</b>					-										
<b>I. GENERAL ADMINISTRATION AND SUPPORT</b>					-										
General Management and Supervision	100000100001000	36,352,707.15	-	-	36,352,707.15	36,352,707.15	-	3,368,343.90	3,368,343.90	36,352,707.15	17,066,702.45	6,850,635.34	-	-	23,917,337.79
Personnel Services		3,057,460.51	-	-	3,057,460.51	3,057,460.51	-	2,878,343.90	2,878,343.90	3,057,460.51	2,315,637.30	-	-	-	2,315,637.30
Maintenance & Other Operating Expenses		20,162,834.64	-	-	20,162,834.64	20,162,834.64	-	510,000.00	510,000.00	20,162,834.64	14,751,065.15	2,473,415.34	-	-	17,224,480.49
Capital Outlays		13,132,412.00	-	-	13,132,412.00	13,132,412.00	-	-	-	13,132,412.00	-	4,377,220.00	-	-	4,377,220.00
Administration of Personnel Benefits	100000100002000	165,064,587.63	-	8,053,531.91	173,118,119.54	165,064,587.63	8,053,531.91	28,823,944.00	28,823,944.00	173,118,119.54	68,614,582.36	45,681,296.78	-	-	114,295,879.14
Personnel Services		165,064,587.63	-	8,053,531.91	173,118,119.54	165,064,587.63	8,053,531.91	28,823,944.00	28,823,944.00	173,118,119.54	68,614,582.36	45,681,296.78	-	-	114,295,879.14
Maintenance & Other Operating Expenses		-	-	-	-	-	-	-	-	-	-	-	-	-	-
Capital Outlays		-	-	-	-	-	-	-	-	-	-	-	-	-	-
<b>TOTAL, GASS</b>		201,417,294.78	-	8,053,531.91	209,470,826.69	201,417,294.78	8,053,531.91	32,212,287.90	32,212,287.90	209,470,826.69	85,681,284.81	52,531,932.12	-	-	138,213,216.93
<b>II. SUPPORT TO OPERATIONS</b>					-										
Health Information Technology	200000100001000	178,067,249.59	-	-	178,067,249.59	178,067,249.59	-	16,500,000.00	16,500,000.00	178,067,249.59	4,984,564.58	20,764,808.46	-	-	25,749,373.04
Personnel Services		48,360.50	-	-	48,360.50	48,360.50	-	-	-	48,360.50	-	-	-	-	-
Maintenance & Other Operating Expenses		117,202,066.77	-	-	117,202,066.77	117,202,066.77	-	16,500,000.00	16,500,000.00	117,202,066.77	4,984,564.58	12,284,568.46	-	-	17,269,133.04
Capital Outlays		60,816,822.32	-	-	60,816,822.32	60,816,822.32	-	-	-	60,816,822.32	-	8,480,240.00	-	-	8,480,240.00
Operations of Regional Offices	200000100002000	16,210,066.86	-	-	16,210,066.86	16,210,066.86	-	-	-	16,210,066.86	1,510,587.81	3,029,331.77	-	-	4,539,919.58
Personnel Services		4,098,737.37	-	-	4,098,737.37	4,098,737.37	-	-	-	4,098,737.37	914,563.78	596,090.91	-	-	1,510,654.69
Maintenance & Other Operating Expenses		12,111,329.49	-	-	12,111,329.49	12,111,329.49	-	-	-	12,111,329.49	596,024.03	2,433,240.86	-	-	3,029,264.89
Capital Outlays		-	-	-	-	-	-	-	-	-	-	-	-	-	-
<b>TOTAL, STO</b>		194,277,316.45	-	-	194,277,316.45	194,277,316.45	-	16,500,000.00	16,500,000.00	194,277,316.45	6,495,152.39	23,794,140.23	-	-	30,289,292.62
<b>III. OPERATIONS</b>					-										
<b>PREXC 00 : ACCESS TO PROMOTIVE AND PREVENTIVE HEALTH CARE SERVICES IMPROVED</b>															
<b>HEALTH POLICY AND STANDARDS DEVELOPMENT PROGRAM</b>					-										
International Health Policy Development and Co	310100100001000	1,078,158.36	-	-	1,078,158.36	1,078,158.36	-	-	-	1,078,158.36	705,654.03	31,070.83	-	-	736,724.86
Personnel Services		-	-	-	-	-	-	-	-	-	-	-	-	-	-
Maintenance & Other Operating Expenses		1,078,158.36	-	-	1,078,158.36	1,078,158.36	-	-	-	1,078,158.36	705,654.03	31,070.83	-	-	736,724.86
Capital Outlays		-	-	-	-	-	-	-	-	-	-	-	-	-	-
Health Sector Policy and Plan Development	310100100002000	4,030,068.12	-	-	4,030,068.12	4,030,068.12	-	-	-	4,030,068.12	455,424.38	168,438.50	-	-	623,862.88
Personnel Services		8,730.00	-	-	8,730.00	8,730.00	-	-	-	8,730.00	-	-	-	-	-
Maintenance & Other Operating Expenses		4,021,338.12	-	-	4,021,338.12	4,021,338.12	-	-	-	4,021,338.12	455,424.38	168,438.50	-	-	623,862.88
Capital Outlays		-	-	-	-	-	-	-	-	-	-	-	-	-	-
Health Sector Research Development	310100100003000	16,220,452.91	-	-	16,220,452.91	16,220,452.91	-	-	-	16,220,452.91	1,595,168.08	755,031.43	-	-	2,350,199.51
Personnel Services		106.99	-	-	106.99	106.99	-	-	-	106.99	-	-	-	-	-
Maintenance & Other Operating Expenses		16,220,345.92	-	-	16,220,345.92	16,220,345.92	-	-	-	16,220,345.92	1,595,168.08	755,031.43	-	-	2,350,199.51
Capital Outlays		-	-	-	-	-	-	-	-	-	-	-	-	-	-



PROGRAM/ACTIVITY/PROJECT	PREXC CODE	APPROPRIATION				ALLOTMENTS					TOTAL OBLIGATION				
		Authorized Appropriation	Outside Dept.	Within Dept.	Adjusted Appropriations	Allotments Received	Adjustments (Withdrawal, Realignment)	(Transfer to)	Transfer from	Adjusted Total Allotments	1st Qtr ending March 31	2nd Qtr ending June 30	3rd Qtr ending Sept. 30	4th Qtr ending Dec. 31	TOTAL (REGULAR FUND)
HEALTH SYSTEMS STRENGTHENING PROGRAM					-										
SERVICE DELIVERY SUB-PROGRAM															
Health Facility Policy and Plan Development	310201100001000	25,313,051.48	-	50,000.00	25,263,051.48	25,313,051.48	50,000.00	2,559,313.08	2,559,313.08	25,263,051.48	12,588,831.49	4,467,301.97	-	-	17,056,133.46
Personnel Services		2,171,843.32	-	-	2,171,843.32	2,171,843.32	-	1,626,440.08	1,626,440.08	2,171,843.32	9,000.00	-	-	-	9,000.00
Maintenance & Other Operating Expenses		23,141,208.16	-	50,000.00	23,091,208.16	23,141,208.16	50,000.00	932,873.00	932,873.00	23,091,208.16	12,579,831.49	4,467,301.97	-	-	17,047,133.46
Capital Outlays		-	-	-	-	-	-	-	-	-	-	-	-	-	-
		-	-	-	-	-	-	-	-	-	-	-	-	-	-
Health Facilities Enhancement Program	310201100002000	4,318,360,850.01	-	5,776,061.63	4,324,136,911.64	4,215,617,729.01	5,776,061.63	243,126,932.80	243,126,932.80	4,221,393,780.64	976,875,675.28	959,027,095.56	-	-	1,935,902,770.85
Personnel Services		-	-	-	-	-	-	-	-	-	-	-	-	-	-
Maintenance & Other Operating Expenses		64,701,221.66	-	-	64,701,221.66	64,701,221.66	-	17,791,068.80	17,791,068.80	64,701,221.66	43,886,667.39	7,826,983.59	-	-	51,713,650.98
Capital Outlays		4,253,659,628.35	-	5,776,061.63	4,259,435,689.98	4,150,916,507.35	5,776,061.63	225,335,864.00	225,335,864.00	4,156,692,568.98	932,989,007.90	951,200,111.97	-	-	1,884,189,119.87
		-	-	-	-	-	-	-	-	-	-	-	-	-	-
Local Health Systems Development and Assistance	310201100003000	38,805,032.79	-	41,356.10	38,846,388.89	38,805,032.79	41,356.10	-	-	38,846,388.89	11,869,176.13	5,965,812.38	-	-	17,834,988.51
Personnel Services		146,480.00	-	-	146,480.00	146,480.00	-	-	-	146,480.00	-	-	-	-	-
Maintenance & Other Operating Expenses		38,658,552.79	-	41,356.10	38,699,908.89	38,658,552.79	41,356.10	-	-	38,699,908.89	11,869,176.13	5,965,812.38	-	-	17,834,988.51
Capital Outlays		-	-	-	-	-	-	-	-	-	-	-	-	-	-
		-	-	-	-	-	-	-	-	-	-	-	-	-	-
Pharmaceutical Management	310201100004000	255,998,328.58	-	20.00	255,998,348.58	246,253,493.58	20.00	25,914,951.92	25,914,951.92	246,253,513.58	24,819,598.68	5,972,400.51	-	-	30,791,999.19
Personnel Services		15,262,168.00	-	-	15,262,168.00	15,262,168.00	-	14,864,971.92	14,864,971.92	15,262,168.00	11,487,291.72	58,638.38	-	-	11,545,930.10
Maintenance & Other Operating Expenses		240,736,160.58	-	20.00	240,736,180.58	230,991,325.58	20.00	11,049,980.00	11,049,980.00	230,991,345.58	13,332,306.96	5,913,762.13	-	-	19,246,069.09
Capital Outlays		-	-	-	-	-	-	-	-	-	-	-	-	-	-
		-	-	-	-	-	-	-	-	-	-	-	-	-	-
HEALTH HUMAN RESOURCE SUB-PROGRAM					-										
Human Resource for Health (HRH) Deployment	310202100001000	1,427,590,262.93	-	33,903,935.01	1,461,494,197.94	663,409,140.93	33,903,935.01	10,593,000.00	10,593,000.00	697,313,075.94	176,000,093.52	173,889,258.54	-	-	349,889,352.06
Personnel Services		126,867,975.30	-	33,876,206.20	160,744,181.50	126,867,975.30	33,876,206.20	-	-	160,744,181.50	35,065,220.33	65,795,908.85	-	-	100,861,129.18
Maintenance & Other Operating Expenses		1,300,722,287.63	-	27,728.81	1,300,750,016.44	536,541,165.63	27,728.81	10,593,000.00	10,593,000.00	536,568,894.44	140,934,873.19	108,193,349.69	-	-	249,128,222.88
Capital Outlays		-	-	-	-	-	-	-	-	-	-	-	-	-	-
		-	-	-	-	-	-	-	-	-	-	-	-	-	-
Human Resources for Health (HRH) and Institutions	310202100002000	15,745,363.82	-	339,015.72	15,406,348.10	15,745,363.82	339,015.72	1,625,429.13	1,625,429.13	15,406,348.10	3,646,852.70	2,951,324.96	-	-	6,800,177.66
Personnel Services		2,101,758.92	-	-	2,101,758.92	2,101,758.92	-	1,625,429.13	1,625,429.13	2,101,758.92	803,900.00	6,930.00	-	-	796,970.00
Maintenance & Other Operating Expenses		13,643,604.90	-	339,015.72	13,304,589.18	13,643,604.90	339,015.72	-	-	13,304,589.18	3,044,952.70	2,958,254.96	-	-	6,003,207.66
Capital Outlays		-	-	-	-	-	-	-	-	-	-	-	-	-	-
		-	-	-	-	-	-	-	-	-	-	-	-	-	-
HEALTH PROMOTION SUB-PROGRAM					-										
Health Promotion	310203100001000	27,836,174.80	-	409,243.98	27,428,930.82	27,836,174.80	409,243.98	3,046,717.49	3,046,717.49	27,428,930.82	7,586,375.14	2,377,109.09	-	-	9,963,484.23
Personnel Services		3,770,420.00	-	-	3,770,420.00	3,770,420.00	-	3,046,717.49	3,046,717.49	3,770,420.00	2,944,500.00	-	-	-	2,944,500.00
Maintenance & Other Operating Expenses		24,067,754.80	-	409,243.98	23,658,510.82	24,067,754.80	409,243.98	-	-	23,658,510.82	4,641,875.14	2,377,109.09	-	-	7,018,984.23
Capital Outlays		-	-	-	-	-	-	-	-	-	-	-	-	-	-
		-	-	-	-	-	-	-	-	-	-	-	-	-	-
PUBLIC HEALTH PROGRAM					-										
PUBLIC HEALTH MANAGEMENT SUB-PROGRAM					-										
Public Health Management	310301100001000	305,925,998.86	-	9,689,810.30	296,236,188.56	305,923,498.86	9,689,810.30	19,615,521.67	19,615,521.67	296,233,688.56	95,033,964.53	75,052,489.18	-	-	170,086,453.71
Personnel Services		9,715,673.45	-	-	9,715,673.45	9,713,173.45	-	8,115,521.67	8,115,521.67	9,713,173.45	6,679,917.02	721,900.24	-	-	7,401,817.26
Maintenance & Other Operating Expenses		296,210,325.41	-	9,689,810.30	286,520,515.11	296,210,325.41	9,689,810.30	11,500,000.00	11,500,000.00	286,520,515.11	88,354,047.51	74,330,588.94	-	-	162,684,636.45
Capital Outlays		-	-	-	-	-	-	-	-	-	-	-	-	-	-
		-	-	-	-	-	-	-	-	-	-	-	-	-	-
Operation of PNAC Secretariat	310301100002000	243,130.47	-	-	243,130.47	243,130.47	-	-	-	243,130.47	82,388.61	-	-	-	82,388.61
Personnel Services		-	-	-	-	-	-	-	-	-	-	-	-	-	-
Maintenance & Other Operating Expenses		243,130.47	-	-	243,130.47	243,130.47	-	-	-	243,130.47	82,388.61	-	-	-	82,388.61
Capital Outlays		-	-	-	-	-	-	-	-	-	-	-	-	-	-
		-	-	-	-	-	-	-	-	-	-	-	-	-	-
Complementary Feeding Program		-	-	-	-	-	-	-	-	-	-	-	-	-	-
Personnel Services		-	-	-	-	-	-	-	-	-	-	-	-	-	-
Maintenance & Other Operating Expenses		-	-	-	-	-	-	-	-	-	-	-	-	-	-
Capital Outlays		-	-	-	-	-	-	-	-	-	-	-	-	-	-
		-	-	-	-	-	-	-	-	-	-	-	-	-	-
ENVIRONMENTAL AND OCCUPATIONAL HEALTH SUB-PROGRAM					-										
Environmental and Occupational Health	310302100001000	19,473,747.26	-	-	19,473,747.26	19,473,747.26	-	1,090,015.00	1,090,015.00	19,473,747.26	1,316,083.91	271,392.64	-	-	1,587,476.55
Personnel Services		-	-	-	-	-	-	-	-	-	-	-	-	-	-
Maintenance & Other Operating Expenses		19,473,747.26	-	-	19,473,747.26	19,473,747.26	-	1,090,015.00	1,090,015.00	19,473,747.26	1,316,083.91	271,392.64	-	-	1,587,476.55
Capital Outlays		-	-	-	-	-	-	-	-	-	-	-	-	-	-
		-	-	-	-	-	-	-	-	-	-	-	-	-	-
NATIONAL IMMUNIZATION SUB-PROGRAM					-										



PROGRAM/ACTIVITY/PROJECT	PREXC CODE	APPROPRIATION				ALLOTMENTS					TOTAL OBLIGATION				
		Authorized Appropriation	Outside Dept.	Within Dept.	Adjusted Appropriations	Allotments Received	Adjustments (Withdrawal, Realignment)	(Transfer to)	Transfer from	Adjusted Total Allotments	1st Qtr ending March 31	2nd Qtr ending June 30	3rd Qtr ending Sept. 30	4th Qtr ending Dec. 31	TOTAL (REGULAR FUND)
National Immunization	310303100001000	701,883,288.27	-	-	701,883,288.27	701,883,288.27	-	20,000,000.00	20,000,000.00	701,883,288.27	61,724,780.00	55,137,831.91	-	-	116,862,611.91
Personnel Services		-	-	-	-	-	-	-	-	-	-	-	-	-	-
Maintenance & Other Operating Expenses		701,883,288.27	-	-	701,883,288.27	701,883,288.27	-	20,000,000.00	20,000,000.00	701,883,288.27	61,724,780.00	55,137,831.91	-	-	116,862,611.91
Capital Outlays		-	-	-	-	-	-	-	-	-	-	-	-	-	-
FAMILY HEALTH SUB-PROGRAM															
Family Health, Nutrition and Responsible Parenthood	310304100001000	1,202,701,289.55	-	-	1,202,701,289.55	1,201,543,104.55	-	51,953,472.00	51,953,472.00	1,201,543,104.55	4,040,702.51	334,950,663.12	-	-	338,991,365.63
Personnel Services		-	-	-	-	-	-	-	-	-	-	-	-	-	-
Maintenance & Other Operating Expenses		1,202,701,289.55	-	-	1,202,701,289.55	1,201,543,104.55	-	51,953,472.00	51,953,472.00	1,201,543,104.55	4,040,702.51	334,950,663.12	-	-	338,991,365.63
Capital Outlays		-	-	-	-	-	-	-	-	-	-	-	-	-	-
ELIMINATION OF INFECTIOUS DISEASES PROGRAM															
Elimination of Disease such as Malaria, Schistosomiasis, etc.	310305100001000	26,433,276.67	-	-	26,433,276.67	26,433,276.67	-	-	-	26,433,276.67	-	1,067,766.80	-	-	1,067,766.80
Personnel Services		-	-	-	-	-	-	-	-	-	-	-	-	-	-
Maintenance & Other Operating Expenses		26,433,276.67	-	-	26,433,276.67	26,433,276.67	-	-	-	26,433,276.67	-	1,067,766.80	-	-	1,067,766.80
Capital Outlays		-	-	-	-	-	-	-	-	-	-	-	-	-	-
Rabies Control	310305100002000	134,687,957.92	-	-	134,687,957.92	134,687,957.92	-	2,800,000.00	2,800,000.00	134,687,957.92	29,902,434.80	39,792,006.28	-	-	69,694,441.08
Personnel Services		-	-	-	-	-	-	-	-	-	-	-	-	-	-
Maintenance & Other Operating Expenses		134,687,957.92	-	-	134,687,957.92	134,687,957.92	-	2,800,000.00	2,800,000.00	134,687,957.92	29,902,434.80	39,792,006.28	-	-	69,694,441.08
Capital Outlays		-	-	-	-	-	-	-	-	-	-	-	-	-	-
PREVENTION AND CONTROL OF INFECTIOUS DISEASES SUB-PROGRAM															
Prevention and Control of Other Infectious Diseases	310306100001000	21,562,531.99	-	-	21,562,531.99	21,562,531.99	-	750,000.00	750,000.00	21,562,531.99	13,820,184.00	3,749,000.00	-	-	17,569,184.00
Personnel Services		-	-	-	-	-	-	-	-	-	-	-	-	-	-
Maintenance & Other Operating Expenses		21,562,531.99	-	-	21,562,531.99	21,562,531.99	-	750,000.00	750,000.00	21,562,531.99	13,820,184.00	3,749,000.00	-	-	17,569,184.00
Capital Outlays		-	-	-	-	-	-	-	-	-	-	-	-	-	-
TB Control	310306100002000	6,756,564.40	-	-	6,756,564.40	6,756,564.40	-	-	-	6,756,564.40	1,128,394.10	4,692,888.73	-	-	5,821,282.83
Personnel Services		-	-	-	-	-	-	-	-	-	-	-	-	-	-
Maintenance & Other Operating Expenses		6,756,564.40	-	-	6,756,564.40	6,756,564.40	-	-	-	6,756,564.40	1,128,394.10	4,692,888.73	-	-	5,821,282.83
Capital Outlays		-	-	-	-	-	-	-	-	-	-	-	-	-	-
Assistance to Philippine Tuberculosis Control	310306100003000	-	-	-	-	-	-	-	-	-	-	-	-	-	-
Personnel Services		-	-	-	-	-	-	-	-	-	-	-	-	-	-
Maintenance & Other Operating Expenses		-	-	-	-	-	-	-	-	-	-	-	-	-	-
Capital Outlays		-	-	-	-	-	-	-	-	-	-	-	-	-	-
NON COMMUNICABLE DISEASES SUB-PROGRAM															
Prevention and Control of Non-Communicable Diseases	310307100001000	137,373,362.91	-	-	137,373,362.91	87,373,362.91	-	10,000,000.00	10,000,000.00	87,373,362.91	15,684,646.24	32,706,034.09	-	-	48,390,680.33
Personnel Services		-	-	-	-	-	-	-	-	-	-	-	-	-	-
Maintenance & Other Operating Expenses		137,373,362.91	-	-	137,373,362.91	87,373,362.91	-	10,000,000.00	10,000,000.00	87,373,362.91	15,684,646.24	32,706,034.09	-	-	48,390,680.33
Capital Outlays		206,000.00	-	-	206,000.00	206,000.00	-	-	-	206,000.00	-	206,000.00	-	-	206,000.00
EPIDEMIOLOGY AND SURVEILLANCE PROGRAM															
Epidemiology and Surveillance	310400100001000	46,736,597.75	-	-	46,736,597.75	46,736,597.75	-	1,000,000.00	1,000,000.00	46,736,597.75	10,538,258.89	4,308,634.83	-	-	14,846,893.72
Personnel Services		-	-	-	-	-	-	-	-	-	-	-	-	-	-
Maintenance & Other Operating Expenses		46,736,597.75	-	-	46,736,597.75	46,736,597.75	-	1,000,000.00	1,000,000.00	46,736,597.75	10,538,258.89	4,308,634.83	-	-	14,846,893.72
Capital Outlays		-	-	-	-	-	-	-	-	-	-	-	-	-	-
HEALTH EMERGENCY MANAGEMENT PROGRAM															
Health Emergency Preparedness and Response	310500100001000	49,366,030.57	-	-	49,366,030.57	49,366,030.57	-	5,379,283.04	5,379,283.04	49,366,030.57	12,542,051.75	7,148,569.12	-	-	19,690,620.87
Personnel Services		2,288,818.00	-	-	2,288,818.00	2,288,818.00	-	2,179,283.04	2,179,283.04	2,288,818.00	-	-	-	-	-
Maintenance & Other Operating Expenses		47,077,212.57	-	-	47,077,212.57	47,077,212.57	-	3,200,000.00	3,200,000.00	47,077,212.57	12,542,051.75	7,148,569.12	-	-	19,690,620.87
Capital Outlays		-	-	-	-	-	-	-	-	-	-	-	-	-	-
Quick Response Fund	310500100002000	227,637,957.24	-	-	227,637,957.24	227,637,957.24	-	13,063,001.90	13,063,001.90	227,637,957.24	62,857,013.63	12,648,833.18	-	-	75,505,846.81
Personnel Services		-	-	-	-	-	-	-	-	-	-	-	-	-	-
Maintenance & Other Operating Expenses		15,232,001.21	-	-	15,232,001.21	15,232,001.21	-	-	-	15,232,001.21	3,331,056.38	1,045,366.92	-	-	4,376,423.30
Capital Outlays		212,405,956.03	-	-	212,405,956.03	212,405,956.03	-	13,063,001.90	13,063,001.90	212,405,956.03	59,525,957.25	11,603,466.26	-	-	71,129,423.51
SUB-TOTAL, 00 : ACCESS TO PROMOTIVE AND PREVENTIVE HEALTH SERVICES		9,011,761,477.66	-	29,233,302.74	9,040,994,780.40	8,083,931,714.66	29,233,302.74	412,517,638.03	412,517,638.03	8,113,165,017.40	1,525,015,752.41	1,727,232,953.65	-	-	3,252,248,706.06



PROGRAM/ACTIVITY/PROJECT	PREXC CODE	APPROPRIATION				ALLOTMENTS					TOTAL OBLIGATION				
		Authorized Appropriation	Outside Dept.	Within Dept.	Adjusted Appropriations	Allotments Received	Adjustments (Withdrawal, Realignment)	(Transfer to)	Transfer from	Adjusted Total Allotments	1st Qtr ending March 31	2nd Qtr ending June 30	3rd Qtr ending Sept. 30	4th Qtr ending Dec. 31	TOTAL (REGULAR FUND)
PREXC OO : ACCESS TO CURATIVE AND REHABILITATIVE HEALTH CARE SERVICES IMPROVED						-									
HEALTH FACILITIES OPERATION PROGRAM						-									
CURATIVE HEALTH CARE SUB-PROGRAM						-									
Operation of Blood Centers and National Volun	320101100001000	116,921,864.03	-	-	116,921,864.03	116,921,864.03	-	2,626,251.00	2,626,251.00	116,921,864.03	45,036,845.81	40,296,467.53	-	-	85,333,313.34
Personnel Services		-	-	-	-	-	-	-	-	-	-	-	-	-	-
Maintenance & Other Operating Expenses		116,921,864.03	-	-	116,921,864.03	116,921,864.03	-	2,626,251.00	2,626,251.00	116,921,864.03	45,036,845.81	40,296,467.53	-	-	85,333,313.34
Capital Outlays		-	-	-	-	-	-	-	-	-	-	-	-	-	-
						-				-	-	-	-	-	-
Operation of DOH Hospitals in Metro Manila (MH	320101100002000	25,953,601.51	-	-	25,953,601.51	25,953,601.51	-	-	-	25,953,601.51	8,330,360.14	11,528,851.14	-	-	19,859,211.28
Personnel Services		559,147.11	-	-	559,147.11	559,147.11	-	-	-	559,147.11	114,222.65	-	-	-	114,222.65
Maintenance & Other Operating Expenses		21,288,454.40	-	-	21,288,454.40	21,288,454.40	-	-	-	21,288,454.40	8,216,137.49	7,985,831.14	-	-	16,201,968.63
Capital Outlays		4,106,000.00	-	-	4,106,000.00	4,106,000.00	-	-	-	4,106,000.00	-	3,543,020.00	-	-	3,543,020.00
						-				-	-	-	-	-	-
Operation of DOH Regional Hospitals and Other	320101100003000	12,783,179.51	-	53,034.81	12,730,144.70	12,783,179.51	53,034.81	-	-	12,730,144.70	4,134,841.00	2,250,609.47	-	-	6,385,450.47
Personnel Services		6,657,788.00	-	-	6,657,788.00	6,657,788.00	-	-	-	6,657,788.00	1,667,483.61	2,804,036.37	-	-	4,471,519.98
Maintenance & Other Operating Expenses		5,756,599.36	-	53,034.81	5,703,564.55	5,756,599.36	53,034.81	-	-	5,703,564.55	2,467,357.39	553,426.90	-	-	1,913,930.49
Capital Outlays		368,792.15	-	-	368,792.15	368,792.15	-	-	-	368,792.15	-	-	-	-	-
						-				-	-	-	-	-	-
Operation of National Reference Laboratories	320101100004000	28,602,932.58	-	-	28,602,932.58	28,602,932.58	-	-	-	28,602,932.58	6,035,550.30	11,771,320.18	-	-	17,806,870.48
Personnel Services		-	-	-	-	-	-	-	-	-	-	-	-	-	-
Maintenance & Other Operating Expenses		28,602,932.58	-	-	28,602,932.58	28,602,932.58	-	-	-	28,602,932.58	6,035,550.30	11,771,320.18	-	-	17,806,870.48
Capital Outlays		-	-	-	-	-	-	-	-	-	-	-	-	-	-
						-				-	-	-	-	-	-
REHABILITATIVE HEALTH CARE SUB-PROGRAM						-									
Operation of Dangerous Drug Abuse Treatment	320102100001000	109,641,652.51	-	-	109,641,652.51	80,641,652.51	-	2,313,703.61	2,313,703.61	80,641,652.51	25,706,163.98	25,447,664.92	-	-	51,153,828.90
Personnel Services		32,779,396.96	-	-	32,779,396.96	3,779,396.96	-	2,313,703.61	2,313,703.61	3,779,396.96	2,307,035.91	-	-	-	2,307,035.91
Maintenance & Other Operating Expenses		76,862,255.55	-	-	76,862,255.55	76,862,255.55	-	-	-	76,862,255.55	23,399,128.07	25,447,664.92	-	-	48,846,792.99
Capital Outlays		-	-	-	-	-	-	-	-	-	-	-	-	-	-
SUB-TOTAL, 00 : ACCESS TO CURATIVE AND REHABILITATIVE HE		293,903,230.14	-	53,034.81	293,850,195.33	264,903,230.14	53,034.81	4,939,954.61	4,939,954.61	264,850,195.33	89,243,761.23	91,294,913.24	-	-	180,538,674.47
PREXC OO : ACCESS TO SAFE AND QUALITY HEALTH COMMODITIES, DEVICES AND FACILITIES ENSURED						-									
HEALTH REGULATORY PROGRAM						-									
HEALTH FACILITIES AND SERVICES REGULATION SUB-PROGRAM						-									
Regulations of Health Facilities and Services	330101100001000	8,536,370.91	-	-	8,536,370.91	8,536,370.91	-	602,800.00	602,800.00	8,536,370.91	2,687,103.61	1,503,445.70	-	-	4,190,549.31
Personnel Services		223,527.00	-	-	223,527.00	223,527.00	-	-	-	223,527.00	-	-	-	-	-
Maintenance & Other Operating Expenses		8,312,843.91	-	-	8,312,843.91	8,312,843.91	-	602,800.00	602,800.00	8,312,843.91	2,687,103.61	1,503,445.70	-	-	4,190,549.31
Capital Outlays		-	-	-	-	-	-	-	-	-	-	-	-	-	-
						-				-	-	-	-	-	-
Regulation of Regional Health Facilities and Ser	330101100002000	6,126,256.47	-	-	6,126,256.47	6,126,256.47	-	-	-	6,126,256.47	981,684.60	1,766,023.39	-	-	2,747,707.99
Personnel Services		1,941,871.73	-	-	1,941,871.73	1,941,871.73	-	-	-	1,941,871.73	32,771.20	1,187,427.15	-	-	1,220,198.35
Maintenance & Other Operating Expenses		4,184,384.74	-	-	4,184,384.74	4,184,384.74	-	-	-	4,184,384.74	948,913.40	578,596.24	-	-	1,527,509.64
Capital Outlays		-	-	-	-	-	-	-	-	-	-	-	-	-	-
						-				-	-	-	-	-	-
CONSUMER HEALTH AND WELFARE SUB-PROGRAM						-									
Regulation of Health Products and Establishme	330102100001000	191,995.41	-	-	191,995.41	191,995.41	-	-	-	191,995.41	-	-	-	-	-
Personnel Services		191,995.41	-	-	191,995.41	191,995.41	-	-	-	191,995.41	-	-	-	-	-
Maintenance & Other Operating Expenses		-	-	-	-	-	-	-	-	-	-	-	-	-	-
Capital Outlays		-	-	-	-	-	-	-	-	-	-	-	-	-	-
						-				-	-	-	-	-	-
ROUTINE QUARANTINE SERVICES SUB-PRO	330103000000000				-										
Provision of Quarantine Services and Internatio	330103100001000	395,387.98	-	-	395,387.98	395,387.98	-	-	-	395,387.98	-	-	-	-	-
Personnel Services		395,387.98	-	-	395,387.98	395,387.98	-	-	-	395,387.98	-	-	-	-	-
Maintenance & Other Operating Expenses		-	-	-	-	-	-	-	-	-	-	-	-	-	-
Capital Outlays		-	-	-	-	-	-	-	-	-	-	-	-	-	-
SUB-TOTAL, 00: ACCESS TO SAFE AND QUALITY HEALTH COMM		15,250,010.77	-	-	15,250,010.77	15,250,010.77	-	602,800.00	602,800.00	15,250,010.77	3,668,788.21	3,269,469.09	-	-	6,938,257.30
PREXC OO: ACCESS TO SOCIAL HEALTH PROTECTION ASSURED						-									
SOCIAL HEALTH PROTECTION PROGRAM						-									
PROJECTS						-									
LOCALLY - FUNDED PROJECTS						-									
Assistance to Indigent Patients either confined o	340100100001000	1,864,413,717.98	-	-	1,864,413,717.98	1,863,970,487.08	-	272,901,000.00	272,901,000.00	1,863,970,487.08	331,061,154.22	552,396,789.10	-	-	883,457,943.32
Personnel Services		-	-	-	-	-	-	-	-	-	-	-	-	-	-
Maintenance & Other Operating Expenses		1,864,413,717.98	-	-	1,864,413,717.98	1,863,970,487.08	-	272,901,000.00	272,901,000.00	1,863,970,487.08	331,061,154.22	552,396,789.10	-	-	883,457,943.32



PROGRAM/ACTIVITY/PROJECT	PREXC CODE	APPROPRIATION				ALLOTMENTS					TOTAL OBLIGATION				
		Authorized Appropriation	Outside Dept.	Within Dept.	Adjusted Appropriations	Allotments Received	Adjustments (Withdrawal, Realignment)	(Transfer to)	Transfer from	Adjusted Total Allotments	1st Qtr ending March 31	2nd Qtr ending June 30	3rd Qtr ending Sept. 30	4th Qtr ending Dec. 31	TOTAL (REGULAR FUND)
Capital Outlays		-	-	-	-	-	-	-	-	-	-	-	-	-	-
SUB-TOTAL, 00: ACCESS TO SOCIAL HEALTH PROTECTION ASSU		1,864,413,717.98	-	-	1,864,413,717.98	1,863,970,487.08	-	272,901,000.00	272,901,000.00	1,863,970,487.08	331,061,154.22	552,396,789.10	-	-	883,457,943.32
TOTAL, OPERATIONS		11,185,328,436.55	-	29,180,267.93	11,214,508,704.48	10,228,055,442.65	29,180,267.93	690,961,392.64	690,961,392.64	10,257,235,710.58	1,948,989,456.07	2,374,194,125.08	-	-	4,323,183,581.15
TOTAL SPECIFIC BUDGET (CONAP 2019)		11,581,023,047.78	-	37,233,799.84	11,618,256,847.62	10,623,750,053.88	37,233,799.84	739,673,680.54	739,673,680.54	10,660,983,853.72	2,041,165,893.27	2,450,520,197.44	-	-	4,491,686,090.70
PS		377,352,234.18	-	41,929,738.11	419,281,972.29	346,349,734.18	41,929,738.11	65,474,354.84	65,474,354.84	390,279,472.29	132,956,125.88	116,838,368.68	-	-	249,794,494.56
MOOE		6,658,975,202.75	-	10,471,999.90	6,648,503,202.85	5,833,447,829.85	10,471,999.90	435,800,459.80	435,800,459.80	5,822,975,829.95	915,694,802.23	1,354,271,770.53	-	-	2,269,966,572.76
CO		4,544,695,610.85	-	5,776,061.63	4,550,471,672.48	4,441,952,489.85	5,776,061.63	238,398,865.90	238,398,865.90	4,447,728,551.48	992,514,965.15	979,410,058.23	-	-	1,971,925,023.38
II. AUTOMATIC APPROPRIATION					-										
Retirement and Life Insurance Premium		-	-	213,391.28	213,391.28	-	213,391.28	-	-	213,391.28	-	103,667.60	-	-	103,667.60
Personnel Services		-	-	213,391.28	213,391.28	-	213,391.28	-	-	213,391.28	-	103,667.60	-	-	103,667.60
Maintenance & Other Operating Expenses		-	-	-	-	-	-	-	-	-	-	-	-	-	-
Capital Outlays		-	-	-	-	-	-	-	-	-	-	-	-	-	-
Custom and Duties and Taxes	01104105	-	-	-	-	-	-	-	-	-	-	-	-	-	-
Personnel Services		-	-	-	-	-	-	-	-	-	-	-	-	-	-
Maintenance & Other Operating Expenses		-	-	-	-	-	-	-	-	-	-	-	-	-	-
Capital Outlays		-	-	-	-	-	-	-	-	-	-	-	-	-	-
Franchise Tax	03104347	-	-	-	-	-	-	-	-	-	-	-	-	-	-
Personnel Services		-	-	-	-	-	-	-	-	-	-	-	-	-	-
Maintenance & Other Operating Expenses		-	-	-	-	-	-	-	-	-	-	-	-	-	-
Capital Outlays		-	-	-	-	-	-	-	-	-	-	-	-	-	-
Illegal Drugs		-	-	-	-	-	-	-	-	-	-	-	-	-	-
Personnel Services		-	-	-	-	-	-	-	-	-	-	-	-	-	-
Maintenance & Other Operating Expenses		-	-	-	-	-	-	-	-	-	-	-	-	-	-
Capital Outlays		-	-	-	-	-	-	-	-	-	-	-	-	-	-
Regulation of Health Establishments and Pro	03104348	-	-	-	-	-	-	-	-	-	-	-	-	-	-
Personnel Services		-	-	-	-	-	-	-	-	-	-	-	-	-	-
Maintenance & Other Operating Expenses		-	-	-	-	-	-	-	-	-	-	-	-	-	-
Capital Outlays		-	-	-	-	-	-	-	-	-	-	-	-	-	-
Provision of Quarantine Services and Internat	03104349	-	-	-	-	-	-	-	-	-	-	-	-	-	-
Personnel Services		-	-	-	-	-	-	-	-	-	-	-	-	-	-
Maintenance & Other Operating Expenses		-	-	-	-	-	-	-	-	-	-	-	-	-	-
Capital Outlays		-	-	-	-	-	-	-	-	-	-	-	-	-	-
Health Sector Policy Support Program - Phas	01104159	-	-	-	-	-	-	-	-	-	-	-	-	-	-
Personnel Services		-	-	-	-	-	-	-	-	-	-	-	-	-	-
Maintenance & Other Operating Expenses		-	-	-	-	-	-	-	-	-	-	-	-	-	-
Capital Outlays		-	-	-	-	-	-	-	-	-	-	-	-	-	-
SUB-TOTAL, AUTOMATIC APPROPRIATION		-	-	213,391.28	213,391.28	-	213,391.28	-	-	213,391.28	-	103,667.60	-	-	103,667.60
PS		-	-	213,391.28	213,391.28	-	213,391.28	-	-	213,391.28	-	103,667.60	-	-	103,667.60
MOOE		-	-	-	-	-	-	-	-	-	-	-	-	-	-
CO		-	-	-	-	-	-	-	-	-	-	-	-	-	-
III. SPECIAL PURPOSE FUND					-										
Pension and Graduity Fund	01101407	-	-	3,953,889.61	3,953,889.61	155,103.96	3,798,785.65	-	-	3,953,889.61	1,328.06	3,814,725.43	-	-	3,816,053.49
Personnel Services		-	-	3,953,889.61	3,953,889.61	155,103.96	3,798,785.65	-	-	3,953,889.61	1,328.06	3,814,725.43	-	-	3,816,053.49
Maintenance & Other Operating Expenses		-	-	-	-	-	-	-	-	-	-	-	-	-	-
Capital Outlays		-	-	-	-	-	-	-	-	-	-	-	-	-	-
Miscellaneous Personnel Benefits Fund	01101406	-	-	134,572,504.10	134,572,504.10	134,649,504.10	77,000.00	12,834,960.49	12,834,960.49	134,572,504.10	31,896,202.52	46,559,142.15	-	-	78,455,344.67
Personnel Services		-	-	134,572,504.10	134,572,504.10	134,649,504.10	77,000.00	12,834,960.49	12,834,960.49	134,572,504.10	31,896,202.52	46,559,142.15	-	-	78,455,344.67
Maintenance & Other Operating Expenses		-	-	-	-	-	-	-	-	-	-	-	-	-	-
Capital Outlays		-	-	-	-	-	-	-	-	-	-	-	-	-	-
QRF- Bayanihan Act	1105202	-	-	-	-	-	-	-	-	-	-	-	-	-	-
Personnel Services		-	-	-	-	-	-	-	-	-	-	-	-	-	-
Maintenance & Other Operating Expenses		-	-	-	-	-	-	-	-	-	-	-	-	-	-



PROGRAM/ACTIVITY/PROJECT	PREXC CODE	APPROPRIATION				ALLOTMENTS					TOTAL OBLIGATION				
		Authorized Appropriation	Outside Dept.	Within Dept.	Adjusted Appropriations	Allotments Received	Adjustments (Withdrawal, Realignment)	(Transfer to)	Transfer from	Adjusted Total Allotments	1st Qtr ending March 31	2nd Qtr ending June 30	3rd Qtr ending Sept. 30	4th Qtr ending Dec. 31	TOTAL (REGULAR FUND)
Capital Outlays		-	-	-	-	-	-	-	-	-	-	-	-	-	-
E-Government Fund		-	-	-	-	-	-	-	-	-	-	-	-	-	-
Personnel Services		-	-	-	-	-	-	-	-	-	-	-	-	-	-
Maintenance & Other Operating Expenses		-	-	-	-	-	-	-	-	-	-	-	-	-	-
Capital Outlays		-	-	-	-	-	-	-	-	-	-	-	-	-	-
Contingent Fund	01102402	-	-	-	-	-	-	-	-	-	-	-	-	-	-
Personnel Services		-	-	-	-	-	-	-	-	-	-	-	-	-	-
Maintenance & Other Operating Expenses		-	-	-	-	-	-	-	-	-	-	-	-	-	-
Capital Outlays		-	-	-	-	-	-	-	-	-	-	-	-	-	-
Calamity Funds	01101401	-	-	31,836,046.12	31,836,046.12	31,836,046.12	-	-	-	31,836,046.12	22,706,357.92	8,567,442.73	-	-	31,273,800.65
Personnel Services		-	-	-	-	-	-	-	-	-	-	-	-	-	-
Maintenance & Other Operating Expenses		-	-	31,836,046.12	31,836,046.12	31,836,046.12	-	-	-	31,836,046.12	22,706,357.92	8,567,442.73	-	-	31,273,800.65
Capital Outlays		-	-	-	-	-	-	-	-	-	-	-	-	-	-
SUB-TOTAL, SPECIAL PURPOSE		-	-	170,362,439.83	170,362,439.83	166,640,654.18	3,721,785.65	12,834,960.49	12,834,960.49	170,362,439.83	54,603,888.50	58,941,310.31	-	-	113,545,198.81
PS		-	-	138,526,393.71	138,526,393.71	134,804,608.06	3,721,785.65	12,834,960.49	12,834,960.49	138,526,393.71	31,897,530.58	50,373,867.58	-	-	82,271,398.16
MOOE		-	-	31,836,046.12	31,836,046.12	31,836,046.12	-	-	-	31,836,046.12	22,706,357.92	8,567,442.73	-	-	31,273,800.65
CO		-	-	-	-	-	-	-	-	-	-	-	-	-	-
TOTAL (CONAP 2019)		11,581,023,047.78	-	207,809,630.95	11,788,832,678.73	10,790,390,708.06	41,168,976.77	752,508,641.03	752,508,641.03	10,831,559,684.83	2,095,769,781.77	2,509,565,175.35	-	-	4,605,334,957.11
PS		377,352,234.18	-	180,669,523.10	558,021,757.28	483,154,342.24	45,864,915.04	78,309,315.33	78,309,315.33	529,019,257.28	164,853,656.46	167,315,903.86	-	-	332,169,560.32
MOOE		6,658,975,202.75	-	21,364,046.22	6,680,339,248.97	5,865,283,875.97	10,471,999.90	435,800,459.80	435,800,459.80	5,854,811,876.07	938,401,160.15	1,362,839,213.26	-	-	2,301,240,373.41
CO		4,544,695,610.85	-	5,776,061.63	4,550,471,672.48	4,441,952,489.85	5,776,061.63	238,398,865.90	238,398,865.90	4,447,728,551.48	992,514,965.15	979,410,058.23	-	-	1,971,925,023.38
FE		-	-	-	-	-	-	-	-	-	-	-	-	-	-
GRAND TOTAL (CURRENT + CONAP)		115,608,120,047.78	-	48,890,602,231.49	164,498,722,279.27	109,731,633,708.06	48,721,863,577.31	26,380,219,725.87	26,380,219,725.87	158,453,497,285.37	20,280,794,956.83	68,214,347,353.73	-	-	88,495,142,310.56
PS		49,348,429,234.18	-	662,287,988.64	50,010,717,222.82	49,372,999,342.24	525,385,380.58	7,118,180,724.05	7,118,180,724.05	49,898,384,722.82	12,368,614,972.84	15,383,478,739.39	-	-	27,752,093,712.23
MOOE		49,472,668,202.75	-	43,728,766,021.22	93,201,434,223.97	46,816,254,875.97	43,696,929,975.10	11,759,506,019.32	11,759,506,019.32	90,513,184,851.07	6,773,724,452.59	47,349,686,246.99	-	-	54,123,410,699.58
CO		16,787,022,610.85	-	4,499,548,221.63	21,286,570,832.48	13,542,379,489.85	4,499,548,221.63	7,502,532,982.50	7,502,532,982.50	18,041,927,711.48	1,138,455,531.40	5,481,182,367.35	-	-	6,619,637,898.75
FE		-	-	-	-	-	-	-	-	-	-	-	-	-	-



Department: Department of Health (DOH)  
Agency: Office of the Secretary  
Operating Unit: All  
Organization Code (UACS): 130010000000  
Fund Cluster: 01 - Regular Agency Fund, 04 - Special

PROGRAM/ACTIVITY/PROJECT	PREXC CODE	TOTAL DISBURSEMENT					BALANCES			
		1st Qtr ending March 31	2nd Qtr ending June 30	3rd Qtr ending Sept. 30	4th Qtr ending Dec. 31	TOTAL (REGULAR FUND)	Unreleased Appropriation	Unobligated Allotment	UNPAID OBLIGATION	
									Due and Demandable	Not Yet Due and Demandable
I. NEW APPROPRIATION (CURRENT)										
A. PROGRAMS										
GENERAL ADMINISTRATION AND SUPPORT										
General Management and Supervision	100000100001000	104,320,513.79	171,323,492.17	-	-	275,644,005.96	-	269,349,456.73	224,844.59	82,922,692.72
Personnel Services		70,824,836.75	103,792,599.02	-	-	174,617,435.77	-	150,290,719.64	224,844.59	0.00
Maintenance & Other Operating Expenses		33,495,677.04	67,530,893.15	-	-	101,026,570.19	-	119,058,737.09	-	82,922,692.72
Capital Outlays		-	-	-	-	-	-	-	-	-
		-	-	-	-	-	-	-	-	-
Administration of Personnel Benefits	100000100002000	135,722,157.45	540,077,130.71	-	-	675,799,288.16	71,330,000.00	5,173,583,474.85	708,546.89	117,874,182.10
Personnel Services		135,722,157.45	540,077,130.71	-	-	675,799,288.16	71,330,000.00	5,173,583,474.85	708,546.89	117,874,182.10
Maintenance & Other Operating Expenses		-	-	-	-	-	-	-	-	-
Capital Outlays		-	-	-	-	-	-	-	-	-
TOTAL, GASS		240,042,671.24	711,400,622.88	-	-	951,443,294.12	71,330,000.00	5,442,932,931.58	933,391.48	200,796,874.82
I. SUPPORT TO OPERATIONS										
Health Information Technology	200000100001000	22,708,209.54	17,044,635.45	-	-	39,752,844.99	-	1,103,036,182.32	-	99,883,972.69
Personnel Services		5,061,556.45	1,225,355.14	-	-	6,286,911.59	-	7,088.41	-	-
Maintenance & Other Operating Expenses		8,046,653.09	15,819,280.31	-	-	23,865,933.40	-	369,602,788.69	-	32,932,277.91
Capital Outlays		9,600,000.00	-	-	-	9,600,000.00	-	733,426,305.22	-	66,951,694.78
		-	-	-	-	-	-	-	-	-
Operations of Regional Offices	200000100002000	248,112,484.53	337,029,273.58	-	-	585,141,758.11	1,000,000.00	594,800,153.38	-	9,939,088.51
Personnel Services		214,038,482.69	294,795,536.68	-	-	508,834,019.37	-	499,174,726.54	-	4,931,745.91
Maintenance & Other Operating Expenses		34,074,001.84	42,233,736.90	-	-	76,307,738.74	-	95,625,426.84	-	14,870,834.42
Capital Outlays		-	-	-	-	-	1,000,000.00	-	-	-
		-	-	-	-	-	-	-	-	-
TOTAL, STO		270,820,694.07	354,073,909.03	-	-	624,894,603.10	1,000,000.00	1,697,836,335.70	-	109,823,061.20
II. OPERATIONS										
PREXC 00 : ACCESS TO PROMOTIVE AND PREVENTIVE HEALTH										
HEALTH POLICY AND STANDARDS DEVELOPMENT PROGRAM		16,312,258.05	20,442,862.25	-	-	36,755,120.30	-	255,908,944.42	-	2,199,935.28
International Health Policy Development and Co	310100100001000	6,562,068.36	8,384,024.25	-	-	14,946,092.61	-	25,470,020.64	-	155,886.75
Personnel Services		5,114,942.99	6,884,067.57	-	-	11,999,010.56	-	10,744,989.44	-	-
Maintenance & Other Operating Expenses		1,447,125.37	1,499,956.68	-	-	2,947,082.05	-	14,725,031.20	-	155,886.75
Capital Outlays		-	-	-	-	-	-	-	-	-
		-	-	-	-	-	-	-	-	-
Health Sector Policy and Plan Development	310100100002000	9,335,547.19	11,363,589.40	-	-	20,699,136.59	-	30,379,326.30	-	1,537.11
Personnel Services		7,454,881.72	9,533,624.45	-	-	16,988,506.17	-	10,879,493.83	-	-
Maintenance & Other Operating Expenses		1,880,665.47	1,829,964.95	-	-	3,710,630.42	-	19,499,832.47	-	1,537.11
Capital Outlays		-	-	-	-	-	-	-	-	-
		-	-	-	-	-	-	-	-	-
Health Sector Research Development	310100100003000	414,642.50	695,248.60	-	-	1,109,891.10	-	200,059,597.48	-	2,042,511.42
Personnel Services		-	-	-	-	-	-	53,702,000.00	-	-
Maintenance & Other Operating Expenses		414,642.50	695,248.60	-	-	1,109,891.10	-	146,357,597.48	-	2,042,511.42
Capital Outlays		-	-	-	-	-	-	-	-	-
		-	-	-	-	-	-	-	-	-
HEALTH SYSTEMS STRENGTHENING PROGRAM		2,502,144,107.64	4,942,677,527.40	-	-	7,444,821,635.04	2,489,900,000.00	7,713,868,570.29	5,719.76	1,683,728,074.90
SERVICE DELIVERY SUB-PROGRAM										
Health Facility Policy and Plan Development	310201100001000	12,555,848.56	16,320,744.03	-	-	28,876,592.59	-	144,495,884.62	-	2,803,522.79
Personnel Services		6,566,216.04	9,072,621.71	-	-	15,638,837.75	-	15,013,162.25	-	-
Maintenance & Other Operating Expenses		5,989,632.52	7,248,122.32	-	-	13,237,754.84	-	129,482,722.37	-	2,803,522.79
Capital Outlays		-	-	-	-	-	-	-	-	-
		-	-	-	-	-	-	-	-	-
Health Facilities Enhancement Program	310201100002000	2,586,223.07	437,210,761.26	-	-	439,796,984.33	2,486,900,000.00	4,430,033,368.92	-	1,027,650,646.75
Personnel Services		-	-	-	-	-	-	-	-	-



PROGRAM/ACTIVITY/PROJECT	PREXC CODE	TOTAL DISBURSEMENT					BALANCES			
		1st Qtr ending March 31	2nd Qtr ending June 30	3rd Qtr ending Sept. 30	4th Qtr ending Dec. 31	TOTAL (REGULAR FUND)	Unreleased Appropriation	Unobligated Allotment	UNPAID OBLIGATION	
									Due and Demandable	Not Yet Due and Demandable
Maintenance & Other Operating Expenses		2,586,223.07	2,586,249.72	-	-	5,172,472.79	-	27,534,360.56	-	64,166.65
Capital Outlays		-	434,624,511.54	-	-	434,624,511.54	2,486,900,000.00	4,402,499,008.36	-	1,027,586,480.10
		-	-	-	-	-	-	-	-	-
Local Health Systems Development and Assistance	310201100003000	16,317,613.53	26,948,302.08	-	-	43,265,915.61	-	166,266,388.65	-	33,632,695.51
Personnel Services		4,402,482.04	2,526,911.74	-	-	6,929,393.78	-	162,606.22	-	-
Maintenance & Other Operating Expenses		11,915,131.49	24,421,390.34	-	-	36,336,521.83	-	186,093,782.66	-	33,632,695.51
Capital Outlays		-	-	-	-	-	-	-	-	-
		-	-	-	-	-	-	-	-	-
Pharmaceutical Management	310201100004000	2,280,575.43	3,094,268.96	-	-	5,374,844.39	3,000,000.00	92,927,645.11	-	714,510.50
Personnel Services		-	-	-	-	-	-	-	-	-
Maintenance & Other Operating Expenses		2,280,575.43	3,094,268.96	-	-	5,374,844.39	3,000,000.00	92,927,645.11	-	714,510.50
Capital Outlays		-	-	-	-	-	-	-	-	-
		-	-	-	-	-	-	-	-	-
HEALTH HUMAN RESOURCE SUB-PROGRAM										
Human Resource for Health (HRH) Deployment	310202100001000	2,447,292,472.91	4,433,472,076.83	-	-	6,880,764,549.74	-	2,511,709,134.62	-	561,058,315.64
Personnel Services		2,198,816,142.80	3,949,321,087.76	-	-	6,148,137,230.56	-	1,000,323,326.71	-	351,539,442.73
Maintenance & Other Operating Expenses		248,476,330.11	484,150,989.07	-	-	732,627,319.18	-	1,511,385,807.91	-	209,518,872.91
Capital Outlays		-	-	-	-	-	-	-	-	-
		-	-	-	-	-	-	-	-	-
Human Resources for Health (HRH) and Institute	310202100002000	11,688,056.53	13,856,837.58	-	-	25,544,894.11	-	125,302,966.20	5,719.76	4,782,419.93
Personnel Services		5,701,302.55	7,121,622.71	-	-	12,822,925.26	-	26,759,354.98	5,719.76	0.00
Maintenance & Other Operating Expenses		5,986,753.98	6,735,214.87	-	-	12,721,968.85	-	98,543,611.22	-	4,782,419.93
Capital Outlays		-	-	-	-	-	-	-	-	-
		-	-	-	-	-	-	-	-	-
HEALTH PROMOTION SUB-PROGRAM										
Health Promotion	310203100001000	9,423,317.61	11,774,536.66	-	-	21,197,854.27	-	223,143,181.95	-	53,085,963.76
Personnel Services		3,640,842.83	4,827,964.70	-	-	8,468,807.53	-	17,646,192.47	-	-
Maintenance & Other Operating Expenses		5,782,474.78	6,946,571.96	-	-	12,729,046.74	-	205,496,989.48	-	53,085,963.78
Capital Outlays		-	-	-	-	-	TRUE	-	-	-
		-	-	-	-	-	-	-	-	-
PUBLIC HEALTH PROGRAM		396,438,274.85	880,440,702.76	-	-	1,276,878,977.61	712,000,000.00	10,219,045,308.16	5,138.08	6,256,642,576.15
PUBLIC HEALTH MANAGEMENT SUB-PROGRAM										
Public Health Management	310301100001000	361,684,492.53	602,265,256.09	-	-	963,949,748.67	225,000,000.00	2,336,318,409.85	-	633,450,841.48
Personnel Services		159,935,678.03	230,944,779.67	-	-	390,880,457.70	-	205,382,193.94	-	1,031,348.36
Maintenance & Other Operating Expenses		201,748,814.55	371,320,476.42	-	-	573,069,290.97	225,000,000.00	2,130,936,215.91	-	632,419,493.12
Capital Outlays		-	-	-	-	-	-	-	-	-
		-	-	-	-	-	-	-	-	-
Operation of PNAC Secretariat		1,790,282.74	2,148,500.18	-	-	3,938,782.92	-	10,394,921.18	-	24,295.90
Personnel Services		1,057,304.80	1,429,534.67	-	-	2,486,839.47	-	2,137,160.53	-	-
Maintenance & Other Operating Expenses		732,977.94	718,965.51	-	-	1,451,943.45	-	8,257,760.65	-	24,295.90
Capital Outlays		-	-	-	-	-	-	-	-	-
		-	-	-	-	-	-	-	-	-
Complementary Feeding Program	310301100002000	-	-	-	-	-	62,000,000.00	-	-	-
Personnel Services		-	-	-	-	-	-	-	-	-
Maintenance & Other Operating Expenses		-	-	-	-	-	62,000,000.00	-	-	-
Capital Outlays		-	-	-	-	-	-	-	-	-
		-	-	-	-	-	-	-	-	-
ENVIRONMENTAL AND OCCUPATIONAL HEALTH SUB-PROGRAM										
Environmental and Occupational Health	310302100001000	-	-	-	-	-	350,000,000.00	967,872.32	-	1,057,127.68
Personnel Services		-	-	-	-	-	-	-	-	-
Maintenance & Other Operating Expenses		-	-	-	-	-	-	967,872.32	-	1,057,127.68
Capital Outlays		-	-	-	-	-	350,000,000.00	-	-	-
		-	-	-	-	-	-	-	-	-
NATIONAL IMMUNIZATION SUB-PROGRAM										
National Immunization	310303100001000	-	78,063,032.26	-	-	78,063,032.26	-	4,657,413,652.18	-	2,807,524,315.56
Personnel Services		-	-	-	-	-	-	-	-	-
Maintenance & Other Operating Expenses		-	78,063,032.26	-	-	78,063,032.26	-	4,657,413,652.18	-	2,807,524,315.56
Capital Outlays		-	-	-	-	-	-	-	-	-
		-	-	-	-	-	-	-	-	-
FAMILY HEALTH SUB-PROGRAM										
Family Health , Nutrition and Responsible Parenthood	310304100001000	-	8,694,482.50	-	-	8,694,482.50	-	1,798,147,559.41	-	227,073,958.09
Personnel Services		-	-	-	-	-	-	-	-	-
Maintenance & Other Operating Expenses		-	8,694,482.50	-	-	8,694,482.50	-	1,798,147,559.41	-	227,073,958.09



PROGRAM/ACTIVITY/PROJECT	PREXC CODE	TOTAL DISBURSEMENT					BALANCES			
		1st Qtr ending March 31	2nd Qtr ending June 30	3rd Qtr ending Sept. 30	4th Qtr ending Dec. 31	TOTAL (REGULAR FUND)	Unreleased Appropriation	Unobligated Allotment	UNPAID OBLIGATION	
									Due and Demandable	Not Yet Due and Demandable
Capital Outlays		-	-	-	-	-	-	-	-	-
ELIMINATION OF INFECTIOUS DISEASES PROGRAM										
Elimination of Disease such as Malaria, Schistos	310305100001000	-	-	-	-	-	-	129,631,409.00	-	194,833,591.00
Personnel Services		-	-	-	-	-	-	-	-	-
Maintenance & Other Operating Expenses		-	-	-	-	-	-	129,631,409.00	-	194,833,591.00
Capital Outlays		-	-	-	-	-	-	-	-	-
		-	-	-	-	-	-	-	-	-
Rabies Control	310305100002000	-	-	-	-	-	-	434,366,000.00	-	66,000,000.00
Personnel Services		-	-	-	-	-	-	-	-	-
Maintenance & Other Operating Expenses		-	-	-	-	-	-	434,366,000.00	-	66,000,000.00
Capital Outlays		-	-	-	-	-	-	-	-	-
		-	-	-	-	-	-	-	-	-
PREVENTION AND CONTROL OF INFECTIOUS DISEASES SUB-PRO										
Prevention and Control of Other Infectious Disea	310306100001000	-	9,200,000.00	-	-	9,200,000.00	40,000,000.00	256,023,738.02	-	753,121,261.98
Personnel Services		-	-	-	-	-	-	-	-	-
Maintenance & Other Operating Expenses		-	9,200,000.00	-	-	9,200,000.00	40,000,000.00	256,023,738.02	-	753,121,261.98
Capital Outlays		-	-	-	-	-	-	-	-	-
		-	-	-	-	-	-	-	-	-
TB Control	310306100002000	-	-	-	-	-	35,000,000.00	1,996,088.80	-	911,945,911.20
Personnel Services		-	-	-	-	-	-	-	-	-
Maintenance & Other Operating Expenses		-	-	-	-	-	35,000,000.00	1,588.80	-	493,942,411.20
Capital Outlays		-	-	-	-	-	-	1,996,500.00	-	418,003,500.00
		-	-	-	-	-	-	-	-	-
Assistance to Philippine Tuberculosis	310306100003000	-	-	-	-	-	-	13,800,000.00	-	-
Personnel Services		-	-	-	-	-	-	-	-	-
Maintenance & Other Operating Expenses		-	-	-	-	-	-	13,800,000.00	-	-
Capital Outlays		-	-	-	-	-	-	-	-	-
		-	-	-	-	-	-	-	-	-
NON COMMUNICABLE DISEASES SUB-PROGRAM										
Prevention and Control of Non-Communicable D	310307100001000	-	-	-	-	-	-	105,105,501.26	-	403,957,496.74
Personnel Services		-	-	-	-	-	-	-	-	-
Maintenance & Other Operating Expenses		-	-	-	-	-	-	105,105,501.26	-	403,957,496.74
Capital Outlays		-	-	-	-	-	-	-	-	-
		-	-	-	-	-	-	-	-	-
EPIDEMIOLOGY AND SURVEILLANCE PROGRAM		9,463,414.11	13,855,019.45	-	-	23,318,433.56	-	89,007,448.97	-	3,175,117.47
Epidemiology and Surveillance	310400100001000	9,463,414.11	13,855,019.45	-	-	23,318,433.56	-	89,007,448.97	-	3,175,117.47
Personnel Services		4,998,039.00	6,563,095.05	-	-	11,561,134.05	-	2,856,865.95	-	-
Maintenance & Other Operating Expenses		4,465,375.11	7,291,924.40	-	-	11,757,299.51	-	86,150,583.02	-	3,175,117.47
Capital Outlays		-	-	-	-	-	-	-	-	-
		-	-	-	-	-	-	-	-	-
HEALTH EMERGENCY MANAGEMENT PROGRAM		23,500,085.42	166,214,412.28	-	-	189,714,497.70	-	385,870,707.17	5,138.08	254,478,657.05
Health Emergency Preparedness and Response	310500100001000	17,873,712.97	22,234,923.14	-	-	40,108,636.11	-	163,392,668.91	5,138.08	26,562,556.90
Personnel Services		5,428,965.55	2,076,286.13	-	-	7,505,251.68	-	309,610.24	5,138.08	0.00
Maintenance & Other Operating Expenses		12,444,747.42	20,158,637.01	-	-	32,603,384.43	-	163,083,058.67	-	26,562,556.90
Capital Outlays		-	-	-	-	-	-	-	-	-
		-	-	-	-	-	-	-	-	-
Quick Response Fund	310500100002000	5,626,372.45	143,979,489.14	-	-	149,605,861.59	-	222,478,038.26	-	227,916,100.15
Personnel Services		-	-	-	-	-	-	-	-	-
Maintenance & Other Operating Expenses		5,626,372.45	46,179,998.39	-	-	51,806,370.84	-	63,313,866.69	-	184,879,762.47
Capital Outlays		-	97,799,490.75	-	-	97,799,490.75	-	159,164,171.57	-	43,036,337.68
		-	-	-	-	-	-	-	-	-
SUB-TOTAL, 00 : ACCESS TO PROMOTIVE AND PRECVENTIVE HEA		2,914,894,640.55	5,843,561,092.41	-	-	8,758,455,732.96	3,201,900,000.00	18,188,822,822.87	10,857.84	7,942,570,586.33
PREXC 00 : ACCESS TO CURATIVE AND REHABILITATIVE HEALTH										
HEALTH FACILITIES OPERATION PROGRAM		8,059,418,167.02	11,163,834,377.48	-	-	19,223,252,544.50	690,802,000.00	19,134,372,023.92	-	2,984,510,431.58
CURATIVE HEALTH CARE SUB-PROGRAM										
Operation of Blood Centers and National Volun	320101100001000	16,986,557.12	22,285,663.70	-	-	39,272,240.82	-	541,780,895.64	-	21,618,863.54
Personnel Services		666,568.65	863,989.55	-	-	1,530,558.20	-	5,729,441.80	-	-
Maintenance & Other Operating Expenses		16,319,988.47	21,421,694.15	-	-	37,741,682.62	-	536,051,453.84	-	21,618,863.54
Capital Outlays		-	-	-	-	-	-	-	-	-
		-	-	-	-	-	-	-	-	-
Operation of DOH Hospitals in Metro Manila (M	320101100002000	2,067,464,837.70	3,070,192,856.57	-	-	5,137,657,724.27	16,000,000.00	4,431,924,225.90	-	714,512,049.83



PROGRAM/ACTIVITY/PROJECT	PREXC CODE	TOTAL DISBURSEMENT					BALANCES			
		1st Qtr ending March 31	2nd Qtr ending June 30	3rd Qtr ending Sept. 30	4th Qtr ending Dec. 31	TOTAL (REGULAR FUND)	Unreleased Appropriation	Unobligated Allotment	UNPAID OBLIGATION	
									Due and Demandable	Not Yet Due and Demandable
Personnel Services		1,977,126,621.20	2,716,435,555.60	-	-	4,693,562,176.80	12,000,000.00	3,287,710,900.23	-	162,750,922.97
Maintenance & Other Operating Expenses		110,338,216.50	353,757,330.97	-	-	464,095,547.47	-	1,144,213,325.67	-	551,761,126.86
Capital Outlays		-	-	-	-	-	4,000,000.00	-	-	-
		-	-	-	-	-	-	-	-	-
Operation of DOH Regional Hospitals and Other	320101100003000	5,776,412,045.24	7,701,692,242.42	-	-	13,540,104,287.66	569,802,000.00	13,375,131,653.21	-	2,068,768,059.13
Personnel Services		5,120,902,343.43	6,362,830,946.69	-	-	11,483,733,290.13	-	8,955,247,432.41	-	577,403,277.46
Maintenance & Other Operating Expenses		657,509,701.81	1,398,861,295.72	-	-	2,056,370,997.54	319,802,000.00	2,779,474,220.80	-	1,521,354,781.66
Capital Outlays		-	-	-	-	-	250,000,000.00	1,640,410,000.00	-	-
		-	-	-	-	-	-	-	-	-
Operation of National Reference Laboratories	320101100004000	1,938,029.67	21,499,378.12	-	-	23,437,407.79	105,000,000.00	121,817,646.59	-	76,074,945.62
Personnel Services		-	-	-	-	-	-	-	-	-
Maintenance & Other Operating Expenses		1,938,029.67	21,499,378.12	-	-	23,437,407.79	105,000,000.00	84,817,646.59	-	76,074,945.62
Capital Outlays		-	-	-	-	-	-	37,000,000.00	-	-
		-	-	-	-	-	-	-	-	-
REHABILITATIVE HEALTH CARE SUB-PROGRAM										
Operation of Dangerous Drug Abuse Treatment	320102100001000	174,616,697.29	288,164,186.67	-	-	462,780,883.96	-	663,717,602.58	-	73,546,513.46
Personnel Services		121,349,838.98	189,796,501.45	-	-	311,146,340.43	-	238,485,548.80	-	17,576,110.77
Maintenance & Other Operating Expenses		53,266,858.31	98,367,685.22	-	-	151,634,543.53	-	396,903,053.78	-	55,970,402.69
Capital Outlays		-	-	-	-	-	-	28,329,000.00	-	-
SUB-TOTAL, 00 : ACCESS TO CURATIVE AND REHABILITATIVE HE		8,059,418,167.02	11,163,834,377.48	-	-	19,223,252,544.50	690,802,000.00	19,134,372,023.92	-	2,984,510,431.58
		-	-	-	-	-	-	-	-	-
PREXC 00 : ACCESS TO SAFE AND QUALITY HEALTH COMMODIT										
HEALTH REGULATORY PROGRAM		165,370,440.78	214,107,654.29	-	-	379,478,095.07	-	395,724,948.33	-	105,175,956.60
HEALTH FACILITIES AND SERVICES REGULATION SUB-PROGRAM										
Regulations of Health Facilities and Services	330101100001000	13,904,718.53	17,340,966.94	-	-	31,245,685.47	-	44,300,864.74	-	122,449.79
Personnel Services		10,490,669.41	14,090,624.17	-	-	24,581,293.58	-	21,196,706.42	-	-
Maintenance & Other Operating Expenses		3,414,049.12	3,250,342.77	-	-	6,664,391.89	-	23,104,158.32	-	122,449.79
Capital Outlays		-	-	-	-	-	-	-	-	-
		-	-	-	-	-	-	-	-	-
Regulation of Regional Health Facilities and Ser	330101100002000	49,416,520.39	64,584,617.55	-	-	114,001,137.94	-	133,945,457.87	-	10,944,404.19
Personnel Services		39,662,319.07	53,530,100.61	-	-	93,192,419.68	-	82,117,274.51	-	2,216,305.81
Maintenance & Other Operating Expenses		9,754,201.32	11,054,516.94	-	-	20,808,718.26	-	51,828,183.36	-	8,728,098.38
Capital Outlays		-	-	-	-	-	-	-	-	-
		-	-	-	-	-	-	-	-	-
CONSUMER HEALTH AND WELFARE SUB-PROGRAM										
Regulation of Health Products and Establishme	330102100001000	90,048,117.53	132,182,069.80	-	-	222,230,187.33	-	160,643,131.89	-	5,263,680.78
Personnel Services		90,048,117.53	132,182,069.80	-	-	222,230,187.33	-	160,643,131.89	-	5,263,680.78
Maintenance & Other Operating Expenses		-	-	-	-	-	-	-	-	-
Capital Outlays		-	-	-	-	-	-	-	-	-
		-	-	-	-	-	-	-	-	-
ROUTINE QUARANTINE SERVICES SUB-PRO										
Provision of Quarantine Services and Internatio	330103100001000	12,001,084.33	-	-	-	12,001,084.33	-	56,835,493.83	-	88,845,421.84
Personnel Services		12,001,084.33	-	-	-	12,001,084.33	-	56,835,493.83	-	88,845,421.84
Maintenance & Other Operating Expenses		-	-	-	-	-	-	-	-	-
Capital Outlays		-	-	-	-	-	-	-	-	-
		-	-	-	-	-	-	-	-	-
SUB-TOTAL, 00: ACCESS TO SAFE AND QUALITY HEALTH COMM		165,370,440.78	214,107,654.29	-	-	379,478,095.07	-	395,724,948.33	-	105,175,956.60
		-	-	-	-	-	-	-	-	-
PREXC 00: ACCESS TO SOCIAL HEALTH PROTECTION ASSURED										
SOCIAL HEALTH PROTECTION PROGRAM		129,408,759.15	699,856,896.35	-	-	829,265,655.50	1,043,500,000.00	7,811,937,766.69	-	798,770,577.81
PROJECTS		-	-	-	-	-	-	-	-	-
LOCALLY - FUNDED PROJECTS										
Assistance to Indigent Patients either confined o	340100100001000	129,408,759.15	699,856,896.35	-	-	829,265,655.50	1,043,500,000.00	7,811,937,766.69	-	798,770,577.81
Personnel Services		-	-	-	-	-	-	-	-	-
Maintenance & Other Operating Expenses		129,408,759.15	699,856,896.35	-	-	829,265,655.50	1,043,500,000.00	7,811,937,766.69	-	798,770,577.81
Capital Outlays		-	-	-	-	-	-	-	-	-
		-	-	-	-	-	-	-	-	-
SUB-TOTAL, 00: ACCESS TO SOCIAL HEALTH PROTECTION ASSU		129,408,759.15	699,856,896.35	-	-	829,265,655.50	1,043,500,000.00	7,811,937,766.69	-	798,770,577.81
TOTAL, OPERATIONS		11,269,092,007.50	17,921,360,020.53	-	-	29,190,452,028.03	4,936,202,000.00	45,530,857,561.81	10,857.84	11,831,027,552.32
TOTAL NEW APPROPRIATIONS		11,779,955,372.81	18,986,934,552.44	-	-	30,766,789,925.25	5,008,532,001.00	52,671,626,829.09	944,249.32	12,141,647,488.34
PS		10,201,011,394.29	14,639,922,005.59	-	-	24,840,933,399.88	83,330,000.00	19,976,938,895.89	944,249.32	1,319,568,946.91
MOOE		1,569,343,978.52	3,814,488,544.56	-	-	5,383,832,523.08	1,833,302,000.00	25,691,862,948.05	-	9,266,500,528.87
OO		9,600,000.00	532,424,002.29	-	-	542,024,002.29	3,091,900,001.00	7,002,824,985.15	-	1,555,578,012.56
		-	-	-	-	-	-	-	-	-

PROGRAM/ACTIVITY/PROJECT	PREXC CODE	TOTAL DISBURSEMENT					BALANCES			
		1st Qtr ending March 31	2nd Qtr ending June 30	3rd Qtr ending Sept. 30	4th Qtr ending Dec. 31	TOTAL (REGULAR FUND)	Unreleased Appropriation	Unobligated Allotment	UNPAID OBLIGATION	
									Due and Demandable	Not Yet Due and Demandable
II. AUTOMATIC APPROPRIATION										
Retirement and Life Insurance Premium		547,165,402.67	186,294,394.63	-	-	733,459,797.30	-	848,682,310.15	-	24,602,570.16
Personnel Services		547,165,402.67	186,294,394.63	-	-	733,459,797.30	-	848,682,310.15	-	24,602,570.16
Maintenance & Other Operating Expenses		-	-	-	-	-	-	-	-	-
Capital Outlays		-	-	-	-	-	-	-	-	-
		-	-	-	-	-	-	-	-	-
Custom and Duties and Taxes	01104105	-	-	-	-	-	-	-	-	70,727,505.00
Personnel Services		-	-	-	-	-	-	-	-	-
Maintenance & Other Operating Expenses		-	-	-	-	-	-	-	-	70,727,505.00
Capital Outlays		-	-	-	-	-	-	-	-	-
		-	-	-	-	-	-	-	-	-
Franchise Tax	03104347	-	-	-	-	-	29,420,000.00	-	-	-
Personnel Services		-	-	-	-	-	-	-	-	-
Maintenance & Other Operating Expenses		-	-	-	-	-	29,420,000.00	-	-	-
Capital Outlays		-	-	-	-	-	-	-	-	-
		-	-	-	-	-	-	-	-	-
Illegal Drugs		-	-	-	-	-	-	-	-	-
Personnel Services		-	-	-	-	-	-	-	-	-
Maintenance & Other Operating Expenses		-	-	-	-	-	-	-	-	-
Capital Outlays		-	-	-	-	-	-	-	-	-
		-	-	-	-	-	-	-	-	-
Regulation of Health Establishments and Pro	03104348	38,588,223.46	58,030,083.66	-	-	96,618,307.12	50,000,000.00	386,248,454.33	-	34,165,238.55
Personnel Services		-	-	-	-	-	-	-	-	-
Maintenance & Other Operating Expenses		38,588,223.46	58,030,083.66	-	-	96,618,307.12	-	386,248,454.33	-	34,165,238.55
Capital Outlays		-	-	-	-	-	50,000,000.00	-	-	-
		-	-	-	-	-	-	-	-	-
Provision of Quarantine Services and Internat	03104349	2,448,339.16	-	-	-	2,448,339.16	-	44,828,807.21	-	44,465,853.63
Personnel Services		-	-	-	-	-	-	-	-	-
Maintenance & Other Operating Expenses		2,448,339.16	-	-	-	2,448,339.16	-	44,828,807.21	-	44,465,853.63
Capital Outlays		-	-	-	-	-	-	-	-	-
		-	-	-	-	-	-	-	-	-
Health Sector Policy Support Program - Phas	01104159	-	-	-	-	-	-	-	-	-
Personnel Services		-	-	-	-	-	-	-	-	-
Maintenance & Other Operating Expenses		-	-	-	-	-	-	-	-	-
Capital Outlays		-	-	-	-	-	-	-	-	-
		-	-	-	-	-	-	-	-	-
SUB-TOTAL, AUTOMATIC APPROPRIATION		588,201,965.29	244,324,478.29	-	-	832,526,443.58	79,420,000.00	1,279,759,571.69	-	173,961,167.34
PS		547,165,402.67	186,294,394.63	-	-	733,459,797.30	-	848,682,310.15	-	24,602,570.16
MOOE		41,036,562.62	58,030,083.66	-	-	99,066,646.28	29,420,000.00	431,077,281.54	-	149,358,597.18
CO		-	-	-	-	-	50,000,000.00	-	-	-
		-	-	-	-	-	-	-	-	-
III. SPECIAL PURPOSE FUND										
Pension and Graduity Fund	01101407	65,719,251.43	44,482,252.01	-	-	110,201,503.44	-	568,706.68	-	2,683,994.88
Personnel Services		65,719,251.43	44,482,252.01	-	-	110,201,503.44	-	568,706.68	-	2,683,994.88
Maintenance & Other Operating Expenses		-	-	-	-	-	-	-	-	-
Capital Outlays		-	-	-	-	-	-	-	-	-
		-	-	-	-	-	-	-	-	-
Miscellaneous Personnel Benefits Fund	01101406	66,218,647.39	259,764,047.00	-	-	325,982,694.39	-	1,123,251,400.92	-	61,546,995.62
Personnel Services		66,218,647.39	259,764,047.00	-	-	325,982,694.39	-	1,123,251,400.92	-	61,546,995.62
Maintenance & Other Operating Expenses		-	-	-	-	-	-	-	-	-
Capital Outlays		-	-	-	-	-	-	-	-	-
		-	-	-	-	-	-	-	-	-
QRF-Bayanihan Act	1105202	-	35,324,791,057.16	-	-	35,324,791,057.16	-	8,372,758,063.29	-	2,020,347,509.55
Personnel Services		-	-	-	-	-	-	-	-	-
Maintenance & Other Operating Expenses		-	33,760,330,540.96	-	-	33,760,330,540.96	-	6,429,096,763.81	-	1,034,697,165.23
Capital Outlays		-	1,564,460,516.20	-	-	1,564,460,516.20	-	1,943,661,299.48	-	985,650,344.32
		-	-	-	-	-	-	-	-	-
RA 11469 QRF -PCR	01102404	-	1,912,373,520.00	-	-	1,912,373,520.00	-	126,480.00	-	-
Personnel Services		-	-	-	-	-	-	-	-	-
Maintenance & Other Operating Expenses		-	1,912,373,520.00	-	-	1,912,373,520.00	-	126,480.00	-	-
Capital Outlays		-	-	-	-	-	-	-	-	-
		-	-	-	-	-	-	-	-	-
Contingent Fund	01102402	-	50,000.00	-	-	50,000.00	-	-	-	-
Personnel Services		-	-	-	-	-	-	-	-	-



PROGRAM/ACTIVITY/PROJECT	PREXC CODE	TOTAL DISBURSEMENT					BALANCES			
		1st Qtr ending March 31	2nd Qtr ending June 30	3rd Qtr ending Sept. 30	4th Qtr ending Dec. 31	TOTAL (REGULAR FUND)	Unreleased Appropriation	Unobligated Allotment	UNPAID OBLIGATION	
									Due and Demandable	Not Yet Due and Demandable
Maintenance & Other Operating Expenses		-	50,000.00	-	-	50,000.00	-	-	-	-
Capital Outlays		-	-	-	-	-	-	-	-	-
		-	-	-	-	-	-	-	-	-
Calamity Funds	01101401	-	192,976,873.48	-	-	192,976,873.48	-	284,039,195.43	-	22,983,931.09
Personnel Services		-	-	-	-	-	-	-	-	-
Maintenance & Other Operating Expenses		-	192,976,873.48	-	-	192,976,873.48	-	284,039,195.43	-	22,983,931.09
Capital Outlays		-	-	-	-	-	-	-	-	-
SUB-TOTAL, SPECIAL PURPOSE		131,937,898.82	37,734,437,749.65	-	-	37,866,375,648.47	-	9,780,743,846.32	-	2,107,562,431.14
PS		131,937,898.82	304,246,299.01	-	-	436,184,197.83	-	1,123,820,107.60	-	64,230,990.50
MOOE		-	35,865,730,934.44	-	-	35,865,730,934.44	-	6,713,262,439.24	-	1,057,681,096.32
CO		-	1,564,460,516.20	-	-	1,564,460,516.20	-	1,943,661,299.48	-	985,650,344.32
GRAND TOTAL (CURRENT YEAR 2020)		12,500,095,236.92	56,965,596,780.38	-	-	69,465,692,017.30	5,087,952,001.00	63,732,130,247.09	944,249.32	14,423,171,086.83
PS		10,880,114,695.78	15,130,462,699.23	-	-	26,010,577,395.01	83,330,000.00	21,949,441,313.64	944,249.32	1,408,402,507.57
MOOE		1,610,380,541.14	39,738,249,562.66	-	-	41,348,630,103.80	1,862,722,000.00	32,836,202,648.83	-	10,473,540,222.37
CO		9,600,000.00	2,096,884,518.49	-	-	2,106,484,518.49	3,141,900,001.00	8,946,486,284.63	-	2,541,228,356.88
FE										
I. CONTINUING APPROPRIATIONS										
A. PROGRAMS										
I. GENERAL ADMINISTRATION AND SUPPORT										
General Management and Supervision	100000100001000	13,461,402.02	2,127,005.64	-	-	15,588,407.66	-	12,435,369.36	-	8,328,930.13
Personnel Services		1,421,497.38	894,139.92	-	-	2,315,637.30	-	741,823.21	-	-
Maintenance & Other Operating Expenses		12,039,904.64	1,232,865.72	-	-	13,272,770.36	-	2,938,354.15	-	3,951,710.13
Capital Outlays		-	-	-	-	-	-	8,755,192.00	-	4,377,220.00
Administration of Personnel Benefits	100000100002000	58,253,153.05	36,566,044.55	-	-	94,819,197.60	-	58,822,240.40	7,667,614.82	11,809,066.72
Personnel Services		58,253,153.05	36,566,044.55	-	-	94,819,197.60	-	58,822,240.40	7,667,614.82	11,809,066.72
Maintenance & Other Operating Expenses		-	-	-	-	-	-	-	-	-
Capital Outlays		-	-	-	-	-	-	-	-	-
TOTAL, GASS		71,714,555.07	38,693,050.19	-	-	110,407,605.26	-	71,257,609.76	7,667,614.82	20,137,996.85
II. SUPPORT TO OPERATIONS										
Health Information Technology	200000100001000	2,971,768.59	2,002,611.39	-	-	4,974,379.98	-	152,317,876.55	-	20,774,993.06
Personnel Services		-	-	-	-	-	-	48,360.50	-	-
Maintenance & Other Operating Expenses		2,971,768.59	2,002,611.39	-	-	4,974,379.98	-	99,932,933.73	-	12,294,753.06
Capital Outlays		-	-	-	-	-	-	52,336,582.32	-	8,480,240.00
Operations of Regional Offices	200000100002000	1,297,387.81	2,793,714.31	-	-	4,091,102.12	-	11,670,147.28	-	448,817.46
Personnel Services		914,563.78	489,662.69	-	-	1,404,226.47	-	2,588,082.68	-	106,428.22
Maintenance & Other Operating Expenses		382,824.03	2,304,051.62	-	-	2,686,875.65	-	9,082,064.60	-	342,389.24
Capital Outlays		-	-	-	-	-	-	-	-	-
TOTAL, STO		4,269,156.40	4,796,325.70	-	-	9,065,482.10	-	163,988,023.83	-	21,223,810.52
III. OPERATIONS										
PREXC 00 : ACCESS TO PROMOTIVE AND PREVENTIVE HEALTH										
HEALTH POLICY AND STANDARDS DEVELOPMENT PROGRAM										
International Health Policy Development and Co	310100100001000	288,109.45	235,285.12	-	-	523,394.57	-	341,433.50	-	213,330.29
Personnel Services		-	-	-	-	-	-	-	-	-
Maintenance & Other Operating Expenses		288,109.45	235,285.12	-	-	523,394.57	-	341,433.50	-	213,330.29
Capital Outlays		-	-	-	-	-	-	-	-	-
Health Sector Policy and Plan Development	310100100002000	445,088.84	149,465.04	-	-	594,553.88	-	3,406,205.24	-	29,309.00
Personnel Services		-	-	-	-	-	-	8,730.00	-	-
Maintenance & Other Operating Expenses		445,088.84	149,465.04	-	-	594,553.88	-	3,397,475.24	-	29,309.00
Capital Outlays		-	-	-	-	-	-	-	-	-
Health Sector Research Development	310100100003000	655,000.08	828,391.53	-	-	1,483,391.61	-	13,870,253.40	-	866,807.90
Personnel Services		-	-	-	-	-	-	106.99	-	-
Maintenance & Other Operating Expenses		655,000.08	828,391.53	-	-	1,483,391.61	-	13,870,146.41	-	866,807.90
Capital Outlays		-	-	-	-	-	-	-	-	-

PROGRAM/ACTIVITY/PROJECT	PREXC CODE	TOTAL DISBURSEMENT					BALANCES			
		1st Qtr ending March 31	2nd Qtr ending June 30	3rd Qtr ending Sept. 30	4th Qtr ending Dec. 31	TOTAL (REGULAR FUND)	Unreleased Appropriation	Unobligated Allotment	UNPAID OBLIGATION	
									Due and Demandable	Not Yet Due and Demandable
HEALTH SYSTEMS STRENGTHENING PROGRAM										
SERVICE DELIVERY SUB-PROGRAM										
Health Facility Policy and Plan Development	310201100001000	5,860,414.74	7,114,966.80	-	-	12,966,381.54	-	6,206,918.32	-	4,060,751.92
Personnel Services		9,000.00	-	-	-	9,000.00	-	2,162,843.32	-	-
Maintenance & Other Operating Expenses		5,871,414.74	7,114,966.80	-	-	12,986,381.54	-	6,044,074.70	-	4,060,751.92
Capital Outlays		-	-	-	-	-	-	-	-	-
		-	-	-	-	-	-	-	-	-
Health Facilities Enhancement Program	310201100002000	16,553,602.82	277,064,294.49	-	-	293,637,697.31	102,743,121.00	2,285,491,019.79	-	1,642,264,873.54
Personnel Services		-	-	-	-	-	-	-	-	-
Maintenance & Other Operating Expenses		4,312,809.17	7,864,335.79	-	-	12,177,144.96	-	12,987,570.68	-	39,536,506.02
Capital Outlays		12,240,793.65	269,219,958.70	-	-	281,460,752.35	102,743,121.00	2,272,503,449.11	-	1,602,728,367.52
		-	-	-	-	-	-	-	-	-
Local Health Systems Development and Assistance	310201100003000	2,942,243.48	4,574,257.73	-	-	7,516,501.21	-	21,011,400.36	-	10,318,487.30
Personnel Services		-	-	-	-	-	-	146,480.00	-	-
Maintenance & Other Operating Expenses		2,942,243.48	4,574,257.73	-	-	7,516,501.21	-	20,864,920.38	-	10,318,487.30
Capital Outlays		-	-	-	-	-	-	-	-	-
		-	-	-	-	-	-	-	-	-
Pharmaceutical Management	310201100004000	12,117,596.17	8,151,249.20	-	-	20,268,845.37	9,744,835.00	215,461,514.39	-	10,523,153.82
Personnel Services		9,127,715.01	884,718.38	-	-	10,012,433.39	-	3,716,237.90	-	1,533,496.71
Maintenance & Other Operating Expenses		2,989,881.16	7,266,530.82	-	-	10,256,411.98	9,744,835.00	211,745,276.49	-	8,989,657.11
Capital Outlays		-	-	-	-	-	-	-	-	-
		-	-	-	-	-	-	-	-	-
HEALTH HUMAN RESOURCE SUB-PROGRAM										
Human Resource for Health (HRH) Deployment	310202100001000	106,515,024.46	199,661,417.28	-	-	308,176,441.74	764,181,122.00	347,323,723.88	-	41,812,910.32
Personnel Services		34,785,960.99	59,304,182.52	-	-	94,090,143.51	-	59,883,052.32	-	6,770,985.67
Maintenance & Other Operating Expenses		73,729,063.47	140,357,234.76	-	-	214,086,298.23	764,181,122.00	287,440,671.56	-	35,041,924.65
Capital Outlays		-	-	-	-	-	-	-	-	-
		-	-	-	-	-	-	-	-	-
Human Resources for Health (HRH) and Institutions	310202100002000	3,458,870.66	2,631,146.90	-	-	6,090,017.56	-	8,606,170.44	-	710,160.10
Personnel Services		796,970.00	-	-	-	796,970.00	-	1,304,788.92	-	-
Maintenance & Other Operating Expenses		2,661,900.66	2,631,146.90	-	-	5,293,047.56	-	7,301,381.52	-	710,160.10
Capital Outlays		-	-	-	-	-	-	-	-	-
		-	-	-	-	-	-	-	-	-
HEALTH PROMOTION SUB-PROGRAM										
Health Promotion	310203100001000	3,995,501.93	2,124,844.57	-	-	6,120,346.50	-	17,465,446.59	-	3,843,137.73
Personnel Services		2,944,500.00	-	-	-	2,944,500.00	-	825,920.00	-	-
Maintenance & Other Operating Expenses		1,051,001.93	2,124,844.57	-	-	3,175,846.50	-	16,639,526.59	-	3,843,137.73
Capital Outlays		-	-	-	-	-	-	-	-	-
		-	-	-	-	-	-	-	-	-
PUBLIC HEALTH PROGRAM										
PUBLIC HEALTH MANAGEMENT SUB-PROGRAM										
Public Health Management	310301100001000	50,857,576.26	70,293,621.05	-	-	121,151,197.31	2,500.00	126,147,234.85	-	48,935,256.40
Personnel Services		5,507,667.02	1,807,341.74	-	-	7,315,008.76	2,500.00	2,311,356.19	-	86,808.50
Maintenance & Other Operating Expenses		45,349,909.24	68,486,279.31	-	-	113,836,188.55	-	123,835,878.66	-	48,848,447.90
Capital Outlays		-	-	-	-	-	-	-	-	-
		-	-	-	-	-	-	-	-	-
Operation of PNAC Secretariat	310301100002000	82,388.61	-	-	-	82,388.61	-	160,741.86	-	-
Personnel Services		-	-	-	-	-	-	-	-	-
Maintenance & Other Operating Expenses		82,388.61	-	-	-	82,388.61	-	160,741.86	-	-
Capital Outlays		-	-	-	-	-	-	-	-	-
		-	-	-	-	-	-	-	-	-
Complementary Feeding Program		-	-	-	-	-	-	-	-	-
Personnel Services		-	-	-	-	-	-	-	-	-
Maintenance & Other Operating Expenses		-	-	-	-	-	-	-	-	-
Capital Outlays		-	-	-	-	-	-	-	-	-
		-	-	-	-	-	-	-	-	-
ENVIRONMENTAL AND OCCUPATIONAL HEALTH SUB-PROGRAM										
Environmental and Occupational Health	310302100001000	238,431.00	650,810.00	-	-	889,241.00	-	17,886,270.71	-	698,235.55
Personnel Services		-	-	-	-	-	-	-	-	-
Maintenance & Other Operating Expenses		238,431.00	650,810.00	-	-	889,241.00	-	17,886,270.71	-	698,235.55
Capital Outlays		-	-	-	-	-	-	-	-	-
		-	-	-	-	-	-	-	-	-
NATIONAL IMMUNIZATION SUB-PROGRAM										




PROGRAM/ACTIVITY/PROJECT	PREXC CODE	TOTAL DISBURSEMENT					BALANCES			
		1st Qtr ending March 31	2nd Qtr ending June 30	3rd Qtr ending Sept. 30	4th Qtr ending Dec. 31	TOTAL (REGULAR FUND)	Unreleased Appropriation	Unobligated Allotment	UNPAID OBLIGATION	
									Due and Demandable	Not Yet Due and Demandable
National Immunization	310303100001000	51,724,780.00	4,931,892.19	-	-	56,656,672.19	-	585,020,676.36	-	60,205,939.72
Personnel Services		-	-	-	-	-	-	-	-	-
Maintenance & Other Operating Expenses		51,724,780.00	4,931,892.19	-	-	56,656,672.19	-	585,020,676.36	-	60,205,939.72
Capital Outlays		-	-	-	-	-	-	-	-	-
FAMILY HEALTH SUB-PROGRAM										
Family Health , Nutrition and Responsible Parenthood	310304100001000	-	190,014,402.73	-	-	190,014,402.73	1,158,185.00	862,551,738.92	-	148,976,962.90
Personnel Services		-	-	-	-	-	-	-	-	-
Maintenance & Other Operating Expenses		-	190,014,402.73	-	-	190,014,402.73	1,158,185.00	862,551,738.92	-	148,976,962.90
Capital Outlays		-	-	-	-	-	-	-	-	-
ELIMINATION OF INFECTIOUS DISEASES PROGRAM										
Elimination of Disease such as Malaria, Schistosomiasis, etc.	310305100001000	-	1,067,766.80	-	-	1,067,766.80	-	25,365,509.87	-	-
Personnel Services		-	-	-	-	-	-	-	-	-
Maintenance & Other Operating Expenses		-	1,067,766.80	-	-	1,067,766.80	-	25,365,509.87	-	-
Capital Outlays		-	-	-	-	-	-	-	-	-
Rabies Control	310305100002000	-	21,601,560.42	-	-	21,601,560.42	-	64,993,516.84	-	48,092,880.66
Personnel Services		-	-	-	-	-	-	-	-	-
Maintenance & Other Operating Expenses		-	21,601,560.42	-	-	21,601,560.42	-	64,993,516.84	-	48,092,880.66
Capital Outlays		-	-	-	-	-	-	-	-	-
PREVENTION AND CONTROL OF INFECTIOUS DISEASES SUB-PROGRAM										
Prevention and Control of Other Infectious Diseases	310306100001000	-	-	-	-	-	0.00	3,993,347.99	-	17,569,184.00
Personnel Services		-	-	-	-	-	-	-	-	-
Maintenance & Other Operating Expenses		-	-	-	-	-	0.00	3,993,347.99	-	17,569,184.00
Capital Outlays		-	-	-	-	-	-	-	-	-
TB Control	310306100002000	6,964.10	1,018,491.53	-	-	1,025,455.63	-	935,281.57	-	4,795,827.20
Personnel Services		-	-	-	-	-	-	-	-	-
Maintenance & Other Operating Expenses		6,964.10	1,018,491.53	-	-	1,025,455.63	-	935,281.57	-	4,795,827.20
Capital Outlays		-	-	-	-	-	-	-	-	-
Assistance to Philippine Tuberculosis Control	310306100003000	-	-	-	-	-	-	-	-	-
Personnel Services		-	-	-	-	-	-	-	-	-
Maintenance & Other Operating Expenses		-	-	-	-	-	-	-	-	-
Capital Outlays		-	-	-	-	-	-	-	-	-
NON COMMUNICABLE DISEASES SUB-PROGRAM										
Prevention and Control of Non-Communicable Diseases	310307100001000	9,526.00	20,095,002.63	-	-	20,104,528.63	50,000,000.00	38,980,682.58	-	28,288,151.70
Personnel Services		-	-	-	-	-	-	-	-	-
Maintenance & Other Operating Expenses		9,526.00	20,095,002.63	-	-	20,104,528.63	50,000,000.00	38,980,682.58	-	28,082,151.70
Capital Outlays		-	-	-	-	-	-	-	-	206,000.00
EPIDEMIOLOGY AND SURVEILLANCE PROGRAM										
Epidemiology and Surveillance	310400100001000	6,034,721.05	5,661,247.47	-	-	11,695,968.52	-	31,889,704.03	-	3,150,925.20
Personnel Services		-	-	-	-	-	-	-	-	-
Maintenance & Other Operating Expenses		6,029,321.05	5,661,247.47	-	-	11,690,568.52	-	31,889,704.03	-	3,156,325.20
Capital Outlays		5,400.00	-	-	-	5,400.00	-	-	-	5,400.00
HEALTH EMERGENCY MANAGEMENT PROGRAM										
Health Emergency Preparedness and Response	310500100001000	4,223,391.75	5,350,211.35	-	-	9,573,603.10	-	29,675,408.70	-	10,117,017.77
Personnel Services		-	-	-	-	-	-	2,288,818.00	-	-
Maintenance & Other Operating Expenses		4,223,391.75	5,350,211.35	-	-	9,573,603.10	-	27,386,591.70	-	10,117,017.77
Capital Outlays		-	-	-	-	-	-	-	-	-
Quick Response Fund	310500100002000	2,154,186.69	54,523,261.18	-	-	56,677,447.87	-	152,132,110.43	-	16,828,398.94
Personnel Services		-	-	-	-	-	-	-	-	-
Maintenance & Other Operating Expenses		2,013,283.18	1,469,589.69	-	-	3,482,872.87	-	10,855,577.91	-	893,550.43
Capital Outlays		140,903.51	53,053,671.49	-	-	53,194,575.00	-	141,276,532.52	-	17,934,848.51
SUB-TOTAL, 00 : ACCESS TO PROMOTIVE AND PREVENTIVE HEALTH SERVICES		270,183,418.09	877,763,586.01	-	-	1,147,947,004.11	927,829,763.00	4,860,916,311.34	-	2,104,301,701.95


PROGRAM/ACTIVITY/PROJECT	PREXC CODE	TOTAL DISBURSEMENT					BALANCES			
		1st Qtr ending March 31	2nd Qtr ending June 30	3rd Qtr ending Sept. 30	4th Qtr ending Dec. 31	TOTAL (REGULAR FUND)	Unreleased Appropriation	Unobligated Allotment	UNPAID OBLIGATION	
									Due and Demandable	Not Yet Due and Demandable
PREXC 00 : ACCESS TO CURATIVE AND REHABILITATIVE HEALTH FACILITIES OPERATION PROGRAM										
CURATIVE HEALTH CARE SUB-PROGRAM										
Operation of Blood Centers and National Volun	320101100001000	21,850,355.13	1,519,184.66	-	-	20,331,170.47	-	31,588,550.69	-	65,002,142.87
Personnel Services		-	-	-	-	-	-	-	-	-
Maintenance & Other Operating Expenses		21,850,355.13	1,519,184.66	-	-	20,331,170.47	-	31,588,550.69	-	65,002,142.87
Capital Outlays		-	-	-	-	-	-	-	-	-
		-	-	-	-	-	-	-	-	-
Operation of DOH Hospitals in Metro Manila (Mi	320101100002000	1,122,702.97	6,057,274.91	-	-	7,179,977.88	0.00	6,094,390.23	-	12,679,233.40
Personnel Services		107,972.65	-	-	-	107,972.65	0.00	444,924.46	-	6,250.00
Maintenance & Other Operating Expenses		1,014,730.32	6,057,274.91	-	-	7,072,005.23	-	5,086,485.77	-	9,129,963.40
Capital Outlays		-	-	-	-	-	-	562,980.00	-	3,543,020.00
		-	-	-	-	-	-	-	-	-
Operation of DOH Regional Hospitals and Other	320101100003000	2,337,663.28	4,184,630.31	-	-	6,522,493.59	-	6,344,694.23	-	137,043.12
Personnel Services		1,417,549.07	3,053,970.91	-	-	4,471,519.98	-	2,186,268.02	-	0.00
Maintenance & Other Operating Expenses		920,114.21	1,130,859.40	-	-	2,050,973.61	-	3,789,634.06	-	137,043.12
Capital Outlays		-	-	-	-	-	-	368,792.15	-	-
		-	-	-	-	-	-	-	-	-
Operation of National Reference Laboratories	320101100004000	203,131.81	1,075,237.59	-	-	1,278,369.40	-	10,796,062.10	-	16,528,501.08
Personnel Services		-	-	-	-	-	-	-	-	-
Maintenance & Other Operating Expenses		203,131.81	1,075,237.59	-	-	1,278,369.40	-	10,796,062.10	-	16,528,501.08
Capital Outlays		-	-	-	-	-	-	-	-	-
		-	-	-	-	-	-	-	-	-
REHABILITATIVE HEALTH CARE SUB-PROGRAM										
Operation of Dangerous Drug Abuse Treatment	320102100001000	18,703,278.63	18,523,696.52	-	-	37,226,975.15	29,000,000.00	29,487,823.61	-	13,926,853.75
Personnel Services		2,307,035.91	-	-	-	2,307,035.91	29,000,000.00	1,472,361.05	-	-
Maintenance & Other Operating Expenses		16,396,242.72	18,523,696.52	-	-	34,919,939.24	-	28,015,462.56	-	13,926,853.75
Capital Outlays		-	-	-	-	-	-	-	-	-
		-	-	-	-	-	-	-	-	-
SUB-TOTAL, 00 : ACCESS TO CURATIVE AND REHABILITATIVE HEALTH FACILITIES OPERATION PROGRAM		44,217,131.82	28,321,854.67	-	-	72,538,986.49	29,000,000.00	84,311,520.86	-	107,999,687.98
PREXC 00 : ACCESS TO SAFE AND QUALITY HEALTH COMMODITIES REGULATORY PROGRAM										
HEALTH FACILITIES AND SERVICES REGULATION SUB-PROGRAM										
Regulations of Health Facilities and Services	330101100001000	2,163,171.41	1,341,863.99	-	-	3,505,035.40	-	4,345,821.60	-	685,513.91
Personnel Services		-	-	-	-	-	-	223,527.00	-	-
Maintenance & Other Operating Expenses		2,163,171.41	1,341,863.99	-	-	3,505,035.40	-	4,122,294.60	-	685,513.91
Capital Outlays		-	-	-	-	-	-	-	-	-
		-	-	-	-	-	-	-	-	-
Regulation of Regional Health Facilities and Ser	330101100002000	794,712.87	1,242,604.43	-	-	2,037,317.30	-	3,378,548.48	-	710,390.69
Personnel Services		33,421.20	668,540.96	-	-	701,962.16	-	721,673.38	-	518,236.19
Maintenance & Other Operating Expenses		761,291.67	574,063.47	-	-	1,335,355.14	-	2,656,875.10	-	192,154.50
Capital Outlays		-	-	-	-	-	-	-	-	-
		-	-	-	-	-	-	-	-	-
CONSUMER HEALTH AND WELFARE SUB-PROGRAM										
Regulation of Health Products and Establishme	330102100001000	-	-	-	-	-	-	191,995.41	-	-
Personnel Services		-	-	-	-	-	-	191,995.41	-	-
Maintenance & Other Operating Expenses		-	-	-	-	-	-	-	-	-
Capital Outlays		-	-	-	-	-	-	-	-	-
		-	-	-	-	-	-	-	-	-
ROUTINE QUARANTINE SERVICES SUB-PROGRAM										
Provision of Quarantine Services and Internatio	330103100001000	-	-	-	-	-	-	395,387.98	-	-
Personnel Services		-	-	-	-	-	-	395,387.98	-	-
Maintenance & Other Operating Expenses		-	-	-	-	-	-	-	-	-
Capital Outlays		-	-	-	-	-	-	-	-	-
		-	-	-	-	-	-	-	-	-
SUB-TOTAL, 00: ACCESS TO SAFE AND QUALITY HEALTH COMMODITIES REGULATORY PROGRAM		2,957,884.28	2,584,468.42	-	-	5,542,352.70	-	8,311,753.47	-	1,395,904.60
PREXC 00: ACCESS TO SOCIAL HEALTH PROTECTION ASSURED PROJECTS										
LOCALLY - FUNDED PROJECTS										
Assistance to Indigent Patients either confined o	340100100001000	121,364,576.47	324,258,156.23	-	-	445,622,732.70	443,230.90	980,512,543.76	-	437,835,210.62
Personnel Services		-	-	-	-	-	-	-	-	-
Maintenance & Other Operating Expenses		121,364,576.47	324,258,156.23	-	-	445,622,732.70	443,230.90	980,512,543.76	-	437,835,210.62

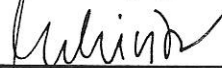



PROGRAM/ACTIVITY/PROJECT	PREXC CODE	TOTAL DISBURSEMENT					BALANCES			
		1st Qtr ending March 31	2nd Qtr ending June 30	3rd Qtr ending Sept. 30	4th Qtr ending Dec. 31	TOTAL (REGULAR FUND)	Unreleased Appropriation	Unobligated Allotment	UNPAID OBLIGATION	
									Due and Demandable	Not Yet Due and Demandable
Capital Outlays		-	-	-	-	-	-	-	-	-
SUB-TOTAL, 00: ACCESS TO SOCIAL HEALTH PROTECTION ASSU		121,364,576.47	324,258,156.23	-	-	445,622,732.70	443,230.90	980,512,543.76	-	-
TOTAL, OPERATIONS		438,723,010.66	1,232,928,065.33	-	-	1,671,651,076.00	957,272,993.90	5,934,052,129.43	-	2,213,697,294.53
TOTAL SPECIFIC BUDGET (CONAP 2019)		514,706,722.14	1,276,417,441.22	-	-	1,791,124,163.36	957,272,993.90	6,169,297,763.02	7,667,614.82	2,692,894,312.52
PS		117,627,006.06	103,668,601.67	-	-	221,295,607.73	29,002,500.00	140,484,977.73	7,667,614.82	20,831,272.01
MOOE		384,692,618.91	850,475,209.36	-	-	1,235,167,828.28	825,527,372.90	3,553,009,257.19	-	1,034,798,744.48
CO		12,387,097.16	322,273,630.19	-	-	334,660,727.35	102,743,121.00	2,475,803,528.10	-	1,637,264,296.03
II. AUTOMATIC APPROPRIATION										
Retirement and Life Insurance Premium		-	103,667.60	-	-	103,667.60	-	109,723.68	-	-
Personnel Services		-	103,667.60	-	-	103,667.60	-	109,723.68	-	-
Maintenance & Other Operating Expenses		-	-	-	-	-	-	-	-	-
Capital Outlays		-	-	-	-	-	-	-	-	-
		-	-	-	-	-	-	-	-	-
Custom and Duties and Taxes	01104105	-	-	-	-	-	-	-	-	-
Personnel Services		-	-	-	-	-	-	-	-	-
Maintenance & Other Operating Expenses		-	-	-	-	-	-	-	-	-
Capital Outlays		-	-	-	-	-	-	-	-	-
		-	-	-	-	-	-	-	-	-
Franchise Tax	03104347	-	-	-	-	-	-	-	-	-
Personnel Services		-	-	-	-	-	-	-	-	-
Maintenance & Other Operating Expenses		-	-	-	-	-	-	-	-	-
Capital Outlays		-	-	-	-	-	-	-	-	-
		-	-	-	-	-	-	-	-	-
Illegal Drugs		-	-	-	-	-	-	-	-	-
Personnel Services		-	-	-	-	-	-	-	-	-
Maintenance & Other Operating Expenses		-	-	-	-	-	-	-	-	-
Capital Outlays		-	-	-	-	-	-	-	-	-
		-	-	-	-	-	-	-	-	-
Regulation of Health Establishments and Pro	03104348	-	-	-	-	-	-	-	-	-
Personnel Services		-	-	-	-	-	-	-	-	-
Maintenance & Other Operating Expenses		-	-	-	-	-	-	-	-	-
Capital Outlays		-	-	-	-	-	-	-	-	-
		-	-	-	-	-	-	-	-	-
Provision of Quarantine Services and Interna	03104349	-	-	-	-	-	-	-	-	-
Personnel Services		-	-	-	-	-	-	-	-	-
Maintenance & Other Operating Expenses		-	-	-	-	-	-	-	-	-
Capital Outlays		-	-	-	-	-	-	-	-	-
		-	-	-	-	-	-	-	-	-
Health Sector Policy Support Program - Phas	01104159	-	-	-	-	-	-	-	-	-
Personnel Services		-	-	-	-	-	-	-	-	-
Maintenance & Other Operating Expenses		-	-	-	-	-	-	-	-	-
Capital Outlays		-	-	-	-	-	-	-	-	-
SUB-TOTAL, AUTOMATIC APPROPRIATION		-	103,667.60	-	-	103,667.60	-	109,723.68	-	-
PS		-	103,667.60	-	-	103,667.60	-	109,723.68	-	-
MOOE		-	-	-	-	-	-	-	-	-
CO		-	-	-	-	-	-	-	-	-
III. SPECIAL PURPOSE FUND										
Pension and Graduity Fund	01101407	1,328.06	3,931,731.68	-	-	3,933,059.74	-	137,836.12	-	117,006.25
Personnel Services		1,328.06	3,931,731.68	-	-	3,933,059.74	-	137,836.12	-	117,006.25
Maintenance & Other Operating Expenses		-	-	-	-	-	-	-	-	-
Capital Outlays		-	-	-	-	-	-	-	-	-
		-	-	-	-	-	-	-	-	-
Miscellaneous Personnel Benefits Fund	01101406	29,770,122.72	40,357,277.02	-	-	70,127,399.74	-	56,117,159.43	8,118,385.18	209,559.75
Personnel Services		29,770,122.72	40,357,277.02	-	-	70,127,399.74	-	56,117,159.43	8,118,385.18	209,559.75
Maintenance & Other Operating Expenses		-	-	-	-	-	-	-	-	-
Capital Outlays		-	-	-	-	-	-	-	-	-
		-	-	-	-	-	-	-	-	-
QRF- Bayanlhan Act	1105202	-	-	-	-	-	-	-	-	-
Personnel Services		-	-	-	-	-	-	-	-	-
Maintenance & Other Operating Expenses		-	-	-	-	-	-	-	-	-

PROGRAM/ACTIVITY/PROJECT	PREXC CODE	TOTAL DISBURSEMENT					BALANCES			
		1st Qtr ending March 31	2nd Qtr ending June 30	3rd Qtr ending Sept. 30	4th Qtr ending Dec. 31	TOTAL (REGULAR FUND)	Unreleased Appropriation	Unobligated Allotment	UNPAID OBLIGATION	
									Due and Demandable	Not Yet Due and Demandable
Capital Outlays		-	-	-	-	-	-	-	-	-
		-	-	-	-	-	-	-	-	-
E-Government Fund		-	-	-	-	-	-	-	-	-
Personnel Services		-	-	-	-	-	-	-	-	-
Maintenance & Other Operating Expenses		-	-	-	-	-	-	-	-	-
Capital Outlays		-	-	-	-	-	-	-	-	-
		-	-	-	-	-	-	-	-	-
Contingent Fund	01102402	-	-	-	-	-	-	-	-	-
Personnel Services		-	-	-	-	-	-	-	-	-
Maintenance & Other Operating Expenses		-	-	-	-	-	-	-	-	-
Capital Outlays		-	-	-	-	-	-	-	-	-
		-	-	-	-	-	-	-	-	-
Calamity Funds	01101401	3,148,357.50	24,476,032.54	-	-	27,624,390.04	-	562,245.47	-	3,649,410.61
Personnel Services		-	-	-	-	-	-	-	-	-
Maintenance & Other Operating Expenses		3,148,357.50	24,476,032.54	-	-	27,624,390.04	-	562,245.47	-	3,649,410.61
Capital Outlays		-	-	-	-	-	-	-	-	-
		-	-	-	-	-	-	-	-	-
SUB-TOTAL, SPECIAL PURPOSE		32,919,808.28	68,765,041.24	-	-	101,684,849.52	-	56,817,241.02	8,118,385.18	3,741,964.11
PS		29,771,450.78	44,289,008.70	-	-	74,060,459.48	-	56,254,995.55	8,118,385.18	92,553.50
MOOE		3,148,357.50	24,476,032.54	-	-	27,624,390.04	-	562,245.47	-	3,649,410.61
CO		-	-	-	-	-	-	-	-	-
		-	-	-	-	-	-	-	-	-
TOTAL (CONAP 2019)		547,626,530.42	1,345,286,150.06	-	-	1,892,912,680.48	957,272,993.80	6,226,224,727.72	15,786,000.00	2,696,636,276.63
PS		147,398,456.84	148,061,277.97	-	-	295,459,734.81	29,002,500.00	196,849,696.96	15,786,000.00	20,923,825.51
MOOE		387,840,976.41	874,951,241.80	-	-	1,262,792,218.32	825,527,372.90	3,553,571,502.66	-	1,038,448,155.09
CO		12,387,097.16	322,273,630.19	-	-	334,660,727.35	102,743,121.00	2,475,803,528.10	-	1,637,264,296.03
FE		-	-	-	-	-	-	-	-	-
		-	-	-	-	-	-	-	-	-
GRAND TOTAL (CURRENT + CONAP)		13,047,721,767.33	58,310,882,930.45	-	-	71,358,604,697.78	6,045,224,994.90	69,958,354,974.81	16,730,249.32	17,119,807,363.46
PS		11,027,513,152.62	15,278,523,977.20	-	-	26,306,037,129.82	112,332,500.00	22,146,291,010.60	16,730,249.32	1,429,326,333.08
MOOE		1,998,221,517.55	40,613,200,804.57	-	-	42,611,422,322.12	2,688,249,372.90	36,389,774,151.49	-	11,511,988,377.47
CO		21,987,097.16	2,419,158,148.68	-	-	2,441,145,245.84	3,244,643,122.00	11,422,289,812.73	-	4,178,492,652.91
FE		-	-	-	-	-	-	-	-	-

Certified Correct:  
  
 AGNES D. MARFORI  
 OIC, BUDGET DIVISION

Certified Correct:  
  
 FILIRINA V. VELASQUEZ, CPA, MM  
 OIC, CHIEF ACCOUNTANT

Recommending Approval :  
  
 ROWENA C. LORA, CPA, MM  
 OIC, DIRECTOR IV

Approved By :  
  
 ROGER P. TONG-AN, DMPA, MAN, RN  
 UNDERSECRETARY OF HEALTH



STATEMENT OF APPROPRIATIONS, ALLOTMENTS, OBLIGATIONS, DISBURSEMENTS AND BALANCES  
As of the Quarter Ending June 30, 2020

Department: Department of Health (DOH)

Agency: Office of the Secretary

Operating Unit: Central Office

Organization Code (UACS): 130010000000

Fund Cluster: 01 - Regular Agency Fund, 04 - Special Accounts/ Foreign Assisted

PROGRAM/ACTIVITY/PROJECT	UACS CODE	APPROPRIATION				ALLOTMENTS					TOTAL OBLIGATION				
		Authorized Appropriation	Adjustments (Transfer To/From Realignment)	Within Dept.	Adjusted Appropriations	Allotments Received	Adjustments (Withdrawal, Realignment)	(Transfer to)	Transfer from	Adjusted Total Allotments	1st Qtr ending March 31	2nd Qtr ending June 30	3rd Qtr ending Sept. 30	4th Qtr ending Dec. 31	TOTAL (REGULAR FUND)
			SARO's Releases for APB and HFEP												
I. NEW APPROPRIATION (CURRENT)															
A. PROGRAMS															
I. GENERAL ADMINISTRATION AND SUPPORT															
General Management and Supervision		628,141,000.00	-	(3,450,600.00)	624,690,400.00	628,141,000.00	-	(3,450,600.00)	-	624,690,400.00	149,864,729.61	207,994,713.67	-	-	357,859,443.28
Personnel Services		325,133,000.00		-	325,133,000.00	325,133,000.00	-	-		325,133,000.00	70,824,836.75	104,017,443.61	-	-	174,842,280.36
Maintenance & Other Operating Expenses		303,008,000.00		(3,450,600.00)	299,557,400.00	303,008,000.00	-	(3,450,600.00)		299,557,400.00	79,039,892.86	103,977,270.06	-	-	183,017,162.92
Capital Outlays				-	-	-	-	-		-	-	-	-	-	-
				-	-					-	-	-	-	-	-
Administration of Personnel Benefits		1,466,325,000.00	-	(54,118,142.16)	1,412,206,857.84	1,466,325,000.00	-	(54,118,142.16)	-	1,412,206,857.84	1,942,943.59	10,732,700.84	-	-	12,675,644.43
Personnel Services		1,466,325,000.00		(54,118,142.16)	1,412,206,857.84	1,466,325,000.00	-	(54,118,142.16)		1,412,206,857.84	1,942,943.59	10,732,700.84	-	-	12,675,644.43
Maintenance & Other Operating Expenses				-	-	-	-	-		-	-	-	-	-	-
Capital Outlays				-	-	-	-	-		-	-	-	-	-	-
TOTAL, GASS		2,094,466,000.00	-	(57,568,742.16)	2,036,897,257.84	2,094,466,000.00	-	(57,568,742.16)	-	2,036,897,257.84	151,807,673.20	218,727,414.51	-	-	370,535,087.71
				-											
II. SUPPORT TO OPERATIONS				-											
Health Information Technology		1,242,673,000.00	-	(39,736,025.60)	1,202,936,974.40	1,242,673,000.00	-	(39,736,025.60)	-	1,202,936,974.40	36,567,998.40	96,619,727.68	-	-	133,187,726.08
Personnel Services		6,294,000.00		-	6,294,000.00	6,294,000.00	-	-		6,294,000.00	5,061,556.45	1,225,355.14	-	-	6,286,911.59
Maintenance & Other Operating Expenses		426,401,000.00		(24,736,025.60)	401,664,974.40	426,401,000.00	-	(24,736,025.60)		401,664,974.40	21,906,441.95	28,442,677.76	-	-	50,349,119.71
Capital Outlays		809,978,000.00		(15,000,000.00)	794,978,000.00	809,978,000.00	-	(15,000,000.00)		794,978,000.00	9,600,000.00	66,951,694.78	-	-	76,551,694.78
				-	-					-	-	-	-	-	-
Operations of Regional Offices		-	-	-	-	-	-	-	-	-	-	-	-	-	-
Personnel Services				-	-					-	-	-	-	-	-
Maintenance & Other Operating Expenses				-	-					-	-	-	-	-	-
Capital Outlays				-	-					-	-	-	-	-	-
				-	-					-	-	-	-	-	-
TOTAL, STO		1,242,673,000.00	-	(39,736,025.60)	1,202,936,974.40	1,242,673,000.00	-	(39,736,025.60)	-	1,202,936,974.40	36,567,998.40	96,619,727.68	-	-	133,187,726.08
				-											
III. OPERATIONS				-											
PREXC OO : ACCESS TO PROMOTIVE AND PRECVENTIVE HEALTH CARE SERVICES IMPROVED				-											
HEALTH POLICY AND STANDARDS DEVELOPMENT PROGRAM				-											
International Health Policy Development and Cooperation		40,572,000.00	-	(1,700,000.00)	38,872,000.00	40,572,000.00	-	(1,700,000.00)	-	38,872,000.00	6,825,463.47	8,064,304.99	-	-	14,889,768.46
Personnel Services		22,744,000.00		-	22,744,000.00	22,744,000.00	-	-		22,744,000.00	5,114,942.99	6,884,067.57	-	-	11,999,010.56
Maintenance & Other Operating Expenses		17,828,000.00		(1,700,000.00)	16,128,000.00	17,828,000.00	-	(1,700,000.00)		16,128,000.00	1,710,520.48	1,180,237.42	-	-	2,890,757.90
Capital Outlays				-	-	-	-	-		-	-	-	-	-	-
				-	-					-	-	-	-	-	-
Health Sector Policy and Plan Development		51,080,000.00	-	-	51,080,000.00	51,080,000.00	-	-	-	51,080,000.00	9,350,732.35	11,349,941.35	-	-	20,700,673.70
Personnel Services		27,868,000.00		-	27,868,000.00	27,868,000.00	-	-		27,868,000.00	7,454,881.72	9,533,624.45	-	-	16,988,506.17
Maintenance & Other Operating Expenses		23,212,000.00		-	23,212,000.00	23,212,000.00	-	-		23,212,000.00	1,895,850.63	1,816,316.90	-	-	3,712,167.53
Capital Outlays		-		-	-	-	-	-		-	-	-	-	-	-
				-	-					-	-	-	-	-	-
Health Sector Research Development		184,808,000.00	-	(28,845,464.20)	155,962,535.80	184,808,000.00	-	(28,845,464.20)	-	155,962,535.80	77,750.00	-	-	-	77,750.00
Personnel Services		53,702,000.00		-	53,702,000.00	53,702,000.00	-	-		53,702,000.00	-	-	-	-	-
Maintenance & Other Operating Expenses		131,106,000.00		(28,845,464.20)	102,260,535.80	131,106,000.00	-	(28,845,464.20)		102,260,535.80	77,750.00	-	-	-	77,750.00
Capital Outlays		-		-	-	-	-	-		-	-	-	-	-	-
				-	-					-	-	-	-	-	-
HEALTH SYSTEMS STRENGTHENING PROGRAM				-											
SERVICE DELIVERY SUB-PROGRAM				-											

PROGRAM/ACTIVITY/PROJECT	UACS CODE	APPROPRIATION				ALLOTMENTS					TOTAL OBLIGATION				
		Authorized Appropriation	Adjustments (Transfer To/From Realignment)	Within Dept.	Adjusted Appropriations	Allotments Received	Adjustments (Withdrawal, Realignment)	(Transfer to)	Transfer from	Adjusted Total Allotments	1st Qtr ending March 31	2nd Qtr ending June 30	3rd Qtr ending Sept. 30	4th Qtr ending Dec. 31	TOTAL (REGULAR FUND)
			SARO's Releases for APB and HFEP												
Health Facility Policy and Plan Development		176,176,000.00	-	(32,611,679.00)	143,564,321.00	176,176,000.00	-	(32,611,679.00)	-	143,564,321.00	12,624,145.44	15,826,314.51	-	-	28,659,459.95
Personnel Services		30,652,000.00		-	30,652,000.00	30,652,000.00	-	-		30,652,000.00	6,566,216.04	9,072,621.71	-	-	15,638,837.75
Maintenance & Other Operating Expenses		145,524,000.00		(32,611,679.00)	112,712,321.00	145,524,000.00	-	(32,611,679.00)		112,712,321.00	6,267,929.40	4,752,692.80	-	-	11,020,622.20
Capital Outlays		-		-	-	-	-	-		-	-	-	-	-	-
				-	-					-	-	-	-	-	-
Health Facilities Enhancement Program		8,384,361,000.00	-	(5,465,695,680.00)	2,918,665,320.00	5,897,481,000.00	-	(5,465,695,680.00)	-	431,785,320.00	2,628,891.92	252,579,668.72	-	-	255,208,560.64
Personnel Services				-	-	-	-	-		-	-	-	-	-	-
Maintenance & Other Operating Expenses		32,771,000.00		(7,935,680.00)	24,835,320.00	32,771,000.00	-	(7,935,680.00)		24,835,320.00	2,628,891.92	2,579,668.72	-	-	5,208,560.64
Capital Outlays		8,351,610,000.00		(5,457,760,000.00)	2,893,850,000.00	5,864,710,000.00	-	(5,457,760,000.00)		406,950,000.00	-	250,000,000.00	-	-	250,000,000.00
				-	-					-	-	-	-	-	-
Local Health Systems Development and Assistance		74,824,000.00	-	(31,536,974.40)	43,287,025.60	74,824,000.00	-	(31,536,974.40)	-	43,287,025.60	5,779,542.62	18,340,466.94	-	-	24,120,029.56
Personnel Services		7,092,000.00		-	7,092,000.00	7,092,000.00	-	-		7,092,000.00	4,402,482.04	2,526,911.74	-	-	6,929,393.78
Maintenance & Other Operating Expenses		67,732,000.00		(31,536,974.40)	36,195,025.60	67,732,000.00	-	(31,536,974.40)		36,195,025.60	1,377,060.58	15,813,575.20	-	-	17,190,635.78
Capital Outlays		-		-	-	-	-	-		-	-	-	-	-	-
				-	-					-	-	-	-	-	-
Pharmaceutical Management		102,017,000.00	-	(59,900,338.80)	42,116,661.20	99,017,000.00	-	(59,900,338.80)	-	39,116,661.20	2,321,552.90	2,528,993.97	-	-	4,850,546.87
Personnel Services				-	-	-	-	-		-	-	-	-	-	-
Maintenance & Other Operating Expenses		102,017,000.00		(59,900,338.80)	42,116,661.20	99,017,000.00	-	(59,900,338.80)		39,116,661.20	2,321,552.90	2,528,993.97	-	-	4,850,546.87
Capital Outlays				-	-	-	-	-		-	-	-	-	-	-
				-	-					-	-	-	-	-	-
HEALTH HUMAN RESOURCE SUB-PROGRAM				-											
Human Resource for Health (HRH) Deployment		9,953,532,000.00	-	(8,808,807,779.56)	1,144,724,220.44	9,953,532,000.00	-	(8,808,807,779.56)	-	1,144,724,220.44	610,853,276.63	46,159,944.84	-	-	657,013,221.47
Personnel Services		7,500,000,000.00		(6,985,753,266.56)	514,246,733.44	7,500,000,000.00	-	(6,985,753,266.56)		514,246,733.44	479,110,066.63	19,773,224.84	-	-	498,883,291.47
Maintenance & Other Operating Expenses		2,453,532,000.00		(1,823,054,513.00)	630,477,487.00	2,453,532,000.00	-	(1,823,054,513.00)		630,477,487.00	131,743,210.00	26,386,720.00	-	-	158,129,930.00
Capital Outlays		-		-	-	-	-	-		-	-	-	-	-	-
				-	-					-	-	-	-	-	-
Human Resources for Health (HRH) and Institutional Capacity Management		105,012,000.00	-	(1,060,000.00)	103,952,000.00	105,012,000.00	-	(1,060,000.00)	-	103,952,000.00	10,562,947.83	11,438,267.21	-	-	22,001,215.04
Personnel Services		39,588,000.00		-	39,588,000.00	39,588,000.00	-	-		39,588,000.00	5,701,302.55	7,127,342.47	-	-	12,828,645.02
Maintenance & Other Operating Expenses		65,424,000.00		(1,060,000.00)	64,364,000.00	65,424,000.00	-	(1,060,000.00)		64,364,000.00	4,861,645.28	4,310,924.74	-	-	9,172,570.02
Capital Outlays				-	-	-	-	-		-	-	-	-	-	-
				-	-					-	-	-	-	-	-
HEALTH PROMOTION SUB-PROGRAM				-											
Health Promotion		222,399,000.00	-	-	222,399,000.00	222,399,000.00	-	-	-	222,399,000.00	6,476,329.97	43,464,326.38	-	-	49,940,656.35
Personnel Services		26,115,000.00		-	26,115,000.00	26,115,000.00	-	-		26,115,000.00	3,640,842.83	4,827,964.70	-	-	8,468,807.53
Maintenance & Other Operating Expenses		196,284,000.00		-	196,284,000.00	196,284,000.00	-	-		196,284,000.00	2,835,487.14	38,636,361.68	-	-	41,471,848.82
Capital Outlays		-		-	-	-	-	-		-	-	-	-	-	-
				-	-					-	-	-	-	-	-
PUBLIC HEALTH PROGRAM				-											
PUBLIC HEALTH MANAGEMENT SUB-PROGRAM				-											
Public Health Management		1,322,084,000.00	-	(478,804,254.62)	843,279,745.38	1,117,084,000.00	-	(478,804,254.62)	-	638,279,745.38	276,929,551.21	(23,593,957.10)	-	-	253,335,594.11
Personnel Services		376,000.00		-	376,000.00	376,000.00	-	-		376,000.00	18,440.34	326,118.92	-	-	344,559.26
Maintenance & Other Operating Expenses		1,321,708,000.00		(478,804,254.62)	842,903,745.38	1,116,708,000.00	-	(478,804,254.62)		637,903,745.38	276,911,110.87	(23,920,076.02)	-	-	252,991,034.85
Capital Outlays		-		-	-	-	-	-		-	-	-	-	-	-
				-	-					-	-	-	-	-	-
Operation of PNAC Secretariat		14,358,000.00	-	-	14,358,000.00	14,358,000.00	-	-	-	14,358,000.00	1,828,929.52	2,134,149.30	-	-	3,963,078.82
Personnel Services		4,624,000.00		-	4,624,000.00	4,624,000.00	-	-		4,624,000.00	1,057,304.80	1,429,534.67	-	-	2,486,839.47
Maintenance & Other Operating Expenses		9,734,000.00		-	9,734,000.00	9,734,000.00	-	-		9,734,000.00	771,624.72	704,614.63	-	-	1,476,239.35
Capital Outlays		-		-	-	-	-	-		-	-	-	-	-	-
				-	-					-	-	-	-	-	-
Complementary Feeding Program		62,000,000.00	-	-	62,000,000.00	-	-	-	-	-	-	-	-	-	-
Personnel Services				-	-	-	-	-		-	-	-	-	-	-
Maintenance & Other Operating Expenses		62,000,000.00		-	62,000,000.00	-	-	-		-	-	-	-	-	-
Capital Outlays				-	-	-	-	-		-	-	-	-	-	-
				-	-					-	-	-	-	-	-
ENVIRONMENTAL AND OCCUPATIONAL HEALTH SUB-PROGRAM				-											
Environmental and Occupational Health		352,025,000.00	-	(2,025,000.00)	350,000,000.00	2,025,000.00	-	(2,025,000.00)	-	-	-	-	-	-	-
Personnel Services				-	-	-	-	-		-	-	-	-	-	-



PROGRAM/ACTIVITY/PROJECT	UACS CODE	APPROPRIATION				ALLOTMENTS					TOTAL OBLIGATION				
		Authorized Appropriation	Adjustments (Transfer To/From Realignment)	Within Dept.	Adjusted Appropriations	Allotments Received	Adjustments (Withdrawal, Realignment)	(Transfer to)	Transfer from	Adjusted Total Allotments	1st Qtr ending March 31	2nd Qtr ending June 30	3rd Qtr ending Sept. 30	4th Qtr ending Dec. 31	TOTAL (REGULAR FUND)
			SARO's Releases for APB and HFEP												
Maintenance & Other Operating Expenses		2,025,000.00		(2,025,000.00)	-	2,025,000.00	-	(2,025,000.00)		-	-	-	-	-	-
Capital Outlays		350,000,000.00		-	350,000,000.00	-	-	-		-	-	-	-	-	-
				-											
NATIONAL IMMUNIZATION SUB-PROGRAM				-											
National Immunization		7,543,001,000.00	-	-	7,543,001,000.00	7,543,001,000.00	-	-	-	7,543,001,000.00	150,000,000.00	2,735,587,347.82	-	-	2,885,587,347.82
Personnel Services				-	-	-	-	-		-	-	-	-	-	-
Maintenance & Other Operating Expenses		7,543,001,000.00		-	7,543,001,000.00	7,543,001,000.00	-	-		7,543,001,000.00	150,000,000.00	2,735,587,347.82	-	-	2,885,587,347.82
Capital Outlays				-	-	-	-	-		-	-	-	-	-	-
				-											
FAMILY HEALTH SUB-PROGRAM				-											
Family Health , Nutrition and Responsible Parenting		2,033,916,000.00	-	(226,750,000.00)	1,807,166,000.00	2,033,916,000.00	-	(226,750,000.00)	-	1,807,166,000.00	69,404,000.00	142,270,180.00	-	-	211,674,180.00
Personnel Services				-	-	-	-	-		-	-	-	-	-	-
Maintenance & Other Operating Expenses		2,033,916,000.00		(226,750,000.00)	1,807,166,000.00	2,033,916,000.00	-	(226,750,000.00)		1,807,166,000.00	69,404,000.00	142,270,180.00	-	-	211,674,180.00
Capital Outlays				-	-	-	-	-		-	-	-	-	-	-
				-											
ELIMINATION OF IN FECTIOUS DISEASES PROGRAM				-											
Elimination of Disease such as Malaria, Schistosomiasis, Leprosy and Filariasis		324,465,000.00	-	(19,661,600.00)	304,803,400.00	324,465,000.00	-	(19,661,600.00)	-	304,803,400.00	4,159,500.00	188,674,091.00	-	-	192,833,591.00
Personnel Services				-	-	-	-	-		-	-	-	-	-	-
Maintenance & Other Operating Expenses		324,465,000.00		(19,661,600.00)	304,803,400.00	324,465,000.00	-	(19,661,600.00)		304,803,400.00	4,159,500.00	188,674,091.00	-	-	192,833,591.00
Capital Outlays				-	-	-	-	-		-	-	-	-	-	-
				-	-	-	-	-		-	-	-	-	-	-
Rabies Control		500,366,000.00	-	-	500,366,000.00	500,366,000.00	-	-	-	500,366,000.00	40,248,160.00	25,751,840.00	-	-	66,000,000.00
Personnel Services				-	-	-	-	-		-	-	-	-	-	-
Maintenance & Other Operating Expenses		500,366,000.00		-	500,366,000.00	500,366,000.00	-	-		500,366,000.00	40,248,160.00	25,751,840.00	-	-	66,000,000.00
Capital Outlays				-	-	-	-	-		-	-	-	-	-	-
				-											
PREVENTION AND CONTROL OF INFECTIOUS DISEASES SUB-PROGRAM				-											
Prevention and Control of Other Infectious Disease		1,058,345,000.00	-	(84,443,480.00)	973,901,520.00	1,018,345,000.00	-	(84,443,480.00)	-	933,901,520.00	1,859,449.00	759,196,812.98	-	-	761,056,261.98
Personnel Services				-	-	-	-	-		-	-	-	-	-	-
Maintenance & Other Operating Expenses		1,058,345,000.00		(84,443,480.00)	973,901,520.00	1,018,345,000.00	-	(84,443,480.00)		933,901,520.00	1,859,449.00	759,196,812.98	-	-	761,056,261.98
Capital Outlays				-	-	-	-	-		-	-	-	-	-	-
				-	-	-	-	-		-	-	-	-	-	-
TB Control		948,944,000.00	-	-	948,944,000.00	913,944,000.00	-	-	-	913,944,000.00	94,728,681.60	817,217,229.60	-	-	911,945,911.20
Personnel Services				-	-	-	-	-		-	-	-	-	-	-
Maintenance & Other Operating Expenses		528,944,000.00		-	528,944,000.00	493,944,000.00	-	-		493,944,000.00	94,728,681.60	399,213,729.60	-	-	493,942,411.20
Capital Outlays		420,000,000.00		-	420,000,000.00	420,000,000.00	-	-		420,000,000.00	-	418,003,500.00	-	-	418,003,500.00
				-	-	-				-	-	-	-	-	-
Assistance to Philippine Tuberculosis		13,800,000.00	-	-	13,800,000.00	13,800,000.00	-	-	-	13,800,000.00	-	-	-	-	-
Personnel Services				-	-	-	-	-		-	-	-	-	-	-
Maintenance & Other Operating Expenses		13,800,000.00		-	13,800,000.00	13,800,000.00	-	-		13,800,000.00	-	-	-	-	-
Capital Outlays				-	-	-	-	-		-	-	-	-	-	-
				-											
NON COMMUNICABLE DISEASES SUB-PROGRAM				-											
Prevention and Control of Non-Communicable Diseases		509,063,000.00	-	-	509,063,000.00	509,063,000.00	-	-	-	509,063,000.00	85,053,158.40	318,904,340.34	-	-	403,957,498.74
Personnel Services				-	-	-	-	-		-	-	-	-	-	-
Maintenance & Other Operating Expenses		509,063,000.00		-	509,063,000.00	509,063,000.00	-	-		509,063,000.00	85,053,158.40	318,904,340.34	-	-	403,957,498.74
Capital Outlays				-	-	-	-	-		-	-	-	-	-	-
				-											
EPIDEMIOLOGY AND SURVEILLANCE PROGRAM				-											
Epidemiology and Surveillance		115,501,000.00	-	(50,336,098.20)	65,164,901.80	115,501,000.00	-	(50,336,098.20)	-	65,164,901.80	10,356,397.28	11,047,999.33	-	-	21,404,396.61
Personnel Services		14,418,000.00		-	14,418,000.00	14,418,000.00	-	-		14,418,000.00	4,998,039.00	6,563,095.05	-	-	11,561,134.05
Maintenance & Other Operating Expenses		101,083,000.00		(50,336,098.20)	50,746,901.80	101,083,000.00	-	(50,336,098.20)		50,746,901.80	5,358,358.28	4,484,904.28	-	-	9,843,262.56
Capital Outlays				-	-	-	-	-		-	-	-	-	-	-
				-											
HEALTH EMERGENCY MANAGEMENT PROGRAM				-											
Health Emergency Preparedness and Response		167,364,000.00	-	(45,790,000.00)	121,574,000.00	167,364,000.00	-	(45,790,000.00)	-	121,574,000.00	7,886,314.72	18,762,290.10	-	-	26,648,604.62
Personnel Services		7,820,000.00		-	7,820,000.00	7,820,000.00	-	-		7,820,000.00	5,428,965.55	2,081,424.21	-	-	7,510,389.76

PROGRAM/ACTIVITY/PROJECT	UACS CODE	APPROPRIATION				ALLOTMENTS					TOTAL OBLIGATION				
		Authorized Appropriation	Adjustments (Transfer To/From Realignment)	Within Dept.	Adjusted Appropriations	Allotments Received	Adjustments (Withdrawal, Realignment)	(Transfer to)	Transfer from	Adjusted Total Allotments	1st Qtr ending March 31	2nd Qtr ending June 30	3rd Qtr ending Sept. 30	4th Qtr ending Dec. 31	TOTAL (REGULAR FUND)
			SARO's Releases for APB and HFEP												
Maintenance & Other Operating Expenses		159,544,000.00		(45,790,000.00)	113,754,000.00	159,544,000.00	-	(45,790,000.00)		113,754,000.00	2,457,349.17	16,680,865.89	-	-	19,138,215.06
Capital Outlays		-		-	-	-	-	-		-	-	-	-	-	-
				-	-					-	-	-	-	-	-
Quick Response Fund		600,000,000.00	-	(261,016,130.00)	338,983,869.40	600,000,000.00	-	(261,016,130.00)	-	338,983,869.40	71,536,000.00	100,040,500.00	-	-	171,576,500.00
Personnel Services				-	-	-	-	-		-	-	-	-	-	-
Maintenance & Other Operating Expenses		300,000,000.00		(123,809,174.00)	176,190,826.00	300,000,000.00	-	(123,809,174.00)		176,190,826.00	71,536,000.00	51,796,500.00	-	-	123,332,500.00
Capital Outlays		300,000,000.00		(137,206,956.60)	162,793,043.40	300,000,000.00	-	(137,206,956.60)		162,793,043.40	-	48,250,000.00	-	-	48,250,000.00
				-	-					-	-	-	-	-	-
SUB-TOTAL, 00 : ACCESS TO PROMOTIVE AND PRECVENTIVE HEALTH CARE SERVICES IMPROVED		34,860,033,000.00	-	(15,599,184,479.38)	19,260,848,520.62	31,678,133,000.00	-	(15,599,184,479.38)	-	16,078,948,520.62	1,481,700,774.86	5,503,750,072.28	-	-	6,985,450,847.14
				-	-										
PREXC 00 : ACCESS TO CURATIVE AND REHABILITATIVE HEALTH CARE SERVICES IMPROVED				-	-										
HEALTH FACILITIES OPERATION PROGRAM				-	-										
CURATIVE HEALTH CARE SUB-PROGRAM				-	-										
Operation of Blood Centers and National Voluntary Blood Services Program		550,082,000.00	-	(30,808,941.04)	519,273,058.96	550,082,000.00	-	(30,808,941.04)	-	519,273,058.96	12,392,167.79	27,148,639.34	-	-	39,540,807.13
Personnel Services		7,260,000.00		-	7,260,000.00	7,260,000.00	-	-		7,260,000.00	666,568.65	863,989.55	-	-	1,530,558.20
Maintenance & Other Operating Expenses		542,822,000.00		(30,808,941.04)	512,013,058.96	542,822,000.00	-	(30,808,941.04)		512,013,058.96	11,725,599.14	26,284,649.79	-	-	38,010,248.93
Capital Outlays		-		-	-	-	-	-		-	-	-	-	-	-
				-	-					-	-	-	-	-	-
Operation of DOH Hospitals in Metro Manila (MM)		-	-	-	-	-	-	-	-	-	-	-	-	-	-
Personnel Services				-	-					-	-	-	-	-	-
Maintenance & Other Operating Expenses				-	-					-	-	-	-	-	-
Capital Outlays				-	-					-	-	-	-	-	-
				-	-					-	-	-	-	-	-
Operation of DOH Regional Hospitals and Other Health Facilities		-	-	-	-	-	-	-	-	-	-	-	-	-	-
Personnel Services				-	-					-	-	-	-	-	-
Maintenance & Other Operating Expenses				-	-					-	-	-	-	-	-
Capital Outlays				-	-					-	-	-	-	-	-
				-	-					-	-	-	-	-	-
Operation of National Reference Laboratories		10,825,000.00	-	(4,400,000.00)	6,425,000.00	10,825,000.00	-	(4,400,000.00)	-	6,425,000.00	-	-	-	-	-
Personnel Services				-	-	-	-	-		-	-	-	-	-	-
Maintenance & Other Operating Expenses		10,825,000.00		(4,400,000.00)	6,425,000.00	10,825,000.00	-	(4,400,000.00)		6,425,000.00	-	-	-	-	-
Capital Outlays				-	-	-	-	-		-	-	-	-	-	-
				-	-					-	-	-	-	-	-
REHABILITATIVE HEALTH CARE SUB-PROGRAM				-	-										
Operation of Dangerous Drug Abuse Treatment and Rehabilitation Centers		55,060,000.00	-	(6,000,000.00)	49,060,000.00	55,060,000.00	-	(6,000,000.00)	-	49,060,000.00	2,513,316.62	2,387,099.39	-	-	4,900,416.01
Personnel Services				-	-	-	-	-		-	-	-	-	-	-
Maintenance & Other Operating Expenses		51,731,000.00		(6,000,000.00)	45,731,000.00	51,731,000.00	-	(6,000,000.00)		45,731,000.00	2,513,316.62	2,387,099.39	-	-	4,900,416.01
Capital Outlays		3,329,000.00		-	3,329,000.00	3,329,000.00	-	-		3,329,000.00	-	-	-	-	-
SUB-TOTAL, 00 : ACCESS TO CURATIVE AND REHABILITATIVE HEALTH CARE SERVICES IMPROVED		615,967,000.00	-	(41,208,941.04)	574,758,058.96	615,967,000.00	-	(41,208,941.04)	-	574,758,058.96	14,905,484.41	29,535,738.73	-	-	44,441,223.14
				-	-										
PREXC 00 : ACCESS TO SAFE AND QUALITY HEALTH COMMODITIES, DEVICES AND FACILITIES ENSURED				-	-										
HEALTH REGULATORY PROGRAM				-	-										
HEALTH FACILITIES AND SERVICES REGULATION SUB-PROGRAM				-	-										
Regulations of Health Facilities and Services		75,669,000.00	-	(214,600.00)	75,454,400.00	75,669,000.00	-	(214,600.00)	-	75,454,400.00	14,222,547.52	16,986,587.74	-	-	31,211,135.26
Personnel Services		45,778,000.00		-	45,778,000.00	45,778,000.00	-	-		45,778,000.00	10,490,669.41	14,090,624.17	-	-	24,581,293.58
Maintenance & Other Operating Expenses		29,891,000.00		(214,600.00)	29,676,400.00	29,891,000.00	-	(214,600.00)		29,676,400.00	3,731,878.11	2,897,963.57	-	-	6,629,841.68
Capital Outlays		-		-	-	-	-	-		-	-	-	-	-	-
				-	-					-	-	-	-	-	-
Regulation of Regional Health Facilities and Services		-	-	-	-	-	-	-	-	-	-	-	-	-	-
Personnel Services				-	-					-	-	-	-	-	-
Maintenance & Other Operating Expenses				-	-					-	-	-	-	-	-
Capital Outlays				-	-					-	-	-	-	-	-
				-	-					-	-	-	-	-	-
CONSUMER HEALTH AND WELFARE SUB-PROGRAM				-	-										
Regulation of Health Products and Establishments		-	-	-	-	-	-	-	-	-	-	-	-	-	-
Personnel Services				-	-					-	-	-	-	-	-
Maintenance & Other Operating Expenses				-	-					-	-	-	-	-	-



PROGRAM/ACTIVITY/PROJECT	UACS CODE	APPROPRIATION				ALLOTMENTS					TOTAL OBLIGATION				
		Authorized Appropriation	Adjustments (Transfer To/From Realignment)	Within Dept.	Adjusted Appropriations	Allotments Received	Adjustments (Withdrawal, Realignment)	(Transfer to)	Transfer from	Adjusted Total Allotments	1st Qtr ending March 31	2nd Qtr ending June 30	3rd Qtr ending Sept. 30	4th Qtr ending Dec. 31	TOTAL (REGULAR FUND)
			SARO's Releases for APB and HFEP												
Capital Outlays				-	-					-	-	-	-	-	-
ROUTINE QUARANTINE SERVICES SUB-PROGRAM				-											
Provision of Quarantine Services and International Health Surveillance				-	-					-	-	-	-	-	-
Personnel Services				-	-					-	-	-	-	-	-
Maintenance & Other Operating Expenses				-	-					-	-	-	-	-	-
Capital Outlays				-	-					-	-	-	-	-	-
SUB-TOTAL, 00: ACCESS TO SAFE AND QUALITY HEALTH COMMODITIES		75,669,000.00	-	(214,600.00)	75,454,400.00	75,669,000.00	-	(214,600.00)	-	75,454,400.00	14,222,547.52	16,988,587.74	-	-	31,211,135.26
				-	-					-	-	-	-	-	-
PREXC 00: ACCESS TO SOCIAL HEALTH PROTECTION ASSURED				-											
SOCIAL HEALTH PROTECTION PROGRAM				-											
PROJECTS				-											
LOCALLY - FUNDED PROJECTS		10,483,474,000.00	-	(3,804,625,000.00)	6,678,849,000.00	9,439,974,000.00	-	(3,804,625,000.00)	-	5,635,349,000.00	5,434,787.30	113,108,846.03	-	-	118,543,633.33
Assistance to Indigent Patients either confined or out patient s in government hos		10,483,474,000.00	-	(3,804,625,000.00)	6,678,849,000.00	9,439,974,000.00	-	(3,804,625,000.00)	-	5,635,349,000.00	5,434,787.30	113,108,846.03	-	-	118,543,633.33
Personnel Services				-	-					-	-	-	-	-	-
Maintenance & Other Operating Expenses		10,483,474,000.00		(3,804,625,000.00)	6,678,849,000.00	9,439,974,000.00	-	(3,804,625,000.00)		5,635,349,000.00	5,434,787.30	113,108,846.03	-	-	118,543,633.33
Capital Outlays				-	-					-	-	-	-	-	-
				-	-					-	-	-	-	-	-
SUB-TOTAL, 00: ACCESS TO SOCIAL HEALTH PROTECTION ASSURED		10,483,474,000.00	-	(3,804,625,000.00)	6,678,849,000.00	9,439,974,000.00	-	(3,804,625,000.00)	-	5,635,349,000.00	5,434,787.30	113,108,846.03	-	-	118,543,633.33
TOTAL, OPERATIONS		46,035,143,000.00	-	(19,445,233,020.42)	26,589,909,979.58	41,809,743,000.00	-	(19,445,233,020.42)	-	22,364,509,979.58	1,516,263,594.09	5,663,383,244.78	-	-	7,179,646,838.87
TOTAL NEW APPROPRIATIONS		49,372,282,000.00	-	(19,542,537,788.18)	29,829,744,211.82	45,146,882,000.00	-	(19,542,537,788.18)	-	25,604,344,211.82	1,704,639,265.69	5,978,730,386.97	-	-	7,683,369,652.66
PS		9,585,789,000.00	-	(7,039,871,408.72)	2,545,917,591.28	9,585,789,000.00	-	(7,039,871,408.72)	-	2,545,917,591.28	612,480,059.34	201,076,043.64	-	-	813,556,102.98
MOOE		29,551,576,000.00	-	(6,892,699,422.86)	22,658,876,577.14	28,163,076,000.00	-	(6,892,699,422.86)	-	21,270,376,577.14	1,082,559,206.35	4,994,449,148.55	-	-	6,077,008,354.90
CO		10,234,917,000.00	-	(5,609,966,956.60)	4,624,950,043.40	7,398,017,000.00	-	(5,609,966,956.60)	-	1,788,050,043.40	9,600,000.00	783,205,194.78	-	-	792,805,194.78
II. AUTOMATIC APPROPRIATION															
Retirement and Life Insurance Premium	01104102	47,109,000.00	-	(1,233,750.00)	45,875,250.00	47,109,000.00	(1,233,750.00)	-	-	45,875,250.00	7,524,948.94	3,922,534.73	-	-	11,447,483.67
Personnel Services		47,109,000.00		(1,233,750.00)	45,875,250.00	47,109,000.00	(1,233,750.00)	-		45,875,250.00	7,524,948.94	3,922,534.73	-	-	11,447,483.67
Maintenance & Other Operating Expenses				-	-			-		-	-	-	-	-	-
Capital Outlays				-	-			-		-	-	-	-	-	-
				-	-			-		-	-	-	-	-	-
Custom and Duties and Taxes	01104105	-	-	70,727,505.00	70,727,505.00	-	70,727,505.00	-	-	70,727,505.00	-	70,727,505.00	-	-	70,727,505.00
Personnel Services				-	-	-	-	-		-	-	-	-	-	-
Maintenance & Other Operating Expenses				70,727,505.00	70,727,505.00	-	70,727,505.00	-		70,727,505.00	-	70,727,505.00	-	-	70,727,505.00
Capital Outlays				-	-	-	-	-		-	-	-	-	-	-
				-	-			-		-	-	-	-	-	-
Franchise Tax	03104347	29,420,000.00	-	-	29,420,000.00	-	-	-	-	-	-	-	-	-	-
Personnel Services				-	-	-	-	-		-	-	-	-	-	-
Maintenance & Other Operating Expenses		29,420,000.00			29,420,000.00	-	-	-		-	-	-	-	-	-
Capital Outlays				-	-	-	-	-		-	-	-	-	-	-
				-	-			-		-	-	-	-	-	-
Domestic Grant Proceeds (Financial Assistance) -BGH	03104347	-	-	-	-	-	-	-	-	-	-	-	-	-	-
Personnel Services				-	-			-		-	-	-	-	-	-
Maintenance & Other Operating Expenses				-	-			-		-	-	-	-	-	-
Capital Outlays				-	-			-		-	-	-	-	-	-
				-	-			-		-	-	-	-	-	-
Regulation of Health Establishments and Products	03104348	-	-	-	-	-	-	-	-	-	-	-	-	-	-
Personnel Services				-	-			-		-	-	-	-	-	-
Maintenance & Other Operating Expenses				-	-			-		-	-	-	-	-	-
Capital Outlays				-	-			-		-	-	-	-	-	-
				-	-			-		-	-	-	-	-	-
Provision of Quarantine Services and International Health	03104349	-	-	-	-	-	-	-	-	-	-	-	-	-	-
Personnel Services				-	-			-		-	-	-	-	-	-
Maintenance & Other Operating Expenses				-	-			-		-	-	-	-	-	-
Capital Outlays				-	-			-		-	-	-	-	-	-
				-	-			-		-	-	-	-	-	-
Health Sector Policy Support Program - Phase II EU (DOH	04104159	-	-	-	-	-	-	-	-	-	-	-	-	-	-



PROGRAM/ACTIVITY/PROJECT	UACS CODE	APPROPRIATION				ALLOTMENTS					TOTAL OBLIGATION				
		Authorized Appropriation	Adjustments (Transfer To/From Realignment)	Within Dept	Adjusted Appropriations	Allotments Received	Adjustments (Withdrawal, Realignment)	(Transfer to)	Transfer from	Adjusted Total Allotments	1st Qtr ending March 31	2nd Qtr ending June 30	3rd Qtr ending Sept. 30	4th Qtr ending Dec. 31	TOTAL (REGULAR FUND)
			SARO's Releases for APB and HFEP												
Personnel Services				-	-					-	-	-	-	-	-
Maintenance & Other Operating Expenses			-	-	-					-	-	-	-	-	-
Capital Outlays			-	-	-					-	-	-	-	-	-
SUB-TOTAL, AUTOMATIC APPROPRIATION		76,529,000.00	-	69,493,755.00	146,022,755.00	47,109,000.00	69,493,755.00	-	-	116,602,755.00	7,524,948.94	74,650,039.73	-	-	82,174,988.67
PS		47,109,000.00	-	(1,233,750.00)	45,875,250.00	47,109,000.00	(1,233,750.00)	-	-	45,875,250.00	7,524,948.94	3,922,534.73	-	-	11,447,483.67
MOOE		29,420,000.00	-	70,727,505.00	100,147,505.00	-	70,727,505.00	-	-	70,727,505.00	-	70,727,505.00	-	-	70,727,505.00
CO		-	-	-	-	-	-	-	-	-	-	-	-	-	-
iii. SPECIAL PURPOSE FUND															
Pension and Graduity Fund	01101407	-	-	-	-	-	-	-	-	-	-	-	-	-	-
Personnel Services				-	-	-	-	-	-	-	-	-	-	-	-
Maintenance & Other Operating Expenses				-	-	-	-	-	-	-	-	-	-	-	-
Capital Outlays				-	-	-	-	-	-	-	-	-	-	-	-
					-					-	-	-	-	-	-
Miscellaneous Personnel Benefits Fund	01101406	-	-	16,107,000.00	16,107,000.00	-	16,107,000.00	-	-	16,107,000.00	-	-	-	-	-
Personnel Services			-	16,107,000.00	16,107,000.00	-	16,107,000.00	-	-	16,107,000.00	-	-	-	-	-
Maintenance & Other Operating Expenses				-	-	-	-	-	-	-	-	-	-	-	-
Capital Outlays				-	-	-	-	-	-	-	-	-	-	-	-
					-					-	-	-	-	-	-
QRF BAYANAHIAN ACT	1105202	-	-	39,887,379,349.49	39,887,379,349.49	-	45,717,896,630.00	(5,830,517,280.51)	-	39,887,379,349.49	-	35,530,808,964.00	-	-	35,530,808,964.00
Personnel Services				-	-	-	-	-	-	-	-	-	-	-	-
Maintenance & Other Operating Expenses				37,047,774,349.49	37,047,774,349.49	-	41,224,124,470.00	(4,176,350,120.51)		37,047,774,349.49	-	33,907,784,964.00	-	-	33,907,784,964.00
Capital Outlays				2,839,605,000.00	2,839,605,000.00	-	4,493,772,160.00	(1,654,167,160.00)		2,839,605,000.00	-	1,623,024,000.00	-	-	1,623,024,000.00
					-					-	-	-	-	-	-
RA 11469 QRF -PCR	01102404	-	-	1,912,500,000.00	1,912,500,000.00	-	1,912,500,000.00	-	-	1,912,500,000.00	-	1,912,373,520.00	-	-	1,912,373,520.00
Personnel Services				-	-	-	-	-	-	-	-	-	-	-	-
Maintenance & Other Operating Expenses				1,912,500,000.00	1,912,500,000.00	-	1,912,500,000.00	-		1,912,500,000.00	-	1,912,373,520.00	-	-	1,912,373,520.00
Capital Outlays				-	-	-	-	-		-	-	-	-	-	-
					-					-	-	-	-	-	-
Contingent Fund	01102402	-	-	50,000.00	50,000.00	-	50,000.00	-	-	50,000.00	50,000.00	-	-	-	50,000.00
Personnel Services				-	-	-	-	-	-	-	-	-	-	-	-
Maintenance & Other Operating Expenses				50,000.00	50,000.00	-	50,000.00	-		50,000.00	50,000.00	-	-	-	50,000.00
Capital Outlays				-	-	-	-	-		-	-	-	-	-	-
					-					-	-	-	-	-	-
Calamity Funds	01101401	-	-	409,951,185.00	409,951,185.00	-	500,000,000.00	(90,048,815.00)	-	409,951,185.00	193,375,243.04	12,785,750.00	-	-	206,160,993.04
Personnel Services				-	-	-	-	-		-	-	-	-	-	-
Maintenance & Other Operating Expenses				409,951,185.00	409,951,185.00	-	500,000,000.00	(90,048,815.00)		409,951,185.00	193,375,243.04	12,785,750.00	-	-	206,160,993.04
Capital Outlays				-	-	-	-	-		-	-	-	-	-	-
SUB-TOTAL, SPECIAL PURPOSE		-	-	42,225,987,534.49	42,225,987,534.49	-	48,146,553,630.00	(5,920,566,095.51)	-	42,225,987,534.49	193,425,243.04	37,455,968,234.00	-	-	37,649,393,477.04
PS		-	-	16,107,000.00	16,107,000.00	-	16,107,000.00	-	-	16,107,000.00	-	-	-	-	-
MOOE		-	-	39,370,275,534.49	39,370,275,534.49	-	43,636,674,470.00	(4,266,398,935.51)	-	39,370,275,534.49	193,425,243.04	35,832,944,234.00	-	-	36,026,369,477.04
CO		-	-	2,839,605,000.00	2,839,605,000.00	-	4,493,772,160.00	(1,654,167,160.00)	-	2,839,605,000.00	-	1,623,024,000.00	-	-	1,623,024,000.00
TOTAL (CURRENT YEAR 2020)		49,448,811,000.00	-	22,752,943,501.31	72,201,754,501.31	45,193,991,000.00	48,216,047,385.00	(25,463,103,883.69)	-	67,946,934,501.31	1,905,589,457.67	43,509,348,660.70	-	-	45,414,938,118.37
PS		9,632,898,000.00	-	(7,024,998,158.72)	2,607,899,841.28	9,632,898,000.00	14,873,250.00	(7,039,871,408.72)	-	2,607,899,841.28	620,005,008.28	204,998,578.37	-	-	825,003,586.65
MOOE		29,580,996,000.00	-	32,548,303,616.63	62,129,299,616.63	28,163,076,000.00	43,707,401,975.00	(11,159,098,358.37)	-	60,711,379,616.63	1,275,984,449.39	40,898,120,887.55	-	-	42,174,105,336.94
CO		10,234,917,000.00	-	(2,770,361,956.60)	7,464,555,043.40	7,398,017,000.00	4,493,772,160.00	(7,264,134,116.60)	-	4,627,655,043.40	9,600,000.00	2,406,229,194.78	-	-	2,415,829,194.78
FE															
I. CONTINUING APPROPRIATION															
A. PROGRAMS															
I. GENERAL ADMINISTRATION AND SUPPORT															
General Management and Supervision		35,039,560.77	-	(3,386,343.90)	31,651,216.87	35,039,560.77	-	(3,386,343.90)	-	31,651,216.87	14,510,462.18	6,811,448.01	-	-	21,321,930.19
Personnel Services		3,057,460.51		(2,878,343.90)	179,116.61	3,057,460.51	-	(2,878,343.90)		179,116.61	-	-	-	-	-
Maintenance & Other Operating Expenses		18,849,688.26		(510,000.00)	18,339,688.26	18,849,688.26	-	(510,000.00)		18,339,688.26	14,510,462.18	2,434,228.01	-	-	16,944,710.19
Capital Outlays		13,132,412.00		-	13,132,412.00	13,132,412.00	-	-		13,132,412.00	-	4,377,220.00	-	-	4,377,220.00
					-					-	-	-	-	-	-



PROGRAM/ACTIVITY/PROJECT	UACS CODE	APPROPRIATION				ALLOTMENTS					TOTAL OBLIGATION				
		Authorized Appropriation	Adjustments (Transfer To/From Realignment)	Within Dept.	Adjusted Appropriations	Allotments Received	Adjustments (Withdrawal, Realignment)	(Transfer to)	Transfer from	Adjusted Total Allotments	1st Qtr ending March 31	2nd Qtr ending June 30	3rd Qtr ending Sept. 30	4th Qtr ending Dec. 31	TOTAL (REGULAR FUND)
			SARO's Releases for APB and HFEP												
Administration of Personnel Benefits		50,490,787.86	-	(28,823,944.00)	21,666,843.86	50,490,787.86	-	(28,823,944.00)	-	21,666,843.86	3,446,427.91	7,871,498.93	-	-	11,317,926.84
Personnel Services		50,490,787.86		(28,823,944.00)	21,666,843.86	50,490,787.86	-	(28,823,944.00)		21,666,843.86	3,446,427.91	7,871,498.93	-	-	11,317,926.84
Maintenance & Other Operating Expenses				-	-	-	-	-		-	-	-	-	-	-
Capital Outlays				-	-	-	-	-		-	-	-	-	-	-
TOTAL, GASS		85,530,348.63	-	(32,212,287.90)	53,318,060.73	85,530,348.63	-	(32,212,287.90)	-	53,318,060.73	17,956,910.09	14,682,946.94	-	-	32,639,857.03
II. SUPPORT TO OPERATIONS				-	-										
Health Information Technology		167,970,391.98	-	(16,500,000.00)	151,470,391.98	167,970,391.98	-	(16,500,000.00)	-	151,470,391.98	2,450,215.96	13,627,307.45	-	-	16,077,523.41
Personnel Services		48,360.50		-	48,360.50	48,360.50	-	-		48,360.50	-	-	-	-	-
Maintenance & Other Operating Expenses		107,105,209.16		(16,500,000.00)	90,605,209.16	107,105,209.16	-	(16,500,000.00)		90,605,209.16	2,450,215.96	5,147,067.45	-	-	7,597,283.41
Capital Outlays		60,816,822.32		-	60,816,822.32	60,816,822.32	-	-		60,816,822.32	-	8,480,240.00	-	-	8,480,240.00
Operations of Regional Offices		-	-	-	-	-	-	-	-	-	-	-	-	-	-
Personnel Services				-	-		-			-	-	-	-	-	-
Maintenance & Other Operating Expenses				-	-					-	-	-	-	-	-
Capital Outlays				-	-					-	-	-	-	-	-
TOTAL, STO		167,970,391.98	-	(16,500,000.00)	151,470,391.98	167,970,391.98	-	(16,500,000.00)	-	151,470,391.98	2,450,215.96	13,627,307.45	-	-	16,077,523.41
III. OPERATIONS				-	-										
PREXC OO : ACCESS TO PROMOTIVE AND PRECVENTIVE HEALTH CARE SERVICES IMPROVED				-	-										
HEALTH POLICY AND STANDARDS DEVELOPMENT PROGRAM				-	-										
International Health Policy Development and Cooperation		1,044,848.36	-	-	1,044,848.36	1,044,848.36	-	-	-	1,044,848.36	691,284.47	31,070.83	-	-	722,355.30
Personnel Services				-	-	-	-	-		-	-	-	-	-	-
Maintenance & Other Operating Expenses		1,044,848.36		-	1,044,848.36	1,044,848.36	-	-		1,044,848.36	691,284.47	31,070.83	-	-	722,355.30
Capital Outlays				-	-	-	-	-		-	-	-	-	-	-
Health Sector Policy and Plan Development		3,884,162.02	-	-	3,884,162.02	3,884,162.02	-	-	-	3,884,162.02	451,624.38	29,823.00	-	-	481,447.38
Personnel Services		8,730.00		-	8,730.00	8,730.00	-	-		8,730.00	-	-	-	-	-
Maintenance & Other Operating Expenses		3,875,432.02		-	3,875,432.02	3,875,432.02	-	-		3,875,432.02	451,624.38	29,823.00	-	-	481,447.38
Capital Outlays				-	-	-	-	-		-	-	-	-	-	-
Health Sector Research Development		1,232,044.73	-	-	1,232,044.73	1,232,044.73	-	-	-	1,232,044.73	78,000.00	-	-	-	78,000.00
Personnel Services		106.99		-	106.99	106.99	-	-		106.99	-	-	-	-	-
Maintenance & Other Operating Expenses		1,231,937.74		-	1,231,937.74	1,231,937.74	-	-		1,231,937.74	78,000.00	-	-	-	78,000.00
Capital Outlays				-	-	-	-	-		-	-	-	-	-	-
HEALTH SYSTEMS STRENGTHENING PROGRAM				-	-										
SERVICE DELIVERY SUB-PROGRAM				-	-										
Health Facility Policy and Plan Development		7,114,374.54	-	(2,559,313.08)	4,555,061.46	7,114,374.54	-	(2,559,313.08)	-	4,555,061.46	2,470,973.82	(29,909.48)	-	-	2,441,064.34
Personnel Services		2,146,906.00		(1,626,440.08)	520,465.92	2,146,906.00	-	(1,626,440.08)		520,465.92	9,000.00	-	-	-	9,000.00
Maintenance & Other Operating Expenses		4,967,468.54		(932,873.00)	4,034,595.54	4,967,468.54	-	(932,873.00)		4,034,595.54	2,461,973.82	(29,909.48)	-	-	2,432,064.34
Capital Outlays				-	-	-	-	-		-	-	-	-	-	-
Health Facilities Enhancement Program		694,059,405.85	-	(243,126,932.80)	450,932,473.05	691,316,284.85	-	(243,126,932.80)	-	348,189,352.05	5,526,634.72	115,646,481.50	-	-	121,175,116.22
Personnel Services				-	-	-	-	-		-	-	-	-	-	-
Maintenance & Other Operating Expenses		18,536,620.85		(17,791,068.80)	745,552.05	18,536,620.85	-	(17,791,068.80)		745,552.05	526,634.72	4,681.50	-	-	531,316.22
Capital Outlays		675,522,785.00		(225,335,864.00)	450,186,921.00	572,779,664.00	-	(225,335,864.00)		347,443,800.00	5,000,000.00	115,643,800.00	-	-	120,643,800.00
Local Health Systems Development and Assistance		784,034.88	-	-	784,034.88	784,034.88	-	-	-	784,034.88	123,493.13	-	-	-	123,493.13
Personnel Services		146,480.00		-	146,480.00	146,480.00	-	-		146,480.00	-	-	-	-	-
Maintenance & Other Operating Expenses		637,554.88		-	637,554.88	637,554.88	-	-		637,554.88	123,493.13	-	-	-	123,493.13
Capital Outlays				-	-	-	-	-		-	-	-	-	-	-
Pharmaceutical Management		166,237,097.97	-	(25,914,951.92)	140,322,146.05	156,492,262.97	-	(25,914,951.92)	-	130,577,311.05	10,535,560.16	-	-	-	10,535,560.16
Personnel Services		15,262,168.00		(14,864,971.92)	397,196.08	15,262,168.00	-	(14,864,971.92)		397,196.08	-	-	-	-	-
Maintenance & Other Operating Expenses		150,974,929.97		(11,049,980.00)	139,924,949.97	141,230,094.97	-	(11,049,980.00)		130,180,114.97	10,535,560.16	-	-	-	10,535,560.16

PROGRAM/ACTIVITY/PROJECT	UACS CODE	APPROPRIATION				ALLOTMENTS					TOTAL OBLIGATION				
		Authorized Appropriation	Adjustments (Transfer To/From Realignment)	Within Dept.	Adjusted Appropriations	Allotments Received	Adjustments (Withdrawal, Realignment)	(Transfer to)	Transfer from	Adjusted Total Allotments	1st Qtr ending March 31	2nd Qtr ending June 30	3rd Qtr ending Sept. 30	4th Qtr ending Dec. 31	TOTAL (REGULAR FUND)
			SARO's Releases for APB and HFEP												
Capital Outlays				-	-	-	-	-		-	-	-	-	-	-
				-	-					-	-	-	-	-	-
HEALTH HUMAN RESOURCE SUB-PROGRAM				-											
Human Resource for Health (HRH) Deployment		1,004,974,067.15	-	(10,593,000.00)	994,381,067.15	240,792,945.15	-	(10,593,000.00)	-	230,199,945.15	50,767,937.51	15,842,726.00	-	-	66,610,693.51
Personnel Services		227,149.73		-	227,149.73	227,149.73	-	-		227,149.73	191,487.31	-	-	-	191,487.31
Maintenance & Other Operating Expenses		1,004,746,917.42		(10,593,000.00)	994,153,917.42	240,565,795.42	-	(10,593,000.00)		229,972,795.42	50,576,450.20	15,842,726.00	-	-	66,419,176.20
Capital Outlays				-	-	-	-	-		-	-	-	-	-	-
				-	-					-	-	-	-	-	-
Human Resources for Health (HRH) and Institutional Capacity Management		5,366,747.45	-	(1,625,429.13)	3,741,318.32	5,366,747.45	-	(1,625,429.13)	-	3,741,318.32	2,251,686.91	381,475.30	-	-	2,633,162.21
Personnel Services		2,101,758.92		(1,625,429.13)	476,329.79	2,101,758.92	-	(1,625,429.13)		476,329.79	-	-	-	-	-
Maintenance & Other Operating Expenses		3,264,988.53		-	3,264,988.53	3,264,988.53	-	-		3,264,988.53	2,251,686.91	381,475.30	-	-	2,633,162.21
Capital Outlays				-	-	-	-	-		-	-	-	-	-	-
				-	-					-	-	-	-	-	-
HEALTH PROMOTION SUB-PROGRAM				-											
Health Promotion		16,164,685.97	-	(3,046,717.49)	13,137,968.48	16,164,685.97	-	(3,046,717.49)	-	13,137,968.48	660,146.56	488,000.00	-	-	1,148,146.56
Personnel Services		3,770,420.00		(3,046,717.49)	723,702.51	3,770,420.00	-	(3,046,717.49)		723,702.51	-	-	-	-	-
Maintenance & Other Operating Expenses		12,414,265.97		-	12,414,265.97	12,414,265.97	-	-		12,414,265.97	660,146.56	488,000.00	-	-	1,148,146.56
Capital Outlays				-	-	-	-	-		-	-	-	-	-	-
				-	-					-	-	-	-	-	-
PUBLIC HEALTH PROGRAM				-											
PUBLIC HEALTH MANAGEMENT SUB-PROGRAM				-											
Public Health Management		23,352,271.45	-	(8,115,521.67)	15,236,749.78	23,352,271.45	-	(8,115,521.67)	-	15,236,749.78	3,601,879.95	7,777,413.17	-	-	11,379,293.12
Personnel Services		8,142,376.00		(8,115,521.67)	26,854.33	8,142,376.00	-	(8,115,521.67)		26,854.33	25,000.00	-	-	-	25,000.00
Maintenance & Other Operating Expenses		15,209,895.45		-	15,209,895.45	15,209,895.45	-	-		15,209,895.45	3,576,879.95	7,777,413.17	-	-	11,354,293.12
Capital Outlays				-	-	-	-	-		-	-	-	-	-	-
				-	-					-	-	-	-	-	-
Operation of PNAC Secretariat		243,130.47	-	-	243,130.47	243,130.47	-	-	-	243,130.47	82,388.61	-	-	-	82,388.61
Personnel Services				-	-	-	-	-		-	-	-	-	-	-
Maintenance & Other Operating Expenses		243,130.47		-	243,130.47	243,130.47	-	-		243,130.47	82,388.61	-	-	-	82,388.61
Capital Outlays				-	-	-	-	-		-	-	-	-	-	-
				-	-					-	-	-	-	-	-
Complementary Feeding Program		-	-	-	-	-	-	-	-	-	-	-	-	-	-
Personnel Services				-	-	-	-	-		-	-	-	-	-	-
Maintenance & Other Operating Expenses				-	-	-	-	-		-	-	-	-	-	-
Capital Outlays				-	-	-	-	-		-	-	-	-	-	-
				-	-					-	-	-	-	-	-
ENVIRONMENTAL AND OCCUPATIONAL HEALTH SUB-PROGRAM				-											
Environmental and Occupational Health		590,015.00	-	(590,015.00)	-	590,015.00	-	(590,015.00)	-	-	-	-	-	-	-
Personnel Services				-	-	-	-	-		-	-	-	-	-	-
Maintenance & Other Operating Expenses		590,015.00		(590,015.00)	-	590,015.00	-	(590,015.00)		-	-	-	-	-	-
Capital Outlays				-	-	-	-	-		-	-	-	-	-	-
				-	-					-	-	-	-	-	-
NATIONAL IMMUNIZATION SUB-PROGRAM				-											
National Immunization		701,883,288.27	-	(20,000,000.00)	681,883,288.27	701,883,288.27	-	(20,000,000.00)	-	681,883,288.27	61,724,780.00	55,137,831.91	-	-	116,862,611.91
Personnel Services				-	-	-	-	-		-	-	-	-	-	-
Maintenance & Other Operating Expenses		701,883,288.27		(20,000,000.00)	681,883,288.27	701,883,288.27	-	(20,000,000.00)		681,883,288.27	61,724,780.00	55,137,831.91	-	-	116,862,611.91
Capital Outlays				-	-	-	-	-		-	-	-	-	-	-
				-	-					-	-	-	-	-	-
FAMILY HEALTH SUB-PROGRAM				-											
Family Health - Nutrition and Responsible Parenting		1,125,813,740.00	-	(50,453,472.00)	1,075,360,268.00	1,125,813,740.00	-	(50,453,472.00)	-	1,075,360,268.00	-	325,443,320.12	-	-	325,443,320.12
Personnel Services				-	-	-	-	-		-	-	-	-	-	-
Maintenance & Other Operating Expenses		1,125,813,740.00		(50,453,472.00)	1,075,360,268.00	1,125,813,740.00	-	(50,453,472.00)		1,075,360,268.00	-	325,443,320.12	-	-	325,443,320.12
Capital Outlays				-	-	-	-	-		-	-	-	-	-	-
				-	-					-	-	-	-	-	-
ELIMINATION OF INFECTIOUS DISEASES PROGRAM				-											
Elimination of Disease such as Malaria, Schistosomiasis, Leprosy and Filariasis		26,304,461.65	-	-	26,304,461.65	26,304,461.65	-	-	-	26,304,461.65	-	1,066,815.75	-	-	1,066,815.75
Personnel Services				-	-	-	-	-		-	-	-	-	-	-



PROGRAM/ACTIVITY/PROJECT	UACS CODE	APPROPRIATION				ALLOTMENTS					TOTAL OBLIGATION				
		Authorized Appropriation	Adjustments (Transfer To/From Realignment)	Within Dept.	Adjusted Appropriations	Allotments Received	Adjustments (Withdrawal, Realignment)	(Transfer to)	Transfer from	Adjusted Total Allotments	1st Qtr ending March 31	2nd Qtr ending June 30	3rd Qtr ending Sept. 30	4th Qtr ending Dec. 31	TOTAL (REGULAR FUND)
			SARO's Releases for APB and HFEP												
Maintenance & Other Operating Expenses		26,304,461.65		-	26,304,461.65	26,304,461.65	-	-		26,304,461.65	-	1,066,815.75	-	-	1,066,815.75
Capital Outlays				-	-	-	-	-		-	-	-	-	-	-
				-	-					-	-	-	-	-	-
Rabies Control		30,902,425.00		(2,800,000.00)	28,102,425.00	30,902,425.00	-	(2,800,000.00)	-	28,102,425.00	-	27,304,920.00	-	-	27,304,920.00
Personnel Services				-	-	-	-	-		-	-	-	-	-	-
Maintenance & Other Operating Expenses		30,902,425.00		(2,800,000.00)	28,102,425.00	30,902,425.00	-	(2,800,000.00)		28,102,425.00	-	27,304,920.00	-	-	27,304,920.00
Capital Outlays				-	-	-	-	-		-	-	-	-	-	-
				-	-					-	-	-	-	-	-
PREVENTION AND CONTROL OF INFECTIOUS DISEASES SUB-PROGRAM															
Prevention and Control of Other Infectious Disease		19,806,392.31		(750,000.00)	19,056,392.31	19,806,392.31	-	(750,000.00)	-	19,056,392.31	13,806,684.00	3,125,000.00	-	-	16,931,684.00
Personnel Services				-	-	-	-	-		-	-	-	-	-	-
Maintenance & Other Operating Expenses		19,806,392.31		(750,000.00)	19,056,392.31	19,806,392.31	-	(750,000.00)		19,056,392.31	13,806,684.00	3,125,000.00	-	-	16,931,684.00
Capital Outlays				-	-	-	-	-		-	-	-	-	-	-
				-	-					-	-	-	-	-	-
TB Control		4,810,834.87		-	4,810,834.87	4,810,834.87	-	-	-	4,810,834.87	-	4,774,827.20	-	-	4,774,827.20
Personnel Services				-	-	-	-	-		-	-	-	-	-	-
Maintenance & Other Operating Expenses		4,810,834.87		-	4,810,834.87	4,810,834.87	-	-		4,810,834.87	-	4,774,827.20	-	-	4,774,827.20
Capital Outlays				-	-	-	-	-		-	-	-	-	-	-
				-	-					-	-	-	-	-	-
Assistance to Philippine Tuberculosis				-	-	-	-	-	-	-	-	-	-	-	-
Personnel Services				-	-	-	-	-		-	-	-	-	-	-
Maintenance & Other Operating Expenses				-	-	-	-	-		-	-	-	-	-	-
Capital Outlays				-	-	-	-	-		-	-	-	-	-	-
				-	-					-	-	-	-	-	-
NON COMMUNICABLE DISEASES SUB-PROGRAM															
Prevention and Control of Non-Communicable Diseases		85,534,507.00		(10,000,000.00)	75,534,507.00	35,534,507.00	-	(10,000,000.00)	-	25,534,507.00	-	22,710,000.00	-	-	22,710,000.00
Personnel Services				-	-	-	-	-		-	-	-	-	-	-
Maintenance & Other Operating Expenses		85,534,507.00		(10,000,000.00)	75,534,507.00	35,534,507.00	-	(10,000,000.00)		25,534,507.00	-	22,710,000.00	-	-	22,710,000.00
Capital Outlays				-	-	-	-	-		-	-	-	-	-	-
				-	-					-	-	-	-	-	-
EPIDEMIOLOGY AND SURVEILLANCE PROGRAM															
Epidemiology and Surveillance		14,619,795.72		(1,000,000.00)	13,619,795.72	14,619,795.72	-	(1,000,000.00)	-	13,619,795.72	2,822,904.92	1,703.43	-	-	2,824,608.35
Personnel Services				-	-	-	-	-		-	-	-	-	-	-
Maintenance & Other Operating Expenses		14,619,795.72		(1,000,000.00)	13,619,795.72	14,619,795.72	-	(1,000,000.00)		13,619,795.72	2,822,904.92	1,703.43	-	-	2,824,608.35
Capital Outlays				-	-	-	-	-		-	-	-	-	-	-
				-	-					-	-	-	-	-	-
HEALTH EMERGENCY MANAGEMENT PROGRAM															
Health Emergency Preparedness and Response		9,655,096.75		(4,879,283.04)	4,775,813.71	9,655,096.75	-	(4,879,283.04)	-	4,775,813.71	4,049,362.46	105,535.18	-	-	4,154,897.64
Personnel Services		2,288,818.00		(2,179,283.04)	109,534.96	2,288,818.00	-	(2,179,283.04)		109,534.96	-	-	-	-	-
Maintenance & Other Operating Expenses		7,366,278.75		(2,700,000.00)	4,666,278.75	7,366,278.75	-	(2,700,000.00)		4,666,278.75	4,049,362.46	105,535.18	-	-	4,154,897.64
Capital Outlays				-	-	-	-	-		-	-	-	-	-	-
				-	-					-	-	-	-	-	-
Quick Response Fund		21,360,050.94		(13,063,001.90)	8,297,049.04	21,360,050.94	-	(13,063,001.90)	-	8,297,049.04	603,000.00	25,500.00	-	-	628,500.00
Personnel Services				-	-	-	-	-		-	-	-	-	-	-
Maintenance & Other Operating Expenses		4,603,084.04		-	4,603,084.04	4,603,084.04	-	-		4,603,084.04	603,000.00	25,500.00	-	-	628,500.00
Capital Outlays		16,756,966.90		(13,063,001.90)	3,693,965.00	16,756,966.90	-	(13,063,001.90)		3,693,965.00	-	-	-	-	-
				-	-					-	-	-	-	-	-
SUB-TOTAL, 00 : ACCESS TO PROMOTIVE AND PREVENTIVE HEALTH CARE		3,965,757,478.35		(398,517,638.03)	3,567,239,840.32	3,039,088,400.35	-	(398,517,638.03)	-	2,640,570,762.32	160,248,341.60	579,864,533.91	-	-	740,112,875.51
				-	-					-	-	-	-	-	-
PREXC 00 : ACCESS TO CURATIVE AND REHABILITATIVE HEALTH CARE SERVICES IMPROVED															
HEALTH FACILITIES OPERATION PROGRAM															
CURATIVE HEALTH CARE SUB-PROGRAM															
Operation of Blood Centers and National Voluntary Blood Services Program		54,631,600.59		(2,626,251.00)	52,005,349.59	54,631,600.59	-	(2,626,251.00)	-	52,005,349.59	18,035,865.45	23,780,542.36	-	-	41,816,407.81
Personnel Services				-	-	-	-	-		-	-	-	-	-	-
Maintenance & Other Operating Expenses		54,631,600.59		(2,626,251.00)	52,005,349.59	54,631,600.59	-	(2,626,251.00)		52,005,349.59	18,035,865.45	23,780,542.36	-	-	41,816,407.81
Capital Outlays				-	-	-	-	-		-	-	-	-	-	-
				-	-					-	-	-	-	-	-

PROGRAM/ACTIVITY/PROJECT	UACS CODE	APPROPRIATION				ALLOTMENTS					TOTAL OBLIGATION				
		Authorized Appropriation	Adjustments (Transfer To/From Realignment)	Within Dept.	Adjusted Appropriations	Allotments Received	Adjustments (Withdrawal, Realignment)	(Transfer to)	Transfer from	Adjusted Total Allotments	1st Qtr ending March 31	2nd Qtr ending June 30	3rd Qtr ending Sept. 30	4th Qtr ending Dec. 31	TOTAL (REGULAR FUND)
			SARO's Releases for APB and HFEP												
Operation of DOH Hospitals in Metro Manila (11M)		-	-	-	-	-	-	-	-	-	-	-	-	-	-
Personnel Services				-	-					-	-	-	-	-	-
Maintenance & Other Operating Expenses				-	-					-	-	-	-	-	-
Capital Outlays				-	-					-	-	-	-	-	-
				-	-					-	-	-	-	-	-
Operation of DOH Regional Hospitals and Other Health Facilities		-	-	-	-	-	-	-	-	-	-	-	-	-	-
Personnel Services				-	-					-	-	-	-	-	-
Maintenance & Other Operating Expenses				-	-					-	-	-	-	-	-
Capital Outlays				-	-					-	-	-	-	-	-
				-	-					-	-	-	-	-	-
Operation of National Reference Laboratories		-	-	-	-	-	-	-	-	-	-	-	-	-	-
Personnel Services				-	-	-	-	-	-	-	-	-	-	-	-
Maintenance & Other Operating Expenses				-	-	-	-	-	-	-	-	-	-	-	-
Capital Outlays				-	-	-	-	-	-	-	-	-	-	-	-
				-	-										
REHABILITATIVE HEALTH CARE SUB-PROGRAM				-											
Operation of Dangerous Drug Abuse Treatment and Rehabilitation Centers		33,614,924.98	-	(2,313,703.61)	31,301,221.37	4,614,924.98	-	(2,313,703.61)	-	2,301,221.37	508,597.15	-	-	-	508,597.15
Personnel Services		31,580,060.00		(2,313,703.61)	29,266,356.39	2,580,060.00	-	(2,313,703.61)		266,356.39	-	-	-	-	-
Maintenance & Other Operating Expenses		2,034,864.98		-	2,034,864.98	2,034,864.98	-	-		2,034,864.98	508,597.15	-	-	-	508,597.15
Capital Outlays				-	-	-	-	-		-	-	-	-	-	-
SUB-TOTAL, 00 : ACCESS TO CURATIVE AND REHABILITATIVE HEALTH CARE		88,246,525.57	-	(4,939,954.61)	83,306,570.96	59,246,525.57	-	(4,939,954.61)	-	54,306,570.96	18,544,462.60	23,780,542.36	-	-	42,325,004.96
				-											
PREXC 00 : ACCESS TO SAFE AND QUALITY HEALTH COMMODITIES, DEVICES AND FACILITIES ENSURED				-											
HEALTH REGULATORY PROGRAM				-											
HEALTH FACILITIES AND SERVICES REGULATION SUB-PROGRAM				-											
Regulations of Health Facilities and Services		8,322,330.91	-	(602,800.00)	7,719,530.91	8,322,330.91	-	(602,800.00)	-	7,719,530.91	2,687,103.61	1,503,445.70	-	-	4,190,549.31
Personnel Services		223,527.00		-	223,527.00	223,527.00	-	-		223,527.00	-	-	-	-	-
Maintenance & Other Operating Expenses		8,098,803.91		(602,800.00)	7,496,003.91	8,098,803.91	-	(602,800.00)		7,496,003.91	2,687,103.61	1,503,445.70	-	-	4,190,549.31
Capital Outlays				-	-	-	-	-		-	-	-	-	-	-
				-	-	-	-	-		-	-	-	-	-	-
Regulation of Regional Health Facilities and Services		-	-	-	-	-	-	-	-	-	-	-	-	-	-
Personnel Services				-	-					-	-	-	-	-	-
Maintenance & Other Operating Expenses				-	-					-	-	-	-	-	-
Capital Outlays				-	-					-	-	-	-	-	-
				-	-					-	-	-	-	-	-
CONSUMER HEALTH AND WELFARE SUB-PROGRAM				-											
Regulation of Health Products and Establishments		-	-	-	-	-	-	-	-	-	-	-	-	-	-
Personnel Services				-	-					-	-	-	-	-	-
Maintenance & Other Operating Expenses				-	-					-	-	-	-	-	-
Capital Outlays				-	-					-	-	-	-	-	-
				-	-					-	-	-	-	-	-
ROUTINE QUARANTINE SERVICES SUB-PROGRAM				-											
Provision of Quarantine Services and International Health Surveillance		-	-	-	-	-	-	-	-	-	-	-	-	-	-
Personnel Services				-	-					-	-	-	-	-	-
Maintenance & Other Operating Expenses				-	-					-	-	-	-	-	-
Capital Outlays				-	-					-	-	-	-	-	-
SUB-TOTAL, 00: ACCESS TO SAFE AND QUALITY HEALTH COMMODITIES		8,322,330.91	-	(602,800.00)	7,719,530.91	8,322,330.91	-	(602,800.00)	-	7,719,530.91	2,687,103.61	1,503,445.70	-	-	4,190,549.31
				-	-					-	-	-	-	-	-
PREXC 00: ACCESS TO SOCIAL HEALTH PROTECTION ASSURED				-											
SOCIAL HEALTH PROTECTION PROGRAM				-											
PROJECTS				-											
LOCALLY - FUNDED PROJECTS		1,360,996,552.25	-	(250,401,000.00)	1,110,595,552.25	1,360,996,552.25	-	(250,401,000.00)	-	1,110,595,552.25	394,141.41	315,644,030.03	-	-	316,038,171.44
Assistance to Indigent Patients either confined or out patient s in government hos		1,360,996,552.25	-	(250,401,000.00)	1,110,595,552.25	1,360,996,552.25	-	(250,401,000.00)	-	1,110,595,552.25	394,141.41	315,644,030.03	-	-	316,038,171.44
Personnel Services				-	-	-	-	-		-	-	-	-	-	-
Maintenance & Other Operating Expenses		1,360,996,552.25		(250,401,000.00)	1,110,595,552.25	1,360,996,552.25	-	(250,401,000.00)		1,110,595,552.25	394,141.41	315,644,030.03	-	-	316,038,171.44
Capital Outlays				-	-	-	-	-		-	-	-	-	-	-
				-	-					-	-	-	-	-	-



PROGRAM/ACTIVITY/PROJECT	UACS CODE	APPROPRIATION				ALLOTMENTS					TOTAL OBLIGATION				
		Authorized Appropriation	Adjustments (Transfer To/From Realignment)	Within Dept.	Adjusted Appropriations	Allotments Received	Adjustments (Withdrawal, Realignment)	(Transfer to)	Transfer from	Adjusted Total Allotments	1st Qtr ending March 31	2nd Qtr ending June 30	3rd Qtr ending Sept. 30	4th Qtr ending Dec. 31	TOTAL (REGULAR FUND)
			SARO's Releases for APB and HFEP												
SUB-TOTAL, 00: ACCESS TO SOCIAL HEALTH PROTECTION ASSURED		1,360,996,552.25	-	(250,401,000.00)	1,110,595,552.25	1,360,996,552.25	-	(250,401,000.00)	-	1,110,595,552.25	394,141.41	315,644,030.03	-	-	316,038,171.44
TOTAL, OPERATIONS		5,423,322,887.08	-	(654,461,392.64)	4,768,861,494.44	4,467,653,809.08	-	(654,461,392.64)	-	3,813,192,416.44	181,874,049.22	920,792,552.00	-	-	1,102,666,601.22
TOTAL SPECIFIC BUDGET (CONAP)		5,676,823,627.69	-	(703,173,680.54)	4,973,649,947.15	4,721,154,549.69	-	(703,173,680.54)	-	4,017,980,869.15	202,281,175.27	949,102,806.39	-	-	1,151,383,981.66
PS		119,495,109.51	-	(65,474,354.84)	54,020,754.67	90,495,109.51	-	(65,474,354.84)	-	25,020,754.67	3,671,915.22	7,871,498.93	-	-	11,543,414.15
MOOE		4,791,099,531.96	-	(399,300,459.80)	4,391,799,072.16	3,967,173,574.96	-	(399,300,459.80)	-	3,567,873,115.16	193,609,260.05	812,730,047.46	-	-	1,006,339,307.51
CO		766,228,986.22	-	(238,398,865.90)	527,830,120.32	663,485,865.22	-	(238,398,865.90)	-	425,086,999.32	5,000,000.00	128,501,260.00	-	-	133,501,260.00
II. AUTOMATIC APPROPRIATION															
Retirement and Life Insurance Premium	01104102	-	-	-	-	-	-	-	-	-	-	-	-	-	-
Personnel Services				-	-					-	-	-	-	-	-
Maintenance & Other Operating Expenses				-	-					-	-	-	-	-	-
Capital Outlays				-	-					-	-	-	-	-	-
Custom and Duties and Taxes	01104105	-	-	-	-	-	-	-	-	-	-	-	-	-	-
Personnel Services				-	-					-	-	-	-	-	-
Maintenance & Other Operating Expenses				-	-					-	-	-	-	-	-
Capital Outlays				-	-					-	-	-	-	-	-
Franchise Tax	03104347	-	-	-	-	-	-	-	-	-	-	-	-	-	-
Personnel Services				-	-					-	-	-	-	-	-
Maintenance & Other Operating Expenses				-	-					-	-	-	-	-	-
Capital Outlays				-	-					-	-	-	-	-	-
Domestic Grant Proceeds (Financial Assistance) -BGH	03104347	-	-	-	-	-	-	-	-	-	-	-	-	-	-
Personnel Services				-	-					-	-	-	-	-	-
Maintenance & Other Operating Expenses				-	-					-	-	-	-	-	-
Capital Outlays				-	-					-	-	-	-	-	-
Regulation of Health Establishments and Products	03104348	-	-	-	-	-	-	-	-	-	-	-	-	-	-
Personnel Services				-	-					-	-	-	-	-	-
Maintenance & Other Operating Expenses				-	-					-	-	-	-	-	-
Capital Outlays				-	-					-	-	-	-	-	-
Provision of Quarantine Services and International Health	03104349	-	-	-	-	-	-	-	-	-	-	-	-	-	-
Personnel Services				-	-					-	-	-	-	-	-
Maintenance & Other Operating Expenses				-	-					-	-	-	-	-	-
Capital Outlays				-	-					-	-	-	-	-	-
Health Sector Policy Support Program - Phase II EU (DOH	04104159	-	-	-	-	-	-	-	-	-	-	-	-	-	-
Personnel Services				-	-					-	-	-	-	-	-
Maintenance & Other Operating Expenses				-	-					-	-	-	-	-	-
Capital Outlays				-	-					-	-	-	-	-	-
SUB-TOTAL, AUTOMATIC APPROPRIATION		-	-	-	-	-	-	-	-	-	-	-	-	-	-
PS		-	-	-	-	-	-	-	-	-	-	-	-	-	-
MOOE		-	-	-	-	-	-	-	-	-	-	-	-	-	-
CO		-	-	-	-	-	-	-	-	-	-	-	-	-	-
III. SPECIAL PURPOSE FUND															
Pension and Graduity Fund	01101407	-	-	-	-	-	-	-	-	-	-	-	-	-	-
Personnel Services				-	-					-	-	-	-	-	-
Maintenance & Other Operating Expenses				-	-					-	-	-	-	-	-
Capital Outlays				-	-					-	-	-	-	-	-
Miscellaneous Personnel Benefits Fund	01101406	20,963,345.67	-	(12,834,960.49)	8,128,385.18	20,963,345.67	-	(12,834,960.49)	-	8,128,385.18	10,000.00	8,118,385.18	-	-	8,128,385.18
Personnel Services		20,963,345.67	-	(12,834,960.49)	8,128,385.18	20,963,345.67	-	(12,834,960.49)		8,128,385.18	10,000.00	8,118,385.18	-	-	8,128,385.18
Maintenance & Other Operating Expenses				-	-	-	-	-		-	-	-	-	-	-
Capital Outlays				-	-	-	-	-		-	-	-	-	-	-

PROGRAM/ACTIVITY/PROJECT	UACS CODE	APPROPRIATION				ALLOTMENTS					TOTAL OBLIGATION				
		Authorized Appropriation	Adjustments (Transfer To/From Realignment)	Within Dept.	Adjusted Appropriations	Allotments Received	Adjustments (Withdrawal, Realignment)	(Transfer to)	Transfer from	Adjusted Total Allotments	1st Qtr ending March 31	2nd Qtr ending June 30	3rd Qtr ending Sept. 30	4th Qtr ending Dec. 31	TOTAL (REGULAR FUND)
			SARO's Releases for APB and HFEP												
International Commitment Fund	01101405	-	-	-	-	-	-	-	-	-	-	-	-	-	-
Personnel Services				-	-					-	-	-	-	-	-
Maintenance & Other Operating Expenses				-	-					-	-	-	-	-	-
Capital Outlays				-	-					-	-	-	-	-	-
E-Government Fund	01102404	-	-	-	-	-	-	-	-	-	-	-	-	-	-
Personnel Services				-	-					-	-	-	-	-	-
Maintenance & Other Operating Expenses				-	-					-	-	-	-	-	-
Capital Outlays				-	-					-	-	-	-	-	-
Contingent Fund	01102402	-	-	-	-	-	-	-	-	-	-	-	-	-	-
Personnel Services				-	-					-	-	-	-	-	-
Maintenance & Other Operating Expenses				-	-					-	-	-	-	-	-
Capital Outlays				-	-					-	-	-	-	-	-
Calamity Funds	01101401	-	-	-	-	-	-	-	-	-	-	-	-	-	-
Personnel Services				-	-					-	-	-	-	-	-
Maintenance & Other Operating Expenses				-	-					-	-	-	-	-	-
Capital Outlays				-	-					-	-	-	-	-	-
SUB-TOTAL, SPECIAL PURPOSE		20,963,345.67	-	(12,834,960.49)	8,128,385.18	20,963,345.67	-	(12,834,960.49)	-	8,128,385.18	10,000.00	8,118,385.18	-	-	8,128,385.18
PS		20,963,345.67	-	(12,834,960.49)	8,128,385.18	20,963,345.67	-	(12,834,960.49)	-	8,128,385.18	10,000.00	8,118,385.18	-	-	8,128,385.18
MOOE		-	-	-	-	-	-	-	-	-	-	-	-	-	-
CO		-	-	-	-	-	-	-	-	-	-	-	-	-	-
TOTAL (CONAP 2018)		5,697,786,973.36	-	(716,008,641.03)	4,981,778,332.33	4,742,117,895.36	-	(716,008,641.03)	-	4,026,109,254.33	202,291,175.27	957,221,191.57	-	-	1,159,512,366.84
PS		140,458,455.18	-	(78,309,315.33)	62,149,139.85	111,458,455.18	-	(78,309,315.33)	-	33,149,139.85	3,681,915.22	15,989,884.11	-	-	19,671,799.33
MOOE		4,791,099,531.96	-	(399,300,459.80)	4,391,799,072.16	3,967,173,574.96	-	(399,300,459.80)	-	3,567,873,115.16	193,609,260.05	812,730,047.46	-	-	1,006,339,307.51
CO		766,228,986.22	-	(238,398,865.90)	527,830,120.32	663,485,865.22	-	(238,398,865.90)	-	425,086,999.32	5,000,000.00	128,501,260.00	-	-	133,501,260.00
FE															
GRAND TOTAL (CURRENT + CONAP)		55,146,597,973.36	-	22,036,934,860.28	77,183,532,833.64	49,936,108,895.36	48,216,047,385.00	(26,179,112,524.72)	-	71,973,043,755.64	2,107,880,632.95	44,466,569,852.27	-	-	46,574,450,485.22
PS		9,773,356,455.18	-	(7,103,307,474.05)	2,670,048,981.13	9,744,356,455.18	14,873,250.00	(7,118,180,724.05)	-	2,641,048,981.13	623,686,923.50	220,988,462.48	-	-	844,675,385.98
MOOE		34,372,095,531.96	-	32,149,003,156.83	66,521,098,688.79	32,130,249,574.96	43,707,401,975.00	(11,558,398,818.17)	-	64,279,252,731.79	1,469,593,709.44	41,710,850,935.01	-	-	43,180,444,644.45
CO		11,001,145,986.22	-	(3,008,760,822.50)	7,992,385,163.72	8,061,502,865.22	4,493,772,160.00	(7,502,532,982.50)	-	5,052,742,042.72	14,600,000.00	2,534,730,454.78	-	-	2,549,330,454.78
FE		-	-	-	-	-	-	-	-	-	-	-	-	-	-



Department: Department of Health (DOH)  
Agency: Office of the Secretary  
Operating Unit: Central Office  
Organization Code (UACS): 130010000000  
Fund Cluster: 01 - Regular Agency Fund, 04 - Special Accounts/ Foreign As

Current Year Appropriations  
Supplemental Appropriations  
Continuing Appropriations

PROGRAM/ACTIVITY/PROJECT	UACS CODE	TOTAL DISBURSEMENT					BALANCES			
		1st Qtr ending March 31	2nd Qtr ending June 30	3rd Qtr ending Sept. 30	4th Qtr ending Dec. 31	TOTAL (REGULAR FUND)	Unreleased Appropriation	Unobligated Allotment	UNPAID OBLIGATION	
									Due and Demandable	Not Yet Due and Demandable
I. NEW APPROPRIATION (CURRENT)										
A. PROGRAMS										
I. GENERAL ADMINISTRATION AND SUPPORT										
General Management and Supervision		104,315,289.72	170,396,616.25	-	-	274,711,905.97	-	266,830,956.72	224,844.59	82,922,692.72
Personnel Services		70,824,836.75	103,792,599.02	-	-	174,617,435.77	-	150,290,719.64	224,844.59	0.00
Maintenance & Other Operating Expenses		33,490,452.97	66,604,017.23	-	-	100,094,470.20	-	116,540,237.08		82,922,692.72
Capital Outlays		-	-	-	-	-	-	-		-
							-	-		-
Administration of Personnel Benefits		-	11,967,097.54	-	-	11,967,097.54	-	1,399,531,213.41	708,546.89	-
Personnel Services		-	11,967,097.54	-	-	11,967,097.54	-	1,399,531,213.41	708,546.89	-
Maintenance & Other Operating Expenses		-	-	-	-	-	-	-		-
Capital Outlays		-	-	-	-	-	-	-		-
TOTAL, GASS		104,315,289.72	182,363,713.79	-	-	286,679,003.51	-	1,666,362,170.13	933,391.48	82,922,692.72
II. SUPPORT TO OPERATIONS										
Health Information Technology		21,590,409.62	13,382,806.66	-	-	34,973,216.28	-	1,069,749,248.32	-	98,214,509.80
Personnel Services		5,061,556.45	1,225,355.14	-	-	6,286,911.59	-	7,088.41		-
Maintenance & Other Operating Expenses		6,928,853.17	12,157,451.52	-	-	19,086,304.69	-	351,315,854.69		31,262,815.02
Capital Outlays		9,600,000.00	-	-	-	9,600,000.00	-	718,426,305.22		66,951,694.78
							-	-		
Operations of Regional Offices		-	-	-	-	-	-	-	-	-
Personnel Services		-	-	-	-	-	-	-		-
Maintenance & Other Operating Expenses		-	-	-	-	-	-	-		-
Capital Outlays		-	-	-	-	-	-	-		-
							-	-		
TOTAL, STO		21,590,409.62	13,382,806.66	-	-	34,973,216.28	-	1,069,749,248.32	-	98,214,509.80
III. OPERATIONS										
PREXC OO : ACCESS TO PROMOTIVE AND PRECVENTIVE HEALTH CARE										
HEALTH POLICY AND STANDARDS DEVELOPMENT PROGRAM										
International Health Policy Development and Cooperation		6,562,068.36	8,303,773.85	-	-	14,865,842.21	-	23,982,231.54	-	23,926.25
Personnel Services		5,114,942.99	6,884,067.57	-	-	11,999,010.56	-	10,744,989.44		-
Maintenance & Other Operating Expenses		1,447,125.37	1,419,706.28	-	-	2,866,831.65	-	13,237,242.10		23,926.25
Capital Outlays		-	-	-	-	-	-	-		-
							-	-		-
Health Sector Policy and Plan Development		9,335,547.19	11,363,589.40	-	-	20,699,136.59	-	30,379,326.30	-	1,537.11
Personnel Services		7,454,881.72	9,533,624.45	-	-	16,988,506.17	-	10,879,493.83		-
Maintenance & Other Operating Expenses		1,880,665.47	1,829,964.95	-	-	3,710,630.42	-	19,499,832.47		1,537.11
Capital Outlays		-	-	-	-	-	-	-		-
							-	-		-
Health Sector Research Development		77,750.00	-	-	-	77,750.00	-	155,884,785.80	-	-
Personnel Services		-	-	-	-	-	-	53,702,000.00		-
Maintenance & Other Operating Expenses		77,750.00	-	-	-	77,750.00	-	102,182,785.80		-
Capital Outlays		-	-	-	-	-	-	-		-
							-	-		-
HEALTH SYSTEMS STRENGTHENING PROGRAM										
SERVICE DELIVERY SUB-PROGRAM										

PROGRAM/ACTIVITY/PROJECT	UACS CODE	TOTAL DISBURSEMENT					BALANCES			
		1st Qtr ending March 31	2nd Qtr ending June 30	3rd Qtr ending Sept. 30	4th Qtr ending Dec. 31	TOTAL (REGULAR FUND)	Unreleased Appropriation	Unobligated Allotment	UNPAID OBLIGATION	
									Due and Demandable	Not Yet Due and Demandable
Health Facility Policy and Plan Development		12,056,750.86	14,083,804.21	-	-	26,140,555.07	-	116,704,861.05	-	518,924.88
Personnel Services		6,566,216.04	9,072,621.71	-	-	15,638,837.75	-	15,013,162.25		-
Maintenance & Other Operating Expenses		5,490,514.82	5,011,182.50	-	-	10,501,697.32	-	101,691,698.80		518,924.88
Capital Outlays		-	-	-	-	-	-	-		-
Health Facilities Enhancement Program		2,586,223.07	72,558,170.92	-	-	75,144,393.99	2,486,900,000.00	176,576,759.36	-	180,064,166.65
Personnel Services		-	-	-	-	-	-	-		-
Maintenance & Other Operating Expenses		2,586,223.07	2,558,170.92	-	-	5,144,393.99	-	19,626,759.36		64,166.65
Capital Outlays		-	70,000,000.00	-	-	70,000,000.00	2,486,900,000.00	156,950,000.00		180,000,000.00
Local Health Systems Development and Assistance		5,331,285.46	18,787,595.22	-	-	24,118,880.68	-	19,166,996.04	-	1,148.88
Personnel Services		4,402,482.04	2,526,911.74	-	-	6,929,393.78	-	162,606.22		-
Maintenance & Other Operating Expenses		928,803.42	16,260,683.48	-	-	17,189,486.90	-	19,004,389.82		1,148.88
Capital Outlays		-	-	-	-	-	-	-		-
Pharmaceutical Management		2,247,906.32	2,290,192.62	-	-	4,538,098.94	3,000,000.00	34,266,114.33	-	312,447.93
Personnel Services		-	-	-	-	-	-	-		-
Maintenance & Other Operating Expenses		2,247,906.32	2,290,192.62	-	-	4,538,098.94	3,000,000.00	34,266,114.33		312,447.93
Capital Outlays		-	-	-	-	-	-	-		-
HEALTH HUMAN RESOURCE SUB-PROGRAM										
Human Resource for Health (HRH) Deployment		342,088,922.79	299,277,378.68	-	-	641,366,301.47	-	487,710,998.97	-	15,646,920.00
Personnel Services		291,586,838.79	207,296,452.68	-	-	498,883,291.47	-	15,363,441.97		-
Maintenance & Other Operating Expenses		50,502,084.00	91,980,926.00	-	-	142,483,010.00	-	472,347,557.00		15,646,920.00
Capital Outlays		-	-	-	-	-	-	-		-
Human Resources for Health (HRH) and Institutional Capacity Management		10,229,643.56	11,765,851.72	-	-	21,995,495.28	-	81,950,784.96	5,719.76	0.00
Personnel Services		5,701,302.55	7,121,622.71	-	-	12,822,925.26	-	26,759,354.98	5,719.76	(0.00)
Maintenance & Other Operating Expenses		4,528,341.01	4,644,229.01	-	-	9,172,570.02	-	55,191,429.98		-
Capital Outlays		-	-	-	-	-	-	-		-
HEALTH PROMOTION SUB-PROGRAM										
Health Promotion		6,461,144.81	6,402,261.19	-	-	12,863,406.00	-	172,458,343.65	-	37,077,250.35
Personnel Services		3,640,842.83	4,827,964.70	-	-	8,468,807.53	-	17,646,192.47		-
Maintenance & Other Operating Expenses		2,820,301.98	1,574,296.49	-	-	4,394,598.47	-	154,812,151.18		37,077,250.35
Capital Outlays		-	-	-	-	-	-	-		-
PUBLIC HEALTH PROGRAM										
PUBLIC HEALTH MANAGEMENT SUB-PROGRAM										
Public Health Management		8,941,620.49	9,005,355.84	-	-	17,946,976.33	205,000,000.00	384,944,151.27	-	235,388,617.78
Personnel Services		18,440.34	326,118.92	-	-	344,559.26	-	31,440.74		-
Maintenance & Other Operating Expenses		8,923,180.15	8,679,236.92	-	-	17,602,417.07	205,000,000.00	384,912,710.53		235,388,617.78
Capital Outlays		-	-	-	-	-	-	-		-
Operation of PNAC Secretariat		1,790,282.74	2,148,500.18	-	-	3,938,782.92	-	10,394,921.18	-	24,295.90
Personnel Services		1,057,304.80	1,429,534.67	-	-	2,486,839.47	-	2,137,160.53		-
Maintenance & Other Operating Expenses		732,977.94	718,965.51	-	-	1,451,943.45	-	8,257,760.65		24,295.90
Capital Outlays		-	-	-	-	-	-	-		-
Complementary Feeding Program		-	-	-	-	-	62,000,000.00	-	-	-
Personnel Services		-	-	-	-	-	-	-		-
Maintenance & Other Operating Expenses		-	-	-	-	-	62,000,000.00	-		-
Capital Outlays		-	-	-	-	-	-	-		-
ENVIRONMENTAL AND OCCUPATIONAL HEALTH SUB-PROGRAM										
Environmental and Occupational Health		-	-	-	-	-	350,000,000.00	-	-	-
Personnel Services		-	-	-	-	-	-	-		-



PROGRAM/ACTIVITY/PROJECT	UACS CODE	TOTAL DISBURSEMENT					BALANCES			
		1st Qtr ending March 31	2nd Qtr ending June 30	3rd Qtr ending Sept. 30	4th Qtr ending Dec. 31	TOTAL (REGULAR FUND)	Unreleased Appropriation	Unobligated Allotment	UNPAID OBLIGATION	
									Due and Demandable	Not Yet Due and Demandable
Maintenance & Other Operating Expenses		-	-	-	-	-	-	-		-
Capital Outlays		-	-	-	-	-	350,000,000.00	-		-
										-
NATIONAL IMMUNIZATION SUB-PROGRAM										
National Immunization		-	78,063,032.26	-	-	78,063,032.26	-	4,657,413,652.18	-	2,807,524,315.56
Personnel Services		-	-	-	-	-	-	-		-
Maintenance & Other Operating Expenses		-	78,063,032.26	-	-	78,063,032.26	-	4,657,413,652.18		2,807,524,315.56
Capital Outlays		-	-	-	-	-	-	-		-
										-
FAMILY HEALTH SUB-PROGRAM										
Family Health, Nutrition and Responsible Parenting		-	-	-	-	-	-	1,595,491,820.00	-	211,674,180.00
Personnel Services		-	-	-	-	-	-	-		-
Maintenance & Other Operating Expenses		-	-	-	-	-	-	1,595,491,820.00		211,674,180.00
Capital Outlays		-	-	-	-	-	-	-		-
										-
ELIMINATION OF INFECTIOUS DISEASES PROGRAM										
Elimination of Disease such as Malaria, Schistosomiasis, Leprosy and Filariasis		-	-	-	-	-	-	111,969,809.00	-	192,833,591.00
Personnel Services		-	-	-	-	-	-	-		-
Maintenance & Other Operating Expenses		-	-	-	-	-	-	111,969,809.00		192,833,591.00
Capital Outlays		-	-	-	-	-	-	-		-
										-
Rabies Control		-	-	-	-	-	-	434,366,000.00	-	66,000,000.00
Personnel Services		-	-	-	-	-	-	-		-
Maintenance & Other Operating Expenses		-	-	-	-	-	-	434,366,000.00		66,000,000.00
Capital Outlays		-	-	-	-	-	-	-		-
										-
PREVENTION AND CONTROL OF INFECTIOUS DISEASES SUB-PROGRAM										
Prevention and Control of Other Infectious Disease		-	9,200,000.00	-	-	9,200,000.00	40,000,000.00	172,845,258.02	-	751,856,261.98
Personnel Services		-	-	-	-	-	-	-		-
Maintenance & Other Operating Expenses		-	9,200,000.00	-	-	9,200,000.00	40,000,000.00	172,845,258.02		751,856,261.98
Capital Outlays		-	-	-	-	-	-	-		-
										-
TB Control		-	-	-	-	-	35,000,000.00	1,996,065.80	-	911,945,911.20
Personnel Services		-	-	-	-	-	-	-		-
Maintenance & Other Operating Expenses		-	-	-	-	-	35,000,000.00	1,588.80		493,942,411.20
Capital Outlays		-	-	-	-	-	-	1,996,500.00		418,003,500.00
										-
Assistance to Philippine Tuberculosis		-	-	-	-	-	-	13,800,000.00	-	-
Personnel Services		-	-	-	-	-	-	-		-
Maintenance & Other Operating Expenses		-	-	-	-	-	-	13,800,000.00		-
Capital Outlays		-	-	-	-	-	-	-		-
										-
NON COMMUNICABLE DISEASES SUB-PROGRAM										
Prevention and Control of Non-Communicable Diseases		-	-	-	-	-	-	105,105,501.26	-	403,957,498.74
Personnel Services		-	-	-	-	-	-	-		-
Maintenance & Other Operating Expenses		-	-	-	-	-	-	105,105,501.26		403,957,498.74
Capital Outlays		-	-	-	-	-	-	-		-
										-
EPIDEMIOLOGY AND SURVEILLANCE PROGRAM										
Epidemiology and Surveillance		9,230,002.47	11,447,653.05	-	-	20,677,655.52	-	43,760,505.19	-	726,541.09
Personnel Services		4,998,039.00	6,563,095.05	-	-	11,561,134.05	-	2,856,865.95		-
Maintenance & Other Operating Expenses		4,231,963.47	4,884,758.00	-	-	9,116,721.47	-	40,903,639.24		726,541.09
Capital Outlays		-	-	-	-	-	-	-		-
										-
HEALTH EMERGENCY MANAGEMENT PROGRAM										
Health Emergency Preparedness and Response		6,675,573.27	5,549,744.39	-	-	12,425,317.66	-	94,925,395.18	5,138.08	14,216,149.08
Personnel Services		5,428,965.55	2,076,286.13	-	-	7,505,251.68	-	309,610.24	5,138.08	0.00

PROGRAM/ACTIVITY/PROJECT	UACS CODE	TOTAL DISBURSEMENT					BALANCES			
		1st Qtr ending March 31	2nd Qtr ending June 30	3rd Qtr ending Sept. 30	4th Qtr ending Dec. 31	TOTAL (REGULAR FUND)	Unreleased Appropriation	Unobligated Allotment	UNPAID OBLIGATION	
									Due and Demandable	Not Yet Due and Demandable
Maintenance & Other Operating Expenses		1,446,607.72	3,473,458.26	-	-	4,920,065.98	-	94,615,784.94		14,218,149.08
Capital Outlays		-	-	-	-	-	-	-		-
Quick Response Fund		500,000.00	42,577,590.00	-	-	43,077,500.00	-	107,401,369.40	-	128,505,000.00
Personnel Services		-	-	-	-	-	-	-		-
Maintenance & Other Operating Expenses		500,000.00	127,500.00	-	-	627,500.00	-	52,858,326.00		122,705,000.00
Capital Outlays		-	42,450,000.00	-	-	42,450,000.00	-	114,543,043.40		5,800,000.00
							-	-		-
SUB-TOTAL, 00 : ACCESS TO PROMOTIVE AND PREVENTIVE HEALTH CARE		424,314,701.39	602,824,603.53	-	-	1,027,139,304.92	3,181,900,000.00	9,093,497,673.48	10,857.84	5,958,276,388.48
PREXC 00 : ACCESS TO CURATIVE AND REHABILITATIVE HEALTH CARE										
HEALTH FACILITIES OPERATION PROGRAM										
CURATIVE HEALTH CARE SUB-PROGRAM										
Operation of Blood Centers and National Voluntary Blood Services Program		11,371,020.90	15,214,586.84	-	-	26,585,607.83	-	479,732,251.83	-	12,955,199.30
Personnel Services		666,568.65	863,989.55	-	-	1,530,558.20	-	5,729,441.80		-
Maintenance & Other Operating Expenses		10,704,452.34	14,350,597.29	-	-	25,055,049.63	-	474,002,810.03		12,955,199.30
Capital Outlays		-	-	-	-	-	-	-		-
Operation of DOH Hospitals in Metro Manila (MM)		-	-	-	-	-	-	-	-	-
Personnel Services		-	-	-	-	-	-	-		-
Maintenance & Other Operating Expenses		-	-	-	-	-	-	-		-
Capital Outlays		-	-	-	-	-	-	-		-
Operation of DOH Regional Hospitals and Other Health Facilities		-	-	-	-	-	-	-	-	-
Personnel Services		-	-	-	-	-	-	-		-
Maintenance & Other Operating Expenses		-	-	-	-	-	-	-		-
Capital Outlays		-	-	-	-	-	-	-		-
Operation of National Reference Laboratories		-	-	-	-	-	-	6,425,000.00	-	-
Personnel Services		-	-	-	-	-	-	-		-
Maintenance & Other Operating Expenses		-	-	-	-	-	-	6,425,000.00		-
Capital Outlays		-	-	-	-	-	-	-		-
REHABILITATIVE HEALTH CARE SUB-PROGRAM										
Operation of Dangerous Drug Abuse Treatment and Rehabilitation Centers		2,312,613.67	2,579,022.34	-	-	4,891,636.01	-	44,169,583.99	-	8,780.00
Personnel Services		-	-	-	-	-	-	-		-
Maintenance & Other Operating Expenses		2,312,613.67	2,579,022.34	-	-	4,891,636.01	-	40,830,583.99		8,780.00
Capital Outlays		-	-	-	-	-	-	3,329,000.00		-
SUB-TOTAL, 00 : ACCESS TO CURATIVE AND REHABILITATIVE HEALTH CARE		13,683,634.66	17,793,609.18	-	-	31,477,243.84	-	530,316,835.82	-	12,963,979.30
PREXC 00 : ACCESS TO SAFE AND QUALITY HEALTH COMMODITIES, DE										
HEALTH REGULATORY PROGRAM										
HEALTH FACILITIES AND SERVICES REGULATION SUB-PROGRAM										
Regulations of Health Facilities and Services		13,904,718.53	17,183,966.94	-	-	31,088,685.47	-	44,243,264.74	-	122,449.79
Personnel Services		10,490,669.41	14,090,624.17	-	-	24,581,293.58	-	21,196,706.42		-
Maintenance & Other Operating Expenses		3,414,049.12	3,093,342.77	-	-	6,507,391.89	-	23,046,558.32		122,449.79
Capital Outlays		-	-	-	-	-	-	-		-
Regulation of Regional Health Facilities and Services		-	-	-	-	-	-	-	-	-
Personnel Services		-	-	-	-	-	-	-		-
Maintenance & Other Operating Expenses		-	-	-	-	-	-	-		-
Capital Outlays		-	-	-	-	-	-	-		-
CONSUMER HEALTH AND WELFARE SUB-PROGRAM										
Regulation of Health Products and Establishments		-	-	-	-	-	-	-	-	-
Personnel Services		-	-	-	-	-	-	-		-
Maintenance & Other Operating Expenses		-	-	-	-	-	-	-		-



PROGRAM/ACTIVITY/PROJECT	UACS CODE	TOTAL DISBURSEMENT					BALANCES			
		1st Qtr ending March 31	2nd Qtr ending June 30	3rd Qtr ending Sept. 30	4th Qtr ending Dec. 31	TOTAL (REGULAR FUND)	Unreleased Appropriation	Unobligated Allotment	UNPAID OBLIGATION	
									Due and Demandable	Not Yet Due and Demandable
Capital Outlays		-	-	-	-	-	-	-	-	-
										-
ROUTINE QUARANTINE SERVICES SUB-PROGRAM										
Provision of Quarantine Services and International Health Surveillance		-	-	-	-	-	-	-	-	-
Personnel Services		-	-	-	-	-	-	-	-	-
Maintenance & Other Operating Expenses		-	-	-	-	-	-	-	-	-
Capital Outlays		-	-	-	-	-	-	-	-	-
SUB-TOTAL, 00: ACCESS TO SAFE AND QUALITY HEALTH COMMODITIES		13,904,718.53	17,183,966.94	-	-	31,088,685.47	-	44,243,264.74	-	122,449.79
							-	-		-
PREXC 00: ACCESS TO SOCIAL HEALTH PROTECTION ASSURED										-
SOCIAL HEALTH PROTECTION PROGRAM										-
PROJECTS										-
LOCALLY - FUNDED PROJECTS		1,875,031.11	5,562,152.22	-	-	7,437,183.33	1,043,500,000.00	5,516,805,366.67	-	111,106,450.00
Assistance to Indigent Patients either confined or out patient s in government hos		1,875,031.11	5,562,152.22	-	-	7,437,183.33	1,043,500,000.00	5,516,805,366.67	-	111,106,450.00
Personnel Services		-	-	-	-	-	-	-	-	-
Maintenance & Other Operating Expenses		1,875,031.11	5,562,152.22	-	-	7,437,183.33	1,043,500,000.00	5,516,805,366.67		111,106,450.00
Capital Outlays		-	-	-	-	-	-	-	-	-
							-	-		-
SUB-TOTAL, 00: ACCESS TO SOCIAL HEALTH PROTECTION ASSURED		1,875,031.11	5,562,152.22	-	-	7,437,183.33	1,043,500,000.00	5,516,805,366.67	-	111,106,450.00
TOTAL, OPERATIONS		453,778,085.69	643,364,331.87	-	-	1,097,142,417.56	4,225,400,000.00	15,184,863,140.71	10,857.84	6,082,469,267.57
TOTAL NEW APPROPRIATIONS		579,683,785.03	839,110,852.32	-	-	1,418,794,637.35	4,225,400,000.00	17,920,974,559.16	944,249.32	6,263,630,765.99
PS		423,013,887.91	389,597,965.75	-	-	812,611,853.66	-	1,732,361,488.30	944,249.32	0.00
MOOE		147,069,897.12	337,062,886.57	-	-	484,132,783.69	1,388,500,000.00	15,193,368,222.24	-	5,592,875,571.21
CO		9,600,000.00	112,450,000.00	-	-	122,050,000.00	2,836,900,000.00	995,244,848.62	-	670,755,194.78
III. AUTOMATIC APPROPRIATION										
Retirement and Life Insurance Premium	01104102	7,524,948.94	3,922,534.73	-	-	11,447,483.67	-	34,427,766.33	-	0.00
Personnel Services		7,524,948.94	3,922,534.73	-	-	11,447,483.67	-	34,427,766.33		0.00
Maintenance & Other Operating Expenses		-	-	-	-	-	-	-	-	-
Capital Outlays		-	-	-	-	-	-	-	-	-
							-	-		
Custom and Duties and Taxes	01104105	-	-	-	-	-	-	-	-	70,727,505.00
Personnel Services		-	-	-	-	-	-	-		-
Maintenance & Other Operating Expenses		-	-	-	-	-	-	-		70,727,505.00
Capital Outlays		-	-	-	-	-	-	-		-
							-	-		
Franchise Tax	03104347	-	-	-	-	-	29,420,000.00	-	-	-
Personnel Services		-	-	-	-	-	-	-	-	-
Maintenance & Other Operating Expenses		-	-	-	-	-	29,420,000.00	-	-	-
Capital Outlays		-	-	-	-	-	-	-	-	-
							-	-		
Domestic Grant Proceeds (Financial Assistance) -BGH	03104347	-	-	-	-	-	-	-	-	-
Personnel Services		-	-	-	-	-	-	-		-
Maintenance & Other Operating Expenses		-	-	-	-	-	-	-		-
Capital Outlays		-	-	-	-	-	-	-		-
							-	-		
Regulation of Health Establishments and Products	03104348	-	-	-	-	-	-	-	-	-
Personnel Services		-	-	-	-	-	-	-		-
Maintenance & Other Operating Expenses		-	-	-	-	-	-	-		-
Capital Outlays		-	-	-	-	-	-	-		-
Provision of Quarantine Services and International Health	03104349	-	-	-	-	-	-	-	-	-
Personnel Services		-	-	-	-	-	-	-		-
Maintenance & Other Operating Expenses		-	-	-	-	-	-	-		-
Capital Outlays		-	-	-	-	-	-	-		-
Health Sector Policy Support Program - Phase II EU (DOH	04104159	-	-	-	-	-	-	-	-	-

PROGRAM/ACTIVITY/PROJECT	UACS CODE	TOTAL DISBURSEMENT					BALANCES			
		1st Qtr ending March 31	2nd Qtr ending June 30	3rd Qtr ending Sept. 30	4th Qtr ending Dec. 31	TOTAL (REGULAR FUND)	Unreleased Appropriation	Unobligated Allotment	UNPAID OBLIGATION	
									Due and Demandable	Not Yet Due and Demandable
Personnel Services		-	-	-	-	-	-	-	-	-
Maintenance & Other Operating Expenses		-	-	-	-	-	-	-	-	-
Capital Outlays		-	-	-	-	-	-	-	-	-
<b>SUB-TOTAL, AUTOMATIC APPROPRIATION</b>		<b>7,524,948.94</b>	<b>3,922,534.73</b>	-	-	<b>11,447,483.67</b>	<b>29,420,000.00</b>	<b>34,427,766.33</b>	-	<b>70,727,505.00</b>
<b>PS</b>		<b>7,524,948.94</b>	<b>3,922,534.73</b>	-	-	<b>11,447,483.67</b>	-	<b>34,427,766.33</b>	-	<b>0.00</b>
<b>MOOE</b>		-	-	-	-	-	<b>29,420,000.00</b>	-	-	<b>70,727,505.00</b>
<b>CO</b>		-	-	-	-	-	-	-	-	-
III. SPECIAL PURPOSE FUND										
<b>Pension and Graduity Fund</b>	<b>01101407</b>	-	-	-	-	-	-	-	-	-
Personnel Services		-	-	-	-	-	-	-	-	-
Maintenance & Other Operating Expenses		-	-	-	-	-	-	-	-	-
Capital Outlays		-	-	-	-	-	-	-	-	-
							-	-		
<b>Miscellaneous Personnel Benefits Fund</b>	<b>01101406</b>	-	-	-	-	-	-	<b>16,107,000.00</b>	-	-
Personnel Services		-	-	-	-	-	-	16,107,000.00	-	-
Maintenance & Other Operating Expenses		-	-	-	-	-	-	-	-	-
Capital Outlays		-	-	-	-	-	-	-	-	-
							-	-		
<b>QRF BAYANAHIAN ACT</b>	<b>1105202</b>	-	<b>34,761,949,964.00</b>	-	-	<b>34,761,949,964.00</b>	-	<b>4,356,570,385.49</b>	-	<b>768,859,000.00</b>
Personnel Services		-	-	-	-	-	-	-	-	-
Maintenance & Other Operating Expenses		-	33,411,949,964.00	-	-	33,411,949,964.00	-	3,139,989,385.49		495,835,000.00
Capital Outlays		-	1,350,000,000.00	-	-	1,350,000,000.00	-	1,216,581,000.00		273,024,000.00
							-	-		
<b>RA 11469 QRF -PCR</b>	<b>01102404</b>	-	<b>1,912,373,520.00</b>	-	-	<b>1,912,373,520.00</b>	-	<b>126,480.00</b>	-	-
Personnel Services		-	-	-	-	-	-	-	-	-
Maintenance & Other Operating Expenses		-	1,912,373,520.00	-	-	1,912,373,520.00	-	126,480.00		-
Capital Outlays		-	-	-	-	-	-	-		-
							-	-		
<b>Contingent Fund</b>	<b>01102402</b>	-	<b>50,000.00</b>	-	-	<b>50,000.00</b>	-	-	-	-
Personnel Services		-	-	-	-	-	-	-	-	-
Maintenance & Other Operating Expenses		-	50,000.00	-	-	50,000.00	-	-	-	-
Capital Outlays		-	-	-	-	-	-	-	-	-
							-	-		
<b>Calamity Funds</b>	<b>01101401</b>	-	<b>188,336,800.00</b>	-	-	<b>188,336,800.00</b>	-	<b>203,790,191.96</b>	-	<b>17,824,193.04</b>
Personnel Services		-	-	-	-	-	-	-	-	-
Maintenance & Other Operating Expenses		-	188,336,800.00	-	-	188,336,800.00	-	203,790,191.96		17,824,193.04
Capital Outlays		-	-	-	-	-	-	-	-	-
<b>SUB-TOTAL, SPECIAL PURPOSE</b>		-	<b>36,862,710,284.00</b>	-	-	<b>36,862,710,284.00</b>	-	<b>4,576,594,057.45</b>	-	<b>786,683,193.04</b>
<b>PS</b>		-	-	-	-	-	-	<b>16,107,000.00</b>	-	-
<b>MOOE</b>		-	<b>35,512,710,284.00</b>	-	-	<b>35,512,710,284.00</b>	-	<b>3,343,906,057.45</b>	-	<b>513,659,193.04</b>
<b>CO</b>		-	<b>1,350,000,000.00</b>	-	-	<b>1,350,000,000.00</b>	-	<b>1,216,581,000.00</b>	-	<b>273,024,000.00</b>
<b>TOTAL (CURRENT YEAR 2020)</b>		<b>587,208,733.97</b>	<b>37,705,743,671.05</b>	-	-	<b>38,292,952,405.02</b>	<b>4,254,820,000.00</b>	<b>22,531,996,382.94</b>	<b>944,249.32</b>	<b>7,121,041,464.03</b>
<b>PS</b>		<b>430,538,836.85</b>	<b>393,520,500.48</b>	-	-	<b>824,059,337.33</b>	-	<b>1,782,896,254.63</b>	<b>944,249.32</b>	<b>0.00</b>
<b>MOOE</b>		<b>147,069,897.12</b>	<b>35,849,773,170.57</b>	-	-	<b>35,996,843,067.69</b>	<b>1,417,920,000.00</b>	<b>18,537,274,279.69</b>	-	<b>6,177,262,269.25</b>
<b>CO</b>		<b>9,600,000.00</b>	<b>1,462,450,000.00</b>	-	-	<b>1,472,050,000.00</b>	<b>2,836,900,000.00</b>	<b>2,211,825,848.62</b>	-	<b>943,779,194.78</b>
<b>FE</b>										
<b>I. CONTINUING APPROPRIATION</b>										
<b>A. PROGRAMS</b>										
<b>I. GENERAL ADMINISTRATION AND SUPPORT</b>										
General Management and Supervision		11,925,321.67	1,166,865.72	-	-	13,092,187.39	-	10,329,266.68	-	8,229,742.80
Personnel Services		-	-	-	-	-	-	179,116.61		-
Maintenance & Other Operating Expenses		11,925,321.67	1,166,865.72	-	-	13,092,187.39	-	1,394,978.07		3,852,522.80
Capital Outlays		-	-	-	-	-	-	8,755,192.00		4,377,220.00
							-	-		-



PROGRAM/ACTIVITY/PROJECT	UACS CODE	TOTAL DISBURSEMENT					BALANCES			
		1st Qtr ending March 31	2nd Qtr ending June 30	3rd Qtr ending Sept. 30	4th Qtr ending Dec. 31	TOTAL (REGULAR FUND)	Unreleased Appropriation	Unobligated Allotment	UNPAID OBLIGATION	
									Due and Demandable	Not Yet Due and Demandable
Administration of Personnel Benefits		3,425,864.60	224,447.42	-	-	3,650,312.02	-	10,348,917.02	7,667,614.82	-
Personnel Services		3,425,864.60	224,447.42	-	-	3,650,312.02	-	10,348,917.02	7,667,614.82	-
Maintenance & Other Operating Expenses		-	-	-	-	-	-	-	-	-
Capital Outlays		-	-	-	-	-	-	-	-	-
<b>TOTAL, GASS</b>		<b>15,351,186.27</b>	<b>1,391,313.14</b>	<b>-</b>	<b>-</b>	<b>16,742,499.41</b>	<b>-</b>	<b>20,678,203.70</b>	<b>7,667,614.82</b>	<b>8,229,742.80</b>
<b>II. SUPPORT TO OPERATIONS</b>										
Health Information Technology		1,211,105.72	496,070.24	-	-	1,707,175.96	-	135,392,868.57	-	14,370,347.45
Personnel Services		-	-	-	-	-	-	48,360.50	-	-
Maintenance & Other Operating Expenses		1,211,105.72	496,070.24	-	-	1,707,175.96	-	83,007,925.75	-	5,890,107.45
Capital Outlays		-	-	-	-	-	-	52,336,582.32	-	8,480,240.00
Operations of Regional Offices		-	-	-	-	-	-	-	-	-
Personnel Services		-	-	-	-	-	-	-	-	-
Maintenance & Other Operating Expenses		-	-	-	-	-	-	-	-	-
Capital Outlays		-	-	-	-	-	-	-	-	-
<b>TOTAL, STO</b>		<b>1,211,105.72</b>	<b>496,070.24</b>	<b>-</b>	<b>-</b>	<b>1,707,175.96</b>	<b>-</b>	<b>135,392,868.57</b>	<b>-</b>	<b>14,370,347.45</b>
<b>III. OPERATIONS</b>										
PREXC 00 : ACCESS TO PROMOTIVE AND PREVENTIVE HEALTH CARE										
HEALTH POLICY AND STANDARDS DEVELOPMENT PROGRAM										
International Health Policy Development and Cooperation		273,739.89	235,285.12	-	-	509,025.01	-	322,493.06	-	213,330.29
Personnel Services		-	-	-	-	-	-	-	-	-
Maintenance & Other Operating Expenses		273,739.89	235,285.12	-	-	509,025.01	-	322,493.06	-	213,330.29
Capital Outlays		-	-	-	-	-	-	-	-	-
Health Sector Policy and Plan Development		445,088.84	10,849.54	-	-	455,938.38	-	3,402,714.64	-	25,509.00
Personnel Services		-	-	-	-	-	-	8,730.00	-	-
Maintenance & Other Operating Expenses		445,088.84	10,849.54	-	-	455,938.38	-	3,393,984.64	-	25,509.00
Capital Outlays		-	-	-	-	-	-	-	-	-
Health Sector Research Development		78,000.00	-	-	-	78,000.00	-	1,154,044.73	-	-
Personnel Services		-	-	-	-	-	-	106.99	-	-
Maintenance & Other Operating Expenses		78,000.00	-	-	-	78,000.00	-	1,153,937.74	-	-
Capital Outlays		-	-	-	-	-	-	-	-	-
HEALTH SYSTEMS STRENGTHENING PROGRAM										
SERVICE DELIVERY SUB-PROGRAM										
Health Facility Policy and Plan Development		1,232,027.25	527,337.09	-	-	1,759,364.34	-	2,113,997.12	-	681,700.00
Personnel Services		9,000.00	-	-	-	9,000.00	-	511,465.92	-	-
Maintenance & Other Operating Expenses		1,223,027.25	527,337.09	-	-	1,750,364.34	-	1,602,531.20	-	681,700.00
Capital Outlays		-	-	-	-	-	-	-	-	-
Health Facilities Enhancement Program		526,634.72	114,648,481.50	-	-	115,175,116.22	102,743,121.00	227,014,235.83	-	6,000,000.00
Personnel Services		-	-	-	-	-	-	-	-	-
Maintenance & Other Operating Expenses		526,634.72	4,681.50	-	-	531,316.22	-	214,235.83	-	-
Capital Outlays		-	114,643,800.00	-	-	114,643,800.00	102,743,121.00	226,800,000.00	-	6,000,000.00
Local Health Systems Development and Assistance		123,493.13	-	-	-	123,493.13	-	660,541.75	-	-
Personnel Services		-	-	-	-	-	-	146,480.00	-	-
Maintenance & Other Operating Expenses		123,493.13	-	-	-	123,493.13	-	514,061.75	-	-
Capital Outlays		-	-	-	-	-	-	-	-	-
Pharmaceutical Management		1,165,827.71	1,134,000.00	-	-	2,299,827.71	9,744,835.00	120,041,750.89	-	8,235,732.45
Personnel Services		-	-	-	-	-	-	397,196.08	-	-
Maintenance & Other Operating Expenses		1,165,827.71	1,134,000.00	-	-	2,299,827.71	9,744,835.00	119,644,554.81	-	8,235,732.45

PROGRAM/ACTIVITY/PROJECT	UACS CODE	TOTAL DISBURSEMENT					BALANCES			
		1st Qtr ending March 31	2nd Qtr ending June 30	3rd Qtr ending Sept. 30	4th Qtr ending Dec. 31	TOTAL (REGULAR FUND)	Unreleased Appropriation	Unobligated Allotment	UNPAID OBLIGATION	
									Due and Demandable	Not Yet Due and Demandable
Capital Outlays		-	-	-	-	-	-	-		-
							-	-		-
HEALTH HUMAN RESOURCE SUB-PROGRAM										
Human Resource for Health (HRH) Deployment		15,970,218.51	50,578,480.00	-	-	66,548,698.51	764,181,122.00	163,553,281.64	-	61,965.00
Personnel Services		191,487.31	-	-	-	191,487.31	-	35,662.42		-
Maintenance & Other Operating Expenses		15,778,731.20	50,578,480.00	-	-	66,357,211.20	764,181,122.00	163,553,619.22		61,965.00
Capital Outlays		-	-	-	-	-	-	-		-
							-	-		-
Human Resources for Health (HRH) and Institutional Capacity Management		2,022,909.95	215,062.26	-	-	2,237,972.21	-	1,106,156.11	-	395,190.00
Personnel Services		-	-	-	-	-	-	476,329.79		-
Maintenance & Other Operating Expenses		2,022,909.95	215,062.26	-	-	2,237,972.21	-	631,826.32		395,190.00
Capital Outlays		-	-	-	-	-	-	-		-
							-	-		-
HEALTH PROMOTION SUB-PROGRAM										
Health Promotion		245,600.98	410,045.58	-	-	655,646.56	-	11,989,821.92	-	492,500.00
Personnel Services		-	-	-	-	-	-	723,702.51		-
Maintenance & Other Operating Expenses		245,600.98	410,045.58	-	-	655,646.56	-	11,266,119.41		492,500.00
Capital Outlays		-	-	-	-	-	-	-		-
							-	-		-
PUBLIC HEALTH PROGRAM										
PUBLIC HEALTH MANAGEMENT SUB-PROGRAM										
Public Health Management		3,577,048.01	1,699,532.15	-	-	5,276,580.16	-	3,857,456.66	-	6,102,712.96
Personnel Services		25,000.00	-	-	-	25,000.00	-	1,854.33		-
Maintenance & Other Operating Expenses		3,552,048.01	1,699,532.15	-	-	5,251,580.16	-	3,855,602.33		6,102,712.96
Capital Outlays		-	-	-	-	-	-	-		-
							-	-		-
Operation of PNAC Secretariat		82,388.61	-	-	-	82,388.61	-	160,741.86	-	-
Personnel Services		-	-	-	-	-	-	-		-
Maintenance & Other Operating Expenses		82,388.61	-	-	-	82,388.61	-	160,741.86		-
Capital Outlays		-	-	-	-	-	-	-		-
							-	-		-
Complementary Feeding Program		-	-	-	-	-	-	-	-	-
Personnel Services		-	-	-	-	-	-	-		-
Maintenance & Other Operating Expenses		-	-	-	-	-	-	-		-
Capital Outlays		-	-	-	-	-	-	-		-
							-	-		-
ENVIRONMENTAL AND OCCUPATIONAL HEALTH SUB-PROGRAM										
Environmental and Occupational Health		-	-	-	-	-	-	-	-	-
Personnel Services		-	-	-	-	-	-	-		-
Maintenance & Other Operating Expenses		-	-	-	-	-	-	-		-
Capital Outlays		-	-	-	-	-	-	-		-
							-	-		-
NATIONAL IMMUNIZATION SUB-PROGRAM										
National Immunization		51,724,780.00	4,931,892.19	-	-	56,656,672.19	-	565,020,676.36	-	60,205,939.72
Personnel Services		-	-	-	-	-	-	-		-
Maintenance & Other Operating Expenses		51,724,780.00	4,931,892.19	-	-	56,656,672.19	-	565,020,676.36		60,205,939.72
Capital Outlays		-	-	-	-	-	-	-		-
							-	-		-
FAMILY HEALTH SUB-PROGRAM										
Family Health , Nutrition and Responsible Parenting		-	188,987,570.12	-	-	188,987,570.12	-	749,916,947.88	-	136,455,750.00
Personnel Services		-	-	-	-	-	-	-		-
Maintenance & Other Operating Expenses		-	188,987,570.12	-	-	188,987,570.12	-	749,916,947.88		136,455,750.00
Capital Outlays		-	-	-	-	-	-	-		-
							-	-		-
ELIMINATION OF INFECTIOUS DISEASES PROGRAM										
Elimination of Disease such as Malaria, Schistosomiasis, Leprosy and Filariasis		-	1,066,815.75	-	-	1,066,815.75	-	25,237,645.90	-	-
Personnel Services		-	-	-	-	-	-	-		-



PROGRAM/ACTIVITY/PROJECT	UACS CODE	TOTAL DISBURSEMENT					BALANCES			
		1st Qtr ending March 31	2nd Qtr ending June 30	3rd Qtr ending Sept. 30	4th Qtr ending Dec. 31	TOTAL (REGULAR FUND)	Unreleased Appropriation	Unobligated Allotment	UNPAID OBLIGATION	
									Due and Demandable	Not Yet Due and Demandable
Maintenance & Other Operating Expenses		-	1,066,815.75	-	-	1,066,815.75	-	25,237,645.90		-
Capital Outlays		-	-	-	-	-	-	-		-
							-	-		-
Rabies Control		-	-	-	-	-	-	797,505.00	-	27,304,920.00
Personnel Services		-	-	-	-	-	-	-		-
Maintenance & Other Operating Expenses		-	-	-	-	-	-	797,505.00		27,304,920.00
Capital Outlays		-	-	-	-	-	-	-		-
										-
PREVENTION AND CONTROL OF INFECTIOUS DISEASES SUB-PROGRAM										
Prevention and Control of Other Infectious Disease		-	-	-	-	-	0.00	2,124,708.31	-	16,931,684.00
Personnel Services		-	-	-	-	-	-	-		-
Maintenance & Other Operating Expenses		-	-	-	-	-	0.00	2,124,708.31		16,931,684.00
Capital Outlays		-	-	-	-	-	-	-		-
							-	-		-
TB Control		-	-	-	-	-	-	36,007.67	-	4,774,827.20
Personnel Services		-	-	-	-	-	-	-		-
Maintenance & Other Operating Expenses		-	-	-	-	-	-	36,007.67		4,774,827.20
Capital Outlays		-	-	-	-	-	-	-		-
							-	-		-
Assistance to Philippine Tuberculosis		-	-	-	-	-	-	-	-	-
Personnel Services		-	-	-	-	-	-	-		-
Maintenance & Other Operating Expenses		-	-	-	-	-	-	-		-
Capital Outlays		-	-	-	-	-	-	-		-
										-
NON COMMUNICABLE DISEASES SUB-PROGRAM										
Prevention and Control of Non-Communicable Diseases		-	10,140,000.00	-	-	10,140,000.00	50,000,000.00	2,824,507.00	-	12,570,000.00
Personnel Services		-	-	-	-	-	-	-		-
Maintenance & Other Operating Expenses		-	10,140,000.00	-	-	10,140,000.00	50,000,000.00	2,824,507.00		12,570,000.00
Capital Outlays		-	-	-	-	-	-	-		-
										-
EPIDEMIOLOGY AND SURVEILLANCE PROGRAM										
Epidemiology and Surveillance		2,377,388.76	20,466.16	-	-	2,397,854.92	-	10,795,187.37	-	426,753.43
Personnel Services		-	-	-	-	-	-	-		-
Maintenance & Other Operating Expenses		2,377,388.76	20,466.16	-	-	2,397,854.92	-	10,795,187.37		426,753.43
Capital Outlays		-	-	-	-	-	-	-		-
										-
HEALTH EMERGENCY MANAGEMENT PROGRAM										
Health Emergency Preparedness and Response		224,930.38	24,167.26	-	-	249,097.64	-	620,916.07	-	3,905,800.00
Personnel Services		-	-	-	-	-	-	109,534.96		-
Maintenance & Other Operating Expenses		224,930.38	24,167.26	-	-	249,097.64	-	511,381.11		3,905,800.00
Capital Outlays		-	-	-	-	-	-	-		-
							-	-		-
Quick Response Fund		553,000.00	75,500.00	-	-	628,500.00	(0.00)	7,668,549.04	-	-
Personnel Services		-	-	-	-	-	-	-		-
Maintenance & Other Operating Expenses		553,000.00	75,500.00	-	-	628,500.00	-	3,974,584.04		-
Capital Outlays		-	-	-	-	-	(0.00)	3,693,965.00		-
							-	-		-
SUB-TOTAL, 00 : ACCESS TO PROMOTIVE AND PRECVENTIVE HEALTH CARE		80,623,076.74	374,705,484.72	-	-	455,328,561.46	926,669,078.00	1,900,457,886.81	-	284,784,314.05
PREXC 00 : ACCESS TO CURATIVE AND REHABILITATIVE HEALTH CARE										
HEALTH FACILITIES OPERATION PROGRAM										
CURATIVE HEALTH CARE SUB-PROGRAM										
Operation of Blood Centers and National Voluntary Blood Services Program		2,141,781.72	60,659.42	-	-	2,202,441.14	-	10,188,941.78	-	39,613,966.67
Personnel Services		-	-	-	-	-	-	-		-
Maintenance & Other Operating Expenses		2,141,781.72	60,659.42	-	-	2,202,441.14	-	10,188,941.78		39,613,966.67
Capital Outlays		-	-	-	-	-	-	-		-
							-	-		-


PROGRAM/ACTIVITY/PROJECT	UACS CODE	TOTAL DISBURSEMENT					BALANCES			
		1st Qtr ending March 31	2nd Qtr ending June 30	3rd Qtr ending Sept. 30	4th Qtr ending Dec. 31	TOTAL (REGULAR FUND)	Unreleased Appropriation	Unobligated Allotment	UNPAID OBLIGATION	
									Due and Demandable	Not Yet Due and Demandable
Operation of DOH Hospitals in Metro Manila (MMd)		-	-	-	-	-	-	-	-	-
Personnel Services		-	-	-	-	-	-	-	-	-
Maintenance & Other Operating Expenses		-	-	-	-	-	-	-	-	-
Capital Outlays		-	-	-	-	-	-	-	-	-
							-	-		-
Operation of DOH Regional Hospitals and Other Health Facilities		-	-	-	-	-	-	-	-	-
Personnel Services		-	-	-	-	-	-	-	-	-
Maintenance & Other Operating Expenses		-	-	-	-	-	-	-	-	-
Capital Outlays		-	-	-	-	-	-	-	-	-
							-	-		-
Operation of National Reference Laboratories		-	-	-	-	-	-	-	-	-
Personnel Services		-	-	-	-	-	-	-	-	-
Maintenance & Other Operating Expenses		-	-	-	-	-	-	-	-	-
Capital Outlays		-	-	-	-	-	-	-	-	-
										-
REHABILITATIVE HEALTH CARE SUB-PROGRAM										
Operation of Dangerous Drug Abuse Treatment and Rehabilitation Centers		497,697.15	-	-	-	497,697.15	29,000,000.00	1,792,624.22	-	10,900.00
Personnel Services		-	-	-	-	-	29,000,000.00	266,356.39		-
Maintenance & Other Operating Expenses		497,697.15	-	-	-	497,697.15	-	1,526,267.83		10,900.00
Capital Outlays		-	-	-	-	-	-	-		-
<b>SUB-TOTAL, 00 : ACCESS TO CURATIVE AND REHABILITATIVE HEALTH CARE</b>		<b>2,639,478.87</b>	<b>60,659.42</b>	<b>-</b>	<b>-</b>	<b>2,700,138.29</b>	<b>29,000,000.00</b>	<b>11,981,566.00</b>	<b>-</b>	<b>39,624,866.67</b>
PREXC 00 : ACCESS TO SAFE AND QUALITY HEALTH COMMODITIES, DE										
HEALTH REGULATORY PROGRAM										
HEALTH FACILITIES AND SERVICES REGULATION SUB-PROGRAM										
Regulations of Health Facilities and Services		2,163,171.41	1,341,863.99	-	-	3,505,035.40	-	3,528,981.60	-	685,513.91
Personnel Services		-	-	-	-	-	-	223,527.00		-
Maintenance & Other Operating Expenses		2,163,171.41	1,341,863.99	-	-	3,505,035.40	-	3,305,454.60		685,513.91
Capital Outlays		-	-	-	-	-	-	-		-
							-	-		-
Regulation of Regional Health Facilities and Services		-	-	-	-	-	-	-	-	-
Personnel Services		-	-	-	-	-	-	-		-
Maintenance & Other Operating Expenses		-	-	-	-	-	-	-		-
Capital Outlays		-	-	-	-	-	-	-		-
										-
CONSUMER HEALTH AND WELFARE SUB-PROGRAM										
Regulation of Health Products and Establishments		-	-	-	-	-	-	-	-	-
Personnel Services		-	-	-	-	-	-	-		-
Maintenance & Other Operating Expenses		-	-	-	-	-	-	-		-
Capital Outlays		-	-	-	-	-	-	-		-
										-
ROUTINE QUARANTINE SERVICES SUB-PROGRAM										
Provision of Quarantine Services and International Health Surveillance		-	-	-	-	-	-	-	-	-
Personnel Services		-	-	-	-	-	-	-		-
Maintenance & Other Operating Expenses		-	-	-	-	-	-	-		-
Capital Outlays		-	-	-	-	-	-	-		-
<b>SUB-TOTAL, 00: ACCESS TO SAFE AND QUALITY HEALTH COMMODITIES</b>		<b>2,163,171.41</b>	<b>1,341,863.99</b>	<b>-</b>	<b>-</b>	<b>3,505,035.40</b>	<b>-</b>	<b>3,528,981.60</b>	<b>-</b>	<b>685,513.91</b>
							-	-		-
PREXC 00: ACCESS TO SOCIAL HEALTH PROTECTION ASSURED										-
SOCIAL HEALTH PROTECTION PROGRAM										-
PROJECTS										-
<b>LOCALLY - FUNDED PROJECTS</b>		<b>394,141.41</b>	<b>66,533,895.93</b>	<b>-</b>	<b>-</b>	<b>66,928,037.34</b>	<b>-</b>	<b>794,557,380.81</b>	<b>-</b>	<b>249,110,134.10</b>
Assistance to Indigent Patients either confined or out patient s in government hos		394,141.41	66,533,895.93	-	-	66,928,037.34	-	794,557,380.81	-	249,110,134.10
Personnel Services		-	-	-	-	-	-	-		-
Maintenance & Other Operating Expenses		394,141.41	66,533,895.93	-	-	66,928,037.34	-	794,557,380.81		249,110,134.10
Capital Outlays		-	-	-	-	-	-	-		-
							-	-		-



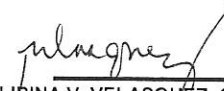
PROGRAM/ACTIVITY/PROJECT	UACS CODE	TOTAL DISBURSEMENT					BALANCES			
		1st Qtr ending March 31	2nd Qtr ending June 30	3rd Qtr ending Sept. 30	4th Qtr ending Dec. 31	TOTAL (REGULAR FUND)	Unreleased Appropriation	Unobligated Allotment	UNPAID OBLIGATION	
									Due and Demandable	Not Yet Due and Demandable
SUB-TOTAL, 00: ACCESS TO SOCIAL HEALTH PROTECTION ASSURED		394,141.41	66,533,895.93	-	-	66,928,037.34	-	794,557,380.81	-	249,110,134.10
TOTAL, OPERATIONS		85,819,868.43	442,641,904.06	-	-	528,461,772.49	955,669,078.00	2,710,525,815.22	-	574,204,828.73
TOTAL SPECIFIC BUDGET (CONAP)		102,382,160.42	444,529,287.44	-	-	546,911,447.86	955,669,078.00	2,866,596,887.49	7,667,614.82	596,804,918.98
PS		3,651,351.91	224,447.42	-	-	3,875,799.33	29,000,000.00	13,477,340.52	7,667,614.82	-
MOOE		98,730,808.51	329,661,040.02	-	-	428,391,848.53	823,925,957.00	2,561,533,807.65	-	577,947,458.98
CO		-	114,643,800.00	-	-	114,643,800.00	102,743,121.00	291,585,739.32	-	18,857,460.00
III. AUTOMATIC APPROPRIATION										
Retirement and Life Insurance Premium	01104102	-	-	-	-	-	-	-	-	-
Personnel Services		-	-	-	-	-	-	-	-	-
Maintenance & Other Operating Expenses		-	-	-	-	-	-	-	-	-
Capital Outlays		-	-	-	-	-	-	-	-	-
Custom and Duties and Taxes	01104105	-	-	-	-	-	-	-	-	-
Personnel Services		-	-	-	-	-	-	-	-	-
Maintenance & Other Operating Expenses		-	-	-	-	-	-	-	-	-
Capital Outlays		-	-	-	-	-	-	-	-	-
Franchise Tax	03104347	-	-	-	-	-	-	-	-	-
Personnel Services		-	-	-	-	-	-	-	-	-
Maintenance & Other Operating Expenses		-	-	-	-	-	-	-	-	-
Capital Outlays		-	-	-	-	-	-	-	-	-
Domestic Grant Proceeds (Financial Assistance) -BGH	03104347	-	-	-	-	-	-	-	-	-
Personnel Services		-	-	-	-	-	-	-	-	-
Maintenance & Other Operating Expenses		-	-	-	-	-	-	-	-	-
Capital Outlays		-	-	-	-	-	-	-	-	-
Regulation of Health Establishments and Products	03104348	-	-	-	-	-	-	-	-	-
Personnel Services		-	-	-	-	-	-	-	-	-
Maintenance & Other Operating Expenses		-	-	-	-	-	-	-	-	-
Capital Outlays		-	-	-	-	-	-	-	-	-
Provision of Quarantine Services and International Health	03104349	-	-	-	-	-	-	-	-	-
Personnel Services		-	-	-	-	-	-	-	-	-
Maintenance & Other Operating Expenses		-	-	-	-	-	-	-	-	-
Capital Outlays		-	-	-	-	-	-	-	-	-
Health Sector Policy Support Program - Phase II EU (DOH)	04104159	-	-	-	-	-	-	-	-	-
Personnel Services		-	-	-	-	-	-	-	-	-
Maintenance & Other Operating Expenses		-	-	-	-	-	-	-	-	-
Capital Outlays		-	-	-	-	-	-	-	-	-
SUB-TOTAL, AUTOMATIC APPROPRIATION		-	-	-	-	-	-	-	-	-
PS		-	-	-	-	-	-	-	-	-
MOOE		-	-	-	-	-	-	-	-	-
CO		-	-	-	-	-	-	-	-	-
III. SPECIAL PURPOSE FUND										
Pension and Graduity Fund	01101407	-	-	-	-	-	-	-	-	-
Personnel Services		-	-	-	-	-	-	-	-	-
Maintenance & Other Operating Expenses		-	-	-	-	-	-	-	-	-
Capital Outlays		-	-	-	-	-	-	-	-	-
Miscellaneous Personnel Benefits Fund	01101406	10,000.00	-	-	-	10,000.00	(0.00)	0.00	8,118,385.18	-
Personnel Services		10,000.00	-	-	-	10,000.00	(0.00)	0.00	8,118,385.18	-
Maintenance & Other Operating Expenses		-	-	-	-	-	-	-	-	-
Capital Outlays		-	-	-	-	-	-	-	-	-

PROGRAM/ACTIVITY/PROJECT	UACS CODE	TOTAL DISBURSEMENT					BALANCES			
		1st Qtr ending March 31	2nd Qtr ending June 30	3rd Qtr ending Sept. 30	4th Qtr ending Dec. 31	TOTAL (REGULAR FUND)	Unreleased Appropriation	Unobligated Allotment	UNPAID OBLIGATION	
									Due and Demandable	Not Yet Due and Demandable
							-	-		
International Commitment Fund	01101405	-	-	-	-	-	-	-	-	-
Personnel Services		-	-	-	-	-	-	-		-
Maintenance & Other Operating Expenses		-	-	-	-	-	-	-		-
Capital Outlays		-	-	-	-	-	-	-		-
							-	-		
E-Government Fund	01102404	-	-	-	-	-	-	-	-	-
Personnel Services		-	-	-	-	-	-	-		-
Maintenance & Other Operating Expenses		-	-	-	-	-	-	-		-
Capital Outlays		-	-	-	-	-	-	-		-
							-	-		
Contingent Fund	01102402	-	-	-	-	-	-	-	-	-
Personnel Services		-	-	-	-	-	-	-		-
Maintenance & Other Operating Expenses		-	-	-	-	-	-	-		-
Capital Outlays		-	-	-	-	-	-	-		-
							-	-		
Calamity Funds	01101401	-	-	-	-	-	-	-	-	-
Personnel Services		-	-	-	-	-	-	-		-
Maintenance & Other Operating Expenses		-	-	-	-	-	-	-		-
Capital Outlays		-	-	-	-	-	-	-		-
SUB-TOTAL, SPECIAL PURPOSE		10,000.00	-	-	-	10,000.00	(0.00)	0.00	8,118,385.18	-
PS		10,000.00	-	-	-	10,000.00	(0.00)	0.00	8,118,385.18	-
MOOE		-	-	-	-	-	-	-	-	-
CO		-	-	-	-	-	-	-	-	-
TOTAL (CONAP 2018)		102,392,160.42	444,529,287.44	-	-	546,921,447.86	955,669,078.00	2,866,596,887.49	15,786,000.00	596,804,918.98
PS		3,661,351.91	224,447.42	-	-	3,885,799.33	29,000,000.00	13,477,340.52	15,786,000.00	-
MOOE		98,730,808.51	329,661,040.02	-	-	428,391,848.53	823,925,957.00	2,561,533,807.65	-	577,947,458.98
CO		-	114,643,800.00	-	-	114,643,800.00	102,743,121.00	291,585,739.32	-	18,857,460.00
FE										
GRAND TOTAL (CURRENT + CONAP)		689,600,894.40	38,150,272,958.49	-	-	38,839,873,852.89	5,210,489,078.00	25,398,593,270.43	16,730,249.32	7,717,846,383.01
PS		434,200,188.76	393,744,947.90	-	-	827,945,136.66	29,000,000.00	1,796,373,595.15	16,730,249.32	0.00
MOOE		245,800,705.63	36,179,434,210.59	-	-	36,425,234,916.22	2,241,845,957.00	21,098,808,087.34	-	6,755,209,728.23
CO		9,600,000.00	1,577,093,800.00	-	-	1,586,693,800.00	2,939,643,121.00	2,503,411,587.94	-	962,636,654.78
FE		-	-	-	-	-	-	-	-	-


Certified Correct:

  
AGNES D. MARFORI  
OIC, BUDGET DIVISION


Certified Correct:

  
FILIPINA V. VELASQUEZ, CPA, MM  
OIC, ACCOUNTING DIVISION

Recommending Approval :

  
ROWENA C. LORA, CPA, MM  
OIC, DIRECTOR IV  
FINANCIAL AND MANAGEMENT SERVICE

Approved By :

  
ROGER P. TONG-AN, DMPA, MAN, RN  
UNDERSECRETARY OF HEALTH  
ADMINISTRATION AND FINANCIAL MANAGEMENT T