

STATEMENT OF APPROPRIATIONS, ALLOTMENTS, OBLIGATIONS, DISBURSEMENTS AND BALANCES

As of the Quarter Ending March 31, 2020

Department: Department of Health (DOH)

Agency: Office of the Secretary

Operating Unit: Central Office

Organization Code (UACS): 130010000000

Fund Cluster: 01 - Regular Agency Fund, 04 - Special Accounts/ Foreign Assisted

PROGRAM/ACTIVITY/PROJECT	UACS CODE	APPROPRIATION				ALLOTMENTS					TOTAL OBLIGATION				
		Authorized Appropriation	Adjustments (Transfer To/From Realignment)	Within Dept.	Adjusted Appropriations	Allotments Received	Adjustments (Withdrawal, Realignment)	(Transfer to)	Transfer from	Adjusted Total Allotments	1st Qtr ending March 31	2nd Qtr ending June 30	3rd Qtr ending Sept. 30	4th Qtr ending Dec. 31	TOTAL (REGULAR FUND)
			SARO's Releases for APB and HFEP												
I. NEW APPROPRIATION (CURRENT)															
A. PROGRAMS															
I. GENERAL ADMINISTRATION AND SUPPORT															
General Management and Supervision		628,141,000.00	-	(2,210,700.00)	625,930,300.00	628,141,000.00	-	(2,210,700.00)	-	625,930,300.00	149,864,729.61	-	-	-	149,864,729.61
Personnel Services		325,133,000.00		-	325,133,000.00	325,133,000.00	-	-		325,133,000.00	70,824,836.75	-	-	-	70,824,836.75
Maintenance & Other Operating Expenses		303,008,000.00		(2,210,700.00)	300,797,300.00	303,008,000.00	-	(2,210,700.00)		300,797,300.00	79,039,892.86	-	-	-	79,039,892.86
Capital Outlays				-	-	-	-	-		-	-	-	-	-	-
				-	-					-	-	-	-	-	-
Administration of Personnel Benefits		1,466,325,000.00	-	(52,846,798.56)	1,413,478,201.44	1,466,325,000.00	-	(52,846,798.56)	-	1,413,478,201.44	1,942,943.59	-	-	-	1,942,943.59
Personnel Services		1,466,325,000.00		(52,846,798.56)	1,413,478,201.44	1,466,325,000.00	-	(52,846,798.56)		1,413,478,201.44	1,942,943.59	-	-	-	1,942,943.59
Maintenance & Other Operating Expenses				-	-	-	-	-		-	-	-	-	-	-
Capital Outlays				-	-	-	-	-		-	-	-	-	-	-
TOTAL, GASS		2,094,466,000.00	-	(55,057,498.56)	2,039,408,501.44	2,094,466,000.00	-	(55,057,498.56)	-	2,039,408,501.44	151,807,673.20	-	-	-	151,807,673.20
				-											
II. SUPPORT TO OPERATIONS				-											
Health Information Technology		1,242,673,000.00	-	(24,736,025.60)	1,217,936,974.40	1,242,673,000.00	-	(24,736,025.60)	-	1,217,936,974.40	36,567,998.40	-	-	-	36,567,998.40
Personnel Services		6,294,000.00		-	6,294,000.00	6,294,000.00	-	-		6,294,000.00	5,061,556.45	-	-	-	5,061,556.45
Maintenance & Other Operating Expenses		426,401,000.00		(24,736,025.60)	401,664,974.40	426,401,000.00	-	(24,736,025.60)		401,664,974.40	21,906,441.95	-	-	-	21,906,441.95
Capital Outlays		809,978,000.00		-	809,978,000.00	809,978,000.00	-	-		809,978,000.00	9,600,000.00	-	-	-	9,600,000.00
				-	-					-	-	-	-	-	-
Operations of Regional Offices		-	-	-	-	-	-	-	-	-	-	-	-	-	-
Personnel Services				-	-					-	-	-	-	-	-
Maintenance & Other Operating Expenses				-	-					-	-	-	-	-	-
Capital Outlays				-	-					-	-	-	-	-	-
				-	-					-	-	-	-	-	-
TOTAL, STO		1,242,673,000.00	-	(24,736,025.60)	1,217,936,974.40	1,242,673,000.00	-	(24,736,025.60)	-	1,217,936,974.40	36,567,998.40	-	-	-	36,567,998.40
				-											
III. OPERATIONS				-											
PREXC OO : ACCESS TO PROMOTIVE AND PRECVENTIVE HEALTH CARE SERVICES IMPROVED				-											
HEALTH POLICY AND STANDARDS DEVELOPMENT PROGRAM				-											
International Health Policy Development and Cooperation		40,572,000.00	-	(1,700,000.00)	38,872,000.00	40,572,000.00	-	(1,700,000.00)	-	38,872,000.00	6,825,463.47	-	-	-	6,825,463.47
Personnel Services		22,744,000.00		-	22,744,000.00	22,744,000.00	-	-		22,744,000.00	5,114,942.99	-	-	-	5,114,942.99
Maintenance & Other Operating Expenses		17,828,000.00		(1,700,000.00)	16,128,000.00	17,828,000.00	-	(1,700,000.00)		16,128,000.00	1,710,520.48	-	-	-	1,710,520.48
Capital Outlays				-	-	-	-	-		-	-	-	-	-	-
				-	-					-	-	-	-	-	-
Health Sector Policy and Plan Development		51,080,000.00	-	-	51,080,000.00	51,080,000.00	-	-	-	51,080,000.00	9,350,732.35	-	-	-	9,350,732.35
Personnel Services		27,868,000.00		-	27,868,000.00	27,868,000.00	-	-		27,868,000.00	7,454,881.72	-	-	-	7,454,881.72
Maintenance & Other Operating Expenses		23,212,000.00		-	23,212,000.00	23,212,000.00	-	-		23,212,000.00	1,895,850.63	-	-	-	1,895,850.63
Capital Outlays				-	-	-	-	-		-	-	-	-	-	-
				-	-					-	-	-	-	-	-
Health Sector Research Development		184,808,000.00	-	(700,000.00)	184,108,000.00	184,808,000.00	-	(700,000.00)	-	184,108,000.00	77,750.00	-	-	-	77,750.00
Personnel Services		53,702,000.00		-	53,702,000.00	53,702,000.00	-	-		53,702,000.00	-	-	-	-	-
Maintenance & Other Operating Expenses		131,106,000.00		(700,000.00)	130,406,000.00	131,106,000.00	-	(700,000.00)		130,406,000.00	77,750.00	-	-	-	77,750.00
Capital Outlays				-	-	-	-	-		-	-	-	-	-	-
				-	-					-	-	-	-	-	-
HEALTH SYSTEMS STRENGTHENING PROGRAM				-											
SERVICE DELIVERY SUB-PROGRAM				-											

PROGRAM/ACTIVITY/PROJECT	UACS CODE	APPROPRIATION				ALLOTMENTS					TOTAL OBLIGATION				
		Authorized Appropriation	Adjustments (Transfer To/From Realignment)	Within Dept.	Adjusted Appropriations	Allotments Received	Adjustments (Withdrawal, Realignment)	(Transfer to)	Transfer from	Adjusted Total Allotments	1st Qtr ending March 31	2nd Qtr ending June 30	3rd Qtr ending Sept. 30	4th Qtr ending Dec. 31	TOTAL (REGULAR FUND)
			SARO's Releases for APB and HFEP												
Health Facility Policy and Plan Development		176,176,000.00	-	(31,550,000.00)	144,626,000.00	176,176,000.00	-	(31,550,000.00)	-	144,626,000.00	12,834,145.44	-	-	-	12,834,145.44
Personnel Services		30,652,000.00		-	30,652,000.00	30,652,000.00	-	-		30,652,000.00	6,566,216.04	-	-	-	6,566,216.04
Maintenance & Other Operating Expenses		145,524,000.00		(31,550,000.00)	113,974,000.00	145,524,000.00	-	(31,550,000.00)		113,974,000.00	6,267,929.40	-	-	-	6,267,929.40
Capital Outlays		-		-	-	-	-	-		-	-	-	-	-	-
				-	-					-	-	-	-	-	-
Health Facilities Enhancement Program		8,384,381,000.00	-	(5,457,760,000.00)	2,926,621,000.00	5,897,481,000.00	-	(5,457,760,000.00)	-	439,721,000.00	2,628,891.92	-	-	-	2,628,891.92
Personnel Services				-	-	-	-	-		-	-	-	-	-	-
Maintenance & Other Operating Expenses		32,771,000.00		-	32,771,000.00	32,771,000.00	-	-		32,771,000.00	2,628,891.92	-	-	-	2,628,891.92
Capital Outlays		8,351,610,000.00		(5,457,760,000.00)	2,893,850,000.00	5,864,710,000.00	-	(5,457,760,000.00)		406,950,000.00	-	-	-	-	-
				-	-					-	-	-	-	-	-
Local Health Systems Development and Assistance		74,824,000.00	-	(31,536,974.40)	43,287,025.60	74,824,000.00	-	(31,536,974.40)	-	43,287,025.60	5,779,542.62	-	-	-	5,779,542.62
Personnel Services		7,092,000.00		-	7,092,000.00	7,092,000.00	-	-		7,092,000.00	4,402,482.04	-	-	-	4,402,482.04
Maintenance & Other Operating Expenses		67,732,000.00		(31,536,974.40)	36,195,025.60	67,732,000.00	-	(31,536,974.40)		36,195,025.60	1,377,060.58	-	-	-	1,377,060.58
Capital Outlays		-		-	-	-	-	-		-	-	-	-	-	-
				-	-					-	-	-	-	-	-
Pharmaceutical Management		102,017,000.00	-	(7,457,506.80)	94,559,493.20	99,017,000.00	-	(7,457,506.80)	-	91,559,493.20	2,321,552.90	-	-	-	2,321,552.90
Personnel Services				-	-	-	-	-		-	-	-	-	-	-
Maintenance & Other Operating Expenses		102,017,000.00		(7,457,506.80)	94,559,493.20	99,017,000.00	-	(7,457,506.80)		91,559,493.20	2,321,552.90	-	-	-	2,321,552.90
Capital Outlays				-	-	-	-	-		-	-	-	-	-	-
				-	-					-	-	-	-	-	-
HEALTH HUMAN RESOURCE SUB-PROGRAM				-											
Human Resource for Health (HRH) Deployment		9,953,532,000.00	-	(8,759,869,759.95)	1,193,662,240.05	9,953,532,000.00	-	(8,759,869,759.95)	-	1,193,662,240.05	610,853,276.63	-	-	-	610,853,276.63
Personnel Services		7,500,000,000.00		(6,944,715,246.95)	555,284,753.05	7,500,000,000.00	-	(6,944,715,246.95)		555,284,753.05	479,110,066.63	-	-	-	479,110,066.63
Maintenance & Other Operating Expenses		2,453,532,000.00		(1,815,154,513.00)	638,377,487.00	2,453,532,000.00	-	(1,815,154,513.00)		638,377,487.00	131,743,210.00	-	-	-	131,743,210.00
Capital Outlays		-		-	-	-	-	-		-	-	-	-	-	-
				-	-					-	-	-	-	-	-
Human Resources for Health (HRH) and Institutional Capacity Management		105,012,000.00	-	-	105,012,000.00	105,012,000.00	-	-	-	105,012,000.00	10,562,947.83	-	-	-	10,562,947.83
Personnel Services		39,588,000.00		-	39,588,000.00	39,588,000.00	-	-		39,588,000.00	5,701,302.55	-	-	-	5,701,302.55
Maintenance & Other Operating Expenses		65,424,000.00		-	65,424,000.00	65,424,000.00	-	-		65,424,000.00	4,861,645.28	-	-	-	4,861,645.28
Capital Outlays				-	-	-	-	-		-	-	-	-	-	-
				-	-					-	-	-	-	-	-
HEALTH PROMOTION SUB-PROGRAM				-											
Health Promotion		222,399,000.00	-	-	222,399,000.00	222,399,000.00	-	-	-	222,399,000.00	6,476,329.97	-	-	-	6,476,329.97
Personnel Services		26,115,000.00		-	26,115,000.00	26,115,000.00	-	-		26,115,000.00	3,640,842.83	-	-	-	3,640,842.83
Maintenance & Other Operating Expenses		196,284,000.00		-	196,284,000.00	196,284,000.00	-	-		196,284,000.00	2,835,487.14	-	-	-	2,835,487.14
Capital Outlays		-		-	-	-	-	-		-	-	-	-	-	-
				-											
PUBLIC HEALTH PROGRAM				-											
PUBLIC HEALTH MANAGEMENT SUB-PROGRAM				-											
Public Health Management		1,322,084,000.00	-	(179,365,955.90)	1,142,718,044.10	1,117,084,000.00	-	(179,365,955.90)	-	937,718,044.10	276,929,551.21	-	-	-	276,929,551.21
Personnel Services		376,000.00		-	376,000.00	376,000.00	-	-		376,000.00	18,440.34	-	-	-	18,440.34
Maintenance & Other Operating Expenses		1,321,708,000.00		(179,365,955.90)	1,142,342,044.10	1,116,708,000.00	-	(179,365,955.90)		937,342,044.10	276,911,110.87	-	-	-	276,911,110.87
Capital Outlays		-		-	-	-	-	-		-	-	-	-	-	-
				-	-					-	-	-	-	-	-
Operation of PNAC Secretariat		14,358,000.00	-	-	14,358,000.00	14,358,000.00	-	-	-	14,358,000.00	1,828,929.52	-	-	-	1,828,929.52
Personnel Services		4,624,000.00		-	4,624,000.00	4,624,000.00	-	-		4,624,000.00	1,057,304.80	-	-	-	1,057,304.80
Maintenance & Other Operating Expenses		9,734,000.00		-	9,734,000.00	9,734,000.00	-	-		9,734,000.00	771,624.72	-	-	-	771,624.72
Capital Outlays		-		-	-	-	-	-		-	-	-	-	-	-
				-											
Complementary Feeding Program		62,000,000.00	-	-	62,000,000.00	-	-	-	-	-	-	-	-	-	-
Personnel Services				-	-	-	-	-		-	-	-	-	-	-
Maintenance & Other Operating Expenses		62,000,000.00		-	62,000,000.00	-	-	-		-	-	-	-	-	-
Capital Outlays				-	-	-	-	-		-	-	-	-	-	-
				-											
ENVIRONMENTAL AND OCCUPATIONAL HEALTH SUB-PROGRAM				-											
Environmental and Occupational Health		352,025,000.00	-	(1,250,000.00)	350,775,000.00	2,025,000.00	-	(1,250,000.00)	-	775,000.00	-	-	-	-	-
Personnel Services				-	-	-	-	-		-	-	-	-	-	-

PROGRAM/ACTIVITY/PROJECT	UACS CODE	APPROPRIATION				ALLOTMENTS					TOTAL OBLIGATION				
		Authorized Appropriation	Adjustments (Transfer To/From Realignment)	Within Dept.	Adjusted Appropriations	Allotments Received	Adjustments (Withdrawal, Realignment)	(Transfer to)	Transfer from	Adjusted Total Allotments	1st Qtr ending March 31	2nd Qtr ending June 30	3rd Qtr ending Sept. 30	4th Qtr ending Dec. 31	TOTAL (REGULAR FUND)
			SARO's Releases for APB and HFEP												
Maintenance & Other Operating Expenses		2,025,000.00		(1,250,000.00)	775,000.00	2,025,000.00	-	(1,250,000.00)		775,000.00	-	-	-	-	-
Capital Outlays		350,000,000.00		-	350,000,000.00	-	-	-		-	-	-	-	-	-
				-											
NATIONAL IMMUNIZATION SUB-PROGRAM															
National Immunization		7,543,001,000.00	-	-	7,543,001,000.00	7,543,001,000.00	-	-	-	7,543,001,000.00	150,000,000.00	-	-	-	150,000,000.00
Personnel Services				-	-	-	-	-		-	-	-	-	-	-
Maintenance & Other Operating Expenses		7,543,001,000.00		-	7,543,001,000.00	7,543,001,000.00	-	-		7,543,001,000.00	150,000,000.00	-	-	-	150,000,000.00
Capital Outlays				-	-	-	-	-		-	-	-	-	-	-
				-											
FAMILY HEALTH SUB-PROGRAM															
Family Health, Nutrition and Responsible Parenting		2,033,916,000.00	-	(44,600,000.00)	1,989,316,000.00	2,033,916,000.00	-	(44,600,000.00)	-	1,989,316,000.00	69,404,000.00	-	-	-	69,404,000.00
Personnel Services				-	-	-	-	-		-	-	-	-	-	-
Maintenance & Other Operating Expenses		2,033,916,000.00		(44,600,000.00)	1,989,316,000.00	2,033,916,000.00	-	(44,600,000.00)		1,989,316,000.00	69,404,000.00	-	-	-	69,404,000.00
Capital Outlays				-	-	-	-	-		-	-	-	-	-	-
				-											
ELIMINATION OF INFECTIOUS DISEASES PROGRAM															
Elimination of Disease such as Malaria, Schistosomiasis, Leprosy and Filariasis		324,465,000.00	-	(4,000,000.00)	320,465,000.00	324,465,000.00	-	(4,000,000.00)	-	320,465,000.00	4,159,500.00	-	-	-	4,159,500.00
Personnel Services				-	-	-	-	-		-	-	-	-	-	-
Maintenance & Other Operating Expenses		324,465,000.00		(4,000,000.00)	320,465,000.00	324,465,000.00	-	(4,000,000.00)		320,465,000.00	4,159,500.00	-	-	-	4,159,500.00
Capital Outlays				-	-	-	-	-		-	-	-	-	-	-
				-											
Rabies Control		500,366,000.00	-	-	500,366,000.00	500,366,000.00	-	-	-	500,366,000.00	40,248,160.00	-	-	-	40,248,160.00
Personnel Services				-	-	-	-	-		-	-	-	-	-	-
Maintenance & Other Operating Expenses		500,366,000.00		-	500,366,000.00	500,366,000.00	-	-		500,366,000.00	40,248,160.00	-	-	-	40,248,160.00
Capital Outlays				-	-	-	-	-		-	-	-	-	-	-
				-											
PREVENTION AND CONTROL OF INFECTIOUS DISEASES SUB-PROGRAM															
Prevention and Control of Other Infectious Disease		1,058,345,000.00	-	-	1,058,345,000.00	1,018,345,000.00	-	-	-	1,018,345,000.00	1,859,449.00	-	-	-	1,859,449.00
Personnel Services				-	-	-	-	-		-	-	-	-	-	-
Maintenance & Other Operating Expenses		1,058,345,000.00		-	1,058,345,000.00	1,018,345,000.00	-	-		1,018,345,000.00	1,859,449.00	-	-	-	1,859,449.00
Capital Outlays				-	-	-	-	-		-	-	-	-	-	-
				-											
TB Control		948,944,000.00	-	-	948,944,000.00	913,944,000.00	-	-	-	913,944,000.00	94,728,681.60	-	-	-	94,728,681.60
Personnel Services				-	-	-	-	-		-	-	-	-	-	-
Maintenance & Other Operating Expenses		528,944,000.00		-	528,944,000.00	493,944,000.00	-	-		493,944,000.00	94,728,681.60	-	-	-	94,728,681.60
Capital Outlays		420,000,000.00		-	420,000,000.00	420,000,000.00	-	-		420,000,000.00	-	-	-	-	-
				-	-					-	-	-	-	-	-
Assistance to Philippine Tuberculosis		13,800,000.00	-	-	13,800,000.00	13,800,000.00	-	-	-	13,800,000.00	-	-	-	-	-
Personnel Services				-	-	-	-	-		-	-	-	-	-	-
Maintenance & Other Operating Expenses		13,800,000.00		-	13,800,000.00	13,800,000.00	-	-		13,800,000.00	-	-	-	-	-
Capital Outlays				-	-	-	-	-		-	-	-	-	-	-
				-											
NON COMMUNICABLE DISEASES SUB-PROGRAM															
Prevention and Control of Non-Communicable Diseases		509,063,000.00	-	-	509,063,000.00	509,063,000.00	-	-	-	509,063,000.00	85,053,158.40	-	-	-	85,053,158.40
Personnel Services				-	-	-	-	-		-	-	-	-	-	-
Maintenance & Other Operating Expenses		509,063,000.00		-	509,063,000.00	509,063,000.00	-	-		509,063,000.00	85,053,158.40	-	-	-	85,053,158.40
Capital Outlays				-	-	-	-	-		-	-	-	-	-	-
				-											
EPIDEMIOLOGY AND SURVEILLANCE PROGRAM															
Epidemiology and Surveillance		115,501,000.00	-	(36,359,516.20)	79,141,483.80	115,501,000.00	-	(36,359,516.20)	-	79,141,483.80	10,356,397.28	-	-	-	10,356,397.28
Personnel Services		14,418,000.00		-	14,418,000.00	14,418,000.00	-	-		14,418,000.00	4,998,039.00	-	-	-	4,998,039.00
Maintenance & Other Operating Expenses		101,083,000.00		(36,359,516.20)	64,723,483.80	101,083,000.00	-	(36,359,516.20)		64,723,483.80	5,358,358.28	-	-	-	5,358,358.28
Capital Outlays				-	-	-	-	-		-	-	-	-	-	-
				-											
HEALTH EMERGENCY MANAGEMENT PROGRAM															
Health Emergency Preparedness and Response		167,364,000.00	-	(44,010,000.00)	123,354,000.00	167,364,000.00	-	(44,010,000.00)	-	123,354,000.00	7,886,314.72	-	-	-	7,886,314.72
Personnel Services		7,820,000.00		-	7,820,000.00	7,820,000.00	-	-		7,820,000.00	5,428,965.55	-	-	-	5,428,965.55

PROGRAM/ACTIVITY/PROJECT	UACS CODE	APPROPRIATION				ALLOTMENTS					TOTAL OBLIGATION				
		Authorized Appropriation	Adjustments (Transfer To/From Realignment)	Within Dept.	Adjusted Appropriations	Allotments Received	Adjustments (Withdrawal, Realignment)	(Transfer to)	Transfer from	Adjusted Total Allotments	1st Qtr ending March 31	2nd Qtr ending June 30	3rd Qtr ending Sept. 30	4th Qtr ending Dec. 31	TOTAL (REGULAR FUND)
			SARO's Releases for APB and HFEP												
Maintenance & Other Operating Expenses		159,544,000.00		(44,010,000.00)	115,534,000.00	159,544,000.00	-	(44,010,000.00)		115,534,000.00	2,457,349.17	-	-	-	2,457,349.17
Capital Outlays		-		-	-	-	-	-		-	-	-	-	-	-
				-	-					-	-	-	-	-	-
Quick Response Fund		600,000,000.00	-	(172,235,140.00)	427,764,860.00	500,000,000.00	-	(172,235,140.00)	-	327,764,860.00	71,536,000.00	-	-	-	71,536,000.00
Personnel Services				-	-	-	-	-		-	-	-	-	-	-
Maintenance & Other Operating Expenses		300,000,000.00		(89,926,190.00)	210,073,810.00	200,000,000.00	-	(89,926,190.00)		110,073,810.00	71,536,000.00	-	-	-	71,536,000.00
Capital Outlays		300,000,000.00		(82,308,950.00)	217,691,050.00	300,000,000.00	-	(82,308,950.00)		217,691,050.00	-	-	-	-	-
				-	-					-	-	-	-	-	-
SUB-TOTAL, 00 : ACCESS TO PROMOTIVE AND PRECVENTIVE HEALTH C		34,860,033,000.00	-	(14,772,394,853.25)	20,087,638,146.75	31,578,133,000.00	-	(14,772,394,853.25)	-	16,805,738,146.75	1,481,700,774.86	-	-	-	1,481,700,774.86
				-											
PREXC 00 : ACCESS TO CURATIVE AND REHABILITATIVE HEALTH CARE SERVICES IMPROVED															
HEALTH FACILITIES OPERATION PROGRAM															
CURATIVE HEALTH CARE SUB-PROGRAM															
Operation of Blood Centers and National Voluntary Blood Services Program		550,082,000.00	-	(26,508,941.04)	523,573,058.96	550,082,000.00	-	(26,508,941.04)	-	523,573,058.96	12,392,167.79	-	-	-	12,392,167.79
Personnel Services		7,260,000.00		-	7,260,000.00	7,260,000.00	-	-		7,260,000.00	666,568.65	-	-	-	666,568.65
Maintenance & Other Operating Expenses		542,822,000.00		(26,508,941.04)	516,313,058.96	542,822,000.00	-	(26,508,941.04)		516,313,058.96	11,725,599.14	-	-	-	11,725,599.14
Capital Outlays		-		-	-	-	-	-		-	-	-	-	-	-
				-	-					-	-	-	-	-	-
Operation of DOH Hospitals in Metro Manila (MM)				-	-					-	-	-	-	-	-
Personnel Services				-	-					-	-	-	-	-	-
Maintenance & Other Operating Expenses				-	-					-	-	-	-	-	-
Capital Outlays				-	-					-	-	-	-	-	-
				-	-					-	-	-	-	-	-
Operation of DOH Regional Hospitals and Other Health Facilities		-	-	-	-	-	-	-	-	-	-	-	-	-	-
Personnel Services				-	-					-	-	-	-	-	-
Maintenance & Other Operating Expenses				-	-					-	-	-	-	-	-
Capital Outlays				-	-					-	-	-	-	-	-
				-	-					-	-	-	-	-	-
Operation of National Reference Laboratories		10,825,000.00	-	(4,400,000.00)	6,425,000.00	10,825,000.00	-	(4,400,000.00)	-	6,425,000.00	-	-	-	-	-
Personnel Services				-	-	-	-	-		-	-	-	-	-	-
Maintenance & Other Operating Expenses		10,825,000.00		(4,400,000.00)	6,425,000.00	10,825,000.00	-	(4,400,000.00)		6,425,000.00	-	-	-	-	-
Capital Outlays				-	-	-	-	-		-	-	-	-	-	-
				-	-					-	-	-	-	-	-
REHABILITATIVE HEALTH CARE SUB-PROGRAM															
Operation of Dangerous Drug Abuse Treatment and Rehabilitation Centers		55,060,000.00	-	(6,000,000.00)	49,060,000.00	55,060,000.00	-	(6,000,000.00)	-	49,060,000.00	2,513,316.62	-	-	-	2,513,316.62
Personnel Services				-	-	-	-	-		-	-	-	-	-	-
Maintenance & Other Operating Expenses		51,731,000.00		(6,000,000.00)	45,731,000.00	51,731,000.00	-	(6,000,000.00)		45,731,000.00	2,513,316.62	-	-	-	2,513,316.62
Capital Outlays		3,329,000.00		-	3,329,000.00	3,329,000.00	-	-		3,329,000.00	-	-	-	-	-
SUB-TOTAL, 00 : ACCESS TO CURATIVE AND REHABILITATIVE HEALTH C		615,967,000.00	-	(36,908,941.04)	579,058,058.96	615,967,000.00	-	(36,908,941.04)	-	579,058,058.96	14,905,484.41	-	-	-	14,905,484.41
				-											
PREXC 00 : ACCESS TO SAFE AND QUALITY HEALTH COMMODITIES, DEVICES AND FACILITIES ENSURED															
HEALTH REGULATORY PROGRAM															
HEALTH FACILITIES AND SERVICES REGULATION SUB-PROGRAM															
Regulations of Health Facilities and Services		75,669,000.00	-	(214,600.00)	75,454,400.00	75,669,000.00	-	(214,600.00)	-	75,454,400.00	14,222,547.52	-	-	-	14,222,547.52
Personnel Services		45,778,000.00		-	45,778,000.00	45,778,000.00	-	-		45,778,000.00	10,490,669.41	-	-	-	10,490,669.41
Maintenance & Other Operating Expenses		29,891,000.00		(214,600.00)	29,676,400.00	29,891,000.00	-	(214,600.00)		29,676,400.00	3,731,878.11	-	-	-	3,731,878.11
Capital Outlays		-		-	-	-	-	-		-	-	-	-	-	-
				-	-					-	-	-	-	-	-
Regulation of Regional Health Facilities and Services		-	-	-	-	-	-	-	-	-	-	-	-	-	-
Personnel Services				-	-					-	-	-	-	-	-
Maintenance & Other Operating Expenses				-	-					-	-	-	-	-	-
Capital Outlays				-	-					-	-	-	-	-	-
				-	-					-	-	-	-	-	-
CONSUMER HEALTH AND WELFARE SUB-PROGRAM															
Regulation of Health Products and Establishments		-	-	-	-	-	-	-	-	-	-	-	-	-	-
Personnel Services				-	-					-	-	-	-	-	-
Maintenance & Other Operating Expenses				-	-					-	-	-	-	-	-

PROGRAM/ACTIVITY/PROJECT	UACS CODE	APPROPRIATION				ALLOTMENTS					TOTAL OBLIGATION				
		Authorized Appropriation	Adjustments (Transfer To/From Realignment)	Within Dept.	Adjusted Appropriations	Allotments Received	Adjustments (Withdrawal, Realignment)	(Transfer to)	Transfer from	Adjusted Total Allotments	1st Qtr ending March 31	2nd Qtr ending June 30	3rd Qtr ending Sept. 30	4th Qtr ending Dec. 31	TOTAL (REGULAR FUND)
			SARO's Releases for APB and HFEP												
Capital Outlays				-	-					-	-	-	-	-	-
				-											
ROUTINE QUARANTINE SERVICES SUB-PROGRAM				-											
Provision of Quarantine Services and International Health Surveillance		-	-	-	-	-	-	-	-	-	-	-	-	-	-
Personnel Services				-	-					-	-	-	-	-	-
Maintenance & Other Operating Expenses				-	-					-	-	-	-	-	-
Capital Outlays				-	-					-	-	-	-	-	-
SUB-TOTAL, 00: ACCESS TO SAFE AND QUALITY HEALTH COMMODITIES		75,669,000.00	-	(214,600.00)	75,454,400.00	75,669,000.00	-	(214,600.00)	-	75,454,400.00	14,222,547.52	-	-	-	14,222,547.52
				-	-					-	-	-	-	-	-
PREXC 00: ACCESS TO SOCIAL HEALTH PROTECTION ASSURED				-											
SOCIAL HEALTH PROTECTION PROGRAM				-											
PROJECTS				-											
LOCALLY - FUNDED PROJECTS		10,483,474,000.00	-	(1,125,950,000.00)	9,357,524,000.00	9,439,974,000.00	-	(1,125,950,000.00)	-	8,314,024,000.00	5,434,787.30	-	-	-	5,434,787.30
Assistance to Indigent Patients either confined or out patient s in government hos		10,483,474,000.00	-	(1,125,950,000.00)	9,357,524,000.00	9,439,974,000.00	-	(1,125,950,000.00)	-	8,314,024,000.00	5,434,787.30	-	-	-	5,434,787.30
Personnel Services				-	-	-	-	-		-	-	-	-	-	-
Maintenance & Other Operating Expenses		10,483,474,000.00		(1,125,950,000.00)	9,357,524,000.00	9,439,974,000.00	-	(1,125,950,000.00)		8,314,024,000.00	5,434,787.30	-	-	-	5,434,787.30
Capital Outlays				-	-	-	-	-		-	-	-	-	-	-
				-	-					-	-	-	-	-	-
SUB-TOTAL, 00: ACCESS TO SOCIAL HEALTH PROTECTION ASSURED		10,483,474,000.00	-	(1,125,950,000.00)	9,357,524,000.00	9,439,974,000.00	-	(1,125,950,000.00)	-	8,314,024,000.00	5,434,787.30	-	-	-	5,434,787.30
TOTAL, OPERATIONS		46,035,143,000.00	-	(15,935,468,394.29)	30,099,674,605.71	41,709,743,000.00	-	(15,935,468,394.29)	-	25,774,274,605.71	1,516,263,594.09	-	-	-	1,516,263,594.09
TOTAL NEW APPROPRIATIONS		49,372,282,000.00	-	(16,015,261,918.45)	33,357,020,081.55	45,046,882,000.00	-	(16,015,261,918.45)	-	29,031,620,081.55	1,704,639,265.69	-	-	-	1,704,639,265.69
PS		9,585,789,000.00	-	(6,997,562,045.51)	2,588,226,954.49	9,585,789,000.00	-	(6,997,562,045.51)	-	2,588,226,954.49	612,480,059.34	-	-	-	612,480,059.34
MOOE		29,551,576,000.00	-	(3,477,630,922.94)	26,073,945,077.06	28,063,076,000.00	-	(3,477,630,922.94)	-	24,585,445,077.06	1,082,559,206.35	-	-	-	1,082,559,206.35
CO		10,234,917,000.00	-	(5,540,068,950.00)	4,694,848,050.00	7,398,017,000.00	-	(5,540,068,950.00)	-	1,857,948,050.00	9,600,000.00	-	-	-	9,600,000.00
II. AUTOMATIC APPROPRIATION															
Retirement and Life Insurance Premium	01104102	47,109,000.00	-	-	47,109,000.00	47,109,000.00	-	-	-	47,109,000.00	7,524,948.94	-	-	-	7,524,948.94
Personnel Services		47,109,000.00		-	47,109,000.00	47,109,000.00	-	-		47,109,000.00	7,524,948.94	-	-	-	7,524,948.94
Maintenance & Other Operating Expenses				-	-	-	-	-		-	-	-	-	-	-
Capital Outlays				-	-	-	-	-		-	-	-	-	-	-
				-	-					-	-	-	-	-	-
Custom and Duties and Taxes	01104105	-	-	-	-	-	-	-	-	-	-	-	-	-	-
Personnel Services				-	-	-	-	-		-	-	-	-	-	-
Maintenance & Other Operating Expenses				-	-	-	-	-		-	-	-	-	-	-
Capital Outlays				-	-	-	-	-		-	-	-	-	-	-
				-	-					-	-	-	-	-	-
Franchise Tax	03104347	29,420,000.00	-	-	29,420,000.00	-	-	-	-	-	-	-	-	-	-
Personnel Services				-	-	-	-	-		-	-	-	-	-	-
Maintenance & Other Operating Expenses		29,420,000.00		-	29,420,000.00	-	-	-		-	-	-	-	-	-
Capital Outlays				-	-	-	-	-		-	-	-	-	-	-
				-	-					-	-	-	-	-	-
Domestic Grant Proceeds (Financial Assistance) -BGH	03104347	-	-	-	-	-	-	-	-	-	-	-	-	-	-
Personnel Services				-	-					-	-	-	-	-	-
Maintenance & Other Operating Expenses				-	-					-	-	-	-	-	-
Capital Outlays				-	-					-	-	-	-	-	-
				-	-					-	-	-	-	-	-
Regulation of Health Establishments and Products	03104348	-	-	-	-	-	-	-	-	-	-	-	-	-	-
Personnel Services				-	-					-	-	-	-	-	-
Maintenance & Other Operating Expenses				-	-					-	-	-	-	-	-
Capital Outlays				-	-					-	-	-	-	-	-
				-	-					-	-	-	-	-	-
Provision of Quarantine Services and International Health	03104349	-	-	-	-	-	-	-	-	-	-	-	-	-	-
Personnel Services				-	-					-	-	-	-	-	-
Maintenance & Other Operating Expenses				-	-					-	-	-	-	-	-
Capital Outlays				-	-					-	-	-	-	-	-
				-	-					-	-	-	-	-	-
Health Sector Policy Support Program - Phase II EU (DOH	04104159	-	-	-	-	-	-	-	-	-	-	-	-	-	-

PROGRAM/ACTIVITY/PROJECT	UACS CODE	APPROPRIATION				ALLOTMENTS					TOTAL OBLIGATION				
		Authorized Appropriation	Adjustments (Transfer To/From Realignment)	Within Dept.	Adjusted Appropriations	Allotments Received	Adjustments (Withdrawal, Realignment)	(Transfer to)	Transfer from	Adjusted Total Allotments	1st Qtr ending March 31	2nd Qtr ending June 30	3rd Qtr ending Sept. 30	4th Qtr ending Dec. 31	TOTAL (REGULAR FUND)
			SARO's Releases for APB and HFEP												
Personnel Services				-	-					-	-	-	-	-	-
Maintenance & Other Operating Expenses			-	-	-					-	-	-	-	-	-
Capital Outlays			-	-	-					-	-	-	-	-	-
SUB-TOTAL, AUTOMATIC APPROPRIATION		76,529,000.00	-	-	76,529,000.00	47,109,000.00	-	-	-	47,109,000.00	7,524,948.94	-	-	-	7,524,948.94
PS		47,109,000.00	-	-	47,109,000.00	47,109,000.00	-	-	-	47,109,000.00	7,524,948.94	-	-	-	7,524,948.94
MOOE		29,420,000.00	-	-	29,420,000.00	-	-	-	-	-	-	-	-	-	-
CO		-	-	-	-	-	-	-	-	-	-	-	-	-	-
III. SPECIAL PURPOSE FUND															
Pension and Gradyuity Fund	01101407	-	-	-	-	-	-	-	-	-	-	-	-	-	-
Personnel Services				-	-	-	-	-	-	-	-	-	-	-	-
Maintenance & Other Operating Expenses				-	-	-	-	-	-	-	-	-	-	-	-
Capital Outlays				-	-	-	-	-	-	-	-	-	-	-	-
Miscellaneous Personnel Benefits Fund	01101406	-	-	16,107,000.00	16,107,000.00	-	16,107,000.00	-	-	16,107,000.00	-	-	-	-	-
Personnel Services			-	16,107,000.00	16,107,000.00	-	16,107,000.00	-	-	16,107,000.00	-	-	-	-	-
Maintenance & Other Operating Expenses				-	-	-	-	-	-	-	-	-	-	-	-
Capital Outlays				-	-	-	-	-	-	-	-	-	-	-	-
International Commitment Fund	01101405	-	-	-	-	-	-	-	-	-	-	-	-	-	-
Personnel Services				-	-	-	-	-	-	-	-	-	-	-	-
Maintenance & Other Operating Expenses				-	-	-	-	-	-	-	-	-	-	-	-
Capital Outlays				-	-	-	-	-	-	-	-	-	-	-	-
E-Government Fund	01102404	-	-	-	-	-	-	-	-	-	-	-	-	-	-
Personnel Services				-	-	-	-	-	-	-	-	-	-	-	-
Maintenance & Other Operating Expenses				-	-	-	-	-	-	-	-	-	-	-	-
Capital Outlays				-	-	-	-	-	-	-	-	-	-	-	-
Contingent Fund	01102402	-	-	50,000.00	50,000.00	-	50,000.00	-	-	50,000.00	50,000.00	-	-	-	50,000.00
Personnel Services				-	-	-	-	-	-	-	-	-	-	-	-
Maintenance & Other Operating Expenses				50,000.00	50,000.00	-	50,000.00	-	-	50,000.00	50,000.00	-	-	-	50,000.00
Capital Outlays				-	-	-	-	-	-	-	-	-	-	-	-
Calamity Funds	01101401	-	-	500,000,000.00	500,000,000.00	-	500,000,000.00	-	-	500,000,000.00	193,375,243.04	-	-	-	193,375,243.04
Personnel Services				-	-	-	-	-	-	-	-	-	-	-	-
Maintenance & Other Operating Expenses				500,000,000.00	500,000,000.00	-	500,000,000.00	-	-	500,000,000.00	193,375,243.04	-	-	-	193,375,243.04
Capital Outlays				-	-	-	-	-	-	-	-	-	-	-	-
SUB-TOTAL, SPECIAL PURPOSE		-	-	516,157,000.00	516,157,000.00	-	516,157,000.00	-	-	516,157,000.00	193,425,243.04	-	-	-	193,425,243.04
PS		-	-	16,107,000.00	16,107,000.00	-	16,107,000.00	-	-	16,107,000.00	-	-	-	-	-
MOOE		-	-	500,050,000.00	500,050,000.00	-	500,050,000.00	-	-	500,050,000.00	193,425,243.04	-	-	-	193,425,243.04
CO		-	-	-	-	-	-	-	-	-	-	-	-	-	-
TOTAL (CURRENT YEAR 2020)		49,448,811,000.00	-	(15,499,104,918.45)	33,949,706,081.55	45,093,991,000.00	516,157,000.00	(16,015,261,918.45)	-	29,594,886,081.55	1,905,589,457.67	-	-	-	1,905,589,457.67
PS		9,632,898,000.00	-	(6,981,455,045.51)	2,651,442,954.49	9,632,898,000.00	16,107,000.00	(6,997,562,045.51)	-	2,651,442,954.49	620,005,008.28	-	-	-	620,005,008.28
MOOE		29,580,996,000.00	-	(2,977,580,922.94)	26,603,415,077.06	28,063,076,000.00	500,050,000.00	(3,477,630,922.94)	-	25,085,495,077.06	1,275,984,449.39	-	-	-	1,275,984,449.39
CO		10,234,917,000.00	-	(5,540,068,950.00)	4,694,848,050.00	7,398,017,000.00	-	(5,540,068,950.00)	-	1,857,948,050.00	9,600,000.00	-	-	-	9,600,000.00
FE															
I. CONTINUING APPROPRIATION															
A. PROGRAMS															
I. GENERAL ADMINISTRATION AND SUPPORT															
General Management and Supervision		21,874,312.12	-	(3,388,343.90)	18,485,968.22	21,874,312.12	-	(3,388,343.90)	-	18,485,968.22	14,510,482.18	-	-	-	14,510,482.18
Personnel Services		3,063,064.43		(2,878,343.90)	184,720.53	3,063,064.43	-	(2,878,343.90)		184,720.53	-	-	-	-	-
Maintenance & Other Operating Expenses		18,811,247.69		(510,000.00)	18,301,247.69	18,811,247.69	-	(510,000.00)		18,301,247.69	14,510,482.18	-	-	-	14,510,482.18
Capital Outlays				-	-	-	-	-		-	-	-	-	-	-

PROGRAM/ACTIVITY/PROJECT	UACS CODE	APPROPRIATION				ALLOTMENTS					TOTAL OBLIGATION				
		Authorized Appropriation	Adjustments (Transfer To/From Realignment)	Within Dept.	Adjusted Appropriations	Allotments Received	Adjustments (Withdrawal, Realignment)	(Transfer to)	Transfer from	Adjusted Total Allotments	1st Qtr ending March 31	2nd Qtr ending June 30	3rd Qtr ending Sept. 30	4th Qtr ending Dec. 31	TOTAL (REGULAR FUND)
			SARO's Releases for APB and HFEP												
Administration of Personnel Benefits		50,436,118.78	-	(28,823,944.00)	21,612,174.78	50,436,118.78	-	(28,823,944.00)	-	21,612,174.78	3,446,427.91	-	-	-	3,446,427.91
Personnel Services		50,436,118.78		(28,823,944.00)	21,612,174.78	50,436,118.78	-	(28,823,944.00)		21,612,174.78	3,446,427.91	-	-	-	3,446,427.91
Maintenance & Other Operating Expenses				-	-	-	-	-		-	-	-	-	-	-
Capital Outlays				-	-	-	-	-		-	-	-	-	-	-
TOTAL, GASS		72,310,430.90	-	(32,212,287.90)	40,098,143.00	72,310,430.90	-	(32,212,287.90)	-	40,098,143.00	17,956,910.09	-	-	-	17,956,910.09
				-											
II. SUPPORT TO OPERATIONS				-											
Health Information Technology		167,970,391.98	-	(16,500,000.00)	151,470,391.98	167,970,391.98	-	(16,500,000.00)	-	151,470,391.98	2,450,215.96	-	-	-	2,450,215.96
Personnel Services		48,360.50		-	48,360.50	48,360.50	-	-		48,360.50	-	-	-	-	-
Maintenance & Other Operating Expenses		107,105,209.16		(16,500,000.00)	90,605,209.16	107,105,209.16	-	(16,500,000.00)		90,605,209.16	2,450,215.96	-	-	-	2,450,215.96
Capital Outlays		60,816,822.32		-	60,816,822.32	60,816,822.32	-	-		60,816,822.32	-	-	-	-	-
				-	-					-	-	-	-	-	-
Operations of Regional Offices		-	-	-	-	-	-	-	-	-	-	-	-	-	-
Personnel Services				-	-					-	-	-	-	-	-
Maintenance & Other Operating Expenses				-	-					-	-	-	-	-	-
Capital Outlays				-	-					-	-	-	-	-	-
				-	-					-	-	-	-	-	-
TOTAL, STO		167,970,391.98	-	(16,500,000.00)	151,470,391.98	167,970,391.98	-	(16,500,000.00)	-	151,470,391.98	2,450,215.96	-	-	-	2,450,215.96
				-											
III. OPERATIONS				-											
PREXC 00 : ACCESS TO PROMOTIVE AND PREVENTIVE HEALTH CARE SERVICES IMPROVED															
HEALTH POLICY AND STANDARDS DEVELOPMENT PROGRAM															
International Health Policy Development and Cooperation		1,044,848.36	-	-	1,044,848.36	1,044,848.36	-	-	-	1,044,848.36	691,284.47	-	-	-	691,284.47
Personnel Services				-	-	-	-	-		-	-	-	-	-	-
Maintenance & Other Operating Expenses		1,044,848.36		-	1,044,848.36	1,044,848.36	-	-		1,044,848.36	691,284.47	-	-	-	691,284.47
Capital Outlays				-	-	-	-	-		-	-	-	-	-	-
				-	-					-	-	-	-	-	-
Health Sector Policy and Plan Development		3,884,162.02	-	-	3,884,162.02	3,884,162.02	-	-	-	3,884,162.02	451,624.38	-	-	-	451,624.38
Personnel Services		8,730.00		-	8,730.00	8,730.00	-	-		8,730.00	-	-	-	-	-
Maintenance & Other Operating Expenses		3,875,432.02		-	3,875,432.02	3,875,432.02	-	-		3,875,432.02	451,624.38	-	-	-	451,624.38
Capital Outlays				-	-	-	-	-		-	-	-	-	-	-
				-	-					-	-	-	-	-	-
Health Sector Research Development		204,527.42	-	-	204,527.42	204,527.42	-	-	-	204,527.42	78,000.00	-	-	-	78,000.00
Personnel Services				-	-	-	-	-		-	-	-	-	-	-
Maintenance & Other Operating Expenses		204,527.42		-	204,527.42	204,527.42	-	-		204,527.42	78,000.00	-	-	-	78,000.00
Capital Outlays				-	-	-	-	-		-	-	-	-	-	-
				-	-					-	-	-	-	-	-
HEALTH SYSTEMS STRENGTHENING PROGRAM															
SERVICE DELIVERY SUB-PROGRAM															
Health Facility Policy and Plan Development		7,780,510.03	-	(2,094,313.08)	5,686,196.95	7,780,510.03	-	(2,094,313.08)	-	5,686,196.95	2,470,973.82	-	-	-	2,470,973.82
Personnel Services		2,146,906.00		(1,626,440.08)	520,465.92	2,146,906.00	-	(1,626,440.08)		520,465.92	9,000.00	-	-	-	9,000.00
Maintenance & Other Operating Expenses		5,633,604.03		(467,873.00)	5,165,731.03	5,633,604.03	-	(467,873.00)		5,165,731.03	2,461,973.82	-	-	-	2,461,973.82
Capital Outlays				-	-	-	-	-		-	-	-	-	-	-
				-	-					-	-	-	-	-	-
Health Facilities Enhancement Program		883,695,269.85	-	(241,376,932.80)	642,318,337.05	531,316,284.85	-	(241,376,932.80)	-	289,939,352.05	5,526,634.72	-	-	-	5,526,634.72
Personnel Services				-	-	-	-	-		-	-	-	-	-	-
Maintenance & Other Operating Expenses		18,536,620.85		(16,041,068.80)	2,495,552.05	18,536,620.85	-	(16,041,068.80)		2,495,552.05	526,634.72	-	-	-	526,634.72
Capital Outlays		865,158,649.00		(225,335,864.00)	639,822,785.00	512,779,664.00	-	(225,335,864.00)		287,443,800.00	5,000,000.00	-	-	-	5,000,000.00
				-	-					-	-	-	-	-	-
Local Health Systems Development and Assistance		784,034.88	-	-	784,034.88	784,034.88	-	-	-	784,034.88	123,493.13	-	-	-	123,493.13
Personnel Services		146,480.00		-	146,480.00	146,480.00	-	-		146,480.00	-	-	-	-	-
Maintenance & Other Operating Expenses		637,554.88		-	637,554.88	637,554.88	-	-		637,554.88	123,493.13	-	-	-	123,493.13
Capital Outlays				-	-	-	-	-		-	-	-	-	-	-
				-	-					-	-	-	-	-	-
Pharmaceutical Management		166,237,097.97	-	(14,864,971.92)	151,372,126.05	156,492,262.97	-	(14,864,971.92)	-	141,627,291.05	10,535,560.16	-	-	-	10,535,560.16
Personnel Services		15,262,168.00		(14,864,971.92)	397,196.08	15,262,168.00	-	(14,864,971.92)		397,196.08	-	-	-	-	-
Maintenance & Other Operating Expenses		150,974,929.97		-	150,974,929.97	141,230,094.97	-	-		141,230,094.97	10,535,560.16	-	-	-	10,535,560.16

PROGRAM/ACTIVITY/PROJECT	UACS CODE	APPROPRIATION				ALLOTMENTS					TOTAL OBLIGATION				
		Authorized Appropriation	Adjustments (Transfer To/From Realignment)	Within Dept.	Adjusted Appropriations	Allotments Received	Adjustments (Withdrawal, Realignment)	(Transfer to)	Transfer from	Adjusted Total Allotments	1st Qtr ending March 31	2nd Qtr ending June 30	3rd Qtr ending Sept. 30	4th Qtr ending Dec. 31	TOTAL (REGULAR FUND)
			SARO's Releases for APB and HFEP												
Capital Outlays				-	-	-	-	-		-	-	-	-	-	-
				-	-					-	-	-	-	-	-
HEALTH HUMAN RESOURCE SUB-PROGRAM				-											
Human Resource for Health (HRH) Deployment		1,004,961,291.64	-	(10,593,000.00)	994,368,291.64	240,780,169.64	-	(10,593,000.00)	-	230,187,169.64	50,767,937.51	-	-	-	50,767,937.51
Personnel Services		214,374.22		-	214,374.22	214,374.22	-	-		214,374.22	191,487.31	-	-	-	191,487.31
Maintenance & Other Operating Expenses		1,004,746,917.42		(10,593,000.00)	994,153,917.42	240,565,795.42	-	(10,593,000.00)		229,972,795.42	50,576,450.20	-	-	-	50,576,450.20
Capital Outlays				-	-	-	-	-		-	-	-	-	-	-
				-	-					-	-	-	-	-	-
Human Resources for Health (HRH) and Institutional Capacity Management		5,159,977.45	-	(1,625,429.13)	3,534,548.32	5,159,977.45	-	(1,625,429.13)	-	3,534,548.32	2,251,686.91	-	-	-	2,251,686.91
Personnel Services		2,101,758.92		(1,625,429.13)	476,329.79	2,101,758.92	-	(1,625,429.13)		476,329.79	-	-	-	-	-
Maintenance & Other Operating Expenses		3,058,218.53		-	3,058,218.53	3,058,218.53	-	-		3,058,218.53	2,251,686.91	-	-	-	2,251,686.91
Capital Outlays				-	-	-	-	-		-	-	-	-	-	-
				-	-					-	-	-	-	-	-
HEALTH PROMOTION SUB-PROGRAM				-											
Health Promotion		16,184,685.97	-	(3,046,717.49)	13,137,968.48	16,184,685.97	-	(3,046,717.49)	-	13,137,968.48	660,146.56	-	-	-	660,146.56
Personnel Services		3,770,420.00		(3,046,717.49)	723,702.51	3,770,420.00	-	(3,046,717.49)		723,702.51	-	-	-	-	-
Maintenance & Other Operating Expenses		12,414,265.97		-	12,414,265.97	12,414,265.97	-	-		12,414,265.97	660,146.56	-	-	-	660,146.56
Capital Outlays				-	-	-	-	-		-	-	-	-	-	-
				-	-					-	-	-	-	-	-
PUBLIC HEALTH PROGRAM				-											
PUBLIC HEALTH MANAGEMENT SUB-PROGRAM				-											
Public Health Management		18,550,907.45	-	(8,115,521.67)	10,435,385.78	18,550,907.45	-	(8,115,521.67)	-	10,435,385.78	3,601,879.95	-	-	-	3,601,879.95
Personnel Services		8,142,376.00		(8,115,521.67)	26,854.33	8,142,376.00	-	(8,115,521.67)		26,854.33	25,000.00	-	-	-	25,000.00
Maintenance & Other Operating Expenses		10,408,531.45		-	10,408,531.45	10,408,531.45	-	-		10,408,531.45	3,576,879.95	-	-	-	3,576,879.95
Capital Outlays				-	-	-	-	-		-	-	-	-	-	-
				-	-					-	-	-	-	-	-
Operation of PNAC Secretariat		243,130.47	-	-	243,130.47	243,130.47	-	-	-	243,130.47	82,388.61	-	-	-	82,388.61
Personnel Services				-	-	-	-	-		-	-	-	-	-	-
Maintenance & Other Operating Expenses		243,130.47		-	243,130.47	243,130.47	-	-		243,130.47	82,388.61	-	-	-	82,388.61
Capital Outlays				-	-	-	-	-		-	-	-	-	-	-
				-	-					-	-	-	-	-	-
Complementary Feeding Program		-	-	-	-	-	-	-	-	-	-	-	-	-	-
Personnel Services				-	-	-	-	-		-	-	-	-	-	-
Maintenance & Other Operating Expenses				-	-	-	-	-		-	-	-	-	-	-
Capital Outlays				-	-	-	-	-		-	-	-	-	-	-
				-	-					-	-	-	-	-	-
ENVIRONMENTAL AND OCCUPATIONAL HEALTH SUB-PROGRAM				-											
Environmental and Occupational Health		590,015.00	-	(590,015.00)	-	590,015.00	-	(590,015.00)	-	-	-	-	-	-	-
Personnel Services				-	-	-	-	-		-	-	-	-	-	-
Maintenance & Other Operating Expenses		590,015.00		(590,015.00)	-	590,015.00	-	(590,015.00)		-	-	-	-	-	-
Capital Outlays				-	-	-	-	-		-	-	-	-	-	-
				-	-					-	-	-	-	-	-
NATIONAL IMMUNIZATION SUB-PROGRAM				-											
National Immunization		701,883,288.27	-	-	701,883,288.27	701,883,288.27	-	-	-	701,883,288.27	61,724,780.00	-	-	-	61,724,780.00
Personnel Services				-	-	-	-	-		-	-	-	-	-	-
Maintenance & Other Operating Expenses		701,883,288.27		-	701,883,288.27	701,883,288.27	-	-		701,883,288.27	61,724,780.00	-	-	-	61,724,780.00
Capital Outlays				-	-	-	-	-		-	-	-	-	-	-
				-	-					-	-	-	-	-	-
FAMILY HEALTH SUB-PROGRAM				-											
Family Health, Nutrition and Responsible Parenting		1,125,813,740.00	-	-	1,125,813,740.00	1,125,813,740.00	-	-	-	1,125,813,740.00	-	-	-	-	-
Personnel Services				-	-	-	-	-		-	-	-	-	-	-
Maintenance & Other Operating Expenses		1,125,813,740.00		-	1,125,813,740.00	1,125,813,740.00	-	-		1,125,813,740.00	-	-	-	-	-
Capital Outlays				-	-	-	-	-		-	-	-	-	-	-
				-	-					-	-	-	-	-	-
ELIMINATION OF INFECTIOUS DISEASES PROGRAM				-											
Elimination of Disease such as Malaria, Schistosomiasis, Leprosy and Filariasis		26,304,461.65	-	-	26,304,461.65	26,304,461.65	-	-	-	26,304,461.65	-	-	-	-	-
Personnel Services				-	-	-	-	-		-	-	-	-	-	-

PROGRAM/ACTIVITY/PROJECT	UACS CODE	APPROPRIATION				ALLOTMENTS					TOTAL OBLIGATION				
		Authorized Appropriation	Adjustments (Transfer To/From Realignment)	Within Dept.	Adjusted Appropriations	Allotments Received	Adjustments (Withdrawal, Realignment)	(Transfer to)	Transfer from	Adjusted Total Allotments	1st Qtr ending March 31	2nd Qtr ending June 30	3rd Qtr ending Sept. 30	4th Qtr ending Dec. 31	TOTAL (REGULAR FUND)
			SARO's Releases for APB and HFEP												
Maintenance & Other Operating Expenses		26,304,461.65		-	26,304,461.65	26,304,461.65	-	-		26,304,461.65	-	-	-	-	-
Capital Outlays				-	-	-	-	-		-	-	-	-	-	-
				-	-					-	-	-	-	-	-
Rabies Control		30,902,425.00	-	(2,800,000.00)	28,102,425.00	30,902,425.00	-	(2,800,000.00)	-	28,102,425.00	-	-	-	-	-
Personnel Services				-	-	-	-	-		-	-	-	-	-	-
Maintenance & Other Operating Expenses		30,902,425.00		(2,800,000.00)	28,102,425.00	30,902,425.00	-	(2,800,000.00)		28,102,425.00	-	-	-	-	-
Capital Outlays				-	-	-	-	-		-	-	-	-	-	-
				-	-					-	-	-	-	-	-
PREVENTION AND CONTROL OF INFECTIOUS DISEASES SUB-PROGRAM															
Prevention and Control of Other Infectious Disease		19,806,392.31	-	-	19,806,392.31	19,806,392.31	-	-	-	19,806,392.31	13,806,684.00	-	-	-	13,806,684.00
Personnel Services				-	-	-	-	-		-	-	-	-	-	-
Maintenance & Other Operating Expenses		19,806,392.31		-	19,806,392.31	19,806,392.31	-	-		19,806,392.31	13,806,684.00	-	-	-	13,806,684.00
Capital Outlays				-	-	-	-	-		-	-	-	-	-	-
				-	-					-	-	-	-	-	-
TB Control		4,810,834.87	-	-	4,810,834.87	4,810,834.87	-	-	-	4,810,834.87	-	-	-	-	-
Personnel Services				-	-	-	-	-		-	-	-	-	-	-
Maintenance & Other Operating Expenses		4,810,834.87		-	4,810,834.87	4,810,834.87	-	-		4,810,834.87	-	-	-	-	-
Capital Outlays				-	-	-	-	-		-	-	-	-	-	-
				-	-					-	-	-	-	-	-
Assistance to Philippine Tuberculosis		-	-	-	-	-	-	-	-	-	-	-	-	-	-
Personnel Services				-	-	-	-	-		-	-	-	-	-	-
Maintenance & Other Operating Expenses				-	-	-	-	-		-	-	-	-	-	-
Capital Outlays				-	-	-	-	-		-	-	-	-	-	-
				-	-					-	-	-	-	-	-
NON COMMUNICABLE DISEASES SUB-PROGRAM															
Prevention and Control of Non-Communicable Diseases		85,534,507.00	-	(10,000,000.00)	75,534,507.00	35,534,507.00	-	(10,000,000.00)	-	25,534,507.00	-	-	-	-	-
Personnel Services				-	-	-	-	-		-	-	-	-	-	-
Maintenance & Other Operating Expenses		85,534,507.00		(10,000,000.00)	75,534,507.00	35,534,507.00	-	(10,000,000.00)		25,534,507.00	-	-	-	-	-
Capital Outlays				-	-	-	-	-		-	-	-	-	-	-
				-	-					-	-	-	-	-	-
EPIDEMIOLOGY AND SURVEILLANCE PROGRAM															
Epidemiology and Surveillance		14,619,795.72	-	(1,000,000.00)	13,619,795.72	14,619,795.72	-	(1,000,000.00)	-	13,619,795.72	2,822,904.92	-	-	-	2,822,904.92
Personnel Services				-	-	-	-	-		-	-	-	-	-	-
Maintenance & Other Operating Expenses		14,619,795.72		(1,000,000.00)	13,619,795.72	14,619,795.72	-	(1,000,000.00)		13,619,795.72	2,822,904.92	-	-	-	2,822,904.92
Capital Outlays				-	-	-	-	-		-	-	-	-	-	-
				-	-					-	-	-	-	-	-
HEALTH EMERGENCY MANAGEMENT PROGRAM															
Health Emergency Preparedness and Response		9,623,196.75	-	(4,879,283.04)	4,743,913.71	9,623,196.75	-	(4,879,283.04)	-	4,743,913.71	4,049,362.46	-	-	-	4,049,362.46
Personnel Services		2,288,818.00		(2,179,283.04)	109,534.96	2,288,818.00	-	(2,179,283.04)		109,534.96	-	-	-	-	-
Maintenance & Other Operating Expenses		7,334,378.75		(2,700,000.00)	4,634,378.75	7,334,378.75	-	(2,700,000.00)		4,634,378.75	4,049,362.46	-	-	-	4,049,362.46
Capital Outlays				-	-	-	-	-		-	-	-	-	-	-
				-	-					-	-	-	-	-	-
Quick Response Fund		21,360,050.94	-	(13,063,001.90)	8,297,049.04	21,360,050.94	-	(13,063,001.90)	-	8,297,049.04	603,000.00	-	-	-	603,000.00
Personnel Services				-	-	-	-	-		-	-	-	-	-	-
Maintenance & Other Operating Expenses		4,603,084.04		-	4,603,084.04	4,603,084.04	-	-		4,603,084.04	603,000.00	-	-	-	603,000.00
Capital Outlays		16,756,966.90		(13,063,001.90)	3,693,965.00	16,756,966.90	-	(13,063,001.90)		3,693,965.00	-	-	-	-	-
				-	-					-	-	-	-	-	-
SUB-TOTAL, 00 : ACCESS TO PROMOTIVE AND PRECVENTIVE HEALTH C		4,149,979,151.02	-	(314,049,186.03)	3,835,929,964.99	2,973,674,209.02	-	(314,049,186.03)	-	2,659,625,022.99	160,248,341.60	-	-	-	160,248,341.60
				-	-					-	-	-	-	-	-
PREXC 00 : ACCESS TO CURATIVE AND REHABILITATIVE HEALTH CARE SERVICES IMPROVED															
HEALTH FACILITIES OPERATION PROGRAM															
CURATIVE HEALTH CARE SUB-PROGRAM															
Operation of Blood-Centers and National Voluntary Blood Services Program		54,631,600.59	-	(2,626,251.00)	52,005,349.59	54,631,600.59	-	(2,626,251.00)	-	52,005,349.59	18,035,865.45	-	-	-	18,035,865.45
Personnel Services				-	-	-	-	-		-	-	-	-	-	-
Maintenance & Other Operating Expenses		54,631,600.59		(2,626,251.00)	52,005,349.59	54,631,600.59	-	(2,626,251.00)		52,005,349.59	18,035,865.45	-	-	-	18,035,865.45
Capital Outlays				-	-	-	-	-		-	-	-	-	-	-
				-	-					-	-	-	-	-	-

PROGRAM/ACTIVITY/PROJECT	UACS CODE	APPROPRIATION				ALLOTMENTS					TOTAL OBLIGATION				
		Authorized Appropriation	Adjustments (Transfer To/From Realignment)	Within Dept.	Adjusted Appropriations	Allotments Received	Adjustments (Withdrawal, Realignment)	(Transfer to)	Transfer from	Adjusted Total Allotments	1st Qtr ending March 31	2nd Qtr ending June 30	3rd Qtr ending Sept. 30	4th Qtr ending Dec. 31	TOTAL (REGULAR FUND)
			SARO's Releases for APB and HFEP												
Operation of DOH Hospitals in Metro Manila (MM)		-	-	-	-	-	-	-	-	-	-	-	-	-	-
Personnel Services				-	-					-	-	-	-	-	-
Maintenance & Other Operating Expenses				-	-					-	-	-	-	-	-
Capital Outlays				-	-					-	-	-	-	-	-
				-	-					-	-	-	-	-	-
Operation of DOH Regional Hospitals and Other Health Facilities		-	-	-	-	-	-	-	-	-	-	-	-	-	-
Personnel Services				-	-					-	-	-	-	-	-
Maintenance & Other Operating Expenses				-	-					-	-	-	-	-	-
Capital Outlays				-	-					-	-	-	-	-	-
				-	-					-	-	-	-	-	-
Operation of National Reference Laboratories		-	-	-	-	-	-	-	-	-	-	-	-	-	-
Personnel Services				-	-					-	-	-	-	-	-
Maintenance & Other Operating Expenses				-	-					-	-	-	-	-	-
Capital Outlays				-	-					-	-	-	-	-	-
				-	-					-	-	-	-	-	-
REHABILITATIVE HEALTH CARE SUB-PROGRAM				-											
Operation of Dangerous Drug Abuse Treatment and Rehabilitation Centers		33,614,924.98	-	(2,313,703.61)	31,301,221.37	4,614,924.98	-	(2,313,703.61)	-	2,301,221.37	508,597.15	-	-	-	508,597.15
Personnel Services		31,580,060.00		(2,313,703.61)	29,266,356.39	2,580,060.00	-	(2,313,703.61)		266,356.39	-	-	-	-	-
Maintenance & Other Operating Expenses		2,034,864.98		-	2,034,864.98	2,034,864.98	-	-		2,034,864.98	508,597.15	-	-	-	508,597.15
Capital Outlays				-	-	-	-	-		-	-	-	-	-	-
SUB-TOTAL, 00 : ACCESS TO CURATIVE AND REHABILITATIVE HEALTH CARE		88,246,525.57	-	(4,939,954.61)	83,306,570.96	59,246,525.57	-	(4,939,954.61)	-	54,306,570.96	18,544,462.60	-	-	-	18,544,462.60
				-											
PREXC 00 : ACCESS TO SAFE AND QUALITY HEALTH COMMODITIES, DEVICES AND FACILITIES ENSURED				-											
HEALTH REGULATORY PROGRAM				-											
HEALTH FACILITIES AND SERVICES REGULATION SUB-PROGRAM				-											
Regulations of Health Facilities and Services		8,322,330.91	-	(602,800.00)	7,719,530.91	8,322,330.91	-	(602,800.00)	-	7,719,530.91	2,687,103.61	-	-	-	2,687,103.61
Personnel Services		223,527.00		-	223,527.00	223,527.00	-	-		223,527.00	-	-	-	-	-
Maintenance & Other Operating Expenses		8,098,803.91		(602,800.00)	7,496,003.91	8,098,803.91	-	(602,800.00)		7,496,003.91	2,687,103.61	-	-	-	2,687,103.61
Capital Outlays				-	-	-	-	-		-	-	-	-	-	-
				-	-					-	-	-	-	-	-
Regulation of Regional Health Facilities and Services		-	-	-	-	-	-	-	-	-	-	-	-	-	-
Personnel Services				-	-					-	-	-	-	-	-
Maintenance & Other Operating Expenses				-	-					-	-	-	-	-	-
Capital Outlays				-	-					-	-	-	-	-	-
				-	-					-	-	-	-	-	-
CONSUMER HEALTH AND WELFARE SUB-PROGRAM				-											
Regulation of Health Products and Establishments		-	-	-	-	-	-	-	-	-	-	-	-	-	-
Personnel Services				-	-					-	-	-	-	-	-
Maintenance & Other Operating Expenses				-	-					-	-	-	-	-	-
Capital Outlays				-	-					-	-	-	-	-	-
				-	-					-	-	-	-	-	-
ROUTINE QUARANTINE SERVICES SUB-PROGRAM	#####			-											
Provision of Quarantine Services and International Health Surveillance		-	-	-	-	-	-	-	-	-	-	-	-	-	-
Personnel Services				-	-					-	-	-	-	-	-
Maintenance & Other Operating Expenses				-	-					-	-	-	-	-	-
Capital Outlays				-	-					-	-	-	-	-	-
SUB-TOTAL, 00: ACCESS TO SAFE AND QUALITY HEALTH COMMODITIES		8,322,330.91	-	(602,800.00)	7,719,530.91	8,322,330.91	-	(602,800.00)	-	7,719,530.91	2,687,103.61	-	-	-	2,687,103.61
				-	-					-	-	-	-	-	-
PREXC 00: ACCESS TO SOCIAL HEALTH PROTECTION ASSURED				-											
SOCIAL HEALTH PROTECTION PROGRAM				-											
PROJECTS				-											
LOCALLY - FUNDED PROJECTS		1,360,996,552.25	-	(243,901,000.00)	1,117,095,552.25	1,360,996,552.25	-	(243,901,000.00)	-	1,117,095,552.25	394,141.41	-	-	-	394,141.41
Assistance to Indigent Patients either confined or out patient s in government hos		1,360,996,552.25	-	(243,901,000.00)	1,117,095,552.25	1,360,996,552.25	-	(243,901,000.00)	-	1,117,095,552.25	394,141.41	-	-	-	394,141.41
Personnel Services				-	-					-	-	-	-	-	-
Maintenance & Other Operating Expenses		1,360,996,552.25		(243,901,000.00)	1,117,095,552.25	1,360,996,552.25	-	(243,901,000.00)		1,117,095,552.25	394,141.41	-	-	-	394,141.41
Capital Outlays				-	-					-	-	-	-	-	-

PROGRAM/ACTIVITY/PROJECT	UACS CODE	APPROPRIATION				ALLOTMENTS					TOTAL OBLIGATION				
		Authorized Appropriation	Adjustments (Transfer To/From Realignment)	Within Dept.	Adjusted Appropriations	Allotments Received	Adjustments (Withdrawal, Realignment)	(Transfer to)	Transfer from	Adjusted Total Allotments	1st Qtr ending March 31	2nd Qtr ending June 30	3rd Qtr ending Sept. 30	4th Qtr ending Dec. 31	TOTAL (REGULAR FUND)
			SARO's Releases for APB and HFEP												
SUB-TOTAL, 00: ACCESS TO SOCIAL HEALTH PROTECTION ASSURED		1,360,996,552.25	-	(243,901,000.00)	1,117,095,552.25	1,360,996,552.25	-	(243,901,000.00)	-	1,117,095,552.25	394,141.41	-	-	-	394,141.41
TOTAL, OPERATIONS		5,607,544,559.75	-	(563,492,940.64)	5,044,051,619.11	4,402,239,617.75	-	(563,492,940.64)	-	3,838,746,677.11	181,874,049.22	-	-	-	181,874,049.22
TOTAL SPECIFIC BUDGET (CONAP)		5,847,825,382.63	-	(612,205,228.54)	5,235,620,154.09	4,642,520,440.63	-	(612,205,228.54)	-	4,030,315,212.09	202,281,175.27	-	-	-	202,281,175.27
PS		119,433,161.85	-	(65,474,354.84)	53,958,807.01	90,433,161.85	-	(65,474,354.84)	-	24,958,807.01	3,671,915.22	-	-	-	3,671,915.22
MOOE		4,785,659,782.56	-	(308,332,007.80)	4,477,327,774.76	3,961,733,825.56	-	(308,332,007.80)	-	3,653,401,817.76	193,609,260.05	-	-	-	193,609,260.05
CO		942,732,438.22	-	(238,398,865.90)	704,333,572.32	590,353,453.22	-	(238,398,865.90)	-	351,954,587.32	5,000,000.00	-	-	-	5,000,000.00
II. AUTOMATIC APPROPRIATION															
Retirement and Life Insurance Premium	01104102	-	-	-	-	-	-	-	-	-	-	-	-	-	-
Personnel Services				-	-					-	-	-	-	-	-
Maintenance & Other Operating Expenses				-	-					-	-	-	-	-	-
Capital Outlays				-	-					-	-	-	-	-	-
Custom and Duties and Taxes	01104105	-	-	-	-	-	-	-	-	-	-	-	-	-	-
Personnel Services				-	-					-	-	-	-	-	-
Maintenance & Other Operating Expenses				-	-					-	-	-	-	-	-
Capital Outlays				-	-					-	-	-	-	-	-
Franchise Tax	03104347	-	-	-	-	-	-	-	-	-	-	-	-	-	-
Personnel Services				-	-					-	-	-	-	-	-
Maintenance & Other Operating Expenses				-	-					-	-	-	-	-	-
Capital Outlays				-	-					-	-	-	-	-	-
Domestic Grant Proceeds (Financial Assistance) -BGH	03104347	-	-	-	-	-	-	-	-	-	-	-	-	-	-
Personnel Services				-	-					-	-	-	-	-	-
Maintenance & Other Operating Expenses				-	-					-	-	-	-	-	-
Capital Outlays				-	-					-	-	-	-	-	-
Regulation of Health Establishments and Products	03104348	-	-	-	-	-	-	-	-	-	-	-	-	-	-
Personnel Services				-	-					-	-	-	-	-	-
Maintenance & Other Operating Expenses				-	-					-	-	-	-	-	-
Capital Outlays				-	-					-	-	-	-	-	-
Provision of Quarantine Services and International Health	03104349	-	-	-	-	-	-	-	-	-	-	-	-	-	-
Personnel Services				-	-					-	-	-	-	-	-
Maintenance & Other Operating Expenses				-	-					-	-	-	-	-	-
Capital Outlays				-	-					-	-	-	-	-	-
Health Sector Policy Support Program - Phase II EU (DOH	04104159	-	-	-	-	-	-	-	-	-	-	-	-	-	-
Personnel Services				-	-					-	-	-	-	-	-
Maintenance & Other Operating Expenses				-	-					-	-	-	-	-	-
Capital Outlays				-	-					-	-	-	-	-	-
SUB-TOTAL, AUTOMATIC APPROPRIATION		-	-	-	-	-	-	-	-	-	-	-	-	-	-
PS		-	-	-	-	-	-	-	-	-	-	-	-	-	-
MOOE		-	-	-	-	-	-	-	-	-	-	-	-	-	-
CO		-	-	-	-	-	-	-	-	-	-	-	-	-	-
III. SPECIAL PURPOSE FUND															
Pension and Graduity Fund	01101407	-	-	-	-	-	-	-	-	-	-	-	-	-	-
Personnel Services				-	-					-	-	-	-	-	-
Maintenance & Other Operating Expenses				-	-					-	-	-	-	-	-
Capital Outlays				-	-					-	-	-	-	-	-
Miscellaneous Personnel Benefits Fund	01101406	- 20,963,345.67	-	(12,834,960.49)	8,128,385.18	-20,963,345.67	-	(12,834,960.49)	-	8,128,385.18	10,000.00	-	-	-	10,000.00
Personnel Services		20,963,345.67	-	(12,834,960.49)	8,128,385.18	20,963,345.67	-	(12,834,960.49)		8,128,385.18	10,000.00	-	-	-	10,000.00
Maintenance & Other Operating Expenses				-	-			-		-	-	-	-	-	-
Capital Outlays				-	-			-		-	-	-	-	-	-

PROGRAM/ACTIVITY/PROJECT	UACS CODE	APPROPRIATION				ALLOTMENTS					TOTAL OBLIGATION				
		Authorized Appropriation	Adjustments (Transfer To/From Realignment)	Within Dept.	Adjusted Appropriations	Allotments Received	Adjustments (Withdrawal, Realignment)	(Transfer to)	Transfer from	Adjusted Total Allotments	1st Qtr ending March 31	2nd Qtr ending June 30	3rd Qtr ending Sept. 30	4th Qtr ending Dec. 31	TOTAL (REGULAR FUND)
			SARO's Releases for APB and HFEP												
					-					-	-	-	-	-	-
International Commitment Fund	01101405	-	-	-	-	-	-	-	-	-	-	-	-	-	-
Personnel Services				-	-					-	-	-	-	-	-
Maintenance & Other Operating Expenses				-	-					-	-	-	-	-	-
Capital Outlays				-	-					-	-	-	-	-	-
					-					-	-	-	-	-	-
E-Government Fund	01102404	-	-	-	-	-	-	-	-	-	-	-	-	-	-
Personnel Services				-	-					-	-	-	-	-	-
Maintenance & Other Operating Expenses				-	-					-	-	-	-	-	-
Capital Outlays				-	-					-	-	-	-	-	-
					-					-	-	-	-	-	-
Contingent Fund	01102402	-	-	-	-	-	-	-	-	-	-	-	-	-	-
Personnel Services				-	-					-	-	-	-	-	-
Maintenance & Other Operating Expenses				-	-					-	-	-	-	-	-
Capital Outlays				-	-					-	-	-	-	-	-
					-					-	-	-	-	-	-
Calamity Funds	01101401	-	-	-	-	-	-	-	-	-	-	-	-	-	-
Personnel Services				-	-					-	-	-	-	-	-
Maintenance & Other Operating Expenses				-	-					-	-	-	-	-	-
Capital Outlays				-	-					-	-	-	-	-	-
					-					-	-	-	-	-	-
SUB-TOTAL, SPECIAL PURPOSE		20,963,345.67	-	(12,834,960.49)	8,128,385.18	20,963,345.67	-	(12,834,960.49)	-	8,128,385.18	10,000.00	-	-	-	10,000.00
PS		20,963,345.67	-	(12,834,960.49)	8,128,385.18	20,963,345.67	-	(12,834,960.49)	-	8,128,385.18	10,000.00	-	-	-	10,000.00
MOOE		-	-	-	-	-	-	-	-	-	-	-	-	-	-
CO		-	-	-	-	-	-	-	-	-	-	-	-	-	-
					-					-	-	-	-	-	-
TOTAL (CONAP 2018)		5,868,788,728.30	-	(625,040,189.03)	5,243,748,539.27	4,663,483,786.30	-	(625,040,189.03)	-	4,038,443,597.27	202,291,175.27	-	-	-	202,291,175.27
PS		140,396,507.52	-	(78,309,315.33)	62,087,192.19	111,396,507.52	-	(78,309,315.33)	-	33,087,192.19	3,681,915.22	-	-	-	3,681,915.22
MOOE		4,785,659,782.56	-	(308,332,007.80)	4,477,327,774.76	3,961,733,825.56	-	(308,332,007.80)	-	3,653,401,817.76	193,609,260.05	-	-	-	193,609,260.05
CO		942,732,438.22	-	(238,398,865.90)	704,333,572.32	590,353,453.22	-	(238,398,865.90)	-	351,954,587.32	5,000,000.00	-	-	-	5,000,000.00
FE															
GRAND TOTAL (CURRENT + CONAP)		55,317,599,728.30	-	(16,124,145,107.48)	39,193,454,620.82	49,757,474,786.30	516,157,000.00	(16,640,302,107.48)	-	33,633,329,678.82	2,107,880,632.95	-	-	-	2,107,880,632.95
PS		9,773,294,507.52	-	(7,059,764,360.84)	2,713,530,146.68	9,744,294,507.52	16,107,000.00	(7,075,871,360.84)	-	2,684,530,146.68	623,686,923.50	-	-	-	623,686,923.50
MOOE		34,366,655,782.56	-	(3,285,912,930.74)	31,080,742,851.82	32,024,809,825.56	500,050,000.00	(3,785,962,930.74)	-	28,738,896,894.82	1,469,593,709.44	-	-	-	1,469,593,709.44
CO		11,177,649,438.22	-	(5,778,467,815.90)	5,399,181,622.32	7,988,370,453.22	-	(5,778,467,815.90)	-	2,209,902,637.32	14,600,000.00	-	-	-	14,600,000.00
FE		-	-	-	-	-	-	-	-	-	-	-	-	-	-

Department: Department of Health (DOH)

Agency: Office of the Secretary

Operating Unit: Central Office

Organization Code (UACS): 130010000000

Fund Cluster: 01 - Regular Agency Fund, 04 - Special Accounts/ Foreign As

Current Year Appropriations

Supplemental Appropriations

Continuing Appropriations

PROGRAM/ACTIVITY/PROJECT	UACS CODE	TOTAL DISBURSEMENT					BALANCES			
		1st Qtr ending March 31	2nd Qtr ending June 30	3rd Qtr ending Sept. 30	4th Qtr ending Dec. 31	TOTAL (REGULAR FUND)	Unreleased Appropriation	Unobligated Allotment	UNPAID OBLIGATION	
									Due and Demandable	Not Yet Due and Demandable
I. NEW APPROPRIATION (CURRENT)										
A. PROGRAMS										
I. GENERAL ADMINISTRATION AND SUPPORT										
General Management and Supervision		104,315,289.72	-	-	-	104,315,289.72	-	476,065,570.39	-	45,549,439.89
Personnel Services		70,824,836.75	-	-	-	70,824,836.75	-	254,308,163.25		-
Maintenance & Other Operating Expenses		33,490,452.97	-	-	-	33,490,452.97	-	221,757,407.14		45,549,439.89
Capital Outlays		-	-	-	-	-	-	-		-
							-	-		-
Administration of Personnel Benefits		-	-	-	-	-	-	1,411,535,257.85	1,942,943.59	-
Personnel Services		-	-	-	-	-	-	1,411,535,257.85	1,942,943.59	-
Maintenance & Other Operating Expenses		-	-	-	-	-	-	-		-
Capital Outlays		-	-	-	-	-	-	-		-
TOTAL, GASS		104,315,289.72	-	-	-	104,315,289.72	-	1,887,600,828.24	1,942,943.59	45,549,439.89
II. SUPPORT TO OPERATIONS										
Health Information Technology		21,590,409.62	-	-	-	21,590,409.62	-	1,181,368,976.00	-	14,977,588.78
Personnel Services		5,061,556.45	-	-	-	5,061,556.45	-	1,232,443.55		-
Maintenance & Other Operating Expenses		6,928,853.17	-	-	-	6,928,853.17	-	379,758,532.45		14,977,588.78
Capital Outlays		9,600,000.00	-	-	-	9,600,000.00	-	800,378,000.00		-
							-	-		-
Operations of Regional Offices		-	-	-	-	-	-	-	-	-
Personnel Services		-	-	-	-	-	-	-		-
Maintenance & Other Operating Expenses		-	-	-	-	-	-	-		-
Capital Outlays		-	-	-	-	-	-	-		-
							-	-		-
TOTAL, STO		21,590,409.62	-	-	-	21,590,409.62	-	1,181,368,976.00	-	14,977,588.78
III. OPERATIONS										
PREXC OO : ACCESS TO PROMOTIVE AND PRECVENTIVE HEALTH CARE										
HEALTH POLICY AND STANDARDS DEVELOPMENT PROGRAM										
International Health Policy Development and Cooperation		6,562,068.36	-	-	-	6,562,068.36	-	32,046,536.53	-	263,395.11
Personnel Services		5,114,942.99	-	-	-	5,114,942.99	-	17,629,057.01		-
Maintenance & Other Operating Expenses		1,447,125.37	-	-	-	1,447,125.37	-	14,417,479.52		263,395.11
Capital Outlays		-	-	-	-	-	-	-		-
							-	-		-
Health Sector Policy and Plan Development		9,335,547.19	-	-	-	9,335,547.19	-	41,729,267.65	-	15,185.16
Personnel Services		7,454,881.72	-	-	-	7,454,881.72	-	20,413,118.28		-
Maintenance & Other Operating Expenses		1,880,665.47	-	-	-	1,880,665.47	-	21,316,149.37		15,185.16
Capital Outlays		-	-	-	-	-	-	-		-
							-	-		-
Health Sector Research Development		77,750.00	-	-	-	77,750.00	-	184,030,250.00	-	-
Personnel Services		-	-	-	-	-	-	53,702,000.00		-
Maintenance & Other Operating Expenses		77,750.00	-	-	-	77,750.00	-	130,328,250.00		-
Capital Outlays		-	-	-	-	-	-	-		-
							-	-		-
HEALTH SYSTEMS STRENGTHENING PROGRAM										
SERVICE DELIVERY SUB-PROGRAM										

PROGRAM/ACTIVITY/PROJECT	UACS CODE	TOTAL DISBURSEMENT					BALANCES			
		1st Qtr ending March 31	2nd Qtr ending June 30	3rd Qtr ending Sept. 30	4th Qtr ending Dec. 31	TOTAL (REGULAR FUND)	Unreleased Appropriation	Unobligated Allotment	UNPAID OBLIGATION	
									Due and Demandable	Not Yet Due and Demandable
Health Facility Policy and Plan Development		12,056,730.86	-	-	-	12,056,730.86	-	131,791,854.56	-	777,414.58
Personnel Services		6,566,216.04	-	-	-	6,566,216.04	-	24,085,783.96	-	-
Maintenance & Other Operating Expenses		5,490,514.82	-	-	-	5,490,514.82	-	107,706,070.60	-	777,414.58
Capital Outlays		-	-	-	-	-	-	-	-	-
							-	-	-	-
Health Facilities Enhancement Program		2,586,223.07	-	-	-	2,586,223.07	2,486,900,000.00	437,092,108.08	-	42,668.85
Personnel Services		-	-	-	-	-	-	-	-	-
Maintenance & Other Operating Expenses		2,586,223.07	-	-	-	2,586,223.07	-	30,142,108.08	-	42,668.85
Capital Outlays		-	-	-	-	-	2,486,900,000.00	406,950,000.00	-	-
							-	-	-	-
Local Health Systems Development and Assistance		5,331,285.46	-	-	-	5,331,285.46	-	37,507,482.98	-	448,257.16
Personnel Services		4,402,482.04	-	-	-	4,402,482.04	-	2,689,517.96	-	-
Maintenance & Other Operating Expenses		928,803.42	-	-	-	928,803.42	-	34,817,965.02	-	448,257.16
Capital Outlays		-	-	-	-	-	-	-	-	-
							-	-	-	-
Pharmaceutical Management		2,247,906.32	-	-	-	2,247,906.32	3,000,000.00	89,237,940.30	-	73,646.58
Personnel Services		-	-	-	-	-	-	-	-	-
Maintenance & Other Operating Expenses		2,247,906.32	-	-	-	2,247,906.32	3,000,000.00	89,237,940.30	-	73,646.58
Capital Outlays		-	-	-	-	-	-	-	-	-
							-	-	-	-
HEALTH HUMAN RESOURCE SUB-PROGRAM										
Human Resource for Health (HRH) Deployment		342,088,922.79	-	-	-	342,088,922.79	-	582,808,963.42	187,523,227.84	81,241,126.00
Personnel Services		291,586,838.79	-	-	-	291,586,838.79	-	76,174,686.42	187,523,227.84	-
Maintenance & Other Operating Expenses		50,502,084.00	-	-	-	50,502,084.00	-	506,634,277.00	-	81,241,126.00
Capital Outlays		-	-	-	-	-	-	-	-	-
							-	-	-	-
Human Resources for Health (HRH) and Institutional Capacity Management		10,229,643.56	-	-	-	10,229,643.56	-	94,449,052.17	-	333,304.27
Personnel Services		5,701,302.55	-	-	-	5,701,302.55	-	33,886,697.45	-	-
Maintenance & Other Operating Expenses		4,528,341.01	-	-	-	4,528,341.01	-	60,562,354.72	-	333,304.27
Capital Outlays		-	-	-	-	-	-	-	-	-
							-	-	-	-
HEALTH PROMOTION SUB-PROGRAM										
Health Promotion		6,461,144.81	-	-	-	6,461,144.81	-	215,922,670.03	-	15,185.16
Personnel Services		3,640,842.83	-	-	-	3,640,842.83	-	22,474,157.17	-	-
Maintenance & Other Operating Expenses		2,820,301.98	-	-	-	2,820,301.98	-	193,448,512.86	-	15,185.16
Capital Outlays		-	-	-	-	-	-	-	-	-
							-	-	-	-
PUBLIC HEALTH PROGRAM										
PUBLIC HEALTH MANAGEMENT SUB-PROGRAM										
Public Health Management		8,941,620.49	-	-	-	8,941,620.49	205,000,000.00	660,788,492.89	-	267,987,930.72
Personnel Services		18,440.34	-	-	-	18,440.34	-	357,559.66	-	-
Maintenance & Other Operating Expenses		8,923,180.15	-	-	-	8,923,180.15	205,000,000.00	660,430,933.23	-	267,987,930.72
Capital Outlays		-	-	-	-	-	-	-	-	-
							-	-	-	-
Operation of PNAC Secretariat		1,790,282.74	-	-	-	1,790,282.74	-	12,529,070.48	-	38,646.78
Personnel Services		1,057,304.80	-	-	-	1,057,304.80	-	3,566,695.20	-	-
Maintenance & Other Operating Expenses		732,977.94	-	-	-	732,977.94	-	8,962,375.28	-	38,646.78
Capital Outlays		-	-	-	-	-	-	-	-	-
							-	-	-	-
Complementary Feeding Program		-	-	-	-	-	62,000,000.00	-	-	-
Personnel Services		-	-	-	-	-	-	-	-	-
Maintenance & Other Operating Expenses		-	-	-	-	-	62,000,000.00	-	-	-
Capital Outlays		-	-	-	-	-	-	-	-	-
							-	-	-	-
ENVIRONMENTAL AND OCCUPATIONAL HEALTH SUB-PROGRAM										
Environmental and Occupational Health		-	-	-	-	-	350,000,000.00	775,000.00	-	-
Personnel Services		-	-	-	-	-	-	-	-	-

PROGRAM/ACTIVITY/PROJECT	UACS CODE	TOTAL DISBURSEMENT					BALANCES			
		1st Qtr ending March 31	2nd Qtr ending June 30	3rd Qtr ending Sept. 30	4th Qtr ending Dec. 31	TOTAL (REGULAR FUND)	Unreleased Appropriation	Unobligated Allotment	UNPAID OBLIGATION	
									Due and Demandable	Not Yet Due and Demandable
Maintenance & Other Operating Expenses		-	-	-	-	-	-	775,000.00		-
Capital Outlays		-	-	-	-	-	350,000,000.00	-		-
										-
NATIONAL IMMUNIZATION SUB-PROGRAM										
National Immunization		-	-	-	-	-	-	7,393,001,000.00	-	150,000,000.00
Personnel Services		-	-	-	-	-	-	-		-
Maintenance & Other Operating Expenses		-	-	-	-	-	-	7,393,001,000.00		150,000,000.00
Capital Outlays		-	-	-	-	-	-	-		-
										-
FAMILY HEALTH SUB-PROGRAM										
Family Health , Nutrition and Responsible Parenting		-	-	-	-	-	-	1,919,912,000.00	-	69,404,000.00
Personnel Services		-	-	-	-	-	-	-		-
Maintenance & Other Operating Expenses		-	-	-	-	-	-	1,919,912,000.00		69,404,000.00
Capital Outlays		-	-	-	-	-	-	-		-
										-
ELIMINATION OF IN FECTIOUS DISEASES PROGRAM										
Elimination of Disease such as Malaria, Schistosomiasis, Leprosy and Filariasis		-	-	-	-	-	-	316,305,500.00	-	4,159,500.00
Personnel Services		-	-	-	-	-	-	-		-
Maintenance & Other Operating Expenses		-	-	-	-	-	-	316,305,500.00		4,159,500.00
Capital Outlays		-	-	-	-	-	-	-		-
										-
Rabies Control		-	-	-	-	-	-	460,117,840.00	-	40,248,160.00
Personnel Services		-	-	-	-	-	-	-		-
Maintenance & Other Operating Expenses		-	-	-	-	-	-	460,117,840.00		40,248,160.00
Capital Outlays		-	-	-	-	-	-	-		-
										-
PREVENTION AND CONTROL OF INFECTIOUS DISEASES SUB-PROGRAM										
Prevention and Control of Other Infectious Disease		-	-	-	-	-	40,000,000.00	1,016,485,551.00	-	1,859,449.00
Personnel Services		-	-	-	-	-	-	-		-
Maintenance & Other Operating Expenses		-	-	-	-	-	40,000,000.00	1,016,485,551.00		1,859,449.00
Capital Outlays		-	-	-	-	-	-	-		-
										-
TB Control		-	-	-	-	-	35,000,000.00	819,215,318.40	-	94,728,681.60
Personnel Services		-	-	-	-	-	-	-		-
Maintenance & Other Operating Expenses		-	-	-	-	-	35,000,000.00	399,215,318.40		94,728,681.60
Capital Outlays		-	-	-	-	-	-	420,000,000.00		-
										-
Assistance to Philippine Tuberculosis		-	-	-	-	-	-	13,800,000.00	-	-
Personnel Services		-	-	-	-	-	-	-		-
Maintenance & Other Operating Expenses		-	-	-	-	-	-	13,800,000.00		-
Capital Outlays		-	-	-	-	-	-	-		-
										-
NON COMMUNICABLE DISEASES SUB-PROGRAM										
Prevention and Control of Non-Communicable Diseases		-	-	-	-	-	-	424,009,841.60	-	85,053,158.40
Personnel Services		-	-	-	-	-	-	-		-
Maintenance & Other Operating Expenses		-	-	-	-	-	-	424,009,841.60		85,053,158.40
Capital Outlays		-	-	-	-	-	-	-		-
										-
EPIDEMIOLOGY AND SURVEILLANCE PROGRAM										
Epidemiology and Surveillance		9,230,002.47	-	-	-	9,230,002.47	-	68,785,086.52	-	1,126,394.81
Personnel Services		4,998,039.00	-	-	-	4,998,039.00	-	9,419,961.00		-
Maintenance & Other Operating Expenses		4,231,963.47	-	-	-	4,231,963.47	-	59,365,125.52		1,126,394.81
Capital Outlays		-	-	-	-	-	-	-		-
										-
HEALTH EMERGENCY MANAGEMENT PROGRAM										
Health Emergency Preparedness and Response		6,875,573.27	-	-	-	6,875,573.27	-	115,467,685.28	-	1,010,741.45
Personnel Services		5,428,965.55	-	-	-	5,428,965.55	-	2,391,034.45		-

PROGRAM/ACTIVITY/PROJECT	UACS CODE	TOTAL DISBURSEMENT					BALANCES			
		1st Qtr ending March 31	2nd Qtr ending June 30	3rd Qtr ending Sept. 30	4th Qtr ending Dec. 31	TOTAL (REGULAR FUND)	Unreleased Appropriation	Unobligated Allotment	UNPAID OBLIGATION	
									Due and Demandable	Not Yet Due and Demandable
Maintenance & Other Operating Expenses		1,446,607.72	-	-	-	1,446,607.72	-	113,076,650.83		1,010,741.45
Capital Outlays		-	-	-	-	-	-	-		-
Quick Response Fund		500,000.00	-	-	-	500,000.00	100,000,000.00	256,228,860.00	-	71,036,000.00
Personnel Services		-	-	-	-	-	-	-		-
Maintenance & Other Operating Expenses		500,000.00	-	-	-	500,000.00	100,000,000.00	38,537,810.00		71,036,000.00
Capital Outlays		-	-	-	-	-	-	217,691,050.00		-
SUB-TOTAL, 00 : ACCESS TO PROMOTIVE AND PRECVENTIVE HEALTH CARE		424,314,701.39	-	-	-	424,314,701.39	3,281,900,000.00	15,324,037,371.89	187,523,227.84	869,824,198.85
PREXC 00 : ACCESS TO CURATIVE AND REHABILITATIVE HEALTH CARE										
HEALTH FACILITIES OPERATION PROGRAM										
CURATIVE HEALTH CARE SUB-PROGRAM										
Operation of Blood Centers and National Voluntary Blood Services Program		11,371,020.99	-	-	-	11,371,020.99	-	511,180,991.17	-	1,021,146.80
Personnel Services		666,568.65	-	-	-	666,568.65	-	6,593,431.35		-
Maintenance & Other Operating Expenses		10,704,452.34	-	-	-	10,704,452.34	-	504,587,459.82		1,021,146.80
Capital Outlays		-	-	-	-	-	-	-		-
Operation of DOH Hospitals in Metro Manila (MM)		-	-	-	-	-	-	-		-
Personnel Services		-	-	-	-	-	-	-		-
Maintenance & Other Operating Expenses		-	-	-	-	-	-	-		-
Capital Outlays		-	-	-	-	-	-	-		-
Operation of DOH Regional Hospitals and Other Health Facilities		-	-	-	-	-	-	-		-
Personnel Services		-	-	-	-	-	-	-		-
Maintenance & Other Operating Expenses		-	-	-	-	-	-	-		-
Capital Outlays		-	-	-	-	-	-	-		-
Operation of National Reference Laboratories		-	-	-	-	-	-	6,425,000.00	-	-
Personnel Services		-	-	-	-	-	-	-		-
Maintenance & Other Operating Expenses		-	-	-	-	-	-	6,425,000.00		-
Capital Outlays		-	-	-	-	-	-	-		-
REHABILITATIVE HEALTH CARE SUB-PROGRAM										
Operation of Dangerous Drug Abuse Treatment and Rehabilitation Centers		2,312,613.67	-	-	-	2,312,613.67	-	46,546,683.38	-	200,702.95
Personnel Services		-	-	-	-	-	-	-		-
Maintenance & Other Operating Expenses		2,312,613.67	-	-	-	2,312,613.67	-	43,217,683.38		200,702.95
Capital Outlays		-	-	-	-	-	-	3,329,000.00		-
SUB-TOTAL, 00 : ACCESS TO CURATIVE AND REHABILITATIVE HEALTH CARE		13,683,634.66	-	-	-	13,683,634.66	-	564,152,574.55	-	1,221,849.75
PREXC 00 : ACCESS TO SAFE AND QUALITY HEALTH COMMODITIES, DE										
HEALTH REGULATORY PROGRAM										
HEALTH FACILITIES AND SERVICES REGULATION SUB-PROGRAM										
Regulations of Health Facilities and Services		13,904,718.53	-	-	-	13,904,718.53	-	61,231,852.48	-	317,828.99
Personnel Services		10,490,669.41	-	-	-	10,490,669.41	-	35,287,330.59		-
Maintenance & Other Operating Expenses		3,414,049.12	-	-	-	3,414,049.12	-	25,944,521.89		317,828.99
Capital Outlays		-	-	-	-	-	-	-		-
Regulation of Regional Health Facilities and Services		-	-	-	-	-	-	-		-
Personnel Services		-	-	-	-	-	-	-		-
Maintenance & Other Operating Expenses		-	-	-	-	-	-	-		-
Capital Outlays		-	-	-	-	-	-	-		-
CONSUMER HEALTH AND WELFARE SUB-PROGRAM										
Regulation of Health Products and Establishments		-	-	-	-	-	-	-		-
Personnel Services		-	-	-	-	-	-	-		-
Maintenance & Other Operating Expenses		-	-	-	-	-	-	-		-

PROGRAM/ACTIVITY/PROJECT	UACS CODE	TOTAL DISBURSEMENT					BALANCES			
		1st Qtr ending March 31	2nd Qtr ending June 30	3rd Qtr ending Sept. 30	4th Qtr ending Dec. 31	TOTAL (REGULAR FUND)	Unreleased Appropriation	Unobligated Allotment	UNPAID OBLIGATION	
									Due and Demandable	Not Yet Due and Demandable
Capital Outlays		-	-	-	-	-	-	-	-	-
										-
ROUTINE QUARANTINE SERVICES SUB-PROGRAM										
Provision of Quarantine Services and International Health Surveillance		-	-	-	-	-	-	-	-	-
Personnel Services		-	-	-	-	-	-	-	-	-
Maintenance & Other Operating Expenses		-	-	-	-	-	-	-	-	-
Capital Outlays		-	-	-	-	-	-	-	-	-
SUB-TOTAL, 00: ACCESS TO SAFE AND QUALITY HEALTH COMMODITIES		13,904,718.53	-	-	-	13,904,718.53	-	61,231,852.48	-	317,828.99
							-	-		-
PREXC 00: ACCESS TO SOCIAL HEALTH PROTECTION ASSURED										-
SOCIAL HEALTH PROTECTION PROGRAM										-
PROJECTS										-
LOCALLY - FUNDED PROJECTS		1,875,031.11	-	-	-	1,875,031.11	1,043,500,000.00	8,308,589,212.70	-	3,559,756.19
Assistance to indigent Patients either confined or out patient s in government hos		1,875,031.11	-	-	-	1,875,031.11	1,043,500,000.00	8,308,589,212.70	-	3,559,756.19
Personnel Services		-	-	-	-	-	-	-	-	-
Maintenance & Other Operating Expenses		1,875,031.11	-	-	-	1,875,031.11	1,043,500,000.00	8,308,589,212.70		3,559,756.19
Capital Outlays		-	-	-	-	-	-	-		-
							-	-		-
SUB-TOTAL, 00: ACCESS TO SOCIAL HEALTH PROTECTION ASSURED		1,875,031.11	-	-	-	1,875,031.11	1,043,500,000.00	8,308,589,212.70	-	3,559,756.19
TOTAL, OPERATIONS		453,778,085.69	-	-	-	453,778,085.69	4,325,400,000.00	24,258,011,011.62	187,523,227.84	874,923,633.78
TOTAL NEW APPROPRIATIONS		579,683,785.03	-	-	-	579,683,785.03	4,325,400,000.00	27,326,980,815.86	189,466,171.43	935,489,309.23
PS		423,013,887.91	-	-	-	423,013,887.91	-	1,975,746,895.15	189,466,171.43	-
MOOE		147,069,897.12	-	-	-	147,069,897.12	1,488,500,000.00	23,502,885,870.71	-	935,489,309.23
GO		9,600,000.00	-	-	-	9,600,000.00	2,836,900,000.00	1,848,348,050.00	-	-
II. AUTOMATIC APPROPRIATION										
Retirement and Life Insurance Premium	01104102	7,524,948.94	-	-	-	7,524,948.94	-	39,584,051.06	-	-
Personnel Services		7,524,948.94	-	-	-	7,524,948.94	-	39,584,051.06		-
Maintenance & Other Operating Expenses		-	-	-	-	-	-	-		-
Capital Outlays		-	-	-	-	-	-	-		-
							-	-		
Custom and Duties and Taxes	01104105	-	-	-	-	-	-	-	-	-
Personnel Services		-	-	-	-	-	-	-		-
Maintenance & Other Operating Expenses		-	-	-	-	-	-	-		-
Capital Outlays		-	-	-	-	-	-	-		-
							-	-		
Franchise Tax	03104347	-	-	-	-	-	29,420,000.00	-	-	-
Personnel Services		-	-	-	-	-	-	-		-
Maintenance & Other Operating Expenses		-	-	-	-	-	29,420,000.00	-		-
Capital Outlays		-	-	-	-	-	-	-		-
							-	-		
Domestic Grant Proceeds (Financial Assistance) -BGH	03104347	-	-	-	-	-	-	-	-	-
Personnel Services		-	-	-	-	-	-	-		-
Maintenance & Other Operating Expenses		-	-	-	-	-	-	-		-
Capital Outlays		-	-	-	-	-	-	-		-
							-	-		
Regulation of Health Establishments and Products	03104348	-	-	-	-	-	-	-	-	-
Personnel Services		-	-	-	-	-	-	-		-
Maintenance & Other Operating Expenses		-	-	-	-	-	-	-		-
Capital Outlays		-	-	-	-	-	-	-		-
							-	-		
Provision of Quarantine Services and International Health	03104349	-	-	-	-	-	-	-	-	-
Personnel Services		-	-	-	-	-	-	-		-
Maintenance & Other Operating Expenses		-	-	-	-	-	-	-		-
Capital Outlays		-	-	-	-	-	-	-		-
							-	-		
Health Sector Policy Support Program - Phase II EU (DOH	04104159	-	-	-	-	-	-	-	-	-

PROGRAM/ACTIVITY/PROJECT	UACS CODE	TOTAL DISBURSEMENT					BALANCES			
		1st Qtr ending March 31	2nd Qtr ending June 30	3rd Qtr ending Sept. 30	4th Qtr ending Dec. 31	TOTAL (REGULAR FUND)	Unreleased Appropriation	Unobligated Allotment	UNPAID OBLIGATION	
									Due and Demandable	Not Yet Due and Demandable
Personnel Services		-	-	-	-	-	-	-	-	-
Maintenance & Other Operating Expenses		-	-	-	-	-	-	-	-	-
Capital Outlays		-	-	-	-	-	-	-	-	-
SUB-TOTAL, AUTOMATIC APPROPRIATION		7,524,948.94	-	-	-	7,524,948.94	29,420,000.00	39,584,051.06	-	-
PS		7,524,948.94	-	-	-	7,524,948.94	-	39,584,051.06	-	-
MOOE		-	-	-	-	-	29,420,000.00	-	-	-
CO		-	-	-	-	-	-	-	-	-
III. SPECIAL PURPOSE FUND										
Pension and Graduity Fund	01101407	-	-	-	-	-	-	-	-	-
Personnel Services		-	-	-	-	-	-	-	-	-
Maintenance & Other Operating Expenses		-	-	-	-	-	-	-	-	-
Capital Outlays		-	-	-	-	-	-	-	-	-
Miscellaneous Personnel Benefits Fund	01101406	-	-	-	-	-	-	16,107,000.00	-	-
Personnel Services		-	-	-	-	-	-	16,107,000.00	-	-
Maintenance & Other Operating Expenses		-	-	-	-	-	-	-	-	-
Capital Outlays		-	-	-	-	-	-	-	-	-
International Commitment Fund	01101405	-	-	-	-	-	-	-	-	-
Personnel Services		-	-	-	-	-	-	-	-	-
Maintenance & Other Operating Expenses		-	-	-	-	-	-	-	-	-
Capital Outlays		-	-	-	-	-	-	-	-	-
E-Government Fund	01102404	-	-	-	-	-	-	-	-	-
Personnel Services		-	-	-	-	-	-	-	-	-
Maintenance & Other Operating Expenses		-	-	-	-	-	-	-	-	-
Capital Outlays		-	-	-	-	-	-	-	-	-
Contingent Fund	01102402	-	-	-	-	-	-	-	-	50,000.00
Personnel Services		-	-	-	-	-	-	-	-	-
Maintenance & Other Operating Expenses		-	-	-	-	-	-	-	-	50,000.00
Capital Outlays		-	-	-	-	-	-	-	-	-
Calamity Funds	01101401	-	-	-	-	-	-	306,624,756.96	-	193,375,243.04
Personnel Services		-	-	-	-	-	-	-	-	-
Maintenance & Other Operating Expenses		-	-	-	-	-	-	306,624,756.96	-	193,375,243.04
Capital Outlays		-	-	-	-	-	-	-	-	-
SUB-TOTAL, SPECIAL PURPOSE		-	-	-	-	-	-	322,731,756.96	-	193,425,243.04
PS		-	-	-	-	-	-	16,107,000.00	-	-
MOOE		-	-	-	-	-	-	306,624,756.96	-	193,425,243.04
CO		-	-	-	-	-	-	-	-	-
TOTAL (CURRENT YEAR 2020)		587,208,733.97	-	-	-	587,208,733.97	4,354,820,000.00	27,689,296,623.88	189,466,171.43	1,128,914,552.27
PS		430,538,836.85	-	-	-	430,538,836.85	-	2,031,437,946.21	189,466,171.43	-
MOOE		147,069,897.12	-	-	-	147,069,897.12	1,517,920,000.00	23,809,510,627.67	-	1,128,914,552.27
CO		9,600,000.00	-	-	-	9,600,000.00	2,836,900,000.00	1,848,348,050.00	-	-
FE										
I. CONTINUING APPROPRIATION										
A. PROGRAMS										
I. GENERAL ADMINISTRATION AND SUPPORT										
General Management and Supervision		11,925,321.67	-	-	-	11,925,321.67	-	3,975,486.04	-	2,585,160.51
Personnel Services		-	-	-	-	-	-	184,720.53	-	-
Maintenance & Other Operating Expenses		11,925,321.67	-	-	-	11,925,321.67	-	3,790,765.51	-	2,585,160.51
Capital Outlays		-	-	-	-	-	-	-	-	-

PROGRAM/ACTIVITY/PROJECT	UACS CODE	TOTAL DISBURSEMENT					BALANCES			
		1st Qtr ending March 31	2nd Qtr ending June 30	3rd Qtr ending Sept. 30	4th Qtr ending Dec. 31	TOTAL (REGULAR FUND)	Unreleased Appropriation	Unobligated Allotment	UNPAID OBLIGATION	
									Due and Demandable	Not Yet Due and Demandable
Administration of Personnel Benefits		3,425,864.60	-	-	-	3,425,864.60	-	18,165,746.87	20,563.31	0.00
Personnel Services		3,425,864.60	-	-	-	3,425,864.60	-	18,165,746.87	20,563.31	0.00
Maintenance & Other Operating Expenses		-	-	-	-	-	-	-		-
Capital Outlays		-	-	-	-	-	-	-		-
TOTAL, GASS		15,351,186.27	-	-	-	15,351,186.27	-	22,141,232.91	20,563.31	2,585,160.51
II. SUPPORT TO OPERATIONS										
Health Information Technology		1,211,105.72	-	-	-	1,211,105.72	-	149,020,176.02	-	1,239,110.24
Personnel Services		-	-	-	-	-	-	48,360.50		-
Maintenance & Other Operating Expenses		1,211,105.72	-	-	-	1,211,105.72	-	88,154,993.20		1,239,110.24
Capital Outlays		-	-	-	-	-	-	60,816,822.32		-
Operations of Regional Offices		-	-	-	-	-	-	-	-	-
Personnel Services		-	-	-	-	-	-	-		-
Maintenance & Other Operating Expenses		-	-	-	-	-	-	-		-
Capital Outlays		-	-	-	-	-	-	-		-
TOTAL, STO		1,211,105.72	-	-	-	1,211,105.72	-	149,020,176.02	-	1,239,110.24
III. OPERATIONS										
PREXC OO : ACCESS TO PROMOTIVE AND PREVENTIVE HEALTH CARE										
HEALTH POLICY AND STANDARDS DEVELOPMENT PROGRAM										
International Health Policy Development and Cooperation		273,739.89	-	-	-	273,739.89	-	353,563.89	-	417,544.58
Personnel Services		-	-	-	-	-	-	-		-
Maintenance & Other Operating Expenses		273,739.89	-	-	-	273,739.89	-	353,563.89		417,544.58
Capital Outlays		-	-	-	-	-	-	-		-
Health Sector Policy and Plan Development		445,088.84	-	-	-	445,088.84	-	3,432,537.64	-	6,535.54
Personnel Services		-	-	-	-	-	-	8,730.00		-
Maintenance & Other Operating Expenses		445,088.84	-	-	-	445,088.84	-	3,423,807.64		6,535.54
Capital Outlays		-	-	-	-	-	-	-		-
Health Sector Research Development		78,000.00	-	-	-	78,000.00	-	126,527.42	-	-
Personnel Services		-	-	-	-	-	-	-		-
Maintenance & Other Operating Expenses		78,000.00	-	-	-	78,000.00	-	126,527.42		-
Capital Outlays		-	-	-	-	-	-	-		-
HEALTH SYSTEMS STRENGTHENING PROGRAM										
SERVICE DELIVERY SUB-PROGRAM										
Health Facility Policy and Plan Development		1,232,027.25	-	-	-	1,232,027.25	-	3,215,223.13	-	1,238,946.57
Personnel Services		9,000.00	-	-	-	9,000.00	-	511,465.92		-
Maintenance & Other Operating Expenses		1,223,027.25	-	-	-	1,223,027.25	-	2,703,757.21		1,238,946.57
Capital Outlays		-	-	-	-	-	-	-		-
Health Facilities Enhancement Program		526,634.72	-	-	-	526,634.72	352,378,985.00	284,412,717.33	-	5,000,000.00
Personnel Services		-	-	-	-	-	-	-		-
Maintenance & Other Operating Expenses		526,634.72	-	-	-	526,634.72	-	1,968,917.33		-
Capital Outlays		-	-	-	-	-	352,378,985.00	282,443,800.00		5,000,000.00
Local Health Systems Development and Assistance		123,493.13	-	-	-	123,493.13	-	660,541.75	-	-
Personnel Services		-	-	-	-	-	-	146,480.00		-
Maintenance & Other Operating Expenses		123,493.13	-	-	-	123,493.13	-	514,061.75		-
Capital Outlays		-	-	-	-	-	-	-		-
Pharmaceutical Management		1,165,827.71	-	-	-	1,165,827.71	9,744,835.00	131,091,730.89	-	9,369,732.45
Personnel Services		-	-	-	-	-	-	397,196.08		-
Maintenance & Other Operating Expenses		1,165,827.71	-	-	-	1,165,827.71	9,744,835.00	130,694,534.81		9,369,732.45

PROGRAM/ACTIVITY/PROJECT	UACS CODE	TOTAL DISBURSEMENT					BALANCES			
		1st Qtr ending March 31	2nd Qtr ending June 30	3rd Qtr ending Sept. 30	4th Qtr ending Dec. 31	TOTAL (REGULAR FUND)	Unreleased Appropriation	Unobligated Allotment	UNPAID OBLIGATION	
									Due and Demandable	Not Yet Due and Demandable
Capital Outlays		-	-	-	-	-	-	-		-
							-	-		-
HEALTH HUMAN RESOURCE SUB-PROGRAM										
Human Resource for Health (HRH) Deployment		15,970,218.51	-	-	-	15,970,218.51	764,181,122.00	179,419,232.13	-	34,797,719.00
Personnel Services		191,487.31	-	-	-	191,487.31	-	22,886.91		-
Maintenance & Other Operating Expenses		15,778,731.20	-	-	-	15,778,731.20	764,181,122.00	179,396,345.22		34,797,719.00
Capital Outlays		-	-	-	-	-	-	-		-
							-	-		-
Human Resources for Health (HRH) and Institutional Capacity Management		2,022,909.95	-	-	-	2,022,909.95	-	1,282,861.41	-	228,776.96
Personnel Services		-	-	-	-	-	-	476,329.79		-
Maintenance & Other Operating Expenses		2,022,909.95	-	-	-	2,022,909.95	-	806,531.62		228,776.96
Capital Outlays		-	-	-	-	-	-	-		-
							-	-		-
HEALTH PROMOTION SUB-PROGRAM										
Health Promotion		245,600.98	-	-	-	245,600.98	-	12,477,821.92	-	414,545.58
Personnel Services		-	-	-	-	-	-	723,702.51		-
Maintenance & Other Operating Expenses		245,600.98	-	-	-	245,600.98	-	11,754,119.41		414,545.58
Capital Outlays		-	-	-	-	-	-	-		-
							-	-		-
PUBLIC HEALTH PROGRAM										
PUBLIC HEALTH MANAGEMENT SUB-PROGRAM										
Public Health Management		3,577,048.01	-	-	-	3,577,048.01	-	6,833,505.83	-	24,831.94
Personnel Services		25,000.00	-	-	-	25,000.00	-	1,854.33		-
Maintenance & Other Operating Expenses		3,552,048.01	-	-	-	3,552,048.01	-	6,831,651.50		24,831.94
Capital Outlays		-	-	-	-	-	-	-		-
							-	-		-
Operation of PNAC Secretariat		82,388.61	-	-	-	82,388.61	-	160,741.86	-	-
Personnel Services		-	-	-	-	-	-	-		-
Maintenance & Other Operating Expenses		82,388.61	-	-	-	82,388.61	-	160,741.86		-
Capital Outlays		-	-	-	-	-	-	-		-
							-	-		-
Complementary Feeding Program		-	-	-	-	-	-	-	-	-
Personnel Services		-	-	-	-	-	-	-		-
Maintenance & Other Operating Expenses		-	-	-	-	-	-	-		-
Capital Outlays		-	-	-	-	-	-	-		-
							-	-		-
ENVIRONMENTAL AND OCCUPATIONAL HEALTH SUB-PROGRAM										
Environmental and Occupational Health		-	-	-	-	-	-	-	-	-
Personnel Services		-	-	-	-	-	-	-		-
Maintenance & Other Operating Expenses		-	-	-	-	-	-	-		-
Capital Outlays		-	-	-	-	-	-	-		-
							-	-		-
NATIONAL IMMUNIZATION SUB-PROGRAM										
National Immunization		51,724,780.00	-	-	-	51,724,780.00	-	640,158,508.27	-	10,000,000.00
Personnel Services		-	-	-	-	-	-	-		-
Maintenance & Other Operating Expenses		51,724,780.00	-	-	-	51,724,780.00	-	640,158,508.27		10,000,000.00
Capital Outlays		-	-	-	-	-	-	-		-
							-	-		-
FAMILY HEALTH SUB-PROGRAM										
Family Health , Nutrition and Responsible Parenting		-	-	-	-	-	-	1,125,813,740.00	-	-
Personnel Services		-	-	-	-	-	-	-		-
Maintenance & Other Operating Expenses		-	-	-	-	-	-	1,125,813,740.00		-
Capital Outlays		-	-	-	-	-	-	-		-
							-	-		-
ELIMINATION OF INFECTIOUS DISEASES PROGRAM										
Elimination of Disease such as Malaria, Schistosomiasis, Leprosy and Filariasis		-	-	-	-	-	-	26,304,461.65	-	-
Personnel Services		-	-	-	-	-	-	-		-


PROGRAM/ACTIVITY/PROJECT	UACS CODE	TOTAL DISBURSEMENT					BALANCES			
		1st Qtr ending March 31	2nd Qtr ending June 30	3rd Qtr ending Sept. 30	4th Qtr ending Dec. 31	TOTAL (REGULAR FUND)	Unreleased Appropriation	Unobligated Allotment	UNPAID OBLIGATION	
									Due and Demandable	Not Yet Due and Demandable
Maintenance & Other Operating Expenses		-	-	-	-	-	-	26,304,461.65		-
Capital Outlays		-	-	-	-	-	-	-		-
										-
Rabies Control		-	-	-	-	-	-	28,102,425.00	-	-
Personnel Services		-	-	-	-	-	-	-		-
Maintenance & Other Operating Expenses		-	-	-	-	-	-	28,102,425.00		-
Capital Outlays		-	-	-	-	-	-	-		-
										-
PREVENTION AND CONTROL OF INFECTIOUS DISEASES SUB-PROGRAM										
Prevention and Control of Other Infectious Disease		-	-	-	-	-	0.00	5,999,708.31	-	13,806,684.00
Personnel Services		-	-	-	-	-	-	-		-
Maintenance & Other Operating Expenses		-	-	-	-	-	0.00	5,999,708.31		13,806,684.00
Capital Outlays		-	-	-	-	-	-	-		-
										-
TB Control		-	-	-	-	-	-	4,810,834.87	-	-
Personnel Services		-	-	-	-	-	-	-		-
Maintenance & Other Operating Expenses		-	-	-	-	-	-	4,810,834.87		-
Capital Outlays		-	-	-	-	-	-	-		-
										-
Assistance to Philippine Tuberculosis		-	-	-	-	-	-	-	-	-
Personnel Services		-	-	-	-	-	-	-		-
Maintenance & Other Operating Expenses		-	-	-	-	-	-	-		-
Capital Outlays		-	-	-	-	-	-	-		-
										-
NON COMMUNICABLE DISEASES SUB-PROGRAM										
Prevention and Control of Non-Communicable Diseases		-	-	-	-	-	50,000,000.00	25,534,507.00	-	-
Personnel Services		-	-	-	-	-	-	-		-
Maintenance & Other Operating Expenses		-	-	-	-	-	50,000,000.00	25,534,507.00		-
Capital Outlays		-	-	-	-	-	-	-		-
										-
EPIDEMIOLOGY AND SURVEILLANCE PROGRAM										
Epidemiology and Surveillance		2,377,388.76	-	-	-	2,377,388.76	-	10,796,890.80	-	445,516.16
Personnel Services		-	-	-	-	-	-	-		-
Maintenance & Other Operating Expenses		2,377,388.76	-	-	-	2,377,388.76	-	10,796,890.80		445,516.16
Capital Outlays		-	-	-	-	-	-	-		-
										-
HEALTH EMERGENCY MANAGEMENT PROGRAM										
Health Emergency Preparedness and Response		224,930.38	-	-	-	224,930.38	-	694,551.25	-	3,824,432.08
Personnel Services		-	-	-	-	-	-	109,534.96		-
Maintenance & Other Operating Expenses		224,930.38	-	-	-	224,930.38	-	585,016.29		3,824,432.08
Capital Outlays		-	-	-	-	-	-	-		-
										-
Quick Response Fund		553,000.00	-	-	-	553,000.00	(0.00)	7,694,049.04	-	50,000.00
Personnel Services		-	-	-	-	-	-	-		-
Maintenance & Other Operating Expenses		553,000.00	-	-	-	553,000.00	-	4,000,084.04		50,000.00
Capital Outlays		-	-	-	-	-	(0.00)	3,693,965.00		-
										-
SUB-TOTAL, 00 : ACCESS TO PROMOTIVE AND PRECVENTIVE HEALTH C		80,623,076.74	-	-	-	80,623,076.74	1,176,304,942.00	2,499,376,681.39	-	79,625,264.86
PREXC 00 : ACCESS TO CURATIVE AND REHABILITATIVE HEALTH CARE										
HEALTH FACILITIES OPERATION PROGRAM										
CURATIVE HEALTH CARE SUB-PROGRAM										
Operation of Blood Centers and National Voluntary Blood Services Program		2,141,781.72	-	-	-	2,141,781.72	-	33,969,484.14	-	15,894,083.73
Personnel Services		-	-	-	-	-	-	-		-
Maintenance & Other Operating Expenses		2,141,781.72	-	-	-	2,141,781.72	-	33,969,484.14		15,894,083.73
Capital Outlays		-	-	-	-	-	-	-		-
										-

PROGRAM/ACTIVITY/PROJECT	UACS CODE	TOTAL DISBURSEMENT					BALANCES			
		1st Qtr ending March 31	2nd Qtr ending June 30	3rd Qtr ending Sept. 30	4th Qtr ending Dec. 31	TOTAL (REGULAR FUND)	Unreleased Appropriation	Unobligated Allotment	UNPAID OBLIGATION	
									Due and Demandable	Not Yet Due and Demandable
Operation of DOH Hospitals in Metro Manila (MM)		-	-	-	-	-	-	-	-	-
Personnel Services		-	-	-	-	-	-	-	-	-
Maintenance & Other Operating Expenses		-	-	-	-	-	-	-	-	-
Capital Outlays		-	-	-	-	-	-	-	-	-
							-	-	-	-
Operation of DOH Regional Hospitals and Other Health Facilities		-	-	-	-	-	-	-	-	-
Personnel Services		-	-	-	-	-	-	-	-	-
Maintenance & Other Operating Expenses		-	-	-	-	-	-	-	-	-
Capital Outlays		-	-	-	-	-	-	-	-	-
							-	-	-	-
Operation of National Reference Laboratories		-	-	-	-	-	-	-	-	-
Personnel Services		-	-	-	-	-	-	-	-	-
Maintenance & Other Operating Expenses		-	-	-	-	-	-	-	-	-
Capital Outlays		-	-	-	-	-	-	-	-	-
							-	-	-	-
REHABILITATIVE HEALTH CARE SUB-PROGRAM										
Operation of Dangerous Drug Abuse Treatment and Rehabilitation Centers		497,697.15	-	-	-	497,697.15	29,000,000.00	1,792,624.22	-	10,900.00
Personnel Services		-	-	-	-	-	29,000,000.00	266,356.39	-	-
Maintenance & Other Operating Expenses		497,697.15	-	-	-	497,697.15	-	1,526,267.83	-	10,900.00
Capital Outlays		-	-	-	-	-	-	-	-	-
SUB-TOTAL, 00 : ACCESS TO CURATIVE AND REHABILITATIVE HEALTH CARE		2,639,478.87	-	-	-	2,639,478.87	29,000,000.00	35,762,108.36	-	15,904,983.73
PREXC 00 : ACCESS TO SAFE AND QUALITY HEALTH COMMODITIES, DE										
HEALTH REGULATORY PROGRAM										
HEALTH FACILITIES AND SERVICES REGULATION SUB-PROGRAM										
Regulations of Health Facilities and Services		2,163,171.41	-	-	-	2,163,171.41	-	5,032,427.30	-	523,932.20
Personnel Services		-	-	-	-	-	-	223,527.00	-	-
Maintenance & Other Operating Expenses		2,163,171.41	-	-	-	2,163,171.41	-	4,808,900.30	-	523,932.20
Capital Outlays		-	-	-	-	-	-	-	-	-
							-	-	-	-
Regulation of Regional Health Facilities and Services		-	-	-	-	-	-	-	-	-
Personnel Services		-	-	-	-	-	-	-	-	-
Maintenance & Other Operating Expenses		-	-	-	-	-	-	-	-	-
Capital Outlays		-	-	-	-	-	-	-	-	-
										-
CONSUMER HEALTH AND WELFARE SUB-PROGRAM										
Regulation of Health Products and Establishments		-	-	-	-	-	-	-	-	-
Personnel Services		-	-	-	-	-	-	-	-	-
Maintenance & Other Operating Expenses		-	-	-	-	-	-	-	-	-
Capital Outlays		-	-	-	-	-	-	-	-	-
										-
ROUTINE QUARANTINE SERVICES SUB-PROGRAM	#####									
Provision of Quarantine Services and International Health Surveillance		-	-	-	-	-	-	-	-	-
Personnel Services		-	-	-	-	-	-	-	-	-
Maintenance & Other Operating Expenses		-	-	-	-	-	-	-	-	-
Capital Outlays		-	-	-	-	-	-	-	-	-
SUB-TOTAL, 00: ACCESS TO SAFE AND QUALITY HEALTH COMMODITIES		2,163,171.41	-	-	-	2,163,171.41	-	5,032,427.30	-	523,932.20
							-	-	-	-
PREXC 00: ACCESS TO SOCIAL HEALTH PROTECTION ASSURED										-
SOCIAL HEALTH PROTECTION PROGRAM										-
PROJECTS										-
LOCALLY - FUNDED PROJECTS		394,141.41	-	-	-	394,141.41	-	1,116,701,410.84	-	-
Assistance to Indigent Patients either confined or out patient s in government hos		394,141.41	-	-	-	394,141.41	-	1,116,701,410.84	-	-
Personnel Services		-	-	-	-	-	-	-	-	-
Maintenance & Other Operating Expenses		394,141.41	-	-	-	394,141.41	-	1,116,701,410.84	-	-
Capital Outlays		-	-	-	-	-	-	-	-	-
							-	-	-	-


PROGRAM/ACTIVITY/PROJECT	UACS CODE	TOTAL DISBURSEMENT					BALANCES			
		1st Qtr ending March 31	2nd Qtr ending June 30	3rd Qtr ending Sept. 30	4th Qtr ending Dec. 31	TOTAL (REGULAR FUND)	Unreleased Appropriation	Unobligated Allotment	UNPAID OBLIGATION	
									Due and Demandable	Not Yet Due and Demandable
SUB-TOTAL, 00: ACCESS TO SOCIAL HEALTH PROTECTION ASSURED		394,141.41	-	-	-	394,141.41	-	1,116,701,410.84	-	-
TOTAL, OPERATIONS		85,819,868.43	-	-	-	85,819,868.43	1,205,304,942.00	3,656,872,627.89	-	96,054,180.79
TOTAL SPECIFIC BUDGET (CONAP)		102,382,160.42	-	-	-	102,382,160.42	1,205,304,942.00	3,828,034,036.82	20,563.31	99,878,451.54
PS		3,651,351.91	-	-	-	3,651,351.91	29,000,000.00	21,286,891.79	20,563.31	0.00
MOOE		98,730,808.51	-	-	-	98,730,808.51	823,925,957.00	3,459,792,557.71	-	94,878,451.54
CO		-	-	-	-	-	352,378,985.00	346,954,587.32	-	5,000,000.00
II. AUTOMATIC APPROPRIATION										
Retirement and Life Insurance Premium	01104102	-	-	-	-	-	-	-	-	-
Personnel Services		-	-	-	-	-	-	-	-	-
Maintenance & Other Operating Expenses		-	-	-	-	-	-	-	-	-
Capital Outlays		-	-	-	-	-	-	-	-	-
Custom and Duties and Taxes	01104105	-	-	-	-	-	-	-	-	-
Personnel Services		-	-	-	-	-	-	-	-	-
Maintenance & Other Operating Expenses		-	-	-	-	-	-	-	-	-
Capital Outlays		-	-	-	-	-	-	-	-	-
Franchise Tax	03104347	-	-	-	-	-	-	-	-	-
Personnel Services		-	-	-	-	-	-	-	-	-
Maintenance & Other Operating Expenses		-	-	-	-	-	-	-	-	-
Capital Outlays		-	-	-	-	-	-	-	-	-
Domestic Grant Proceeds (Financial Assistance) -BGH	03104347	-	-	-	-	-	-	-	-	-
Personnel Services		-	-	-	-	-	-	-	-	-
Maintenance & Other Operating Expenses		-	-	-	-	-	-	-	-	-
Capital Outlays		-	-	-	-	-	-	-	-	-
Regulation of Health Establishments and Products	03104348	-	-	-	-	-	-	-	-	-
Personnel Services		-	-	-	-	-	-	-	-	-
Maintenance & Other Operating Expenses		-	-	-	-	-	-	-	-	-
Capital Outlays		-	-	-	-	-	-	-	-	-
Provision of Quarantine Services and International Health	03104349	-	-	-	-	-	-	-	-	-
Personnel Services		-	-	-	-	-	-	-	-	-
Maintenance & Other Operating Expenses		-	-	-	-	-	-	-	-	-
Capital Outlays		-	-	-	-	-	-	-	-	-
Health Sector Policy Support Program - Phase II EU (DOH)	04104159	-	-	-	-	-	-	-	-	-
Personnel Services		-	-	-	-	-	-	-	-	-
Maintenance & Other Operating Expenses		-	-	-	-	-	-	-	-	-
Capital Outlays		-	-	-	-	-	-	-	-	-
SUB-TOTAL, AUTOMATIC APPROPRIATION		-	-	-	-	-	-	-	-	-
PS		-	-	-	-	-	-	-	-	-
MOOE		-	-	-	-	-	-	-	-	-
CO		-	-	-	-	-	-	-	-	-
III. SPECIAL PURPOSE FUND										
Pension and Graduity Fund	01101407	-	-	-	-	-	-	-	-	-
Personnel Services		-	-	-	-	-	-	-	-	-
Maintenance & Other Operating Expenses		-	-	-	-	-	-	-	-	-
Capital Outlays		-	-	-	-	-	-	-	-	-
Miscellaneous Personnel Benefits Fund	01101406	10,000.00	-	-	-	-10,000.00	(0.00)	8,118,385.18	-	-
Personnel Services		10,000.00	-	-	-	10,000.00	(0.00)	8,118,385.18	-	-
Maintenance & Other Operating Expenses		-	-	-	-	-	-	-	-	-
Capital Outlays		-	-	-	-	-	-	-	-	-

PROGRAM/ACTIVITY/PROJECT	UACS CODE	TOTAL DISBURSEMENT					BALANCES			
		1st Qtr ending March 31	2nd Qtr ending June 30	3rd Qtr ending Sept. 30	4th Qtr ending Dec. 31	TOTAL (REGULAR FUND)	Unreleased Appropriation	Unobligated Allotment	UNPAID OBLIGATION	
									Due and Demandable	Not Yet Due and Demandable
							-	-		
International Commitment Fund	01101405	-	-	-	-	-	-	-	-	-
Personnel Services		-	-	-	-	-	-	-		-
Maintenance & Other Operating Expenses		-	-	-	-	-	-	-		-
Capital Outlays		-	-	-	-	-	-	-		-
							-	-		
E-Government Fund	01102404	-	-	-	-	-	-	-	-	-
Personnel Services		-	-	-	-	-	-	-		-
Maintenance & Other Operating Expenses		-	-	-	-	-	-	-		-
Capital Outlays		-	-	-	-	-	-	-		-
							-	-		
Contingent Fund	01102402	-	-	-	-	-	-	-	-	-
Personnel Services		-	-	-	-	-	-	-		-
Maintenance & Other Operating Expenses		-	-	-	-	-	-	-		-
Capital Outlays		-	-	-	-	-	-	-		-
							-	-		
Calamity Funds	01101401	-	-	-	-	-	-	-	-	-
Personnel Services		-	-	-	-	-	-	-		-
Maintenance & Other Operating Expenses		-	-	-	-	-	-	-		-
Capital Outlays		-	-	-	-	-	-	-		-
SUB-TOTAL, SPECIAL PURPOSE		10,000.00	-	-	-	10,000.00	(0.00)	8,118,385.18	-	-
PS		10,000.00	-	-	-	10,000.00	(0.00)	8,118,385.18	-	-
MOOE		-	-	-	-	-	-	-	-	-
CO		-	-	-	-	-	-	-	-	-
TOTAL (CONAP 2018)		102,392,160.42	-	-	-	102,392,160.42	1,205,304,942.00	3,836,152,422.00	20,563.31	99,878,451.54
PS		3,661,351.91	-	-	-	3,661,351.91	29,000,000.00	29,405,276.97	20,563.31	0.00
MOOE		98,730,808.51	-	-	-	98,730,808.51	823,925,957.00	3,459,792,557.71	-	94,878,451.54
CO		-	-	-	-	-	352,378,985.00	346,954,587.32	-	5,000,000.00
FE										
GRAND TOTAL (CURRENT + CONAP)		689,600,894.40	-	-	-	689,600,894.40	5,560,124,942.00	31,525,449,045.88	189,486,734.74	1,228,793,003.81
PS		434,200,188.76	-	-	-	434,200,188.76	29,000,000.00	2,060,843,223.18	189,486,734.74	0.00
MOOE		245,800,705.63	-	-	-	245,800,705.63	2,341,845,957.00	27,269,303,185.38	-	1,223,793,003.81
CO		9,600,000.00	-	-	-	9,600,000.00	3,189,278,985.00	2,195,302,637.32	-	5,000,000.00
FE		-	-	-	-	-	-	-	-	-

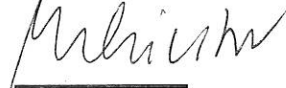
Certified Correct:


 AGNES D. MARFORI
 OIC, BUDGET DIVISION


Certified Correct:


 FILIPINA V. VELASQUEZ, CPA, MM
 OIC, ACCOUNTING DIVISION

Recommending Approval :


 ROWENA C. LORA, CPA, MM
 OIC, DIRECTOR IV
 FINANCIAL AND MANAGEMENT SERVICE

Approved By :


 ROGER P. TONG-AN, DMPA, MAN, RN
 UNDERSECRETARY OF HEALTH
 ADMINISTRATION AND FINANCIAL MANAGEMENT T

STATEMENT OF APPROPRIATIONS, ALLOTMENTS, OBLIGATIONS, DISBURSEMENTS AND BALANCES

As of the Quarter Ending March 31, 2020

Department: Department of Health (DOH)

Agency: Office of the Secretary

Operating Unit: All

Organization Code (UACS): 130010000000

Fund Cluster: 01 - Regular Agency Fund, 04 - Special Accounts/ Foreign Assisted

Current Year Appropriations
Continuing Appropriations

PROGRAM/ACTIVITY/PROJECT	PREXC CODE	APPROPRIATION				ALLOTMENTS					TOTAL OBLIGATION				
		Authorized Appropriation	Outside Dept.	Within Dept.	Adjusted Appropriations	Allotments Received	Adjustments (Withdrawal, Realignment)	(Transfer to)	Transfer from	Adjusted Total Allotments	1st Qtr ending March 31	2nd Qtr ending June 30	3rd Qtr ending Sept. 30	4th Qtr ending Dec. 31	TOTAL (REGULAR FUND)
I. NEW APPROPRIATION (CURRENT)															
A. PROGRAMS															
I. GENERAL ADMINISTRATION AND SUPPORT															
General Management and Supervision	100000100001000	628,141,000.00	-	-	628,141,000.00	628,141,000.00	-	(2,210,700.00)	2,210,700.00	628,141,000.00	150,433,953.68	-	-	-	150,433,953.68
Personnel Services		325,133,000.00	-	-	325,133,000.00	325,133,000.00	-	-	-	325,133,000.00	70,824,836.75	-	-	-	70,824,836.75
Maintenance & Other Operating Expenses		303,008,000.00	-	-	303,008,000.00	303,008,000.00	-	(2,210,700.00)	2,210,700.00	303,008,000.00	79,609,116.93	-	-	-	79,609,116.93
Capital Outlays		-	-	-	-	-	-	-	-	-	-	-	-	-	-
		-	-	-	-	-	-	-	-	-	-	-	-	-	-
Administration of Personnel Benefits	100000100002000	6,009,740,000.00	-	19,291,368.00	6,029,031,368.00	6,009,740,000.00	19,291,368.00	(52,846,798.56)	52,846,798.56	6,029,031,368.00	163,528,249.14	-	-	-	163,528,249.14
Personnel Services		6,009,740,000.00	-	19,291,368.00	6,029,031,368.00	6,009,740,000.00	19,291,368.00	(52,846,798.56)	52,846,798.56	6,029,031,368.00	163,528,249.14	-	-	-	163,528,249.14
Maintenance & Other Operating Expenses		-	-	-	-	-	-	-	-	-	-	-	-	-	-
Capital Outlays		-	-	-	-	-	-	-	-	-	-	-	-	-	-
TOTAL, GASS		6,637,881,000.00	-	19,291,368.00	6,657,172,368.00	6,637,881,000.00	19,291,368.00	(55,057,498.56)	55,057,498.56	6,657,172,368.00	313,962,202.82	-	-	-	313,962,202.82
II. SUPPORT TO OPERATIONS															
Health Information Technology	200000100001000	1,242,673,000.00	-	(0.00)	1,242,673,000.00	1,242,673,000.00	-	(24,736,025.60)	24,736,025.60	1,242,673,000.00	38,065,939.23	-	-	-	38,065,939.23
Personnel Services		6,294,000.00	-	-	6,294,000.00	6,294,000.00	-	-	-	6,294,000.00	5,061,556.45	-	-	-	5,061,556.45
Maintenance & Other Operating Expenses		426,401,000.00	-	(0.00)	426,401,000.00	426,401,000.00	-	(24,736,025.60)	24,736,025.60	426,401,000.00	23,404,382.78	-	-	-	23,404,382.78
Capital Outlays		809,978,000.00	-	-	809,978,000.00	809,978,000.00	-	-	-	809,978,000.00	9,600,000.00	-	-	-	9,600,000.00
		-	-	-	-	-	-	-	-	-	-	-	-	-	-
Operations of Regional Offices	200000100002000	1,190,881,000.00	-	-	1,190,881,000.00	1,189,881,000.00	-	-	-	1,189,881,000.00	273,045,626.02	-	-	-	273,045,626.02
Personnel Services		1,003,077,000.00	-	-	1,003,077,000.00	1,003,077,000.00	-	-	-	1,003,077,000.00	224,372,043.20	-	-	-	224,372,043.20
Maintenance & Other Operating Expenses		186,804,000.00	-	-	186,804,000.00	186,804,000.00	-	-	-	186,804,000.00	48,673,582.82	-	-	-	48,673,582.82
Capital Outlays		1,000,000.00	-	-	1,000,000.00	-	-	-	-	-	-	-	-	-	-
		-	-	-	-	-	-	-	-	-	-	-	-	-	-
TOTAL, STO		2,433,554,000.00	-	(0.00)	2,433,554,000.00	2,432,554,000.00	-	(24,736,025.60)	24,736,025.60	2,432,554,000.00	311,111,565.25	-	-	-	311,111,565.25
III. OPERATIONS															
PREXC 00 : ACCESS TO PROMOTIVE AND PRECVENTIVE HEALTH CARE SERVICES IMPROVED															
HEALTH POLICY AND STANDARDS DEVELOPMENT PROGRAM															
International Health Policy Development and Coop	310100100001000	40,572,000.00	-	-	40,572,000.00	40,572,000.00	-	(1,700,000.00)	1,700,000.00	40,572,000.00	6,969,755.97	-	-	-	6,969,755.97
Personnel Services		22,744,000.00	-	-	22,744,000.00	22,744,000.00	-	-	-	22,744,000.00	5,114,942.99	-	-	-	5,114,942.99
Maintenance & Other Operating Expenses		17,828,000.00	-	-	17,828,000.00	17,828,000.00	-	(1,700,000.00)	1,700,000.00	17,828,000.00	1,854,812.98	-	-	-	1,854,812.98
Capital Outlays		-	-	-	-	-	-	-	-	-	-	-	-	-	-
		-	-	-	-	-	-	-	-	-	-	-	-	-	-
Health Sector Policy and Plan Development	310100100002000	51,080,000.00	-	-	51,080,000.00	51,080,000.00	-	-	-	51,080,000.00	9,350,732.35	-	-	-	9,350,732.35
Personnel Services		27,868,000.00	-	-	27,868,000.00	27,868,000.00	-	-	-	27,868,000.00	7,454,881.72	-	-	-	7,454,881.72
Maintenance & Other Operating Expenses		23,212,000.00	-	-	23,212,000.00	23,212,000.00	-	-	-	23,212,000.00	1,895,850.63	-	-	-	1,895,850.63
Capital Outlays		-	-	-	-	-	-	-	-	-	-	-	-	-	-
		-	-	-	-	-	-	-	-	-	-	-	-	-	-
Health Sector Research Development	310100100003000	203,212,000.00	-	-	203,212,000.00	203,212,000.00	-	(700,000.00)	700,000.00	203,212,000.00	967,407.35	-	-	-	967,407.35
Personnel Services		53,702,000.00	-	-	53,702,000.00	53,702,000.00	-	-	-	53,702,000.00	-	-	-	-	-
Maintenance & Other Operating Expenses		149,510,000.00	-	-	149,510,000.00	149,510,000.00	-	(700,000.00)	700,000.00	149,510,000.00	967,407.35	-	-	-	967,407.35
Capital Outlays		-	-	-	-	-	-	-	-	-	-	-	-	-	-
HEALTH SYSTEMS STRENGTHENING PROGRAM															
SERVICE DELIVERY SUB-PROGRAM															
Health Facility Policy and Plan Development	310201100001000	176,176,000.00	-	-	176,176,000.00	176,176,000.00	-	(31,550,000.00)	31,550,000.00	176,176,000.00	13,767,198.13	-	-	-	13,767,198.13
Personnel Services		30,652,000.00	-	-	30,652,000.00	30,652,000.00	-	-	-	30,652,000.00	6,566,216.04	-	-	-	6,566,216.04

PROGRAM/ACTIVITY/PROJECT	PREXC CODE	APPROPRIATION				ALLOTMENTS					TOTAL OBLIGATION				
		Authorized Appropriation	Outside Dept.	Within Dept.	Adjusted Appropriations	Allotments Received	Adjustments (Withdrawal, Realignment)	(Transfer to)	Transfer from	Adjusted Total Allotments	1st Qtr ending March 31	2nd Qtr ending June 30	3rd Qtr ending Sept. 30	4th Qtr ending Dec. 31	TOTAL (REGULAR FUND)
Maintenance & Other Operating Expenses		145,524,000.00	-	-	145,524,000.00	145,524,000.00	-	(31,550,000.00)	31,550,000.00	145,524,000.00	7,200,982.09	-	-	-	7,200,982.09
Capital Outlays		-	-	-	-	-	-	-	-	-	-	-	-	-	-
Health Facilities Enhancement Program	310201100002000	8,384,381,000.00	-	-	8,384,381,000.00	5,897,481,000.00	-	(5,457,760,000.00)	5,457,760,000.00	5,897,481,000.00	137,929,658.17	-	-	-	137,929,658.17
Personnel Services		-	-	-	-	-	-	-	-	-	-	-	-	-	-
Maintenance & Other Operating Expenses		32,771,000.00	-	-	32,771,000.00	32,771,000.00	-	-	-	32,771,000.00	2,628,891.92	-	-	-	2,628,891.92
Capital Outlays		8,351,610,000.00	-	-	8,351,610,000.00	5,864,710,000.00	-	(5,457,760,000.00)	5,457,760,000.00	5,864,710,000.00	135,300,766.25	-	-	-	135,300,766.25
Local Health Systems Development and Assistance	310201100003000	263,155,000.00	-	0.00	263,155,000.00	263,155,000.00	-	(31,536,974.40)	31,536,974.40	263,155,000.00	26,184,372.75	-	-	-	26,184,372.75
Personnel Services		7,092,000.00	-	-	7,092,000.00	7,092,000.00	-	-	-	7,092,000.00	4,402,482.04	-	-	-	4,402,482.04
Maintenance & Other Operating Expenses		256,063,000.00	-	0.00	256,063,000.00	256,063,000.00	-	(31,536,974.40)	31,536,974.40	256,063,000.00	21,781,890.71	-	-	-	21,781,890.71
Capital Outlays		-	-	-	-	-	-	-	-	-	-	-	-	-	-
Pharmaceutical Management	310201100004000	102,017,000.00	-	(0.00)	102,017,000.00	99,017,000.00	-	(7,457,506.80)	7,457,506.80	99,017,000.00	2,354,222.01	-	-	-	2,354,222.01
Personnel Services		-	-	-	-	-	-	-	-	-	-	-	-	-	-
Maintenance & Other Operating Expenses		102,017,000.00	-	(0.00)	102,017,000.00	99,017,000.00	-	(7,457,506.80)	7,457,506.80	99,017,000.00	2,354,222.01	-	-	-	2,354,222.01
Capital Outlays		-	-	-	-	-	-	-	-	-	-	-	-	-	-
HEALTH HUMAN RESOURCE SUB-PROGRAM															
Human Resource for Health (HRH) Deployment	310202100001000	9,953,532,000.00	-	-	9,953,532,000.00	9,953,532,000.00	-	(8,759,869,759.95)	8,759,869,759.95	9,953,532,000.00	3,205,690,939.07	-	-	-	3,205,690,939.07
Personnel Services		7,500,000,000.00	-	-	7,500,000,000.00	7,500,000,000.00	-	(6,944,715,246.95)	6,944,715,246.95	7,500,000,000.00	2,667,004,366.76	-	-	-	2,667,004,366.76
Maintenance & Other Operating Expenses		2,453,532,000.00	-	-	2,453,532,000.00	2,453,532,000.00	-	(1,815,154,513.00)	1,815,154,513.00	2,453,532,000.00	538,686,572.31	-	-	-	538,686,572.31
Capital Outlays		-	-	-	-	-	-	-	-	-	-	-	-	-	-
Human Resources for Health (HRH) and Institution	310202100002000	155,636,000.00	-	-	155,636,000.00	155,636,000.00	-	-	-	155,636,000.00	15,597,115.52	-	-	-	15,597,115.52
Personnel Services		39,588,000.00	-	-	39,588,000.00	39,588,000.00	-	-	-	39,588,000.00	5,701,302.55	-	-	-	5,701,302.55
Maintenance & Other Operating Expenses		116,048,000.00	-	-	116,048,000.00	116,048,000.00	-	-	-	116,048,000.00	9,895,812.97	-	-	-	9,895,812.97
Capital Outlays		-	-	-	-	-	-	-	-	-	-	-	-	-	-
HEALTH PROMOTION SUB-PROGRAM															
Health Promotion	310203100001000	297,427,000.00	-	-	297,427,000.00	297,427,000.00	-	-	-	297,427,000.00	21,171,972.23	-	-	-	21,171,972.23
Personnel Services		26,115,000.00	-	-	26,115,000.00	26,115,000.00	-	-	-	26,115,000.00	3,640,842.83	-	-	-	3,640,842.83
Maintenance & Other Operating Expenses		271,312,000.00	-	-	271,312,000.00	271,312,000.00	-	-	-	271,312,000.00	17,531,129.40	-	-	-	17,531,129.40
Capital Outlays		-	-	-	-	-	-	-	-	-	-	-	-	-	-
PUBLIC HEALTH PROGRAM															
PUBLIC HEALTH MANAGEMENT SUB-PROGRAM															
Public Health Management	310301100001000	4,158,719,000.00	-	0.00	4,158,719,000.00	3,923,719,000.00	-	(193,024,139.90)	193,024,139.90	3,923,719,000.00	901,033,206.57	-	-	-	901,033,206.57
Personnel Services		597,294,000.00	-	-	597,294,000.00	597,294,000.00	-	-	-	597,294,000.00	157,457,242.69	-	-	-	157,457,242.69
Maintenance & Other Operating Expenses		3,561,425,000.00	-	0.00	3,561,425,000.00	3,326,425,000.00	-	(193,024,139.90)	193,024,139.90	3,326,425,000.00	743,575,963.88	-	-	-	743,575,963.88
Capital Outlays		-	-	-	-	-	-	-	-	-	-	-	-	-	-
Operation of PNAC Secretariat		14,358,000.00	-	-	14,358,000.00	14,358,000.00	-	-	-	14,358,000.00	1,828,929.52	-	-	-	1,828,929.52
Personnel Services		4,624,000.00	-	-	4,624,000.00	4,624,000.00	-	-	-	4,624,000.00	1,057,304.80	-	-	-	1,057,304.80
Maintenance & Other Operating Expenses		9,734,000.00	-	-	9,734,000.00	9,734,000.00	-	-	-	9,734,000.00	771,624.72	-	-	-	771,624.72
Capital Outlays		-	-	-	-	-	-	-	-	-	-	-	-	-	-
Complementary Feeding Program	310301100002000	62,000,000.00	-	-	62,000,000.00	-	-	-	-	-	-	-	-	-	-
Personnel Services		-	-	-	-	-	-	-	-	-	-	-	-	-	-
Maintenance & Other Operating Expenses		62,000,000.00	-	-	62,000,000.00	-	-	-	-	-	-	-	-	-	-
Capital Outlays		-	-	-	-	-	-	-	-	-	-	-	-	-	-
ENVIRONMENTAL AND OCCUPATIONAL HEALTH SUB-PROGRAM															
Environmental and Occupational Health	310302100001000	352,025,000.00	-	-	352,025,000.00	2,025,000.00	-	(1,250,000.00)	1,250,000.00	2,025,000.00	300,785.00	-	-	-	300,785.00
Personnel Services		-	-	-	-	-	-	-	-	-	-	-	-	-	-
Maintenance & Other Operating Expenses		2,025,000.00	-	-	2,025,000.00	2,025,000.00	-	(1,250,000.00)	1,250,000.00	2,025,000.00	300,785.00	-	-	-	300,785.00
Capital Outlays		350,000,000.00	-	-	350,000,000.00	-	-	-	-	-	-	-	-	-	-

PROGRAM/ACTIVITY/PROJECT	PREXC CODE	APPROPRIATION				ALLOTMENTS					TOTAL OBLIGATION				
		Authorized Appropriation	Outside Dept.	Within Dept.	Adjusted Appropriations	Allotments Received	Adjustments (Withdrawal, Realignment)	(Transfer to)	Transfer from	Adjusted Total Allotments	1st Qtr ending March 31	2nd Qtr ending June 30	3rd Qtr ending Sept. 30	4th Qtr ending Dec. 31	TOTAL (REGULAR FUND)
NATIONAL IMMUNIZATION SUB-PROGRAM															
National Immunization	310303100001000	7,543,001,000.00	-	-	7,543,001,000.00	7,543,001,000.00	-	-	-	7,543,001,000.00	150,000,000.00	-	-	-	150,000,000.00
Personnel Services		-	-	-	-	-	-	-	-	-	-	-	-	-	-
Maintenance & Other Operating Expenses		7,543,001,000.00	-	-	7,543,001,000.00	7,543,001,000.00	-	-	-	7,543,001,000.00	150,000,000.00	-	-	-	150,000,000.00
Capital Outlays		-	-	-	-	-	-	-	-	-	-	-	-	-	-
FAMILY HEALTH SUB-PROGRAM															
Family Health , Nutrition and Responsible Parentin	310304100001000	2,033,916,000.00	-	-	2,033,916,000.00	2,033,916,000.00	-	(44,600,000.00)	44,600,000.00	2,033,916,000.00	69,669,200.00	-	-	-	69,669,200.00
Personnel Services		-	-	-	-	-	-	-	-	-	-	-	-	-	-
Maintenance & Other Operating Expenses		2,033,916,000.00	-	-	2,033,916,000.00	2,033,916,000.00	-	(44,600,000.00)	44,600,000.00	2,033,916,000.00	69,669,200.00	-	-	-	69,669,200.00
Capital Outlays		-	-	-	-	-	-	-	-	-	-	-	-	-	-
ELIMINATION OF IN FECTIOUS DISEASES PROGRAM															
Elimination of Disease such as Malaria, Schistosol	310305100001000	324,465,000.00	-	-	324,465,000.00	324,465,000.00	-	(4,000,000.00)	4,000,000.00	324,465,000.00	4,159,500.00	-	-	-	4,159,500.00
Personnel Services		-	-	-	-	-	-	-	-	-	-	-	-	-	-
Maintenance & Other Operating Expenses		324,465,000.00	-	-	324,465,000.00	324,465,000.00	-	(4,000,000.00)	4,000,000.00	324,465,000.00	4,159,500.00	-	-	-	4,159,500.00
Capital Outlays		-	-	-	-	-	-	-	-	-	-	-	-	-	-
		-	-	-	-	-	-	-	-	-	-	-	-	-	-
Rabies Control	310305100002000	500,366,000.00	-	-	500,366,000.00	500,366,000.00	-	-	-	500,366,000.00	40,248,160.00	-	-	-	40,248,160.00
Personnel Services		-	-	-	-	-	-	-	-	-	-	-	-	-	-
Maintenance & Other Operating Expenses		500,366,000.00	-	-	500,366,000.00	500,366,000.00	-	-	-	500,366,000.00	40,248,160.00	-	-	-	40,248,160.00
Capital Outlays		-	-	-	-	-	-	-	-	-	-	-	-	-	-
PREVENTION AND CONTROL OF INFECTIOUS DISEASES SUB-PROGRAM															
Prevention and Control of Other Infectious Disease	310306100001000	1,058,345,000.00	-	-	1,058,345,000.00	1,018,345,000.00	-	-	-	1,018,345,000.00	1,859,449.00	-	-	-	1,859,449.00
Personnel Services		-	-	-	-	-	-	-	-	-	-	-	-	-	-
Maintenance & Other Operating Expenses		1,058,345,000.00	-	-	1,058,345,000.00	1,018,345,000.00	-	-	-	1,018,345,000.00	1,859,449.00	-	-	-	1,859,449.00
Capital Outlays		-	-	-	-	-	-	-	-	-	-	-	-	-	-
		-	-	-	-	-	-	-	-	-	-	-	-	-	-
TB Control	310306100002000	948,944,000.00	-	-	948,944,000.00	913,944,000.00	-	-	-	913,944,000.00	94,728,681.60	-	-	-	94,728,681.60
Personnel Services		-	-	-	-	-	-	-	-	-	-	-	-	-	-
Maintenance & Other Operating Expenses		528,944,000.00	-	-	528,944,000.00	493,944,000.00	-	-	-	493,944,000.00	94,728,681.60	-	-	-	94,728,681.60
Capital Outlays		420,000,000.00	-	-	420,000,000.00	420,000,000.00	-	-	-	420,000,000.00	-	-	-	-	-
		-	-	-	-	-	-	-	-	-	-	-	-	-	-
Assistance to Philippine Tuberculosis	310306100003000	13,800,000.00	-	-	13,800,000.00	13,800,000.00	-	-	-	13,800,000.00	-	-	-	-	-
Personnel Services		-	-	-	-	-	-	-	-	-	-	-	-	-	-
Maintenance & Other Operating Expenses		13,800,000.00	-	-	13,800,000.00	13,800,000.00	-	-	-	13,800,000.00	-	-	-	-	-
Capital Outlays		-	-	-	-	-	-	-	-	-	-	-	-	-	-
NON COMMUNICABLE DISEASES SUB-PROGRAM															
Prevention and Control of Non-Communicable Dis	310307100001000	509,063,000.00	-	-	509,063,000.00	509,063,000.00	-	-	-	509,063,000.00	85,053,158.40	-	-	-	85,053,158.40
Personnel Services		-	-	-	-	-	-	-	-	-	-	-	-	-	-
Maintenance & Other Operating Expenses		509,063,000.00	-	-	509,063,000.00	509,063,000.00	-	-	-	509,063,000.00	85,053,158.40	-	-	-	85,053,158.40
Capital Outlays		-	-	-	-	-	-	-	-	-	-	-	-	-	-
EPIDEMIOLOGY AND SURVEILLANCE PROGRAM															
Epidemiology and Surveillance	310400100001000	115,501,000.00	-	0.00	115,501,000.00	115,501,000.00	-	(36,359,516.20)	36,359,516.20	115,501,000.00	10,614,933.92	-	-	-	10,614,933.92
Personnel Services		14,418,000.00	-	-	14,418,000.00	14,418,000.00	-	-	-	14,418,000.00	4,998,039.00	-	-	-	4,998,039.00
Maintenance & Other Operating Expenses		101,083,000.00	-	0.00	101,083,000.00	101,083,000.00	-	(36,359,516.20)	36,359,516.20	101,083,000.00	5,616,894.92	-	-	-	5,616,894.92
Capital Outlays		-	-	-	-	-	-	-	-	-	-	-	-	-	-
HEALTH EMERGENCY MANAGEMENT PROGRAM															
Health Emergency Preparedness and Response	310500100001000	230,069,000.00	-	-	230,069,000.00	230,069,000.00	-	(44,010,000.00)	44,010,000.00	230,069,000.00	29,445,240.17	-	-	-	29,445,240.17
Personnel Services		7,820,000.00	-	-	7,820,000.00	7,820,000.00	-	-	-	7,820,000.00	5,428,965.55	-	-	-	5,428,965.55
Maintenance & Other Operating Expenses		222,249,000.00	-	-	222,249,000.00	222,249,000.00	-	(44,010,000.00)	44,010,000.00	222,249,000.00	24,016,274.62	-	-	-	24,016,274.62
Capital Outlays		-	-	-	-	-	-	-	-	-	-	-	-	-	-
		-	-	-	-	-	-	-	-	-	-	-	-	-	-
Quick Response Fund	310500100002000	600,000,000.00	-	-	600,000,000.00	500,000,000.00	-	(172,235,140.00)	172,235,140.00	500,000,000.00	113,624,910.54	-	-	-	113,624,910.54

PROGRAM/ACTIVITY/PROJECT	PREXC CODE	APPROPRIATION				ALLOTMENTS					TOTAL OBLIGATION				
		Authorized Appropriation	Outside Dept.	Within Dept.	Adjusted Appropriations	Allotments Received	Adjustments (Withdrawal, Realignment)	(Transfer to)	Transfer from	Adjusted Total Allotments	1st Qtr ending March 31	2nd Qtr ending June 30	3rd Qtr ending Sept. 30	4th Qtr ending Dec. 31	TOTAL (REGULAR FUND)
Personnel Services		-	-	-	-	-	-	-	-	-	-	-	-	-	-
Maintenance & Other Operating Expenses		300,000,000.00	-	-	300,000,000.00	200,000,000.00	-	(89,926,190.00)	89,926,190.00	200,000,000.00	112,585,110.54	-	-	-	112,585,110.54
Capital Outlays		300,000,000.00	-	-	300,000,000.00	300,000,000.00	-	(82,308,950.00)	82,308,950.00	300,000,000.00	1,039,800.00	-	-	-	1,039,800.00
		-	-	-	-	-	-	-	-	-	-	-	-	-	-
SUB-TOTAL, 00 : ACCESS TO PROMOTIVE AND PRECVENTIVE H		38,091,760,000.00	-	0.00	38,091,760,000.00	34,779,860,000.00	-	(14,786,053,037.25)	14,786,053,037.25	34,779,860,000.00	4,942,549,528.28	-	-	-	4,942,549,528.28
PREXC OO : ACCESS TO CURATIVE AND REHABILITATIVE HEALTH CARE SERVICES IMPROVED															
HEALTH FACILITIES OPERATION PROGRAM															
CURATIVE HEALTH CARE SUB-PROGRAM															
Operation of Blood Centers and National Voluntary	320101100001000	602,672,000.00	-	0.00	602,672,000.00	602,672,000.00	-	(26,508,941.04)	26,508,941.04	602,672,000.00	22,006,552.38	-	-	-	22,006,552.38
Personnel Services		7,260,000.00	-	-	7,260,000.00	7,260,000.00	-	-	-	7,260,000.00	666,568.65	-	-	-	666,568.65
Maintenance & Other Operating Expenses		595,412,000.00	-	0.00	595,412,000.00	595,412,000.00	-	(26,508,941.04)	26,508,941.04	595,412,000.00	21,339,983.73	-	-	-	21,339,983.73
Capital Outlays		-	-	-	-	-	-	-	-	-	-	-	-	-	-
		-	-	-	-	-	-	-	-	-	-	-	-	-	-
Operation of DOH Hospitals in Metro Manila (MM)	320101100002000	10,320,094,000.00	-	-	10,320,094,000.00	10,194,098,000.00	-	-	-	10,194,098,000.00	2,704,760,288.43	-	-	-	2,704,760,288.43
Personnel Services		8,156,024,000.00	-	-	8,156,024,000.00	8,144,024,000.00	-	-	-	8,144,024,000.00	2,131,701,291.68	-	-	-	2,131,701,291.68
Maintenance & Other Operating Expenses		2,160,070,000.00	-	-	2,160,070,000.00	2,050,074,000.00	-	-	-	2,050,074,000.00	573,058,996.75	-	-	-	573,058,996.75
Capital Outlays		4,000,000.00	-	-	4,000,000.00	-	-	-	-	-	-	-	-	-	-
		-	-	-	-	-	-	-	-	-	-	-	-	-	-
Operation of DOH Regional Hospitals and Other H	320101100003000	29,583,796,000.00	-	-	29,583,796,000.00	28,939,994,000.00	-	-	-	28,939,994,000.00	7,344,733,746.22	-	-	-	7,344,733,746.22
Personnel Services		21,016,384,000.00	-	-	21,016,384,000.00	21,016,384,000.00	-	-	-	21,016,384,000.00	5,192,405,768.76	-	-	-	5,192,405,768.76
Maintenance & Other Operating Expenses		6,677,002,000.00	-	-	6,677,002,000.00	6,357,200,000.00	-	-	-	6,357,200,000.00	2,152,327,977.46	-	-	-	2,152,327,977.46
Capital Outlays		1,890,410,000.00	-	-	1,890,410,000.00	1,566,410,000.00	-	-	-	1,566,410,000.00	-	-	-	-	-
		-	-	-	-	-	-	-	-	-	-	-	-	-	-
Operation of National Reference Laboratories	320101100004000	326,330,000.00	-	-	326,330,000.00	221,330,000.00	-	(4,400,000.00)	4,400,000.00	221,330,000.00	35,848,921.54	-	-	-	35,848,921.54
Personnel Services		-	-	-	-	-	-	-	-	-	-	-	-	-	-
Maintenance & Other Operating Expenses		289,330,000.00	-	-	289,330,000.00	184,330,000.00	-	(4,400,000.00)	4,400,000.00	184,330,000.00	35,848,921.54	-	-	-	35,848,921.54
Capital Outlays		37,000,000.00	-	-	37,000,000.00	37,000,000.00	-	-	-	37,000,000.00	-	-	-	-	-
REHABILITATIVE HEALTH CARE SUB-PROGRAM															
Operation of Dangerous Drug Abuse Treatment ar	320102100001000	1,200,045,000.00	-	4,717,000.00	1,204,762,000.00	1,175,045,000.00	4,717,000.00	(90,000,000.00)	90,000,000.00	1,179,762,000.00	215,031,780.51	-	-	-	215,031,780.51
Personnel Services		567,208,000.00	-	-	567,208,000.00	567,208,000.00	-	-	-	567,208,000.00	137,801,281.71	-	-	-	137,801,281.71
Maintenance & Other Operating Expenses		604,508,000.00	-	4,717,000.00	609,225,000.00	604,508,000.00	4,717,000.00	(90,000,000.00)	90,000,000.00	609,225,000.00	77,230,498.80	-	-	-	77,230,498.80
Capital Outlays		28,329,000.00	-	-	28,329,000.00	3,329,000.00	-	-	-	3,329,000.00	-	-	-	-	-
SUB-TOTAL, 00 : ACCESS TO CURATIVE AND REHABILITATIVE H		42,032,937,000.00	-	4,717,000.00	42,037,654,000.00	41,133,139,000.00	4,717,000.00	(120,908,941.04)	120,908,941.04	41,137,856,000.00	10,322,381,289.08	-	-	-	10,322,381,289.08
PREXC OO : ACCESS TO SAFE AND QUALITY HEALTH COMMODITIES, DEVICES AND FACILITIES ENSURED															
HEALTH REGULATORY PROGRAM															
HEALTH FACILITIES AND SERVICES REGULATION SUB-PROGRAM															
Regulations of Health Facilities and Services	330101100001000	75,669,000.00	-	-	75,669,000.00	75,669,000.00	-	(214,600.00)	214,600.00	75,669,000.00	14,382,147.52	-	-	-	14,382,147.52
Personnel Services		45,778,000.00	-	-	45,778,000.00	45,778,000.00	-	-	-	45,778,000.00	10,490,669.41	-	-	-	10,490,669.41
Maintenance & Other Operating Expenses		29,891,000.00	-	-	29,891,000.00	29,891,000.00	-	(214,600.00)	214,600.00	29,891,000.00	3,891,478.11	-	-	-	3,891,478.11
Capital Outlays		-	-	-	-	-	-	-	-	-	-	-	-	-	-
		-	-	-	-	-	-	-	-	-	-	-	-	-	-
Regulation of Regional Health Facilities and Servic	330101100002000	258,891,000.00	-	-	258,891,000.00	258,891,000.00	-	-	-	258,891,000.00	55,253,760.81	-	-	-	55,253,760.81
Personnel Services		177,526,000.00	-	-	177,526,000.00	177,526,000.00	-	-	-	177,526,000.00	39,096,202.90	-	-	-	39,096,202.90
Maintenance & Other Operating Expenses		81,365,000.00	-	-	81,365,000.00	81,365,000.00	-	-	-	81,365,000.00	16,157,557.91	-	-	-	16,157,557.91
Capital Outlays		-	-	-	-	-	-	-	-	-	-	-	-	-	-
CONSUMER HEALTH AND WELFARE SUB-PROGRAM															
Regulation of Health Products and Establishment	330102100001000	388,137,000.00	-	-	388,137,000.00	388,137,000.00	-	-	-	388,137,000.00	98,978,790.92	-	-	-	98,978,790.92
Personnel Services		388,137,000.00	-	-	388,137,000.00	388,137,000.00	-	-	-	388,137,000.00	98,978,790.92	-	-	-	98,978,790.92
Maintenance & Other Operating Expenses		-	-	-	-	-	-	-	-	-	-	-	-	-	-
Capital Outlays		-	-	-	-	-	-	-	-	-	-	-	-	-	-
ROUTINE QUARANTINE SERVICES SUB-PROGRAM															
Provision of Quarantine Services and International	330103100001000	157,682,000.00	-	-	157,682,000.00	157,682,000.00	-	-	-	157,682,000.00	51,294,016.76	-	-	-	51,294,016.76
Personnel Services		157,682,000.00	-	-	157,682,000.00	157,682,000.00	-	-	-	157,682,000.00	51,294,016.76	-	-	-	51,294,016.76

PROGRAM/ACTIVITY/PROJECT	PREXC CODE	APPROPRIATION				ALLOTMENTS					TOTAL OBLIGATION				
		Authorized Appropriation	Outside Dept.	Within Dept.	Adjusted Appropriations	Allotments Received	Adjustments (Withdrawal, Realignment)	(Transfer to)	Transfer from	Adjusted Total Allotments	1st Qtr ending March 31	2nd Qtr ending June 30	3rd Qtr ending Sept. 30	4th Qtr ending Dec. 31	TOTAL (REGULAR FUND)
Maintenance & Other Operating Expenses		-	-	-	-	-	-	-	-	-	-	-	-	-	-
Capital Outlays		-	-	-	-	-	-	-	-	-	-	-	-	-	-
SUB-TOTAL, 00: ACCESS TO SAFE AND QUALITY HEALTH COMM		880,379,000.00	-	-	880,379,000.00	880,379,000.00	-	(214,600.00)	214,600.00	880,379,000.00	219,908,716.01	-	-	-	219,908,716.01
PREXC 00: ACCESS TO SOCIAL HEALTH PROTECTION ASSURED															
SOCIAL HEALTH PROTECTION PROGRAM															
PROJECTS															
LOCALLY - FUNDED PROJECTS															
Assistance to Indigent Patients either confined or c	340100100001000	10,483,474,000.00	-	-	10,483,474,000.00	9,439,974,000.00	-	(1,125,950,000.00)	1,125,950,000.00	9,439,974,000.00	413,843,855.45	-	-	-	413,843,855.45
Personnel Services		-	-	-	-	-	-	-	-	-	-	-	-	-	-
Maintenance & Other Operating Expenses		10,483,474,000.00	-	-	10,483,474,000.00	9,439,974,000.00	-	(1,125,950,000.00)	1,125,950,000.00	9,439,974,000.00	413,843,855.45	-	-	-	413,843,855.45
Capital Outlays		-	-	-	-	-	-	-	-	-	-	-	-	-	-
SUB-TOTAL, 00: ACCESS TO SOCIAL HEALTH PROTECTION ASS		10,483,474,000.00	-	-	10,483,474,000.00	9,439,974,000.00	-	(1,125,950,000.00)	1,125,950,000.00	9,439,974,000.00	413,843,855.45	-	-	-	413,843,855.45
TOTAL, OPERATIONS		91,488,550,000.00	-	4,717,000.00	91,493,267,000.00	86,233,352,000.00	4,717,000.00	(16,033,126,578.29)	16,033,126,578.29	86,238,069,000.00	15,898,683,388.82	-	-	-	15,898,683,388.82
TOTAL NEW APPROPRIATIONS		100,559,985,000.00	-	24,008,368.00	100,583,993,368.00	95,303,787,000.00	24,008,368.00	(16,112,920,102.45)	16,112,920,102.45	95,327,795,368.00	16,523,757,156.89	-	-	-	16,523,757,156.89
PS		46,192,160,000.00	-	19,291,368.00	46,211,451,368.00	46,180,160,000.00	19,291,368.00	(6,997,562,045.51)	6,997,562,045.51	46,199,451,368.00	10,995,047,863.30	-	-	-	10,995,047,863.30
MOOE		42,175,498,000.00	-	4,717,000.00	42,180,215,000.00	40,122,200,000.00	4,717,000.00	(3,575,289,106.94)	3,575,289,106.94	40,126,917,000.00	5,382,768,727.34	-	-	-	5,382,768,727.34
CO		12,192,327,000.00	-	-	12,192,327,000.00	9,001,427,000.00	-	(5,540,068,950.00)	5,540,068,950.00	9,001,427,000.00	145,940,566.25	-	-	-	145,940,566.25
II. AUTOMATIC APPROPRIATION															
Retirement and Life Insurance Premium		2,778,917,000.00	-	60,859,106.88	2,839,776,106.88	2,778,917,000.00	60,859,106.88	-	-	2,839,776,106.88	618,187,492.12	-	-	-	618,187,492.12
Personnel Services		2,778,917,000.00	-	60,859,106.88	2,839,776,106.88	2,778,917,000.00	60,859,106.88	-	-	2,839,776,106.88	618,187,492.12	-	-	-	618,187,492.12
Maintenance & Other Operating Expenses		-	-	-	-	-	-	-	-	-	-	-	-	-	-
Capital Outlays		-	-	-	-	-	-	-	-	-	-	-	-	-	-
		-	-	-	-	-	-	-	-	-	-	-	-	-	-
Custom and Duties and Taxes	01104105	-	-	-	-	-	-	-	-	-	-	-	-	-	-
Personnel Services		-	-	-	-	-	-	-	-	-	-	-	-	-	-
Maintenance & Other Operating Expenses		-	-	-	-	-	-	-	-	-	-	-	-	-	-
Capital Outlays		-	-	-	-	-	-	-	-	-	-	-	-	-	-
		-	-	-	-	-	-	-	-	-	-	-	-	-	-
Franchise Tax	03104347	29,420,000.00	-	-	29,420,000.00	-	-	-	-	-	-	-	-	-	-
Personnel Services		-	-	-	-	-	-	-	-	-	-	-	-	-	-
Maintenance & Other Operating Expenses		29,420,000.00	-	-	29,420,000.00	-	-	-	-	-	-	-	-	-	-
Capital Outlays		-	-	-	-	-	-	-	-	-	-	-	-	-	-
		-	-	-	-	-	-	-	-	-	-	-	-	-	-
Illegal Drugs		-	-	-	-	-	-	-	-	-	-	-	-	-	-
Personnel Services		-	-	-	-	-	-	-	-	-	-	-	-	-	-
Maintenance & Other Operating Expenses		-	-	-	-	-	-	-	-	-	-	-	-	-	-
Capital Outlays		-	-	-	-	-	-	-	-	-	-	-	-	-	-
		-	-	-	-	-	-	-	-	-	-	-	-	-	-
Regulation of Health Establishments and Prod	03104348	567,032,000.00	-	-	567,032,000.00	517,032,000.00	-	-	-	517,032,000.00	74,212,140.80	-	-	-	74,212,140.80
Personnel Services		-	-	-	-	-	-	-	-	-	-	-	-	-	-
Maintenance & Other Operating Expenses		517,032,000.00	-	-	517,032,000.00	517,032,000.00	-	-	-	517,032,000.00	74,212,140.80	-	-	-	74,212,140.80
Capital Outlays		50,000,000.00	-	-	50,000,000.00	-	-	-	-	-	-	-	-	-	-
		-	-	-	-	-	-	-	-	-	-	-	-	-	-
Provision of Quarantine Services and Internati	03104349	91,743,000.00	-	-	91,743,000.00	91,743,000.00	-	-	-	91,743,000.00	39,654,617.39	-	-	-	39,654,617.39
Personnel Services		-	-	-	-	-	-	-	-	-	-	-	-	-	-
Maintenance & Other Operating Expenses		91,743,000.00	-	-	91,743,000.00	91,743,000.00	-	-	-	91,743,000.00	39,654,617.39	-	-	-	39,654,617.39
Capital Outlays		-	-	-	-	-	-	-	-	-	-	-	-	-	-
		-	-	-	-	-	-	-	-	-	-	-	-	-	-
Health Sector Policy Support Program - Phase	01104159	-	-	-	-	-	-	-	-	-	-	-	-	-	-
Personnel Services		-	-	-	-	-	-	-	-	-	-	-	-	-	-
Maintenance & Other Operating Expenses		-	-	-	-	-	-	-	-	-	-	-	-	-	-
Capital Outlays		-	-	-	-	-	-	-	-	-	-	-	-	-	-
		-	-	-	-	-	-	-	-	-	-	-	-	-	-
SUB-TOTAL, AUTOMATIC APPROPRIATION		3,467,112,000.00	-	60,859,106.88	3,527,971,106.88	3,387,692,000.00	60,859,106.88	-	-	3,448,551,106.88	732,054,250.31	-	-	-	732,054,250.31
PS		2,778,917,000.00	-	60,859,106.88	2,839,776,106.88	2,778,917,000.00	60,859,106.88	-	-	2,839,776,106.88	618,187,492.12	-	-	-	618,187,492.12
MOOE		638,195,000.00	-	-	638,195,000.00	608,775,000.00	-	-	-	608,775,000.00	113,866,758.19	-	-	-	113,866,758.19

PROGRAM/ACTIVITY/PROJECT	PREXC CODE	APPROPRIATION				ALLOTMENTS					TOTAL OBLIGATION				
		Authorized Appropriation	Outside Dept.	Within Dept.	Adjusted Appropriations	Allotments Received	Adjustments (Withdrawal, Realignment)	(Transfer to)	Transfer from	Adjusted Total Allotments	1st Qtr ending March 31	2nd Qtr ending June 30	3rd Qtr ending Sept. 30	4th Qtr ending Dec. 31	TOTAL (REGULAR FUND)
CO		50,000,000.00	-	-	50,000,000.00	-	-	-	-	-	-	-	-	-	-
III. SPECIAL PURPOSE FUND															
Pension and Graduity Fund	01101407	-	-	63,700,666.25	63,700,666.25	-	63,700,666.25	-	-	63,700,666.25	62,456,838.61	-	-	-	62,456,838.61
Personnel Services		-	-	63,700,666.25	63,700,666.25	-	63,700,666.25	-	-	63,700,666.25	62,456,838.61	-	-	-	62,456,838.61
Maintenance & Other Operating Expenses		-	-	-	-	-	-	-	-	-	-	-	-	-	-
Capital Outlays		-	-	-	-	-	-	-	-	-	-	-	-	-	-
Miscellaneous Personnel Benefits Fund	01101406	-	-	675,330,637.00	675,330,637.00	2,098,000.00	673,232,637.00	-	-	675,330,637.00	72,178,484.35	-	-	-	72,178,484.35
Personnel Services		-	-	675,330,637.00	675,330,637.00	2,098,000.00	673,232,637.00	-	-	675,330,637.00	72,178,484.35	-	-	-	72,178,484.35
Maintenance & Other Operating Expenses		-	-	-	-	-	-	-	-	-	-	-	-	-	-
Capital Outlays		-	-	-	-	-	-	-	-	-	-	-	-	-	-
International Commitment Fund		-	-	-	-	-	-	-	-	-	-	-	-	-	-
Personnel Services		-	-	-	-	-	-	-	-	-	-	-	-	-	-
Maintenance & Other Operating Expenses		-	-	-	-	-	-	-	-	-	-	-	-	-	-
Capital Outlays		-	-	-	-	-	-	-	-	-	-	-	-	-	-
E-Government Fund		-	-	-	-	-	-	-	-	-	-	-	-	-	-
Personnel Services		-	-	-	-	-	-	-	-	-	-	-	-	-	-
Maintenance & Other Operating Expenses		-	-	-	-	-	-	-	-	-	-	-	-	-	-
Capital Outlays		-	-	-	-	-	-	-	-	-	-	-	-	-	-
Contingent Fund	01102402	-	-	50,000.00	50,000.00	-	50,000.00	-	-	50,000.00	50,000.00	-	-	-	50,000.00
Personnel Services		-	-	-	-	-	-	-	-	-	-	-	-	-	-
Maintenance & Other Operating Expenses		-	-	50,000.00	50,000.00	-	50,000.00	-	-	50,000.00	50,000.00	-	-	-	50,000.00
Capital Outlays		-	-	-	-	-	-	-	-	-	-	-	-	-	-
Calamity Funds	01101401	-	-	500,000,000.00	500,000,000.00	-	500,000,000.00	-	-	500,000,000.00	193,375,243.04	-	-	-	193,375,243.04
Personnel Services		-	-	-	-	-	-	-	-	-	-	-	-	-	-
Maintenance & Other Operating Expenses		-	-	500,000,000.00	500,000,000.00	-	500,000,000.00	-	-	500,000,000.00	193,375,243.04	-	-	-	193,375,243.04
Capital Outlays		-	-	-	-	-	-	-	-	-	-	-	-	-	-
SUB-TOTAL, SPECIAL PURPOSE		-	-	1,239,081,303.25	1,239,081,303.25	2,098,000.00	1,236,983,303.25	-	-	1,239,081,303.25	328,060,566.00	-	-	-	328,060,566.00
PS		-	-	739,031,303.25	739,031,303.25	2,098,000.00	736,933,303.25	-	-	739,031,303.25	134,635,322.96	-	-	-	134,635,322.96
MOOE		-	-	500,050,000.00	500,050,000.00	-	500,050,000.00	-	-	500,050,000.00	193,425,243.04	-	-	-	193,425,243.04
CO		-	-	-	-	-	-	-	-	-	-	-	-	-	-
GRAND TOTAL (CURRENT YEAR 2020)		104,027,097,000.00	-	1,323,948,778.13	105,351,045,778.13	98,693,577,000.00	1,321,850,778.13	(16,112,920,102.45)	16,112,920,102.45	100,015,427,778.13	17,583,871,973.20	-	-	-	17,583,871,973.20
PS		48,971,077,000.00	-	819,181,778.13	49,790,258,778.13	48,961,175,000.00	817,083,778.13	(6,997,562,045.51)	6,997,562,045.51	49,778,258,778.13	11,747,870,678.38	-	-	-	11,747,870,678.38
MOOE		42,813,693,000.00	-	504,767,000.00	43,318,460,000.00	40,730,975,000.00	504,767,000.00	(3,575,289,106.94)	3,575,289,106.94	41,235,742,000.00	5,690,060,728.57	-	-	-	5,690,060,728.57
CO		12,242,327,000.00	-	-	12,242,327,000.00	9,001,427,000.00	-	(5,540,068,950.00)	5,540,068,950.00	9,001,427,000.00	145,940,566.25	-	-	-	145,940,566.25
FE															
I. CONTINUING APPROPRIATIONS															
A. PROGRAMS															
I. GENERAL ADMINISTRATION AND SUPPORT															
General Management and Supervision	100000100001000	23,197,592.50	-	-	23,197,592.50	23,197,592.50	-	(3,388,343.90)	3,388,343.90	23,197,592.50	16,170,331.05	-	-	-	16,170,331.05
Personnel Services		3,063,064.43	-	-	3,063,064.43	3,063,064.43	-	(2,878,343.90)	2,878,343.90	3,063,064.43	1,421,497.38	-	-	-	1,421,497.38
Maintenance & Other Operating Expenses		20,134,528.07	-	-	20,134,528.07	20,134,528.07	-	(510,000.00)	510,000.00	20,134,528.07	14,748,833.67	-	-	-	14,748,833.67
Capital Outlays		-	-	-	-	-	-	-	-	-	-	-	-	-	-
Administration of Personnel Benefits	100000100002000	161,668,618.74	1,436,422.17	2,893,818.00	165,998,858.91	165,082,345.62	2,893,818.00	(28,823,944.00)	28,823,944.00	167,976,163.62	68,614,582.36	-	-	-	68,614,582.36
Personnel Services		161,668,618.74	1,436,422.17	2,893,818.00	165,998,858.91	165,082,345.62	2,893,818.00	(28,823,944.00)	28,823,944.00	167,976,163.62	68,614,582.36	-	-	-	68,614,582.36
Maintenance & Other Operating Expenses		-	-	-	-	-	-	-	-	-	-	-	-	-	-
Capital Outlays		-	-	-	-	-	-	-	-	-	-	-	-	-	-
TOTAL, GASS		184,866,211.24	1,436,422.17	2,893,818.00	189,196,451.41	188,279,938.12	2,893,818.00	(32,212,287.90)	32,212,287.90	191,173,756.12	84,784,913.41	-	-	-	84,784,913.41
II. SUPPORT TO OPERATIONS															

PROGRAM/ACTIVITY/PROJECT	PREXC CODE	APPROPRIATION				ALLOTMENTS					TOTAL OBLIGATION				
		Authorized Appropriation	Outside Dept.	Within Dept.	Adjusted Appropriations	Allotments Received	Adjustments (Withdrawal, Realignment)	(Transfer to)	Transfer from	Adjusted Total Allotments	1st Qtr ending March 31	2nd Qtr ending June 30	3rd Qtr ending Sept. 30	4th Qtr ending Dec. 31	TOTAL (REGULAR FUND)
Health Information Technology	200000100001000	177,869,695.91	-	-	177,869,695.91	177,869,695.91	-	(16,500,000.00)	16,500,000.00	177,869,695.91	4,753,448.46	-	-	-	4,753,448.46
Personnel Services		48,360.50	-	-	48,360.50	48,360.50	-	-	-	48,360.50	-	-	-	-	-
Maintenance & Other Operating Expenses		117,004,513.09	-	-	117,004,513.09	117,004,513.09	-	(16,500,000.00)	16,500,000.00	117,004,513.09	4,753,448.46	-	-	-	4,753,448.46
Capital Outlays		60,816,822.32	-	-	60,816,822.32	60,816,822.32	-	-	-	60,816,822.32	-	-	-	-	-
		-	-	-	-	-	-	-	-	-	-	-	-	-	-
Operations of Regional Offices	200000100002000	15,393,759.59	-	-	15,393,759.59	15,393,759.59	-	-	-	15,393,759.59	1,430,350.03	-	-	-	1,430,350.03
Personnel Services		2,746,655.16	-	-	2,746,655.16	2,746,655.16	-	-	-	2,746,655.16	914,563.78	-	-	-	914,563.78
Maintenance & Other Operating Expenses		12,647,104.43	-	-	12,647,104.43	12,647,104.43	-	-	-	12,647,104.43	515,786.25	-	-	-	515,786.25
Capital Outlays		-	-	-	-	-	-	-	-	-	-	-	-	-	-
		-	-	-	-	-	-	-	-	-	-	-	-	-	-
TOTAL, STO		193,263,455.50	-	-	193,263,455.50	193,263,455.50	-	(16,500,000.00)	16,500,000.00	193,263,455.50	6,183,798.49	-	-	-	6,183,798.49
III. OPERATIONS															
PREXC OO : ACCESS TO PROMOTIVE AND PREVENTIVE HEALTH CARE SERVICES IMPROVED															
HEALTH POLICY AND STANDARDS DEVELOPMENT PROGRAM															
International Health Policy Development and Coop	310100100001000	1,078,158.36	-	-	1,078,158.36	1,078,158.36	-	-	-	1,078,158.36	705,654.03	-	-	-	705,654.03
Personnel Services		-	-	-	-	-	-	-	-	-	-	-	-	-	-
Maintenance & Other Operating Expenses		1,078,158.36	-	-	1,078,158.36	1,078,158.36	-	-	-	1,078,158.36	705,654.03	-	-	-	705,654.03
Capital Outlays		-	-	-	-	-	-	-	-	-	-	-	-	-	-
		-	-	-	-	-	-	-	-	-	-	-	-	-	-
Health Sector Policy and Plan Development	310100100002000	4,030,068.12	-	-	4,030,068.12	4,030,068.12	-	-	-	4,030,068.12	451,624.38	-	-	-	451,624.38
Personnel Services		8,730.00	-	-	8,730.00	8,730.00	-	-	-	8,730.00	-	-	-	-	-
Maintenance & Other Operating Expenses		4,021,338.12	-	-	4,021,338.12	4,021,338.12	-	-	-	4,021,338.12	451,624.38	-	-	-	451,624.38
Capital Outlays		-	-	-	-	-	-	-	-	-	-	-	-	-	-
		-	-	-	-	-	-	-	-	-	-	-	-	-	-
Health Sector Research Development	310100100003000	15,186,551.60	-	-	15,186,551.60	15,186,551.60	-	-	-	15,186,551.60	1,592,446.08	-	-	-	1,592,446.08
Personnel Services		-	-	-	-	-	-	-	-	-	-	-	-	-	-
Maintenance & Other Operating Expenses		15,186,551.60	-	-	15,186,551.60	15,186,551.60	-	-	-	15,186,551.60	1,592,446.08	-	-	-	1,592,446.08
Capital Outlays		-	-	-	-	-	-	-	-	-	-	-	-	-	-
		-	-	-	-	-	-	-	-	-	-	-	-	-	-
HEALTH SYSTEMS STRENGTHENING PROGRAM															
SERVICE DELIVERY SUB-PROGRAM															
Health Facility Policy and Plan Development	310201100001000	26,140,089.94	-	-	26,140,089.94	26,140,089.94	-	(2,094,313.08)	2,094,313.08	26,140,089.94	12,538,833.89	-	-	-	12,538,833.89
Personnel Services		2,171,843.32	-	-	2,171,843.32	2,171,843.32	-	(1,626,440.08)	1,626,440.08	2,171,843.32	9,000.00	-	-	-	9,000.00
Maintenance & Other Operating Expenses		23,968,246.62	-	-	23,968,246.62	23,968,246.62	-	(467,873.00)	467,873.00	23,968,246.62	12,529,833.89	-	-	-	12,529,833.89
Capital Outlays		-	-	-	-	-	-	-	-	-	-	-	-	-	-
		-	-	-	-	-	-	-	-	-	-	-	-	-	-
Health Facilities Enhancement Program	310201100002000	4,500,405,261.05	-	-	4,500,405,261.05	4,148,026,276.05	-	(241,376,932.80)	241,376,932.80	4,148,026,276.05	971,721,495.23	-	-	-	971,721,495.23
Personnel Services		-	-	-	-	-	-	-	-	-	-	-	-	-	-
Maintenance & Other Operating Expenses		64,688,426.68	-	-	64,688,426.68	64,688,426.68	-	(16,041,068.80)	16,041,068.80	64,688,426.68	43,599,564.42	-	-	-	43,599,564.42
Capital Outlays		4,435,716,834.37	-	-	4,435,716,834.37	4,083,337,849.37	-	(225,335,864.00)	225,335,864.00	4,083,337,849.37	928,121,930.81	-	-	-	928,121,930.81
		-	-	-	-	-	-	-	-	-	-	-	-	-	-
Local Health Systems Development and Assistanc	310201100003000	38,742,780.27	-	-	38,742,780.27	38,742,780.27	-	-	-	38,742,780.27	10,150,428.15	-	-	-	10,150,428.15
Personnel Services		146,480.00	-	-	146,480.00	146,480.00	-	-	-	146,480.00	-	-	-	-	-
Maintenance & Other Operating Expenses		38,596,300.27	-	-	38,596,300.27	38,596,300.27	-	-	-	38,596,300.27	10,150,428.15	-	-	-	10,150,428.15
Capital Outlays		-	-	-	-	-	-	-	-	-	-	-	-	-	-
		-	-	-	-	-	-	-	-	-	-	-	-	-	-
Pharmaceutical Management	310201100004000	255,899,551.72	-	-	255,899,551.72	246,154,716.72	-	(14,864,971.92)	14,864,971.92	246,154,716.72	22,239,106.27	-	-	-	22,239,106.27
Personnel Services		15,262,168.00	-	-	15,262,168.00	15,262,168.00	-	(14,864,971.92)	14,864,971.92	15,262,168.00	9,572,371.72	-	-	-	9,572,371.72
Maintenance & Other Operating Expenses		240,637,383.72	-	-	240,637,383.72	230,892,548.72	-	-	-	230,892,548.72	12,666,734.55	-	-	-	12,666,734.55
Capital Outlays		-	-	-	-	-	-	-	-	-	-	-	-	-	-
		-	-	-	-	-	-	-	-	-	-	-	-	-	-
HEALTH HUMAN RESOURCE SUB-PROGRAM															
Human Resource for Health (HRH) Deployment	310202100001000	1,416,912,894.72	-	-	1,416,912,894.72	652,731,772.72	-	(10,593,000.00)	10,593,000.00	652,731,772.72	156,192,945.32	-	-	-	156,192,945.32
Personnel Services		115,171,676.29	-	-	115,171,676.29	115,171,676.29	-	-	-	115,171,676.29	19,001,763.75	-	-	-	19,001,763.75
Maintenance & Other Operating Expenses		1,301,741,218.43	-	-	1,301,741,218.43	537,560,096.43	-	(10,593,000.00)	10,593,000.00	537,560,096.43	137,191,181.57	-	-	-	137,191,181.57
Capital Outlays		-	-	-	-	-	-	-	-	-	-	-	-	-	-
		-	-	-	-	-	-	-	-	-	-	-	-	-	-

PROGRAM/ACTIVITY/PROJECT	PREXC CODE	APPROPRIATION				ALLOTMENTS					TOTAL OBLIGATION				
		Authorized Appropriation	Outside Dept.	Within Dept.	Adjusted Appropriations	Allotments Received	Adjustments (Withdrawal, Realignment)	(Transfer to)	Transfer from	Adjusted Total Allotments	1st Qtr ending March 31	2nd Qtr ending June 30	3rd Qtr ending Sept. 30	4th Qtr ending Dec. 31	TOTAL (REGULAR FUND)
Human Resources for Health (HRH) and Institution	310202100002000	15,439,407.77	-	-	15,439,407.77	15,439,407.77	-	(1,625,429.13)	1,625,429.13	15,439,407.77	3,810,471.70	-	-	-	3,810,471.70
Personnel Services		2,101,758.92	-	-	2,101,758.92	2,101,758.92	-	(1,625,429.13)	1,625,429.13	2,101,758.92	803,900.00	-	-	-	803,900.00
Maintenance & Other Operating Expenses		13,337,648.85	-	-	13,337,648.85	13,337,648.85	-	-	-	13,337,648.85	3,006,571.70	-	-	-	3,006,571.70
Capital Outlays		-	-	-	-	-	-	-	-	-	-	-	-	-	-
HEALTH PROMOTION SUB-PROGRAM															
Health Promotion	310203100001000	28,636,437.02	-	-	28,636,437.02	28,636,437.02	-	(3,046,717.49)	3,046,717.49	28,636,437.02	7,517,482.14	-	-	-	7,517,482.14
Personnel Services		3,770,420.00	-	-	3,770,420.00	3,770,420.00	-	(3,046,717.49)	3,046,717.49	3,770,420.00	2,944,500.00	-	-	-	2,944,500.00
Maintenance & Other Operating Expenses		24,866,017.02	-	-	24,866,017.02	24,866,017.02	-	-	-	24,866,017.02	4,572,982.14	-	-	-	4,572,982.14
Capital Outlays		-	-	-	-	-	-	-	-	-	-	-	-	-	-
PUBLIC HEALTH PROGRAM															
PUBLIC HEALTH MANAGEMENT SUB-PROGRAM															
Public Health Management	310301100001000	299,382,519.98	-	-	299,382,519.98	299,382,519.98	-	(18,615,521.67)	18,615,521.67	299,382,519.98	87,743,157.89	-	-	-	87,743,157.89
Personnel Services		9,729,423.65	-	-	9,729,423.65	9,729,423.65	-	(8,115,521.67)	8,115,521.67	9,729,423.65	5,740,251.13	-	-	-	5,740,251.13
Maintenance & Other Operating Expenses		289,653,096.33	-	-	289,653,096.33	289,653,096.33	-	(10,500,000.00)	10,500,000.00	289,653,096.33	82,002,906.76	-	-	-	82,002,906.76
Capital Outlays		-	-	-	-	-	-	-	-	-	-	-	-	-	-
Operation of PNAC Secretariat	310301100002000	-	-	-	-	-	-	-	-	-	-	-	-	-	-
Personnel Services		-	-	-	-	-	-	-	-	-	-	-	-	-	-
Maintenance & Other Operating Expenses		-	-	-	-	-	-	-	-	-	-	-	-	-	-
Capital Outlays		-	-	-	-	-	-	-	-	-	-	-	-	-	-
Complementary Feeding Program		-	-	-	-	-	-	-	-	-	-	-	-	-	-
Personnel Services		-	-	-	-	-	-	-	-	-	-	-	-	-	-
Maintenance & Other Operating Expenses		-	-	-	-	-	-	-	-	-	-	-	-	-	-
Capital Outlays		-	-	-	-	-	-	-	-	-	-	-	-	-	-
ENVIRONMENTAL AND OCCUPATIONAL HEALTH SUB-PROGRAM															
Environmental and Occupational Health	310302100001000	19,473,747.26	-	-	19,473,747.26	19,473,747.26	-	(590,015.00)	590,015.00	19,473,747.26	804,975.00	-	-	-	804,975.00
Personnel Services		-	-	-	-	-	-	-	-	-	-	-	-	-	-
Maintenance & Other Operating Expenses		19,473,747.26	-	-	19,473,747.26	19,473,747.26	-	(590,015.00)	590,015.00	19,473,747.26	804,975.00	-	-	-	804,975.00
Capital Outlays		-	-	-	-	-	-	-	-	-	-	-	-	-	-
NATIONAL IMMUNIZATION SUB-PROGRAM															
National Immunization	310303100001000	701,883,288.27	-	-	701,883,288.27	701,883,288.27	-	-	-	701,883,288.27	61,724,780.00	-	-	-	61,724,780.00
Personnel Services		-	-	-	-	-	-	-	-	-	-	-	-	-	-
Maintenance & Other Operating Expenses		701,883,288.27	-	-	701,883,288.27	701,883,288.27	-	-	-	701,883,288.27	61,724,780.00	-	-	-	61,724,780.00
Capital Outlays		-	-	-	-	-	-	-	-	-	-	-	-	-	-
FAMILY HEALTH SUB-PROGRAM															
Family Health , Nutrition and Responsible Parenting	310304100001000	1,202,207,801.88	-	-	1,202,207,801.88	1,202,207,801.88	-	-	-	1,202,207,801.88	4,040,702.51	-	-	-	4,040,702.51
Personnel Services		-	-	-	-	-	-	-	-	-	-	-	-	-	-
Maintenance & Other Operating Expenses		1,202,207,801.88	-	-	1,202,207,801.88	1,202,207,801.88	-	-	-	1,202,207,801.88	4,040,702.51	-	-	-	4,040,702.51
Capital Outlays		-	-	-	-	-	-	-	-	-	-	-	-	-	-
ELIMINATION OF INFECTIOUS DISEASES PROGRAM															
Elimination of Disease such as Malaria, Schistosomiasis	310305100001000	26,433,276.67	-	-	26,433,276.67	26,433,276.67	-	-	-	26,433,276.67	-	-	-	-	-
Personnel Services		-	-	-	-	-	-	-	-	-	-	-	-	-	-
Maintenance & Other Operating Expenses		26,433,276.67	-	-	26,433,276.67	26,433,276.67	-	-	-	26,433,276.67	-	-	-	-	-
Capital Outlays		-	-	-	-	-	-	-	-	-	-	-	-	-	-
Rabies Control	310305100002000	134,687,957.92	-	-	134,687,957.92	134,687,957.92	-	(2,800,000.00)	2,800,000.00	134,687,957.92	28,376,280.00	-	-	-	28,376,280.00
Personnel Services		-	-	-	-	-	-	-	-	-	-	-	-	-	-
Maintenance & Other Operating Expenses		134,687,957.92	-	-	134,687,957.92	134,687,957.92	-	(2,800,000.00)	2,800,000.00	134,687,957.92	28,376,280.00	-	-	-	28,376,280.00
Capital Outlays		-	-	-	-	-	-	-	-	-	-	-	-	-	-
PREVENTION AND CONTROL OF INFECTIOUS DISEASES SUB-PROGRAM															
Prevention and Control of Other Infectious Diseases	310306100001000	21,562,531.99	-	-	21,562,531.99	21,562,531.99	-	-	-	21,562,531.99	13,820,184.00	-	-	-	13,820,184.00

PROGRAM/ACTIVITY/PROJECT	PREXC CODE	APPROPRIATION				ALLOTMENTS					TOTAL OBLIGATION				
		Authorized Appropriation	Outside Dept.	Within Dept.	Adjusted Appropriations	Allotments Received	Adjustments (Withdrawal, Realignment)	(Transfer to)	Transfer from	Adjusted Total Allotments	1st Qtr ending March 31	2nd Qtr ending June 30	3rd Qtr ending Sept. 30	4th Qtr ending Dec. 31	TOTAL (REGULAR FUND)
Personnel Services		-	-	-	-	-	-	-	-	-	-	-	-	-	-
Maintenance & Other Operating Expenses		21,562,531.99	-	-	21,562,531.99	21,562,531.99	-	-	-	21,562,531.99	13,820,184.00	-	-	-	13,820,184.00
Capital Outlays		-	-	-	-	-	-	-	-	-	-	-	-	-	-
		-	-	-	-	-	-	-	-	-	-	-	-	-	-
TB Control	310306100002000	6,756,564.40	-	-	6,756,564.40	6,756,564.40	-	-	-	6,756,564.40	999,600.00	-	-	-	999,600.00
Personnel Services		-	-	-	-	-	-	-	-	-	-	-	-	-	-
Maintenance & Other Operating Expenses		6,756,564.40	-	-	6,756,564.40	6,756,564.40	-	-	-	6,756,564.40	999,600.00	-	-	-	999,600.00
Capital Outlays		-	-	-	-	-	-	-	-	-	-	-	-	-	-
		-	-	-	-	-	-	-	-	-	-	-	-	-	-
Assistance to Philippine Tuberculosis	310306100003000	-	-	-	-	-	-	-	-	-	-	-	-	-	-
Personnel Services		-	-	-	-	-	-	-	-	-	-	-	-	-	-
Maintenance & Other Operating Expenses		-	-	-	-	-	-	-	-	-	-	-	-	-	-
Capital Outlays		-	-	-	-	-	-	-	-	-	-	-	-	-	-
		-	-	-	-	-	-	-	-	-	-	-	-	-	-
NON COMMUNICABLE DISEASES SUB-PROGRAM															
Prevention and Control of Non-Communicable Dis	310307100001000	137,995,862.91	-	-	137,995,862.91	87,995,862.91	-	(10,000,000.00)	10,000,000.00	87,995,862.91	14,810,844.24	-	-	-	14,810,844.24
Personnel Services		-	-	-	-	-	-	-	-	-	-	-	-	-	-
Maintenance & Other Operating Expenses		137,789,862.91	-	-	137,789,862.91	87,789,862.91	-	(10,000,000.00)	10,000,000.00	87,789,862.91	14,810,844.24	-	-	-	14,810,844.24
Capital Outlays		206,000.00	-	-	206,000.00	206,000.00	-	-	-	206,000.00	-	-	-	-	-
		-	-	-	-	-	-	-	-	-	-	-	-	-	-
EPIDEMIOLOGY AND SURVEILLANCE PROGRAM															
Epidemiology and Surveillance	310400100001000	46,790,643.77	-	-	46,790,643.77	46,790,643.77	-	(1,000,000.00)	1,000,000.00	46,790,643.77	10,261,571.06	-	-	-	10,261,571.06
Personnel Services		-	-	-	-	-	-	-	-	-	-	-	-	-	-
Maintenance & Other Operating Expenses		46,790,643.77	-	-	46,790,643.77	46,790,643.77	-	(1,000,000.00)	1,000,000.00	46,790,643.77	10,261,571.06	-	-	-	10,261,571.06
Capital Outlays		-	-	-	-	-	-	-	-	-	-	-	-	-	-
		-	-	-	-	-	-	-	-	-	-	-	-	-	-
HEALTH EMERGENCY MANAGEMENT PROGRAM															
Health Emergency Preparedness and Response	310500100001000	50,022,095.79	-	-	50,022,095.79	50,022,095.79	-	(5,379,283.04)	5,379,283.04	50,022,095.79	12,420,991.41	-	-	-	12,420,991.41
Personnel Services		2,288,818.00	-	-	2,288,818.00	2,288,818.00	-	(2,179,283.04)	2,179,283.04	2,288,818.00	-	-	-	-	-
Maintenance & Other Operating Expenses		47,733,277.79	-	-	47,733,277.79	47,733,277.79	-	(3,200,000.00)	3,200,000.00	47,733,277.79	12,420,991.41	-	-	-	12,420,991.41
Capital Outlays		-	-	-	-	-	-	-	-	-	-	-	-	-	-
		-	-	-	-	-	-	-	-	-	-	-	-	-	-
Quick Response Fund	310500100002000	227,980,826.24	-	-	227,980,826.24	227,980,826.24	-	(13,063,001.90)	13,063,001.90	227,980,826.24	62,699,610.12	-	-	-	62,699,610.12
Personnel Services		-	-	-	-	-	-	-	-	-	-	-	-	-	-
Maintenance & Other Operating Expenses		15,232,001.21	-	-	15,232,001.21	15,232,001.21	-	-	-	15,232,001.21	3,331,056.38	-	-	-	3,331,056.38
Capital Outlays		212,748,825.03	-	-	212,748,825.03	212,748,825.03	-	(13,063,001.90)	13,063,001.90	212,748,825.03	59,368,553.74	-	-	-	59,368,553.74
		-	-	-	-	-	-	-	-	-	-	-	-	-	-
SUB-TOTAL, 00 : ACCESS TO PROMOTIVE AND PREVENTIVE H		9,177,648,317.67	-	-	9,177,648,317.67	8,001,343,375.67	-	(325,049,186.03)	325,049,186.03	8,001,343,375.67	1,484,623,183.42	-	-	-	1,484,623,183.42
		-	-	-	-	-	-	-	-	-	-	-	-	-	-
PREXC 00 : ACCESS TO CURATIVE AND REHABILITATIVE HEALTH CARE SERVICES IMPROVED															
HEALTH FACILITIES OPERATION PROGRAM															
CURATIVE HEALTH CARE SUB-PROGRAM															
Operation of Blood Centers and National Voluntary	320101100001000	116,925,356.70	-	-	116,925,356.70	116,925,356.70	-	(2,626,251.00)	2,626,251.00	116,925,356.70	40,975,655.12	-	-	-	40,975,655.12
Personnel Services		-	-	-	-	-	-	-	-	-	-	-	-	-	-
Maintenance & Other Operating Expenses		116,925,356.70	-	-	116,925,356.70	116,925,356.70	-	(2,626,251.00)	2,626,251.00	116,925,356.70	40,975,655.12	-	-	-	40,975,655.12
Capital Outlays		-	-	-	-	-	-	-	-	-	-	-	-	-	-
		-	-	-	-	-	-	-	-	-	-	-	-	-	-
Operation of DOH Hospitals in Metro Manila (MM)	320101100002000	25,918,943.40	-	-	25,918,943.40	25,918,943.40	-	-	-	25,918,943.40	8,330,360.14	-	-	-	8,330,360.14
Personnel Services		563,313.82	-	-	563,313.82	563,313.82	-	-	-	563,313.82	114,222.65	-	-	-	114,222.65
Maintenance & Other Operating Expenses		21,249,629.58	-	-	21,249,629.58	21,249,629.58	-	-	-	21,249,629.58	8,216,137.49	-	-	-	8,216,137.49
Capital Outlays		4,106,000.00	-	-	4,106,000.00	4,106,000.00	-	-	-	4,106,000.00	-	-	-	-	-
		-	-	-	-	-	-	-	-	-	-	-	-	-	-
Operation of DOH Regional Hospitals and Other H	320101100003000	13,795,353.52	-	-	13,795,353.52	13,795,353.52	-	-	-	13,795,353.52	4,115,212.56	-	-	-	4,115,212.56
Personnel Services		8,169,961.93	-	-	8,169,961.93	8,169,961.93	-	-	-	8,169,961.93	1,667,483.61	-	-	-	1,667,483.61
Maintenance & Other Operating Expenses		5,456,812.47	-	-	5,456,812.47	5,456,812.47	-	-	-	5,456,812.47	2,447,728.95	-	-	-	2,447,728.95
Capital Outlays		168,579.12	-	-	168,579.12	168,579.12	-	-	-	168,579.12	-	-	-	-	-
		-	-	-	-	-	-	-	-	-	-	-	-	-	-
Operation of National Reference Laboratories	320101100004000	28,588,104.16	-	-	28,588,104.16	28,588,104.16	-	-	-	28,588,104.16	6,035,550.30	-	-	-	6,035,550.30

PROGRAM/ACTIVITY/PROJECT	PREXC CODE	APPROPRIATION				ALLOTMENTS					TOTAL OBLIGATION				
		Authorized Appropriation	Outside Dept.	Within Dept.	Adjusted Appropriations	Allotments Received	Adjustments (Withdrawal, Realignment)	(Transfer to)	Transfer from	Adjusted Total Allotments	1st Qtr ending March 31	2nd Qtr ending June 30	3rd Qtr ending Sept. 30	4th Qtr ending Dec. 31	TOTAL (REGULAR FUND)
Personnel Services		-	-	-	-	-	-	-	-	-	-	-	-	-	-
Maintenance & Other Operating Expenses		28,588,104.16	-	-	28,588,104.16	28,588,104.16	-	-	-	28,588,104.16	6,035,550.30	-	-	-	6,035,550.30
Capital Outlays		-	-	-	-	-	-	-	-	-	-	-	-	-	-
REHABILITATIVE HEALTH CARE SUB-PROGRAM															
Operation of Dangerous Drug Abuse Treatment and	320102100001000	107,318,532.04	-	-	107,318,532.04	78,318,532.04	-	(2,313,703.61)	2,313,703.61	78,318,532.04	25,315,413.64	-	-	-	25,315,413.64
Personnel Services		33,367,006.50	-	-	33,367,006.50	4,367,006.50	-	(2,313,703.61)	2,313,703.61	4,367,006.50	2,307,035.91	-	-	-	2,307,035.91
Maintenance & Other Operating Expenses		73,951,525.54	-	-	73,951,525.54	73,951,525.54	-	-	-	73,951,525.54	23,008,377.73	-	-	-	23,008,377.73
Capital Outlays		-	-	-	-	-	-	-	-	-	-	-	-	-	-
SUB-TOTAL, 00 : ACCESS TO CURATIVE AND REHABILITATIVE HEALTH CARE		292,546,289.82	-	-	292,546,289.82	263,546,289.82	-	(4,939,954.61)	4,939,954.61	263,546,289.82	84,772,191.76	-	-	-	84,772,191.76
PREXC 00 : ACCESS TO SAFE AND QUALITY HEALTH COMMODITIES, DEVICES AND FACILITIES ENSURED															
HEALTH REGULATORY PROGRAM															
HEALTH FACILITIES AND SERVICES REGULATION SUB-PROGRAM															
Regulations of Health Facilities and Services	330101100001000	8,536,370.91	-	-	8,536,370.91	8,536,370.91	-	(602,800.00)	602,800.00	8,536,370.91	2,687,103.61	-	-	-	2,687,103.61
Personnel Services		223,527.00	-	-	223,527.00	223,527.00	-	-	-	223,527.00	-	-	-	-	-
Maintenance & Other Operating Expenses		8,312,843.91	-	-	8,312,843.91	8,312,843.91	-	(602,800.00)	602,800.00	8,312,843.91	2,687,103.61	-	-	-	2,687,103.61
Capital Outlays		-	-	-	-	-	-	-	-	-	-	-	-	-	-
Regulation of Regional Health Facilities and Services	330101100002000	6,542,310.26	-	-	6,542,310.26	6,542,310.26	-	-	-	6,542,310.26	887,486.98	-	-	-	887,486.98
Personnel Services		1,996,222.65	-	-	1,996,222.65	1,996,222.65	-	-	-	1,996,222.65	32,771.20	-	-	-	32,771.20
Maintenance & Other Operating Expenses		4,546,087.61	-	-	4,546,087.61	4,546,087.61	-	-	-	4,546,087.61	854,715.78	-	-	-	854,715.78
Capital Outlays		-	-	-	-	-	-	-	-	-	-	-	-	-	-
CONSUMER HEALTH AND WELFARE SUB-PROGRAM															
Regulation of Health Products and Establishment	330102100001000	191,995.41	-	-	191,995.41	191,995.41	-	-	-	191,995.41	-	-	-	-	-
Personnel Services		191,995.41	-	-	191,995.41	191,995.41	-	-	-	191,995.41	-	-	-	-	-
Maintenance & Other Operating Expenses		-	-	-	-	-	-	-	-	-	-	-	-	-	-
Capital Outlays		-	-	-	-	-	-	-	-	-	-	-	-	-	-
ROUTINE QUARANTINE SERVICES SUB-PROGRAM															
Provision of Quarantine Services and International	330103100001000	295,387.98	-	-	295,387.98	295,387.98	-	-	-	295,387.98	-	-	-	-	-
Personnel Services		295,387.98	-	-	295,387.98	295,387.98	-	-	-	295,387.98	-	-	-	-	-
Maintenance & Other Operating Expenses		-	-	-	-	-	-	-	-	-	-	-	-	-	-
Capital Outlays		-	-	-	-	-	-	-	-	-	-	-	-	-	-
SUB-TOTAL, 00: ACCESS TO SAFE AND QUALITY HEALTH COMMODITIES, DEVICES AND FACILITIES ENSURED		15,566,064.56	-	-	15,566,064.56	15,566,064.56	-	(602,800.00)	602,800.00	15,566,064.56	3,574,590.59	-	-	-	3,574,590.59
PREXC 00: ACCESS TO SOCIAL HEALTH PROTECTION ASSURED															
SOCIAL HEALTH PROTECTION PROGRAM															
PROJECTS															
LOCALLY - FUNDED PROJECTS															
Assistance to Indigent Patients either confined or discharged	340100100001000	1,864,745,841.29	-	-	1,864,745,841.29	1,864,745,841.29	-	(255,401,000.00)	255,401,000.00	1,864,745,841.29	293,501,037.20	-	-	-	293,501,037.20
Personnel Services		-	-	-	-	-	-	-	-	-	-	-	-	-	-
Maintenance & Other Operating Expenses		1,864,745,841.29	-	-	1,864,745,841.29	1,864,745,841.29	-	(255,401,000.00)	255,401,000.00	1,864,745,841.29	293,501,037.20	-	-	-	293,501,037.20
Capital Outlays		-	-	-	-	-	-	-	-	-	-	-	-	-	-
SUB-TOTAL, 00: ACCESS TO SOCIAL HEALTH PROTECTION ASSURED		1,864,745,841.29	-	-	1,864,745,841.29	1,864,745,841.29	-	(255,401,000.00)	255,401,000.00	1,864,745,841.29	293,501,037.20	-	-	-	293,501,037.20
TOTAL, OPERATIONS		11,350,506,513.33	-	-	11,350,506,513.33	10,145,201,571.33	-	(585,992,940.64)	585,992,940.64	10,145,201,571.33	1,866,471,002.97	-	-	-	1,866,471,002.97
TOTAL NEW APPROPRIATIONS		11,728,636,180.07	1,436,422.17	2,893,818.00	11,732,966,420.24	10,526,744,964.95	2,893,818.00	(634,705,228.54)	634,705,228.54	10,529,638,782.95	1,957,439,714.87	-	-	-	1,957,439,714.87
PS		362,985,432.30	1,436,422.17	2,893,818.00	367,315,672.47	337,399,159.18	2,893,818.00	(65,474,354.84)	65,474,354.84	340,292,977.18	113,143,943.49	-	-	-	113,143,943.49
MOOE		6,651,887,686.93	-	-	6,651,887,686.93	5,827,961,729.93	-	(330,832,007.80)	330,832,007.80	5,827,961,729.93	856,805,286.82	-	-	-	856,805,286.82
CO		4,713,763,060.84	-	-	4,713,763,060.84	4,361,384,075.84	-	(238,398,865.90)	238,398,865.90	4,361,384,075.84	987,490,484.55	-	-	-	987,490,484.55
II. AUTOMATIC APPROPRIATION															
Retirement and Life Insurance Premium		-	-	-	-	-	-	-	-	-	-	-	-	-	-
Personnel Services		-	-	-	-	-	-	-	-	-	-	-	-	-	-
Maintenance & Other Operating Expenses		-	-	-	-	-	-	-	-	-	-	-	-	-	-
Capital Outlays		-	-	-	-	-	-	-	-	-	-	-	-	-	-

PROGRAM/ACTIVITY/PROJECT	PREXC CODE	APPROPRIATION				ALLOTMENTS					TOTAL OBLIGATION				
		Authorized Appropriation	Outside Dept.	Within Dept.	Adjusted Appropriations	Allotments Received	Adjustments (Withdrawal, Realignment)	(Transfer to)	Transfer from	Adjusted Total Allotments	1st Qtr ending March 31	2nd Qtr ending June 30	3rd Qtr ending Sept. 30	4th Qtr ending Dec. 31	TOTAL (REGULAR FUND)
		-	-	-	-	-	-	-	-	-	-	-	-	-	-
Custom and Duties and Taxes	01104105	-	-	-	-	-	-	-	-	-	-	-	-	-	-
Personnel Services		-	-	-	-	-	-	-	-	-	-	-	-	-	-
Maintenance & Other Operating Expenses		-	-	-	-	-	-	-	-	-	-	-	-	-	-
Capital Outlays		-	-	-	-	-	-	-	-	-	-	-	-	-	-
		-	-	-	-	-	-	-	-	-	-	-	-	-	-
Franchise Tax	03104347	-	-	-	-	-	-	-	-	-	-	-	-	-	-
Personnel Services		-	-	-	-	-	-	-	-	-	-	-	-	-	-
Maintenance & Other Operating Expenses		-	-	-	-	-	-	-	-	-	-	-	-	-	-
Capital Outlays		-	-	-	-	-	-	-	-	-	-	-	-	-	-
		-	-	-	-	-	-	-	-	-	-	-	-	-	-
Illegal Drugs		-	-	-	-	-	-	-	-	-	-	-	-	-	-
Personnel Services		-	-	-	-	-	-	-	-	-	-	-	-	-	-
Maintenance & Other Operating Expenses		-	-	-	-	-	-	-	-	-	-	-	-	-	-
Capital Outlays		-	-	-	-	-	-	-	-	-	-	-	-	-	-
		-	-	-	-	-	-	-	-	-	-	-	-	-	-
Regulation of Health Establishments and Prod	03104348	-	-	-	-	-	-	-	-	-	-	-	-	-	-
Personnel Services		-	-	-	-	-	-	-	-	-	-	-	-	-	-
Maintenance & Other Operating Expenses		-	-	-	-	-	-	-	-	-	-	-	-	-	-
Capital Outlays		-	-	-	-	-	-	-	-	-	-	-	-	-	-
		-	-	-	-	-	-	-	-	-	-	-	-	-	-
Provision of Quarantine Services and Internati	03104349	-	-	-	-	-	-	-	-	-	-	-	-	-	-
Personnel Services		-	-	-	-	-	-	-	-	-	-	-	-	-	-
Maintenance & Other Operating Expenses		-	-	-	-	-	-	-	-	-	-	-	-	-	-
Capital Outlays		-	-	-	-	-	-	-	-	-	-	-	-	-	-
		-	-	-	-	-	-	-	-	-	-	-	-	-	-
Health Sector Policy Support Program - Phase	01104159	-	-	-	-	-	-	-	-	-	-	-	-	-	-
Personnel Services		-	-	-	-	-	-	-	-	-	-	-	-	-	-
Maintenance & Other Operating Expenses		-	-	-	-	-	-	-	-	-	-	-	-	-	-
Capital Outlays		-	-	-	-	-	-	-	-	-	-	-	-	-	-
SUB-TOTAL, AUTOMATIC APPROPRIATION		-	-	-	-	-	-	-	-	-	-	-	-	-	-
PS		-	-	-	-	-	-	-	-	-	-	-	-	-	-
MOOE		-	-	-	-	-	-	-	-	-	-	-	-	-	-
CO		-	-	-	-	-	-	-	-	-	-	-	-	-	-
		-	-	-	-	-	-	-	-	-	-	-	-	-	-
III. SPECIAL PURPOSE FUND															
Pension and Graduity Fund	01101407	161,149.57	-	-	161,149.57	161,149.57	-	-	-	161,149.57	1,328.06	-	-	-	1,328.06
Personnel Services		161,149.57	-	-	161,149.57	161,149.57	-	-	-	161,149.57	1,328.06	-	-	-	1,328.06
Maintenance & Other Operating Expenses		-	-	-	-	-	-	-	-	-	-	-	-	-	-
Capital Outlays		-	-	-	-	-	-	-	-	-	-	-	-	-	-
		-	-	-	-	-	-	-	-	-	-	-	-	-	-
Miscellaneous Personnel Benefits Fund	01101406	145,761,277.74	-	3,751,789.41	149,513,067.15	149,513,067.15	-	(12,834,960.49)	12,834,960.49	149,513,067.15	31,919,668.67	-	-	-	31,919,668.67
Personnel Services		145,761,277.74	-	3,751,789.41	149,513,067.15	149,513,067.15	-	(12,834,960.49)	12,834,960.49	149,513,067.15	31,919,668.67	-	-	-	31,919,668.67
Maintenance & Other Operating Expenses		-	-	-	-	-	-	-	-	-	-	-	-	-	-
Capital Outlays		-	-	-	-	-	-	-	-	-	-	-	-	-	-
		-	-	-	-	-	-	-	-	-	-	-	-	-	-
International Commitment Fund		-	-	-	-	-	-	-	-	-	-	-	-	-	-
Personnel Services		-	-	-	-	-	-	-	-	-	-	-	-	-	-
Maintenance & Other Operating Expenses		-	-	-	-	-	-	-	-	-	-	-	-	-	-
Capital Outlays		-	-	-	-	-	-	-	-	-	-	-	-	-	-
		-	-	-	-	-	-	-	-	-	-	-	-	-	-
E-Government Fund		-	-	-	-	-	-	-	-	-	-	-	-	-	-
Personnel Services		-	-	-	-	-	-	-	-	-	-	-	-	-	-
Maintenance & Other Operating Expenses		-	-	-	-	-	-	-	-	-	-	-	-	-	-
Capital Outlays		-	-	-	-	-	-	-	-	-	-	-	-	-	-
		-	-	-	-	-	-	-	-	-	-	-	-	-	-
Contingent Fund	01102402	-	-	-	-	-	-	-	-	-	-	-	-	-	-
Personnel Services		-	-	-	-	-	-	-	-	-	-	-	-	-	-

PROGRAM/ACTIVITY/PROJECT	PREXC CODE	APPROPRIATION				ALLOTMENTS					TOTAL OBLIGATION				
		Authorized Appropriation	Outside Dept.	Within Dept.	Adjusted Appropriations	Allotments Received	Adjustments (Withdrawal, Realignment)	(Transfer to)	Transfer from	Adjusted Total Allotments	1st Qtr ending March 31	2nd Qtr ending June 30	3rd Qtr ending Sept. 30	4th Qtr ending Dec. 31	TOTAL (REGULAR FUND)
Maintenance & Other Operating Expenses		-	-	-	-	-	-	-	-	-	-	-	-	-	-
Capital Outlays		-	-	-	-	-	-	-	-	-	-	-	-	-	-
		-	-	-	-	-	-	-	-	-	-	-	-	-	-
Calamity Funds	01101401	31,836,046.12	-	-	31,836,046.12	31,836,046.12	-	-	-	31,836,046.12	22,706,357.92	-	-	-	22,706,357.92
Personnel Services		-	-	-	-	-	-	-	-	-	-	-	-	-	-
Maintenance & Other Operating Expenses		31,836,046.12	-	-	31,836,046.12	31,836,046.12	-	-	-	31,836,046.12	22,706,357.92	-	-	-	22,706,357.92
Capital Outlays		-	-	-	-	-	-	-	-	-	-	-	-	-	-
SUB-TOTAL, SPECIAL PURPOSE		177,758,473.43	-	3,751,789.41	181,510,262.84	181,510,262.84	-	(12,834,960.49)	12,834,960.49	181,510,262.84	54,627,354.65	-	-	-	54,627,354.65
PS		145,922,427.31	-	3,751,789.41	149,674,216.72	149,674,216.72	-	(12,834,960.49)	12,834,960.49	149,674,216.72	31,920,996.73	-	-	-	31,920,996.73
MOOE		31,836,046.12	-	-	31,836,046.12	31,836,046.12	-	-	-	31,836,046.12	22,706,357.92	-	-	-	22,706,357.92
CO		-	-	-	-	-	-	-	-	-	-	-	-	-	-
TOTAL (CONAP 2019)		11,906,394,653.50	1,436,422.17	6,645,607.41	11,914,476,683.08	10,708,255,227.79	2,893,818.00	(647,540,189.03)	647,540,189.03	10,711,149,045.79	2,012,067,069.52	-	-	-	2,012,067,069.52
PS		508,907,859.61	1,436,422.17	6,645,607.41	516,989,889.19	487,073,375.90	2,893,818.00	(78,309,315.33)	78,309,315.33	489,967,193.90	145,064,940.22	-	-	-	145,064,940.22
MOOE		6,683,723,733.05	-	-	6,683,723,733.05	5,859,797,776.05	-	(330,832,007.80)	330,832,007.80	5,859,797,776.05	879,511,644.74	-	-	-	879,511,644.74
CO		4,713,763,060.84	-	-	4,713,763,060.84	4,361,384,075.84	-	(238,398,865.90)	238,398,865.90	4,361,384,075.84	987,490,484.55	-	-	-	987,490,484.55
FE															
GRAND TOTAL (CURRENT + CONAP)		115,933,491,653.50	1,436,422.17	1,330,594,385.54	117,265,522,461.21	109,401,832,227.79	1,324,744,596.13	(16,760,460,291.48)	16,760,460,291.48	110,726,576,823.92	19,595,939,042.72	-	-	-	19,595,939,042.72
PS		49,479,984,859.61	1,436,422.17	825,827,385.54	50,307,248,667.32	49,448,248,375.90	819,977,596.13	(7,075,871,360.84)	7,075,871,360.84	50,268,225,972.03	11,892,935,618.61	-	-	-	11,892,935,618.61
MOOE		49,497,416,733.05	-	504,767,000.00	50,002,183,733.05	46,590,772,776.05	504,767,000.00	(3,906,121,114.74)	3,906,121,114.74	47,095,539,776.05	6,569,572,373.31	-	-	-	6,569,572,373.31
CO		16,956,090,060.84	-	-	16,956,090,060.84	13,362,811,075.84	-	(5,778,467,815.90)	5,778,467,815.90	13,362,811,075.84	1,133,431,050.80	-	-	-	1,133,431,050.80
FE		-	-	-	-	-	-	-	-	-	-	-	-	-	-

Department: Department of Health (DOH)
Agency: Office of the Secretary
Operating Unit: All
Organization Code (UACS): 130010000000
Fund Cluster: 01 - Regular Agency Fund, 04 - Specia

PROGRAM/ACTIVITY/PROJECT	PREXC CODE	TOTAL DISBURSEMENT					BALANCES			
		1st Qtr ending March 31	2nd Qtr ending June 30	3rd Qtr ending Sept. 30	4th Qtr ending Dec. 31	TOTAL (REGULAR FUND)	Unreleased Appropriation	Unobligated Allotment	UNPAID OBLIGATION	
									Due and Demandable	Not Yet Due and Demandable
I. NEW APPROPRIATION (CURRENT)										
A. PROGRAMS										
I. GENERAL ADMINISTRATION AND SUPPORT										
General Management and Supervision	100000100001000	104,320,513.79	-	-	-	104,320,513.79	-	477,707,046.32	-	46,113,439.89
Personnel Services		70,824,836.75	-	-	-	70,824,836.75	-	254,308,163.25	-	-
Maintenance & Other Operating Expenses		33,495,677.04	-	-	-	33,495,677.04	-	223,398,883.07	-	46,113,439.89
Capital Outlays		-	-	-	-	-	-	-	-	-
		-	-	-	-	-	-	-	-	-
Administration of Personnel Benefits	100000100002000	133,024,877.54	-	-	-	133,024,877.54	-	5,865,503,118.86	1,942,943.59	28,560,428.01
Personnel Services		133,024,877.54	-	-	-	133,024,877.54	-	5,865,503,118.86	1,942,943.59	28,560,428.01
Maintenance & Other Operating Expenses		-	-	-	-	-	-	-	-	-
Capital Outlays		-	-	-	-	-	-	-	-	-
TOTAL, GASS		237,345,391.33	-	-	-	237,345,391.33	-	6,343,210,165.18	1,942,943.59	74,673,867.90
II. SUPPORT TO OPERATIONS										
Health Information Technology	200000100001000	22,318,239.20	-	-	-	22,318,239.20	-	1,204,607,060.77	-	15,747,700.03
Personnel Services		5,061,556.45	-	-	-	5,061,556.45	-	1,232,443.55	-	-
Maintenance & Other Operating Expenses		7,656,682.75	-	-	-	7,656,682.75	-	402,996,617.22	-	15,747,700.03
Capital Outlays		9,600,000.00	-	-	-	9,600,000.00	-	800,378,000.00	-	-
		-	-	-	-	-	-	-	-	-
Operations of Regional Offices	200000100002000	217,427,265.88	-	-	-	217,427,265.88	1,000,000.00	916,835,373.98	-	55,618,360.14
Personnel Services		187,914,942.95	-	-	-	187,914,942.95	-	778,704,956.80	-	36,457,100.25
Maintenance & Other Operating Expenses		29,512,322.93	-	-	-	29,512,322.93	-	138,130,417.18	-	19,161,259.89
Capital Outlays		-	-	-	-	-	1,000,000.00	-	-	-
		-	-	-	-	-	-	-	-	-
TOTAL, STO		239,745,505.08	-	-	-	239,745,505.08	1,000,000.00	2,121,442,434.75	-	71,366,060.17
III. OPERATIONS										
PREXC 00 : ACCESS TO PROMOTIVE AND PRECVENTIVE HEALTH POLICY AND STANDARDS DEVELOPMENT PROGRAM										
International Health Policy Development and Cooperation	310100100001000	6,562,068.36	-	-	-	6,562,068.36	-	33,602,244.03	-	407,687.61
Personnel Services		5,114,942.99	-	-	-	5,114,942.99	-	17,629,057.01	-	-
Maintenance & Other Operating Expenses		1,447,125.37	-	-	-	1,447,125.37	-	15,973,187.02	-	407,687.61
Capital Outlays		-	-	-	-	-	-	-	-	-
		-	-	-	-	-	-	-	-	-
Health Sector Policy and Plan Development	310100100002000	9,335,547.19	-	-	-	9,335,547.19	-	41,729,267.65	-	15,185.16
Personnel Services		7,454,881.72	-	-	-	7,454,881.72	-	20,413,118.28	-	-
Maintenance & Other Operating Expenses		1,880,665.47	-	-	-	1,880,665.47	-	21,316,149.37	-	15,185.16
Capital Outlays		-	-	-	-	-	-	-	-	-
		-	-	-	-	-	-	-	-	-
Health Sector Research Development	310100100003000	369,452.82	-	-	-	369,452.82	-	202,244,592.65	-	597,954.53
Personnel Services		-	-	-	-	-	-	53,702,000.00	-	-
Maintenance & Other Operating Expenses		369,452.82	-	-	-	369,452.82	-	148,542,592.65	-	597,954.53
Capital Outlays		-	-	-	-	-	-	-	-	-
HEALTH SYSTEMS STRENGTHENING PROGRAM - SERVICE DELIVERY SUB-PROGRAM										
Health Facility Policy and Plan Development	310201100001000	12,326,274.55	-	-	-	12,326,274.55	-	162,408,801.87	-	1,440,923.58
Personnel Services		6,566,216.04	-	-	-	6,566,216.04	-	24,085,783.96	-	

PROGRAM/ACTIVITY/PROJECT	PREXC CODE	TOTAL DISBURSEMENT					BALANCES			
		1st Qtr ending March 31	2nd Qtr ending June 30	3rd Qtr ending Sept. 30	4th Qtr ending Dec. 31	TOTAL (REGULAR FUND)	Unreleased Appropriation	Unobligated Allotment	UNPAID OBLIGATION	
									Due and Demandable	Not Yet Due and Demandable
Maintenance & Other Operating Expenses		5,760,058.51	-	-	-	5,760,058.51	-	138,323,017.91	-	1,440,923.58
Capital Outlays		-	-	-	-	-	-	-	-	-
Health Facilities Enhancement Program	310201100002000	2,586,223.07	-	-	-	2,586,223.07	2,486,900,000.00	5,759,551,341.83	-	135,343,435.10
Personnel Services		-	-	-	-	-	-	-	-	-
Maintenance & Other Operating Expenses		2,586,223.07	-	-	-	2,586,223.07	-	30,142,108.08	-	42,668.85
Capital Outlays		-	-	-	-	-	2,486,900,000.00	5,729,409,233.75	-	135,300,766.25
Local Health Systems Development and Assistance	310201100003000	15,598,353.29	-	-	-	15,598,353.29	-	236,970,627.25	-	10,586,019.46
Personnel Services		4,402,482.04	-	-	-	4,402,482.04	-	2,689,517.96	-	-
Maintenance & Other Operating Expenses		11,195,871.25	-	-	-	11,195,871.25	-	234,281,109.29	-	10,586,019.46
Capital Outlays		-	-	-	-	-	-	-	-	-
Pharmaceutical Management	310201100004000	2,280,575.43	-	-	-	2,280,575.43	3,000,000.00	96,662,777.99	-	73,646.58
Personnel Services		-	-	-	-	-	-	-	-	-
Maintenance & Other Operating Expenses		2,280,575.43	-	-	-	2,280,575.43	3,000,000.00	96,662,777.99	-	73,646.58
Capital Outlays		-	-	-	-	-	-	-	-	-
HEALTH HUMAN RESOURCE SUB-PROGRAM										
Human Resource for Health (HRH) Deployment	310202100001000	2,099,384,688.46	-	-	-	2,099,384,688.46	-	6,747,841,060.93	187,523,227.84	918,783,022.77
Personnel Services		1,923,166,250.74	-	-	-	1,923,166,250.74	-	4,832,995,633.24	187,523,227.84	556,314,888.18
Maintenance & Other Operating Expenses		176,218,437.72	-	-	-	176,218,437.72	-	1,914,845,427.69	-	362,468,134.59
Capital Outlays		-	-	-	-	-	-	-	-	-
Human Resources for Health (HRH) and Institution	310202100002000	11,431,236.53	-	-	-	11,431,236.53	-	140,038,884.48	-	4,165,878.99
Personnel Services		5,701,302.55	-	-	-	5,701,302.55	-	33,886,697.45	-	-
Maintenance & Other Operating Expenses		5,729,933.98	-	-	-	5,729,933.98	-	106,152,187.03	-	4,165,878.99
Capital Outlays		-	-	-	-	-	-	-	-	-
HEALTH PROMOTION SUB-PROGRAM										
Health Promotion	310203100001000	9,020,598.93	-	-	-	9,020,598.93	-	276,255,027.77	-	12,151,373.30
Personnel Services		3,640,842.83	-	-	-	3,640,842.83	-	22,474,157.17	-	-
Maintenance & Other Operating Expenses		5,379,756.10	-	-	-	5,379,756.10	-	253,780,870.60	-	12,151,373.30
Capital Outlays		-	-	-	-	-	-	-	-	-
PUBLIC HEALTH PROGRAM										
PUBLIC HEALTH MANAGEMENT SUB-PROGRAM										
Public Health Management	310301100001000	315,715,962.36	-	-	-	315,715,962.36	235,000,000.00	3,022,685,793.43	-	585,317,244.21
Personnel Services		141,789,630.95	-	-	-	141,789,630.95	-	439,836,757.31	-	15,667,611.74
Maintenance & Other Operating Expenses		173,926,331.41	-	-	-	173,926,331.41	235,000,000.00	2,582,849,036.12	-	569,649,632.47
Capital Outlays		-	-	-	-	-	-	-	-	-
Operation of PNAC Secretariat		1,790,282.74	-	-	-	1,790,282.74	-	12,529,070.48	-	38,646.78
Personnel Services		1,057,304.80	-	-	-	1,057,304.80	-	3,566,695.20	-	-
Maintenance & Other Operating Expenses		732,977.94	-	-	-	732,977.94	-	8,962,375.28	-	38,646.78
Capital Outlays		-	-	-	-	-	-	-	-	-
Complementary Feeding Program	310301100002000	-	-	-	-	-	62,000,000.00	-	-	-
Personnel Services		-	-	-	-	-	-	-	-	-
Maintenance & Other Operating Expenses		-	-	-	-	-	62,000,000.00	-	-	-
Capital Outlays		-	-	-	-	-	-	-	-	-
ENVIRONMENTAL AND OCCUPATIONAL HEALTH SUB-PROGRAM										
Environmental and Occupational Health	310302100001000	-	-	-	-	-	350,000,000.00	1,724,215.00	-	300,785.00
Personnel Services		-	-	-	-	-	-	-	-	-
Maintenance & Other Operating Expenses		-	-	-	-	-	-	1,724,215.00	-	300,785.00
Capital Outlays		-	-	-	-	-	350,000,000.00	-	-	-

PROGRAM/ACTIVITY/PROJECT	PREXC CODE	TOTAL DISBURSEMENT					BALANCES			
		1st Qtr ending March 31	2nd Qtr ending June 30	3rd Qtr ending Sept. 30	4th Qtr ending Dec. 31	TOTAL (REGULAR FUND)	Unreleased Appropriation	Unobligated Allotment	UNPAID OBLIGATION	
									Due and Demandable	Not Yet Due and Demandable
NATIONAL IMMUNIZATION SUB-PROGRAM										
National Immunization	310303100001000	-	-	-	-	-	-	7,393,001,000.00	-	150,000,000.00
Personnel Services		-	-	-	-	-	-	-	-	-
Maintenance & Other Operating Expenses		-	-	-	-	-	-	7,393,001,000.00	-	150,000,000.00
Capital Outlays		-	-	-	-	-	-	-	-	-
										-
FAMILY HEALTH SUB-PROGRAM										
Family Health , Nutrition and Responsible Parenting	310304100001000	-	-	-	-	-	-	1,964,246,800.00	-	69,669,200.00
Personnel Services		-	-	-	-	-	-	-	-	-
Maintenance & Other Operating Expenses		-	-	-	-	-	-	1,964,246,800.00	-	69,669,200.00
Capital Outlays		-	-	-	-	-	-	-	-	-
										-
ELIMINATION OF IN FECTIOUS DISEASES PROGRAM										
Elimination of Disease such as Malaria, Schistosomiasis	310305100001000	-	-	-	-	-	-	320,305,500.00	-	4,159,500.00
Personnel Services		-	-	-	-	-	-	-	-	-
Maintenance & Other Operating Expenses		-	-	-	-	-	-	320,305,500.00	-	4,159,500.00
Capital Outlays		-	-	-	-	-	-	-	-	-
		-	-	-	-	-	-	-	-	-
Rabies Control	310305100002000	-	-	-	-	-	-	460,117,840.00	-	40,248,160.00
Personnel Services		-	-	-	-	-	-	-	-	-
Maintenance & Other Operating Expenses		-	-	-	-	-	-	460,117,840.00	-	40,248,160.00
Capital Outlays		-	-	-	-	-	-	-	-	-
										-
PREVENTION AND CONTROL OF INFECTIOUS DISEASES SUB-PROGRAM										
Prevention and Control of Other Infectious Diseases	310306100001000	-	-	-	-	-	40,000,000.00	1,016,485,551.00	-	1,859,449.00
Personnel Services		-	-	-	-	-	-	-	-	-
Maintenance & Other Operating Expenses		-	-	-	-	-	40,000,000.00	1,016,485,551.00	-	1,859,449.00
Capital Outlays		-	-	-	-	-	-	-	-	-
		-	-	-	-	-	-	-	-	-
TB Control	310306100002000	-	-	-	-	-	35,000,000.00	819,215,318.40	-	94,728,681.60
Personnel Services		-	-	-	-	-	-	-	-	-
Maintenance & Other Operating Expenses		-	-	-	-	-	35,000,000.00	399,215,318.40	-	94,728,681.60
Capital Outlays		-	-	-	-	-	-	420,000,000.00	-	-
		-	-	-	-	-	-	-	-	-
Assistance to Philippine Tuberculosis	310306100003000	-	-	-	-	-	-	13,800,000.00	-	-
Personnel Services		-	-	-	-	-	-	-	-	-
Maintenance & Other Operating Expenses		-	-	-	-	-	-	13,800,000.00	-	-
Capital Outlays		-	-	-	-	-	-	-	-	-
										-
NON COMMUNICABLE DISEASES SUB-PROGRAM										
Prevention and Control of Non-Communicable Diseases	310307100001000	-	-	-	-	-	-	424,009,841.60	-	85,053,158.40
Personnel Services		-	-	-	-	-	-	-	-	-
Maintenance & Other Operating Expenses		-	-	-	-	-	-	424,009,841.60	-	85,053,158.40
Capital Outlays		-	-	-	-	-	-	-	-	-
										-
EPIDEMIOLOGY AND SURVEILLANCE PROGRAM										
Epidemiology and Surveillance	310400100001000	9,463,414.11	-	-	-	9,463,414.11	-	104,886,066.08	-	1,151,519.81
Personnel Services		4,998,039.00	-	-	-	4,998,039.00	-	9,419,961.00	-	-
Maintenance & Other Operating Expenses		4,465,375.11	-	-	-	4,465,375.11	-	95,466,105.08	-	1,151,519.81
Capital Outlays		-	-	-	-	-	-	-	-	-
										-
HEALTH EMERGENCY MANAGEMENT PROGRAM										
Health Emergency Preparedness and Response	310500100001000	16,118,299.17	-	-	-	16,118,299.17	-	200,623,759.83	-	13,326,941.00
Personnel Services		5,428,965.55	-	-	-	5,428,965.55	-	2,391,034.45	-	-
Maintenance & Other Operating Expenses		10,689,333.62	-	-	-	10,689,333.62	-	198,232,725.38	-	13,326,941.00
Capital Outlays		-	-	-	-	-	-	-	-	-
		-	-	-	-	-	-	-	-	-
Quick Response Fund	310500100002000	5,626,372.45	-	-	-	5,626,372.45	100,000,000.00	386,375,089.46	-	107,998,538.00

PROGRAM/ACTIVITY/PROJECT	PREXC CODE	TOTAL DISBURSEMENT					BALANCES			
		1st Qtr ending March 31	2nd Qtr ending June 30	3rd Qtr ending Sept. 30	4th Qtr ending Dec. 31	TOTAL (REGULAR FUND)	Unreleased Appropriation	Unobligated Allotment	UNPAID OBLIGATION	
									Due and Demandable	Not Yet Due and Demandable
Personnel Services		-	-	-	-	-	-	-	-	-
Maintenance & Other Operating Expenses		5,626,372.45	-	-	-	5,626,372.45	100,000,000.00	87,414,889.46	-	106,958,738.09
Capital Outlays		-	-	-	-	-	-	298,960,200.00	-	1,039,800.00
		-	-	-	-	-	-	-	-	-
SUB-TOTAL, 00 : ACCESS TO PROMOTIVE AND PREVENTIVE H		2,517,609,349.47	-	-	-	2,517,609,349.47	3,311,900,000.00	29,837,310,471.72	187,523,227.84	2,237,378,304.19
PREXC 00 : ACCESS TO CURATIVE AND REHABILITATIVE HEAL										
HEALTH FACILITIES OPERATION PROGRAM										
CURATIVE HEALTH CARE SUB-PROGRAM										
Operation of Blood Centers and National Voluntary	320101100001000	16,647,428.40	-	-	-	16,647,428.40	-	580,665,447.62	-	5,359,123.98
Personnel Services		666,568.65	-	-	-	666,568.65	-	6,593,431.35	-	-
Maintenance & Other Operating Expenses		15,980,859.75	-	-	-	15,980,859.75	-	574,072,016.27	-	5,359,123.98
Capital Outlays		-	-	-	-	-	-	-	-	-
		-	-	-	-	-	-	-	-	-
Operation of DOH Hospitals in Metro Manila (MM)	320101100002000	2,087,464,837.70	-	-	-	2,087,464,837.70	125,996,000.00	7,489,337,711.57	-	617,295,450.73
Personnel Services		1,977,126,621.20	-	-	-	1,977,126,621.20	12,000,000.00	6,012,322,708.32	-	154,574,670.48
Maintenance & Other Operating Expenses		110,338,216.50	-	-	-	110,338,216.50	109,996,000.00	1,477,015,003.25	-	462,720,780.25
Capital Outlays		-	-	-	-	-	4,000,000.00	-	-	-
		-	-	-	-	-	-	-	-	-
Operation of DOH Regional Hospitals and Other H	320101100003000	5,633,777,336.87	-	-	-	5,633,777,336.87	643,802,000.00	21,595,260,253.78	-	1,710,956,409.35
Personnel Services		4,981,575,795.52	-	-	-	4,981,575,795.52	-	15,823,978,231.24	-	210,829,973.24
Maintenance & Other Operating Expenses		652,201,541.35	-	-	-	652,201,541.35	319,802,000.00	4,204,872,022.54	-	1,500,126,436.11
Capital Outlays		-	-	-	-	-	324,000,000.00	1,566,410,000.00	-	-
		-	-	-	-	-	-	-	-	-
Operation of National Reference Laboratories	320101100004000	1,938,029.67	-	-	-	1,938,029.67	105,000,000.00	185,481,078.46	-	33,910,891.87
Personnel Services		-	-	-	-	-	-	-	-	-
Maintenance & Other Operating Expenses		1,938,029.67	-	-	-	1,938,029.67	105,000,000.00	148,481,078.46	-	33,910,891.87
Capital Outlays		-	-	-	-	-	-	37,000,000.00	-	-
		-	-	-	-	-	-	-	-	-
REHABILITATIVE HEALTH CARE SUB-PROGRAM										
Operation of Dangerous Drug Abuse Treatment at	320102100001000	174,430,094.48	-	-	-	174,430,094.48	25,000,000.00	964,730,219.49	-	40,601,686.03
Personnel Services		122,465,300.96	-	-	-	122,465,300.96	-	429,406,718.29	-	15,335,980.75
Maintenance & Other Operating Expenses		51,964,793.52	-	-	-	51,964,793.52	-	531,994,501.20	-	25,265,705.28
Capital Outlays		-	-	-	-	-	25,000,000.00	3,329,000.00	-	-
SUB-TOTAL, 00 : ACCESS TO CURATIVE AND REHABILITATIVE H		7,914,257,727.12	-	-	-	7,914,257,727.12	899,798,000.00	30,815,474,710.92	-	2,408,123,561.96
PREXC 00 : ACCESS TO SAFE AND QUALITY HEALTH COMMOD										
HEALTH REGULATORY PROGRAM										
HEALTH FACILITIES AND SERVICES REGULATION SUB-PROGRA										
Regulations of Health Facilities and Services	330101100001000	13,904,718.53	-	-	-	13,904,718.53	-	61,286,852.48	-	477,428.99
Personnel Services		10,490,669.41	-	-	-	10,490,669.41	-	35,287,330.59	-	-
Maintenance & Other Operating Expenses		3,414,049.12	-	-	-	3,414,049.12	-	25,999,521.89	-	477,428.99
Capital Outlays		-	-	-	-	-	-	-	-	-
		-	-	-	-	-	-	-	-	-
Regulation of Regional Health Facilities and Servic	330101100002000	43,448,289.90	-	-	-	43,448,289.90	-	203,637,239.19	-	11,805,470.91
Personnel Services		34,593,322.31	-	-	-	34,593,322.31	-	138,429,797.10	-	4,502,880.59
Maintenance & Other Operating Expenses		8,854,967.59	-	-	-	8,854,967.59	-	65,207,442.09	-	7,302,590.32
Capital Outlays		-	-	-	-	-	-	-	-	-
		-	-	-	-	-	-	-	-	-
CONSUMER HEALTH AND WELFARE SUB-PROGRAM										
Regulation of Health Products and Establishments	330102100001000	90,048,117.53	-	-	-	90,048,117.53	-	289,158,209.08	-	8,930,673.39
Personnel Services		90,048,117.53	-	-	-	90,048,117.53	-	289,158,209.08	-	8,930,673.39
Maintenance & Other Operating Expenses		-	-	-	-	-	-	-	-	-
Capital Outlays		-	-	-	-	-	-	-	-	-
		-	-	-	-	-	-	-	-	-
ROUTINE QUARANTINE SERVICES SUB-PROG	330103000000000									
Provision of Quarantine Services and International	330103100001000	12,001,084.33	-	-	-	12,001,084.33	-	108,387,983.24	-	39,292,932.43
Personnel Services		12,001,084.33	-	-	-	12,001,084.33	-	106,387,983.24	-	39,292,932.43

PROGRAM/ACTIVITY/PROJECT	PREXC CODE	TOTAL DISBURSEMENT					BALANCES			
		1st Qtr ending March 31	2nd Qtr ending June 30	3rd Qtr ending Sept. 30	4th Qtr ending Dec. 31	TOTAL (REGULAR FUND)	Unreleased Appropriation	Unobligated Allotment	UNPAID OBLIGATION	
									Due and Demandable	Not Yet Due and Demandable
Maintenance & Other Operating Expenses		-	-	-	-	-	-	-	-	-
Capital Outlays		-	-	-	-	-	-	-	-	-
SUB-TOTAL, 00: ACCESS TO SAFE AND QUALITY HEALTH COMM		159,402,210.29	-	-	-	159,402,210.29	-	660,470,283.99	-	60,506,505.72
PREXC 00: ACCESS TO SOCIAL HEALTH PROTECTION ASSURE										-
SOCIAL HEALTH PROTECTION PROGRAM										-
PROJECTS										-
LOCALLY - FUNDED PROJECTS										-
Assistance to Indigent Patients either confined or o	340100100001000	129,408,759.15	-	-	-	129,408,759.15	1,043,500,000.00	9,026,130,144.55	-	284,435,096.30
Personnel Services		-	-	-	-	-	-	-	-	-
Maintenance & Other Operating Expenses		129,408,759.15	-	-	-	129,408,759.15	1,043,500,000.00	9,026,130,144.55	-	284,435,096.30
Capital Outlays		-	-	-	-	-	-	-	-	-
SUB-TOTAL, 00: ACCESS TO SOCIAL HEALTH PROTECTION ASS		129,408,759.15	-	-	-	129,408,759.15	1,043,500,000.00	9,026,130,144.55	-	-
TOTAL, OPERATIONS		10,720,678,046.03	-	-	-	10,720,678,046.03	5,255,198,000.00	70,339,385,611.18	187,523,227.84	4,706,008,371.87
TOTAL NEW APPROPRIATIONS		11,197,768,942.44	-	-	-	11,197,768,942.44	5,256,198,000.00	78,804,038,211.11	189,466,171.43	5,136,522,043.02
PS		9,735,114,552.81	-	-	-	9,735,114,552.81	12,000,000.00	35,204,403,504.70	189,466,171.43	1,070,467,139.06
MOOE		1,453,054,389.63	-	-	-	1,453,054,389.63	2,053,298,000.00	34,744,148,272.66	-	3,929,714,337.71
CO		9,600,000.00	-	-	-	9,600,000.00	3,190,900,000.00	8,855,486,433.75	-	136,340,566.25
II. AUTOMATIC APPROPRIATION										
Retirement and Life Insurance Premium		531,166,213.94	-	-	-	531,166,213.94	-	2,221,588,614.76	-	87,021,278.18
Personnel Services		531,166,213.94	-	-	-	531,166,213.94	-	2,221,588,614.76	-	87,021,278.18
Maintenance & Other Operating Expenses		-	-	-	-	-	-	-	-	-
Capital Outlays		-	-	-	-	-	-	-	-	-
Custom and Duties and Taxes	01104105	-	-	-	-	-	-	-	-	-
Personnel Services		-	-	-	-	-	-	-	-	-
Maintenance & Other Operating Expenses		-	-	-	-	-	-	-	-	-
Capital Outlays		-	-	-	-	-	-	-	-	-
Franchise Tax	03104347	-	-	-	-	-	29,420,000.00	-	-	-
Personnel Services		-	-	-	-	-	-	-	-	-
Maintenance & Other Operating Expenses		-	-	-	-	-	29,420,000.00	-	-	-
Capital Outlays		-	-	-	-	-	-	-	-	-
Illegal Drugs		-	-	-	-	-	-	-	-	-
Personnel Services		-	-	-	-	-	-	-	-	-
Maintenance & Other Operating Expenses		-	-	-	-	-	-	-	-	-
Capital Outlays		-	-	-	-	-	-	-	-	-
Regulation of Health Establishments and Prod	03104348	38,588,223.46	-	-	-	38,588,223.46	50,000,000.00	442,819,859.20	-	35,623,917.34
Personnel Services		-	-	-	-	-	-	-	-	-
Maintenance & Other Operating Expenses		38,588,223.46	-	-	-	38,588,223.46	-	442,819,859.20	-	35,623,917.34
Capital Outlays		-	-	-	-	-	50,000,000.00	-	-	-
Provision of Quarantine Services and Internati	03104349	2,448,339.16	-	-	-	2,448,339.16	-	52,088,382.61	-	37,206,278.23
Personnel Services		-	-	-	-	-	-	-	-	-
Maintenance & Other Operating Expenses		2,448,339.16	-	-	-	2,448,339.16	-	52,088,382.61	-	37,206,278.23
Capital Outlays		-	-	-	-	-	-	-	-	-
Health Sector Policy Support Program - Phase	01104159	-	-	-	-	-	-	-	-	-
Personnel Services		-	-	-	-	-	-	-	-	-
Maintenance & Other Operating Expenses		-	-	-	-	-	-	-	-	-
Capital Outlays		-	-	-	-	-	-	-	-	-
SUB-TOTAL, AUTOMATIC APPROPRIATION		572,202,776.56	-	-	-	572,202,776.56	79,420,000.00	2,716,496,856.57	-	159,851,473.75
PS		531,166,213.94	-	-	-	531,166,213.94	-	2,221,588,614.76	-	87,021,278.18
MOOE		41,036,562.62	-	-	-	41,036,562.62	29,420,000.00	494,908,241.81	-	72,830,195.57

PROGRAM/ACTIVITY/PROJECT	PREXC CODE	TOTAL DISBURSEMENT					BALANCES			
		1st Qtr ending March 31	2nd Qtr ending June 30	3rd Qtr ending Sept. 30	4th Qtr ending Dec. 31	TOTAL (REGULAR FUND)	Unreleased Appropriation	Unobligated Allotment	UNPAID OBLIGATION	
									Due and Demandable	Not Yet Due and Demandable
CO		-	-	-	-	-	50,000,000.00	-	-	-
III. SPECIAL PURPOSE FUND										
Pension and Graduity Fund	01101407	60,833,057.13	-	-	-	60,833,057.13	-	1,243,827.64	-	1,623,781.48
Personnel Services		60,833,057.13	-	-	-	60,833,057.13	-	1,243,827.64	-	1,623,781.48
Maintenance & Other Operating Expenses		-	-	-	-	-	-	-	-	-
Capital Outlays		-	-	-	-	-	-	-	-	-
Miscellaneous Personnel Benefits Fund	01101406	66,218,647.39	-	-	-	66,218,647.39	-	603,152,152.65	-	5,959,836.96
Personnel Services		66,218,647.39	-	-	-	66,218,647.39	-	603,152,152.65	-	5,959,836.96
Maintenance & Other Operating Expenses		-	-	-	-	-	-	-	-	-
Capital Outlays		-	-	-	-	-	-	-	-	-
International Commitment Fund		-	-	-	-	-	-	-	-	-
Personnel Services		-	-	-	-	-	-	-	-	-
Maintenance & Other Operating Expenses		-	-	-	-	-	-	-	-	-
Capital Outlays		-	-	-	-	-	-	-	-	-
E-Government Fund		-	-	-	-	-	-	-	-	-
Personnel Services		-	-	-	-	-	-	-	-	-
Maintenance & Other Operating Expenses		-	-	-	-	-	-	-	-	-
Capital Outlays		-	-	-	-	-	-	-	-	-
Contingent Fund	01102402	-	-	-	-	-	-	-	-	50,000.00
Personnel Services		-	-	-	-	-	-	-	-	-
Maintenance & Other Operating Expenses		-	-	-	-	-	-	-	-	50,000.00
Capital Outlays		-	-	-	-	-	-	-	-	-
Calamity Funds	01101401	-	-	-	-	-	-	306,624,756.96	-	193,375,243.04
Personnel Services		-	-	-	-	-	-	-	-	-
Maintenance & Other Operating Expenses		-	-	-	-	-	-	306,624,756.96	-	193,375,243.04
Capital Outlays		-	-	-	-	-	-	-	-	-
SUB-TOTAL, SPECIAL PURPOSE		127,051,704.52	-	-	-	127,051,704.52	-	911,020,737.25	-	201,008,861.48
PS		127,051,704.52	-	-	-	127,051,704.52	-	604,395,980.29	-	7,583,618.44
MOOE		-	-	-	-	-	-	306,624,756.96	-	193,425,243.04
CO		-	-	-	-	-	-	-	-	-
GRAND TOTAL (CURRENT YEAR 2020)		11,897,023,423.52	-	-	-	11,897,023,423.52	5,335,618,000.00	82,431,555,804.93	189,466,171.43	5,497,382,378.26
PS		10,393,332,471.27	-	-	-	10,393,332,471.27	12,000,000.00	38,030,388,099.75	189,466,171.43	1,165,072,035.68
MOOE		1,494,090,952.25	-	-	-	1,494,090,952.25	2,082,718,000.00	35,545,681,271.43	-	4,195,969,776.32
CO		9,600,000.00	-	-	-	9,600,000.00	3,240,900,000.00	8,855,486,433.75	-	136,340,566.25
FE										
I. CONTINUING APPROPRIATIONS										
A. PROGRAMS										
I. GENERAL ADMINISTRATION AND SUPPORT										
General Management and Supervision	100000100001000	13,459,170.54	-	-	-	13,459,170.54	-	7,027,261.45	-	2,711,160.51
Personnel Services		1,421,497.38	-	-	-	1,421,497.38	-	1,641,567.05	-	-
Maintenance & Other Operating Expenses		12,037,673.16	-	-	-	12,037,673.16	-	5,385,694.40	-	2,711,160.51
Capital Outlays		-	-	-	-	-	-	-	-	-
Administration of Personnel Benefits	100000100002000	58,253,153.05	-	-	-	58,253,153.05	(1,977,304.71)	99,361,581.26	20,563.31	10,340,866.00
Personnel Services		58,253,153.05	-	-	-	58,253,153.05	(1,977,304.71)	99,361,581.26	20,563.31	10,340,866.00
Maintenance & Other Operating Expenses		-	-	-	-	-	-	-	-	-
Capital Outlays		-	-	-	-	-	-	-	-	-
TOTAL, GASS		71,712,323.59	-	-	-	71,712,323.59	(1,977,304.71)	106,388,842.71	20,563.31	13,052,026.51
II. SUPPORT TO OPERATIONS										

PROGRAM/ACTIVITY/PROJECT	PREXC CODE	TOTAL DISBURSEMENT					BALANCES			
		1st Qtr ending March 31	2nd Qtr ending June 30	3rd Qtr ending Sept. 30	4th Qtr ending Dec. 31	TOTAL (REGULAR FUND)	Unreleased Appropriation	Unobligated Allotment	UNPAID OBLIGATION	
									Due and Demandable	Not Yet Due and Demandable
Health Information Technology	200000100001000	2,740,652.47	-	-	-	2,740,652.47	-	173,116,247.45	-	2,012,795.99
Personnel Services		-	-	-	-	-	-	48,360.50	-	-
Maintenance & Other Operating Expenses		2,740,652.47	-	-	-	2,740,652.47	-	112,251,064.63	-	2,012,795.99
Capital Outlays		-	-	-	-	-	-	60,816,822.32	-	-
		-	-	-	-	-	-	-	-	-
Operations of Regional Offices	200000100002000	1,217,150.03	-	-	-	1,217,150.03	-	13,963,409.56	-	213,200.00
Personnel Services		914,563.78	-	-	-	914,563.78	-	1,832,091.38	-	(0.00)
Maintenance & Other Operating Expenses		302,586.25	-	-	-	302,586.25	-	12,131,318.18	-	213,200.00
Capital Outlays		-	-	-	-	-	-	-	-	-
		-	-	-	-	-	-	-	-	-
TOTAL, STO		3,957,802.50	-	-	-	3,957,802.50	-	187,079,657.01	-	2,225,995.99
III. OPERATIONS										
PREXC OO : ACCESS TO PROMOTIVE AND PREVENTIVE HEALTH POLICY AND STANDARDS DEVELOPMENT PROGRAM										
International Health Policy Development and Coordination	310100100001000	288,109.45	-	-	-	288,109.45	-	372,504.33	-	417,544.58
Personnel Services		-	-	-	-	-	-	-	-	-
Maintenance & Other Operating Expenses		288,109.45	-	-	-	288,109.45	-	372,504.33	-	417,544.58
Capital Outlays		-	-	-	-	-	-	-	-	-
		-	-	-	-	-	-	-	-	-
Health Sector Policy and Plan Development	310100100002000	445,088.84	-	-	-	445,088.84	-	3,578,443.74	-	6,535.54
Personnel Services		-	-	-	-	-	-	8,730.00	-	-
Maintenance & Other Operating Expenses		445,088.84	-	-	-	445,088.84	-	3,569,713.74	-	6,535.54
Capital Outlays		-	-	-	-	-	-	-	-	-
		-	-	-	-	-	-	-	-	-
Health Sector Research Development	310100100003000	652,278.08	-	-	-	652,278.08	-	13,594,105.52	-	940,168.00
Personnel Services		-	-	-	-	-	-	-	-	-
Maintenance & Other Operating Expenses		652,278.08	-	-	-	652,278.08	-	13,594,105.52	-	940,168.00
Capital Outlays		-	-	-	-	-	-	-	-	-
		-	-	-	-	-	-	-	-	-
HEALTH SYSTEMS STRENGTHENING PROGRAM										
SERVICE DELIVERY SUB-PROGRAM										
Health Facility Policy and Plan Development	310201100001000	5,845,917.14	-	-	-	5,845,917.14	-	13,601,256.05	-	6,692,916.75
Personnel Services		9,000.00	-	-	-	9,000.00	-	2,162,843.32	-	-
Maintenance & Other Operating Expenses		5,836,917.14	-	-	-	5,836,917.14	-	11,438,412.73	-	6,692,916.75
Capital Outlays		-	-	-	-	-	-	-	-	-
		-	-	-	-	-	-	-	-	-
Health Facilities Enhancement Program	310201100002000	16,231,964.23	-	-	-	16,231,964.23	352,378,985.00	3,176,304,780.82	-	955,489,531.00
Personnel Services		-	-	-	-	-	-	-	-	-
Maintenance & Other Operating Expenses		4,177,999.31	-	-	-	4,177,999.31	-	21,088,862.26	-	39,421,565.11
Capital Outlays		12,053,964.92	-	-	-	12,053,964.92	352,378,985.00	3,155,215,918.56	-	916,067,965.89
		-	-	-	-	-	-	-	-	-
Local Health Systems Development and Assistance	310201100003000	2,755,245.50	-	-	-	2,755,245.50	-	28,592,352.12	-	7,395,182.65
Personnel Services		-	-	-	-	-	-	146,480.00	-	-
Maintenance & Other Operating Expenses		2,755,245.50	-	-	-	2,755,245.50	-	28,445,872.12	-	7,395,182.65
Capital Outlays		-	-	-	-	-	-	-	-	-
		-	-	-	-	-	-	-	-	-
Pharmaceutical Management	310201100004000	9,553,547.28	-	-	-	9,553,547.28	9,744,835.00	223,915,610.45	-	12,685,558.99
Personnel Services		7,212,795.01	-	-	-	7,212,795.01	-	5,689,796.28	-	2,359,576.71
Maintenance & Other Operating Expenses		2,340,752.27	-	-	-	2,340,752.27	9,744,835.00	218,225,814.17	-	10,325,982.28
Capital Outlays		-	-	-	-	-	-	-	-	-
		-	-	-	-	-	-	-	-	-
HEALTH HUMAN RESOURCE SUB-PROGRAM										
Human Resource for Health (HRH) Deployment	310202100001000	89,913,200.17	-	-	-	89,913,200.17	764,181,122.00	496,538,827.41	-	66,279,745.14
Personnel Services		18,899,847.84	-	-	-	18,899,847.84	-	96,169,912.54	-	101,915.91
Maintenance & Other Operating Expenses		71,013,352.33	-	-	-	71,013,352.33	764,181,122.00	400,368,914.87	-	66,177,829.23
Capital Outlays		-	-	-	-	-	-	-	-	-
		-	-	-	-	-	-	-	-	-

PROGRAM/ACTIVITY/PROJECT	PREXC CODE	TOTAL DISBURSEMENT					BALANCES			
		1st Qtr ending March 31	2nd Qtr ending June 30	3rd Qtr ending Sept. 30	4th Qtr ending Dec. 31	TOTAL (REGULAR FUND)	Unreleased Appropriation	Unobligated Allotment	UNPAID OBLIGATION	
									Due and Demandable	Not Yet Due and Demandable
Human Resources for Health (HRH) and Institution	310202100002000	3,420,489.66	-	-	-	3,420,489.66	-	11,628,936.07	-	389,982.04
Personnel Services		796,970.00	-	-	-	796,970.00	-	1,297,858.92	-	6,930.00
Maintenance & Other Operating Expenses		2,623,519.66	-	-	-	2,623,519.66	-	10,331,077.15	-	383,052.04
Capital Outlays		-	-	-	-	-	-	-	-	-
HEALTH PROMOTION SUB-PROGRAM										
Health Promotion	310203100001000	3,960,321.93	-	-	-	3,960,321.93	-	21,118,954.88	-	3,557,160.21
Personnel Services		2,944,500.00	-	-	-	2,944,500.00	-	825,920.00	-	-
Maintenance & Other Operating Expenses		1,015,821.93	-	-	-	1,015,821.93	-	20,293,034.88	-	3,557,160.21
Capital Outlays		-	-	-	-	-	-	-	-	-
PUBLIC HEALTH PROGRAM										
PUBLIC HEALTH MANAGEMENT SUB-PROGRAM										
Public Health Management	310301100001000	44,813,463.12	-	-	-	44,813,463.12	-	211,639,362.09	-	42,929,694.77
Personnel Services		4,941,501.13	-	-	-	4,941,501.13	-	3,989,172.52	-	798,750.00
Maintenance & Other Operating Expenses		39,871,961.99	-	-	-	39,871,961.99	-	207,650,189.57	-	42,130,944.77
Capital Outlays		-	-	-	-	-	-	-	-	-
Operation of PNAC Secretariat	310301100002000	-	-	-	-	-	-	-	-	-
Personnel Services		-	-	-	-	-	-	-	-	-
Maintenance & Other Operating Expenses		-	-	-	-	-	-	-	-	-
Capital Outlays		-	-	-	-	-	-	-	-	-
Complementary Feeding Program		-	-	-	-	-	-	-	-	-
Personnel Services		-	-	-	-	-	-	-	-	-
Maintenance & Other Operating Expenses		-	-	-	-	-	-	-	-	-
Capital Outlays		-	-	-	-	-	-	-	-	-
ENVIRONMENTAL AND OCCUPATIONAL HEALTH SUB-PROGRAM										
Environmental and Occupational Health	310302100001000	-	-	-	-	-	-	18,668,772.26	-	804,975.00
Personnel Services		-	-	-	-	-	-	-	-	-
Maintenance & Other Operating Expenses		-	-	-	-	-	-	18,668,772.26	-	804,975.00
Capital Outlays		-	-	-	-	-	-	-	-	-
NATIONAL IMMUNIZATION SUB-PROGRAM										
National Immunization	310303100001000	51,724,780.00	-	-	-	51,724,780.00	-	640,158,508.27	-	10,000,000.00
Personnel Services		-	-	-	-	-	-	-	-	-
Maintenance & Other Operating Expenses		51,724,780.00	-	-	-	51,724,780.00	-	640,158,508.27	-	10,000,000.00
Capital Outlays		-	-	-	-	-	-	-	-	-
FAMILY HEALTH SUB-PROGRAM										
Family Health , Nutrition and Responsible Parenting	310304100001000	-	-	-	-	-	-	1,198,167,099.37	-	4,040,702.51
Personnel Services		-	-	-	-	-	-	-	-	-
Maintenance & Other Operating Expenses		-	-	-	-	-	-	1,198,167,099.37	-	4,040,702.51
Capital Outlays		-	-	-	-	-	-	-	-	-
ELIMINATION OF INFECTIOUS DISEASES PROGRAM										
Elimination of Disease such as Malaria, Schistosomiasis	310305100001000	-	-	-	-	-	-	26,433,276.67	-	-
Personnel Services		-	-	-	-	-	-	-	-	-
Maintenance & Other Operating Expenses		-	-	-	-	-	-	26,433,276.67	-	-
Capital Outlays		-	-	-	-	-	-	-	-	-
Rabies Control	310305100002000	-	-	-	-	-	-	106,311,677.92	-	28,376,280.00
Personnel Services		-	-	-	-	-	-	-	-	-
Maintenance & Other Operating Expenses		-	-	-	-	-	-	106,311,677.92	-	28,376,280.00
Capital Outlays		-	-	-	-	-	-	-	-	-
PREVENTION AND CONTROL OF INFECTIOUS DISEASES SUB-PROGRAM										
Prevention and Control of Other Infectious Diseases	310306100001000	-	-	-	-	-	0.00	7,742,347.99	-	13,820,184.00


PROGRAM/ACTIVITY/PROJECT	PREXC CODE	TOTAL DISBURSEMENT					BALANCES			
		1st Qtr ending March 31	2nd Qtr ending June 30	3rd Qtr ending Sept. 30	4th Qtr ending Dec. 31	TOTAL (REGULAR FUND)	Unreleased Appropriation	Unobligated Allotment	UNPAID OBLIGATION	
									Due and Demandable	Not Yet Due and Demandable
Personnel Services		-	-	-	-	-	-	-	-	-
Maintenance & Other Operating Expenses		-	-	-	-	-	0.00	7,742,347.99	-	13,820,184.00
Capital Outlays		-	-	-	-	-	-	-	-	-
TB Control	310306100002000	-	-	-	-	-	-	5,756,964.40	-	999,600.00
Personnel Services		-	-	-	-	-	-	-	-	-
Maintenance & Other Operating Expenses		-	-	-	-	-	-	5,756,964.40	-	999,600.00
Capital Outlays		-	-	-	-	-	-	-	-	-
Assistance to Philippine Tuberculosis	310306100003000	-	-	-	-	-	-	-	-	-
Personnel Services		-	-	-	-	-	-	-	-	-
Maintenance & Other Operating Expenses		-	-	-	-	-	-	-	-	-
Capital Outlays		-	-	-	-	-	-	-	-	-
NON COMMUNICABLE DISEASES SUB-PROGRAM										
Prevention and Control of Non-Communicable Dis	310307100001000	9,526.00	-	-	-	9,526.00	50,000,000.00	73,185,018.67	-	14,801,318.24
Personnel Services		-	-	-	-	-	-	-	-	-
Maintenance & Other Operating Expenses		9,526.00	-	-	-	9,526.00	50,000,000.00	72,979,018.67	-	14,801,318.24
Capital Outlays		-	-	-	-	-	-	206,000.00	-	-
EPIDEMIOLOGY AND SURVEILLANCE PROGRAM										
Epidemiology and Surveillance	310400100001000	5,783,533.22	-	-	-	5,783,533.22	-	36,529,072.71	-	4,478,037.84
Personnel Services		-	-	-	-	-	-	-	-	-
Maintenance & Other Operating Expenses		5,778,133.22	-	-	-	5,778,133.22	-	36,529,072.71	-	4,483,437.84
Capital Outlays		5,400.00	-	-	-	5,400.00	-	-	-	(5,400.00)
HEALTH EMERGENCY MANAGEMENT PROGRAM										
Health Emergency Preparedness and Response	310500100001000	4,157,274.90	-	-	-	4,157,274.90	-	37,601,104.38	-	8,263,716.51
Personnel Services		-	-	-	-	-	-	2,288,818.00	-	-
Maintenance & Other Operating Expenses		4,157,274.90	-	-	-	4,157,274.90	-	35,312,286.38	-	8,263,716.51
Capital Outlays		-	-	-	-	-	-	-	-	-
Quick Response Fund	310500100002000	2,013,283.18	-	-	-	2,013,283.18	-	165,281,216.12	-	60,686,326.94
Personnel Services		-	-	-	-	-	-	-	-	-
Maintenance & Other Operating Expenses		2,013,283.18	-	-	-	2,013,283.18	-	11,900,944.83	-	1,317,773.20
Capital Outlays		-	-	-	-	-	-	153,380,271.29	-	59,368,553.74
SUB-TOTAL, 00 : ACCESS TO PROMOTIVE AND PREVENTIVE H		241,568,022.70	-	-	-	241,568,022.70	1,176,304,942.00	6,516,720,192.25	-	1,243,055,160.71
PREXC 00 : ACCESS TO CURATIVE AND REHABILITATIVE HEAL										
HEALTH FACILITIES OPERATION PROGRAM										
CURATIVE HEALTH CARE SUB-PROGRAM										
Operation of Blood Centers and National Voluntary	320101100001000	17,932,302.30	-	-	-	17,932,302.30	-	75,949,701.58	-	23,043,352.82
Personnel Services		-	-	-	-	-	-	-	-	-
Maintenance & Other Operating Expenses		17,932,302.30	-	-	-	17,932,302.30	-	75,949,701.58	-	23,043,352.82
Capital Outlays		-	-	-	-	-	-	-	-	-
Operation of DOH Hospitals in Metro Manila (MM)	320101100002000	1,122,702.97	-	-	-	1,122,702.97	(0.00)	17,588,583.26	-	7,207,657.17
Personnel Services		107,972.65	-	-	-	107,972.65	(0.00)	449,091.17	-	6,250.00
Maintenance & Other Operating Expenses		1,014,730.32	-	-	-	1,014,730.32	-	13,033,492.09	-	7,201,407.17
Capital Outlays		-	-	-	-	-	-	4,106,000.00	-	-
Operation of DOH Regional Hospitals and Other H	320101100003000	2,330,792.34	-	-	-	2,330,792.34	-	9,680,140.96	-	1,784,420.22
Personnel Services		1,417,549.07	-	-	-	1,417,549.07	-	6,502,478.32	-	249,934.54
Maintenance & Other Operating Expenses		913,243.27	-	-	-	913,243.27	-	3,009,083.52	-	1,534,485.68
Capital Outlays		-	-	-	-	-	-	168,579.12	-	-
Operation of National Reference Laboratories	320101100004000	203,131.81	-	-	-	203,131.81	-	22,552,553.66	-	5,832,418.49

PROGRAM/ACTIVITY/PROJECT	PREXC CODE	TOTAL DISBURSEMENT					BALANCES			
		1st Qtr ending March 31	2nd Qtr ending June 30	3rd Qtr ending Sept. 30	4th Qtr ending Dec. 31	TOTAL (REGULAR FUND)	Unreleased Appropriation	Unobligated Allotment	UNPAID OBLIGATION	
									Due and Demandable	Not Yet Due and Demandable
Personnel Services		-	-	-	-	-	-	-	-	-
Maintenance & Other Operating Expenses		203,131.81	-	-	-	203,131.81	-	22,552,553.86	-	5,832,418.49
Capital Outlays		-	-	-	-	-	-	-	-	-
										-
REHABILITATIVE HEALTH CARE SUB-PROGRAM										
Operation of Dangerous Drug Abuse Treatment at	320102100001000	18,324,527.79	-	-	-	18,324,527.79	29,000,000.00	53,003,118.40	-	6,990,885.85
Personnel Services		2,307,035.91	-	-	-	2,307,035.91	29,000,000.00	2,059,970.59	-	-
Maintenance & Other Operating Expenses		16,017,491.88	-	-	-	16,017,491.88	-	50,943,147.81	-	6,990,885.85
Capital Outlays		-	-	-	-	-	-	-	-	-
SUB-TOTAL, 00 : ACCESS TO CURATIVE AND REHABILITATIVE H		39,913,457.21	-	-	-	39,913,457.21	29,000,000.00	178,774,098.06	-	44,858,734.55
PREXC 00 : ACCESS TO SAFE AND QUALITY HEALTH COMMOD										
HEALTH REGULATORY PROGRAM										
HEALTH FACILITIES AND SERVICES REGULATION SUB-PROGRA										
Regulations of Health Facilities and Services	330101100001000	2,163,171.41	-	-	-	2,163,171.41	-	5,849,267.30	-	523,932.20
Personnel Services		-	-	-	-	-	-	223,527.00	-	-
Maintenance & Other Operating Expenses		2,163,171.41	-	-	-	2,163,171.41	-	5,625,740.30	-	523,932.20
Capital Outlays		-	-	-	-	-	-	-	-	-
		-	-	-	-	-	-	-	-	-
Regulation of Regional Health Facilities and Servic	330101100002000	738,738.75	-	-	-	738,738.75	-	5,654,823.28	-	148,748.23
Personnel Services		33,421.20	-	-	-	33,421.20	-	1,963,451.45	-	(650.00)
Maintenance & Other Operating Expenses		705,317.55	-	-	-	705,317.55	-	3,691,371.83	-	149,398.23
Capital Outlays		-	-	-	-	-	-	-	-	-
										-
CONSUMER HEALTH AND WELFARE SUB-PROGRAM										
Regulation of Health Products and Establishment	330102100001000	-	-	-	-	-	-	191,995.41	-	-
Personnel Services		-	-	-	-	-	-	191,995.41	-	-
Maintenance & Other Operating Expenses		-	-	-	-	-	-	-	-	-
Capital Outlays		-	-	-	-	-	-	-	-	-
										-
ROUTINE QUARANTINE SERVICES SUB-PROG										
Provision of Quarantine Services and International	330103100001000	-	-	-	-	-	-	295,387.98	-	-
Personnel Services		-	-	-	-	-	-	295,387.98	-	-
Maintenance & Other Operating Expenses		-	-	-	-	-	-	-	-	-
Capital Outlays		-	-	-	-	-	-	-	-	-
SUB-TOTAL, 00: ACCESS TO SAFE AND QUALITY HEALTH COMM		2,901,910.16	-	-	-	2,901,910.16	-	11,991,473.97	-	672,680.43
										-
PREXC 00: ACCESS TO SOCIAL HEALTH PROTECTION ASSURE										
SOCIAL HEALTH PROTECTION PROGRAM										
PROJECTS										
LOCALLY - FUNDED PROJECTS										
Assistance to Indigent Patients either confined or o	340100100001000	87,046,970.69	-	-	-	87,046,970.69	-	1,571,244,804.09	-	206,454,066.51
Personnel Services		-	-	-	-	-	-	-	-	-
Maintenance & Other Operating Expenses		87,046,970.69	-	-	-	87,046,970.69	-	1,571,244,804.09	-	206,454,066.51
Capital Outlays		-	-	-	-	-	-	-	-	-
										-
SUB-TOTAL, 00: ACCESS TO SOCIAL HEALTH PROTECTION ASS		87,046,970.69	-	-	-	87,046,970.69	-	1,571,244,804.09	-	-
TOTAL, OPERATIONS		371,430,360.76	-	-	-	371,430,360.76	1,205,304,942.00	8,278,730,568.37	-	1,288,586,575.69
TOTAL NEW APPROPRIATIONS		447,100,486.86	-	-	-	447,100,486.86	1,203,327,637.29	8,572,199,068.08	20,563.31	1,510,318,664.70
PS		99,259,807.02	-	-	-	99,259,807.02	27,022,695.29	227,149,033.69	20,563.31	13,863,573.16
MOOE		335,781,314.91	-	-	-	335,781,314.91	823,925,957.00	4,971,156,443.10	-	521,023,971.91
CO		12,059,364.92	-	-	-	12,059,364.92	352,378,985.00	3,373,893,591.29	-	975,431,119.63
II. AUTOMATIC APPROPRIATION										
Retirement and Life Insurance Premium		-	-	-	-	-	-	-	-	-
Personnel Services		-	-	-	-	-	-	-	-	-
Maintenance & Other Operating Expenses		-	-	-	-	-	-	-	-	-
Capital Outlays		-	-	-	-	-	-	-	-	-

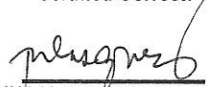
PROGRAM/ACTIVITY/PROJECT	PREXC CODE	TOTAL DISBURSEMENT					BALANCES			
		1st Qtr ending March 31	2nd Qtr ending June 30	3rd Qtr ending Sept. 30	4th Qtr ending Dec. 31	TOTAL (REGULAR FUND)	Unreleased Appropriation	Unobligated Allotment	UNPAID OBLIGATION	
									Due and Demandable	Not Yet Due and Demandable
		-	-	-	-	-	-	-	-	-
Custom and Duties and Taxes	01104105	-	-	-	-	-	-	-	-	-
Personnel Services		-	-	-	-	-	-	-	-	-
Maintenance & Other Operating Expenses		-	-	-	-	-	-	-	-	-
Capital Outlays		-	-	-	-	-	-	-	-	-
		-	-	-	-	-	-	-	-	-
Franchise Tax	03104347	-	-	-	-	-	-	-	-	-
Personnel Services		-	-	-	-	-	-	-	-	-
Maintenance & Other Operating Expenses		-	-	-	-	-	-	-	-	-
Capital Outlays		-	-	-	-	-	-	-	-	-
		-	-	-	-	-	-	-	-	-
Illegal Drugs		-	-	-	-	-	-	-	-	-
Personnel Services		-	-	-	-	-	-	-	-	-
Maintenance & Other Operating Expenses		-	-	-	-	-	-	-	-	-
Capital Outlays		-	-	-	-	-	-	-	-	-
		-	-	-	-	-	-	-	-	-
Regulation of Health Establishments and Prod	03104348	-	-	-	-	-	-	-	-	-
Personnel Services		-	-	-	-	-	-	-	-	-
Maintenance & Other Operating Expenses		-	-	-	-	-	-	-	-	-
Capital Outlays		-	-	-	-	-	-	-	-	-
		-	-	-	-	-	-	-	-	-
Provision of Quarantine Services and Internati	03104349	-	-	-	-	-	-	-	-	-
Personnel Services		-	-	-	-	-	-	-	-	-
Maintenance & Other Operating Expenses		-	-	-	-	-	-	-	-	-
Capital Outlays		-	-	-	-	-	-	-	-	-
		-	-	-	-	-	-	-	-	-
Health Sector Policy Support Program - Phase	01104159	-	-	-	-	-	-	-	-	-
Personnel Services		-	-	-	-	-	-	-	-	-
Maintenance & Other Operating Expenses		-	-	-	-	-	-	-	-	-
Capital Outlays		-	-	-	-	-	-	-	-	-
SUB-TOTAL, AUTOMATIC APPROPRIATION		-	-	-	-	-	-	-	-	-
PS		-	-	-	-	-	-	-	-	-
MOOE		-	-	-	-	-	-	-	-	-
CO		-	-	-	-	-	-	-	-	-
		-	-	-	-	-	-	-	-	-
III. SPECIAL PURPOSE FUND										
Pension and Graduity Fund	01101407	1,328.06	-	-	-	1,328.06	-	159,821.51	-	-
Personnel Services		1,328.06	-	-	-	1,328.06	-	159,821.51	-	-
Maintenance & Other Operating Expenses		-	-	-	-	-	-	-	-	-
Capital Outlays		-	-	-	-	-	-	-	-	-
		-	-	-	-	-	-	-	-	-
Miscellaneous Personnel Benefits Fund	01101406	30,095,669.80	-	-	-	30,095,669.80	-	117,593,398.48	-	1,823,998.87
Personnel Services		30,095,669.80	-	-	-	30,095,669.80	-	117,593,398.48	-	1,823,998.87
Maintenance & Other Operating Expenses		-	-	-	-	-	-	-	-	-
Capital Outlays		-	-	-	-	-	-	-	-	-
		-	-	-	-	-	-	-	-	-
International Commitment Fund		-	-	-	-	-	-	-	-	-
Personnel Services		-	-	-	-	-	-	-	-	-
Maintenance & Other Operating Expenses		-	-	-	-	-	-	-	-	-
Capital Outlays		-	-	-	-	-	-	-	-	-
		-	-	-	-	-	-	-	-	-
E-Government Fund		-	-	-	-	-	-	-	-	-
Personnel Services		-	-	-	-	-	-	-	-	-
Maintenance & Other Operating Expenses		-	-	-	-	-	-	-	-	-
Capital Outlays		-	-	-	-	-	-	-	-	-
		-	-	-	-	-	-	-	-	-
Contingent Fund	01102402	-	-	-	-	-	-	-	-	-
Personnel Services		-	-	-	-	-	-	-	-	-

PROGRAM/ACTIVITY/PROJECT	PREXC CODE	TOTAL DISBURSEMENT					BALANCES			
		1st Qtr ending March 31	2nd Qtr ending June 30	3rd Qtr ending Sept. 30	4th Qtr ending Dec. 31	TOTAL (REGULAR FUND)	Unreleased Appropriation	Unobligated Allotment	UNPAID OBLIGATION	
									Due and Demandable	Not Yet Due and Demandable
Maintenance & Other Operating Expenses		-	-	-	-	-	-	-	-	-
Capital Outlays		-	-	-	-	-	-	-	-	-
		-	-	-	-	-	-	-	-	-
Calamity Funds	01101401	3,148,357.50	-	-	-	3,148,357.50	-	9,129,688.20	-	19,558,000.42
Personnel Services		-	-	-	-	-	-	-	-	-
Maintenance & Other Operating Expenses		3,148,357.50	-	-	-	3,148,357.50	-	9,129,688.20	-	19,558,000.42
Capital Outlays		-	-	-	-	-	-	-	-	-
SUB-TOTAL, SPECIAL PURPOSE		33,245,355.36	-	-	-	33,245,355.36	-	126,882,908.19	-	21,381,999.29
PS		30,096,997.86	-	-	-	30,096,997.86	-	117,753,219.99	-	1,823,998.87
MOOE		3,148,357.50	-	-	-	3,148,357.50	-	9,129,688.20	-	19,558,000.42
CO		-	-	-	-	-	-	-	-	-
TOTAL (CONAP 2019)		480,345,842.22	-	-	-	480,345,842.22	1,203,327,637.29	8,699,081,976.27	20,563.31	1,531,700,663.99
PS		129,356,804.88	-	-	-	129,356,804.88	27,022,695.29	344,902,253.68	20,563.31	15,687,572.03
MOOE		338,929,672.41	-	-	-	338,929,672.41	823,925,957.00	4,980,286,131.30	-	540,581,972.33
CO		12,059,364.92	-	-	-	12,059,364.92	352,378,985.00	3,373,893,591.29	-	975,431,119.63
FE										
GRAND TOTAL (CURRENT + CONAP)		12,377,369,265.73	-	-	-	12,377,369,265.73	6,538,945,637.29	91,130,637,781.20	189,486,734.74	7,029,083,042.25
PS		10,522,689,276.15	-	-	-	10,522,689,276.15	39,022,695.29	38,375,290,353.43	189,486,734.74	1,180,759,607.71
MOOE		1,833,020,624.66	-	-	-	1,833,020,624.66	2,906,643,957.00	40,525,967,402.73	-	4,736,551,748.65
CO		21,659,364.92	-	-	-	21,659,364.92	3,593,278,985.00	12,229,380,025.04	-	1,111,771,685.88
FE		-	-	-	-	-	-	-	-	-


Certified Correct:


 AGNES D. MARFORI
 OIC, BUDGET DIVISION


Certified Correct:


 FILIPINA V. VELASQUEZ, CPA, MM
 OIC, CHIEF ACCOUNTANT

Recommending Approval:


 ROWENA C. LORA, CPA, MM
 OIC, DIRECTOR IV
 FINANCIAL AND MANAGEMENT SERVICE

Approved By:



 ROGER P. TONG-AN, OMPA, MAN, RN
 UNDERSECRETARY OF HEALTH
 ADMINISTRATION AND FINANCIAL MANAGEMENT TEAM

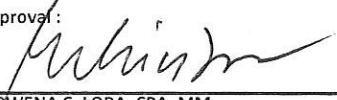
List of Allotments and Sub-Allotments
As of the quarter ending March 31, 2020


Department: Department of Health (DOH)
Agency: Office of the Secretary
Operating Unit: Central Office
Organization Code (UACS): 130010000000
Fund Cluster: 01 - Regular Agency Fund, 04 - Special Accounts/ Foreign Assisted, 03- Locally Funded/Grants Fund

☒ Current Year Appropriations
☐ Continuing Appropriations
☐ Supplemental Appropriations

No.	Allotments /		Funding Source	UACS Code	Allotments / Sub-Allotments received from COs / ROs				Sub-Allotment to Regions/Operating Units				Total Allotments / Net of Sub-allotments			
	Number	Date			PS	MOOE	CO	Total	PS	MOOE	CO	Total	PS	MOOE	CO	Total
	2	3	4	5	6	7	8	9=(6+7+8)	10	11	12	13=(10+11+12)	14 = (6+10)	15 = (7+11)	16 = (8 + 12)	17=(14+15+16)
A. Allotments received from DBM																
1	RA 11469 COMPREHENSIVE RELEAS	03-Feb-20	Specific Budgets of National Government Agencies	01101101	9,585,789,000.00	28,063,076,000.00	7,398,017,000.00	45,046,882,000.00	(6,997,562,045.51)	(3,477,630,922.94)	(5,540,068,950.00)	(16,015,261,918.45)	2,588,226,954.49	24,585,445,077.06	1,857,948,050.00	29,031,620,081.55
2	GARO		Retirement and Life Premiums	01104102	47,109,000.00			47,109,000.00				-	47,109,000.00	-	-	47,109,000.00
3	SARO-BMB-B-20-0001059	24-Feb-20	Contingent Fund	01101402		50,000.00		50,000.00				-	-	50,000.00	-	50,000.00
4	SARO-BMB-B-20-0002174	16-Mar-20	Calamity Fund	01101401		500,000,000.00		500,000,000.00				-	-	500,000,000.00	-	500,000,000.00
5	SARO-BMB-B-20-0002575	16-Mar-20	Miscellaneous Personnel Benefits Fund	01101406	16,107,000.00			16,107,000.00				-	16,107,000.00	-	-	16,107,000.00
6								-				-	-	-	-	-
7								-				-	-	-	-	-
8								-				-	-	-	-	-
9								-				-	-	-	-	-
10								-				-	-	-	-	-
11								-				-	-	-	-	-
12								-				-	-	-	-	-
13								-				-	-	-	-	-
14								-				-	-	-	-	-
15								-				-	-	-	-	-
					9,649,005,000.00	28,563,126,000.00	7,398,017,000.00	45,610,148,000.00	(6,997,562,045.51)	(3,477,630,922.94)	(5,540,068,950.00)	(16,015,261,918.45)	2,651,442,954.49	25,085,495,077.06	1,857,948,050.00	29,594,886,081.55
Summary by Funding Source Code:																
	Specific Budgets of National Government Agencies		01101101		9,585,789,000.00	28,063,076,000.00	7,398,017,000.00	45,046,882,000.00	(6,997,562,045.51)	(3,477,630,922.94)	(5,540,068,950.00)	(16,015,261,918.45)	2,588,226,954.49	24,585,445,077.06	1,857,948,050.00	29,031,620,081.55
	Miscellaneous Personnel Benefits Fund		01101406		16,107,000.00	-	-	16,107,000.00	-	-	-	-	16,107,000.00	-	-	16,107,000.00
	Pension and Gratuity Fund		01101407		-	-	-	-	-	-	-	-	-	-	-	-
	Retirement and Life Premiums		01104102		47,109,000.00	-	-	47,109,000.00	-	-	-	-	47,109,000.00	-	-	47,109,000.00
	Customs duties and taxes		01104105		-	-	-	-	-	-	-	-	-	-	-	-
	Calamity Fund		01101401		-	500,000,000.00	-	500,000,000.00	-	-	-	-	-	500,000,000.00	-	500,000,000.00
	FAPs -Japan Illegal Drugs		04104167		-	-	-	-	-	-	-	-	-	-	-	-
	FAPs - Health Sector Policy Support Program - EU Grant, Phase II		04104159		-	-	-	-	-	-	-	-	-	-	-	-
	Franchise Taxes / Domestic Grants		03104347		-	-	-	-	-	-	-	-	-	-	-	-
	BQIHS - Locally Funded/Grants Fund		03104349		-	-	-	-	-	-	-	-	-	-	-	-
	Contingent Fund		01101402		-	50,000.00	-	50,000.00	-	-	-	-	-	50,000.00	-	50,000.00

Certified Correct:

AGNES D. MARFORI
OIC, BUDGET DIVISION

Recommending Approval:

ROWENA C. LORA, CPA, MM
OIC, DIRECTOR IV
FINANCIAL AND MANAGEMENT SERVICE

Approved By:

ROGER P. TONG-AN, DMPA, MAN, RN
UNDERSECRETARY OF HEALTH
ADMINISTRATION AND FINANCIAL MANAGEMENT TEAM

List of Allotments and Sub-Allotments
As of the quarter ending March 31, 2020

Department: Department of Health (DOH)

Agency: Office of the Secretary

Operating Unit: Central Office

Organization Code (UACS): 130010000000

Fund Cluster: 01 - Regular Agency Fund, 04 - Special Accounts/ Foreign Assisted, 03- Locally Funded/Grants Fund

☒ Current Year Appropriations
☐ Continuing Appropriations
☐ Supplemental Appropriations

No.	Allotments /		Funding Source	UACS Code	Allotments / Sub-Allotments received from COs / ROs				Sub-Allotment to Regions/Operating Units				Total Allotments / Net of Sub-allotments			
	Number	Date			PS	MOOE	CO	Total	PS	MOOE	CO	Total	PS	MOOE	CO	Total
1	2	3	4	5	6	7	8	9=(6+7+8)	10	11	12	13=(10+11+12)	14 = (6+10)	15 = (7+11)	16 = (8 + 12)	17=(14+15+16)
A. Allotments received from DBM																
1	RA 11469 COMPREHENSIVE RELEAS	03-Feb-20	Specific Budgets of National Government Agencies	01101101	9,585,789,000.00	28,063,076,000.00	7,398,017,000.00	45,046,882,000.00	(6,997,562,045.51)	(3,477,630,922.94)	(5,540,068,950.00)	(16,015,261,918.45)	2,588,226,954.49	24,585,445,077.06	1,857,948,050.00	29,031,620,081.55
2	GARO		Retirement and Life Premiums	01104102	47,109,000.00			47,109,000.00				-	47,109,000.00	-	-	47,109,000.00
3	SARO-BMB-B-20-0001059	24-Feb-20	Contingent Fund	01101402		50,000.00		50,000.00				-	-	-	-	-
4	SARO-BMB-B-20-0002174	16-Mar-20	Calamity Fund	01101401		500,000,000.00		500,000,000.00				-	-	-	-	-
5	SARO-BMB-B-20-0002575	16-Mar-20	Miscellaneous Personnel Benefits Fund	01101406	16,107,000.00			16,107,000.00				-	16,107,000.00	-	-	16,107,000.00
6								-				-	-	-	-	-
7								-				-	-	-	-	-
8								-				-	-	-	-	-
9								-				-	-	-	-	-
10								-				-	-	-	-	-
11								-				-	-	-	-	-
12								-				-	-	-	-	-
13								-				-	-	-	-	-
14								-				-	-	-	-	-
15								-				-	-	-	-	-
					9,649,005,000.00	28,563,126,000.00	7,398,017,000.00	45,610,148,000.00	(6,997,562,045.51)	(3,477,630,922.94)	(5,540,068,950.00)	(16,015,261,918.45)	2,651,442,954.49	25,085,495,077.06	1,857,948,050.00	29,594,886,081.55
Summary by Funding Source Code:																
	Specific Budgets of National Government Agencies		01101101		9,585,789,000.00	28,063,076,000.00	7,398,017,000.00	45,046,882,000.00	(6,997,562,045.51)	(3,477,630,922.94)	(5,540,068,950.00)	(16,015,261,918.45)	2,588,226,954.49	24,585,445,077.06	1,857,948,050.00	29,031,620,081.55
	Miscellaneous Personnel Benefits Fund		01101406		16,107,000.00	-	-	16,107,000.00	-	-	-	-	16,107,000.00	-	-	16,107,000.00
	Pension and Gratuity Fund		01101407		-	-	-	-	-	-	-	-	-	-	-	-
	Retirement and Life Premiums		01104102		47,109,000.00	-	-	47,109,000.00	-	-	-	-	47,109,000.00	-	-	47,109,000.00
	Customs duties and taxes		01104105		-	-	-	-	-	-	-	-	-	-	-	-
	Calamity Fund		01101401		-	500,000,000.00	-	500,000,000.00	-	-	-	-	-	-	-	-
	FAPs - Japan Illegal Drugs		04104167		-	-	-	-	-	-	-	-	-	500,000,000.00	-	500,000,000.00
	FAPs - Health Sector Policy Support Program - EU Grant, Phase II		04104159		-	-	-	-	-	-	-	-	-	-	-	-
	Franchise Taxes / Domestic Grants		03104347		-	-	-	-	-	-	-	-	-	-	-	-
	BQHS - Locally Funded/Grants Fund		03104349		-	-	-	-	-	-	-	-	-	-	-	-
	Contingent Fund		01101402		-	50,000.00	-	50,000.00	-	-	-	-	-	50,000.00	-	50,000.00

Certified Correct:

AGNES D. MARFORI
OIC, BUDGET DIVISION

Recommending Approval:

ROWENA C. LORA, CPA, MM
OIC, DIRECTOR IV
FINANCIAL AND MANAGEMENT SERVICE

Approved By:

ROGER P. TONGAN, DMPA, MAN, RN
UNDERSECRETARY OF HEALTH
ADMINISTRATION AND FINANCIAL MANAGEMENT TEAM

List of Allotments and Sub-Allotments
As of the quarter ending March 31, 2020

Department: Department of Health (DOH)
Agency: Office of the Secretary
Operating Unit: Central Office
Organization Code (UACS): 13001000000
Fund Cluster: 01 - Regular Agency Fund, 04 - Special Accounts/ Foreign Assisted, 03- Locally Funded/Grants Fund

☐ Current Year Appropriations
☒ Continuing Appropriations
☐ Supplemental Appropriations

No.	Allotments / Sub-		Funding Source		Allotments / Sub-Allotments received from COs / ROs				Sub-Allotment to Regions/Operating Units				Total Allotments / Net of Sub-allotments			
	Number	Date	Description	UACS Code	PS	MOOE	CO	Total	PS	MOOE	CO	Total	PS	MOOE	CO	Total
1	2	3	4	5	6	7	8	9=(6+7+8)	10	11	12	13=(10+11+12)	14 = (6+10)	15 = (7+11)	16 = (8 + 12)	17=(14+15+16)
A. Allotments received from DBM																
1	Forwarded Balance	02-Jan-20	Specific Budgets of National Government Agencies	01102101	87,535,610.85	3,961,733,825.56	400,717,589.22	4,449,987,025.63	(78,309,315.33)	(308,332,007.80)	(238,398,865.90)	(625,040,189.03)	9,226,295.52	3,653,401,817.76	162,318,723.32	3,824,946,836.60
2	Forwarded Balance	02-Jan-20	Miscellaneous Personnel Benefits Fund	01102406	20,963,345.67			20,963,345.67				-	20,963,345.67	-	-	20,963,345.67
3	SARO-BMB-B-20-0000020	16-Jan-20	Specific Budgets of National Government Agencies	01102101	71,188.00			71,188.00				-	71,188.00	-	-	71,188.00
4	SARO-BMB-B-20-0000021	16-Jan-20	Specific Budgets of National Government Agencies	01102101	2,160,316.00			2,160,316.00				-	2,160,316.00	-	-	2,160,316.00
5	SARO-BMB-B-20-0000137	22-Jan-20	Specific Budgets of National Government Agencies	01102101	188,988.00			188,988.00				-	188,988.00	-	-	188,988.00
6	SARO-BMB-B-20-0000241	27-Jan-20	Specific Budgets of National Government Agencies	01102101			58,935,864.00	58,935,864.00				-	-	-	58,935,864.00	58,935,864.00
7	SARO-BMB-B-20-0000559	06-Feb-20	Specific Budgets of National Government Agencies	01102101	21,527.00			21,527.00				-	21,527.00	-	-	21,527.00
8	SARO-BMB-B-20-0000679	11-Feb-20	Specific Budgets of National Government Agencies	01102101			32,400,000.00	32,400,000.00				-	-	-	32,400,000.00	32,400,000.00
9	SARO-BMB-B-20-0000766	12-Feb-20	Specific Budgets of National Government Agencies	01102101	169,559.00			169,559.00				-	169,559.00	-	-	169,559.00
10	SARO-BMB-B-20-0001059	24-Feb-20	Specific Budgets of National Government Agencies	01102101	210,183.00			210,183.00				-	210,183.00	-	-	210,183.00
11	SARO-BMB-B-20-0001315	28-Feb-20	Specific Budgets of National Government Agencies	01102101	75,790.00			75,790.00				-	75,790.00	-	-	75,790.00
12			Specific Budgets of National Government Agencies	01102101			98,300,000.00	98,300,000.00				-	-	-	98,300,000.00	98,300,000.00
13								-				-	-	-	-	-
14								-				-	-	-	-	-
15								-				-	-	-	-	-
Total Allotments					111,396,507.52	3,961,733,825.56	590,353,453.22	4,663,483,786.30	(78,309,315.33)	(308,332,007.80)	(238,398,865.90)	(625,040,189.03)	33,087,192.19	3,653,401,817.76	351,954,587.32	4,038,443,597.27
Summary by Funding Source Code:					111,396,507.52	3,961,733,825.56	590,353,453.22	4,663,483,786.30	(78,309,315.33)	(308,332,007.80)	(238,398,865.90)	(625,040,189.03)	33,087,192.19	3,653,401,817.76	351,954,587.32	4,038,443,597.27
Specific Budgets of National Government Agencies					90,433,161.85	3,961,733,825.56	590,353,453.22	4,642,520,440.63	(78,309,315.33)	(308,332,007.80)	(238,398,865.90)	(625,040,189.03)	12,123,846.52	3,653,401,817.76	351,954,587.32	4,017,480,251.60
Contingent Fund					-	-	-	-	-	-	-	-	-	-	-	-
Calamity Fund					-	-	-	-	-	-	-	-	-	-	-	-
Miscellaneous Personnel Benefits Fund					20,963,345.67	-	-	20,963,345.67	-	-	-	-	20,963,345.67	-	-	20,963,345.67
					-	-	-	-	-	-	-	-	-	-	-	-
					-	-	-	-	-	-	-	-	-	-	-	-
					-	-	-	-	-	-	-	-	-	-	-	-
					-	-	-	-	-	-	-	-	-	-	-	-
					-	-	-	-	-	-	-	-	-	-	-	-
					-	-	-	-	-	-	-	-	-	-	-	-
					-	-	-	-	-	-	-	-	-	-	-	-
					-	-	-	-	-	-	-	-	-	-	-	-

Certified Correct:

AGNES D. MARFORI
OIC, BUDGET DIVISION

Recommending Approval:

ROWENA C. LORA, CPA, MM
OIC, DIRECTOR IV
FINANCIAL AND MANAGEMENT SERVICE

Approved By:

ROGER P. TONG-AN, DMPA, MAN, RN
UNDERSECRETARY OF HEALTH
ADMINISTRATION AND FINANCIAL MANAGEMENT TEAM

List of Allotments and Sub-Allotments
As of the quarter ending March 31, 2020

Department: Department of Health (DOH)
Agency: Office of the Secretary
Operating Unit: Central Office
Organization Code (UACS): 130010000000
Fund Cluster: 01 - Regular Agency Fund, 04 - Special Accounts/ Foreign Assisted, 03- Locally Funded/Grants Fund

☐ Current Year Appropriations
☒ Continuing Appropriations
☐ Supplemental Appropriations

No.	Allotments / Sub-		Funding Source		Allotments / Sub-Allotments received from COs / ROs				Sub-Allotment to Regions/Operating Units				Total Allotments / Net of Sub-allotments				
	Number	Date	Description	UACS Code	PS	MOOE	CO	Total	PS	MOOE	CO	Total	PS	MOOE	CO	Total	
1	2	3	4	5	6	7	8	9=(6+7+8)	10	11	12	13=(10+11+12)	14 = (6+10)	15 = (7+11)	16 = (8 + 12)	17=(14+15+16)	
A. Allotments received from DBM																	
1	Forwarded Balance	02-Jan-20	Specific Budgets of National Government Agencies	01102101	87,535,610.85	3,961,733,825.56	400,717,589.22	4,449,987,025.63	(78,309,315.33)	(308,332,007.80)	(238,398,865.90)	(625,040,189.03)	9,226,295.52	3,653,401,817.76	162,318,723.32	3,824,946,836.60	
2	Forwarded Balance	02-Jan-20	Miscellaneous Personnel Benefits Fund	01102406	20,963,345.67			20,963,345.67				-	20,963,345.67	-	-	20,963,345.67	
3	SARO-BMB-B-20-0000020	16-Jan-20	Specific Budgets of National Government Agencies	01102101	71,188.00			71,188.00				-	71,188.00	-	-	71,188.00	
4	SARO-BMB-B-20-0000021	16-Jan-20	Specific Budgets of National Government Agencies	01102101	2,160,316.00			2,160,316.00				-	2,160,316.00	-	-	2,160,316.00	
5	SARO-BMB-B-20-0000137	22-Jan-20	Specific Budgets of National Government Agencies	01102101	188,988.00			188,988.00				-	188,988.00	-	-	188,988.00	
6	SARO-BMB-B-20-0000241	27-Jan-20	Specific Budgets of National Government Agencies	01102101			58,935,864.00	58,935,864.00				-	-	-	58,935,864.00	58,935,864.00	
7	SARO-BMB-B-20-0000559	06-Feb-20	Specific Budgets of National Government Agencies	01102101	21,527.00			21,527.00				-	21,527.00	-	-	21,527.00	
8	SARO-BMB-B-20-0000679	11-Feb-20	Specific Budgets of National Government Agencies	01102101			32,400,000.00	32,400,000.00				-	-	-	32,400,000.00	32,400,000.00	
9	SARO-BMB-B-20-0000766	12-Feb-20	Specific Budgets of National Government Agencies	01102101	169,559.00			169,559.00				-	169,559.00	-	-	169,559.00	
10	SARO-BMB-B-20-0001059	24-Feb-20	Specific Budgets of National Government Agencies	01102101	210,183.00			210,183.00				-	210,183.00	-	-	210,183.00	
11	SARO-BMB-B-20-0001315	28-Feb-20	Specific Budgets of National Government Agencies	01102101	75,790.00			75,790.00				-	75,790.00	-	-	75,790.00	
12			Specific Budgets of National Government Agencies	01102101			98,300,000.00	98,300,000.00				-	-	-	98,300,000.00	98,300,000.00	
13								-				-	-	-	-	-	
14								-				-	-	-	-	-	
15								-				-	-	-	-	-	
Total Allotments					111,396,507.52	3,961,733,825.56	590,353,453.22	4,663,483,786.30	(78,309,315.33)	(308,332,007.80)	(238,398,865.90)	(625,040,189.03)	33,087,192.19	3,653,401,817.76	351,954,587.32	4,038,443,597.27	
Summary by Funding Source Code:					111,396,507.52	3,961,733,825.56	590,353,453.22	4,663,483,786.30	(78,309,315.33)	(308,332,007.80)	(238,398,865.90)	(625,040,189.03)	33,087,192.19	3,653,401,817.76	351,954,587.32	4,038,443,597.27	
Specific Budgets of National Government Agencies					01102101	90,433,161.85	3,961,733,825.56	590,353,453.22	4,642,520,440.63	(78,309,315.33)	(308,332,007.80)	(238,398,865.90)	(625,040,189.03)	12,123,846.52	3,653,401,817.76	351,954,587.32	4,017,480,251.60
Contingent Fund					01102402	-	-	-	-	-	-	-	-	-	-	-	-
Calamity Fund					01102401	-	-	-	-	-	-	-	-	-	-	-	-
Miscellaneous Personnel Benefits Fund					01102406	20,963,345.67	-	-	20,963,345.67	-	-	-	-	20,963,345.67	-	-	20,963,345.67
						-	-	-	-	-	-	-	-	-	-	-	
						-	-	-	-	-	-	-	-	-	-	-	
						-	-	-	-	-	-	-	-	-	-	-	
						-	-	-	-	-	-	-	-	-	-	-	
						-	-	-	-	-	-	-	-	-	-	-	
						-	-	-	-	-	-	-	-	-	-	-	
						-	-	-	-	-	-	-	-	-	-	-	
						-	-	-	-	-	-	-	-	-	-	-	
						-	-	-	-	-	-	-	-	-	-	-	
						-	-	-	-	-	-	-	-	-	-	-	
						-	-	-	-	-	-	-	-	-	-	-	
						-	-	-	-	-	-	-	-	-	-	-	
						-	-	-	-	-	-	-	-	-	-	-	
						-	-	-	-	-	-	-	-	-	-	-	
						-	-	-	-	-	-	-	-	-	-	-	
						-	-	-	-	-	-	-	-	-	-	-	
						-	-	-	-	-	-	-	-	-	-	-	
						-	-	-	-	-	-	-	-	-	-	-	
						-	-	-	-	-	-	-	-	-	-	-	
						-	-	-	-	-	-	-	-	-	-	-	
						-	-	-	-	-	-	-	-	-	-	-	
						-	-	-	-	-	-	-	-	-	-	-	
						-	-	-	-	-	-	-	-	-	-	-	
						-	-	-	-	-	-	-	-	-	-	-	
						-	-	-	-	-	-	-	-	-	-	-	
						-	-	-	-	-	-	-	-	-	-	-	
						-	-	-	-	-	-	-	-	-	-	-	
						-	-	-	-	-	-	-	-	-	-	-	
						-	-	-	-	-	-	-	-	-	-	-	
						-	-	-	-	-	-	-	-	-	-	-	
						-	-	-	-	-	-	-	-	-	-	-	
						-	-	-	-	-	-	-	-	-	-	-	
						-	-	-	-	-	-	-	-	-	-	-	
						-	-	-	-	-	-	-	-	-	-	-	
						-	-	-	-	-	-	-	-	-	-	-	
						-	-	-	-	-	-	-	-	-	-	-	
						-	-	-	-	-	-	-	-	-	-		