


List of Allotments and Sub-Allotments  
As of the quarter ending June 30, 2022

Department: Department of Health (DOH)  
Agency: Office of the Secretary  
Operating Unit: Central Office  
Organization Code (UACS): 13001000000  
Fund Cluster: 01 - Regular Agency Fund, 04 - Special Accounts/ Foreign Assisted, 03- Locally Funded/Grants Fund


Current Year Appropriations  
 Continuing Appropriations  
 Supplemental Appropriations

| No.  | Allotments / Sub-             |           | Funding Source Description                       | UACS Code | Allotments / Sub-Allotments received from COs / ROs |                           |                          |                           | Sub-Allotment to Regions/Operating Units |                            |                            |                            | Total Allotments / Net of Sub-allotments |                          |                         |                          |                   |
|--|-------------------------------|-----------|--|-----------|---|---------------------------|--------------------------|---------------------------|--|----------------------------|----------------------------|----------------------------|--|--------------------------|-------------------------|--------------------------|-------------------|
|  | Number                        | Date      |  |           | PS  | MOOE                      | CO                       | Total                     | PS                                       | MOOE                       | CO                         | Total                      | PS                                       | MOOE                     | CO                      | Total                    |                   |
| 1  | 2                             | 3         | 4  | 5         | 6   | 7                         | 8                        | 9=(6+7+8)                 | 10                                       | 11                         | 12                         | 13=(10+11+12)              | 14 = (6+10)                              | 15 = (7+11)              | 16 = (8 + 12)           | 17=(14+15+16)            |                   |
| <b>A. Allotments received from DBM</b>           |                               |           |  |           |   |                           |                          |                           |  |                            |                            |                            |  |                          |                         |                          |                   |
| 1  | COMPREHENSIVE RELEASE RA 1163 | 03-Jan-22 | Specific Budgets of National Government Agencies | 01101101  | 24,667,056,000.00                                   | 58,441,703,000.00         | 25,307,734,000.00        | 108,416,493,000.00        | (20,656,436,105.10)                      | (16,432,588,412.24)        | (22,446,190,600.00)        | (59,535,215,117.34)        | 4,010,619,894.90                         | 42,009,114,587.76        | 2,861,543,400.00        | 48,881,277,882.66        |                   |
| 2  | GARO                          | 03-Jan-22 | Retirement and Life Premiums                     | 01104102  | 55,234,000.00                                       | -                         | -                        | 55,234,000.00             | (10,153,460.71)                          | -                          | -                          | (10,153,460.71)            | 45,080,539.29                            | -                        | -                       | 45,080,539.29            |                   |
| 3  | SARO-BMB-B-22-0000516         | 25-Jan-22 | Miscellaneous Personnel Benefits Fund            | 01101406  | 36,330,021.00                                       | -                         | -                        | 36,330,021.00             | (36,330,021.02)                          | -                          | -                          | -                          | 0.02                                     | -                        | -                       | 0.02                     |                   |
| 4  | SARO-BMB-B-22-0001421         | 28-Jan-22 | Miscellaneous Personnel Benefits Fund            | 01101406  | 10,097,898.00                                       | -                         | -                        | 10,097,898.00             | (10,097,897.85)                          | -                          | -                          | (10,097,897.85)            | 0.15                                     | -                        | -                       | 0.15                     |                   |
| 5  | SARO-BMB-B-22-0001772         | 10-Feb-22 | Asian Development Bank                           | 04104152  | -   | 1,310,699.00              | 3,361,122.00             | 4,671,821.00              | -  | (1,310,699.00)             | (3,361,122.00)             | (4,671,821.00)             | -  | -                        | -                       | -                        |                   |
| 6  | SARO-BMB-B-22-0001933         | 14-Feb-22 | Specific Budgets of National Government Agencies | 01101101  | 4,500,000,000.00                                    | 3,419,160,000.00          | -                        | 7,919,160,000.00          | (2,572,891,718.50)                       | (3,140,546,124.98)         | -                          | (5,713,437,843.48)         | 1,927,108,281.50                         | 278,613,875.02           | -                       | 2,205,722,156.52         |                   |
| 7  | SARO-BMB-B-22-0001935         | 14-Feb-22 | Support to Foreign-Assisted Projects             | 01105428  | -   | 15,300,000,000.00         | -                        | 15,300,000,000.00         | -  | -                          | -                          | -                          | -  | 15,300,000,000.00        | -                       | 15,300,000,000.00        |                   |
| 8  | SARO-BMB-B-22-0001936         | 14-Feb-22 | Support to Foreign-Assisted Projects             | 01105428  | -   | 12,750,000,000.00         | -                        | 12,750,000,000.00         | -  | -                          | -                          | -                          | -  | 12,750,000,000.00        | -                       | 12,750,000,000.00        |                   |
| 9  | SARO-BMB-B-22-0001937         | 14-Feb-22 | Support to Foreign-Assisted Projects             | 01105428  | -   | 12,750,000,000.00         | -                        | 12,750,000,000.00         | -  | -                          | -                          | -                          | -  | 12,750,000,000.00        | -                       | 12,750,000,000.00        |                   |
| 10   | SARO-BMB-B-22-0002477         | 03-Mar-22 | Miscellaneous Personnel Benefits Fund            | 01101406  | 90,464,139.00                                       | -                         | -                        | 90,464,139.00             | (90,464,138.26)                          | -                          | -                          | (90,464,138.26)            | 0.74                                     | -                        | -                       | 0.74                     |                   |
| 11   | SARO-BMB-B-22-0002581         | 11-Mar-22 | Miscellaneous Personnel Benefits Fund            | 01101406  | 133,867,087.00                                      | -                         | -                        | 133,867,087.00            | (133,867,086.22)                         | -                          | -                          | (133,867,086.22)           | 0.78                                     | -                        | -                       | 0.78                     |                   |
| 12   | SARO-BMB-B-22-0002708         | 16-Mar-22 | Miscellaneous Personnel Benefits Fund            | 01101406  | -   | 135,000.00                | -                        | 135,000.00                | -  | (135,000.00)               | -                          | (135,000.00)               | -  | -                        | -                       | -                        |                   |
| 13   | SARO-BMB-B-22-0002829         | 18-Mar-22 | Miscellaneous Personnel Benefits Fund            | 01101406  | 153,510,730.00                                      | -                         | -                        | 153,510,730.00            | (153,510,730.00)                         | -                          | -                          | (153,510,730.00)           | -  | -                        | -                       | -                        |                   |
| 14   | SARO-BMB-B-22-0003332         | 24-Mar-22 | Retirement and Life Premiums                     | 01104102  | 1,213,391,340.00                                    | -                         | -                        | 1,213,391,340.00          | (863,433,832.92)                         | -                          | -                          | (863,433,832.92)           | 349,957,507.08                           | -                        | -                       | 349,957,507.08           |                   |
| 15   | SARO-BMB-B-22-0003337         | 24-Mar-22 | Miscellaneous Personnel Benefits Fund            | 01101406  | 339,950,137.00                                      | -                         | -                        | 339,950,137.00            | (339,950,136.47)                         | -                          | -                          | (339,950,136.47)           | 0.53                                     | -                        | -                       | 0.53                     |                   |
| 16   | SARO-BMB-B-22-0003466         | 24-Mar-22 | Miscellaneous Personnel Benefits Fund            | 01101406  | 110,853,269.00                                      | -                         | -                        | 110,853,269.00            | (110,853,268.29)                         | -                          | -                          | (110,853,268.29)           | 0.71                                     | -                        | -                       | 0.71                     |                   |
| 17   | SARO-BMB-B-22-0003501         | 24-Mar-22 | Support to Foreign-Assisted Projects             | 01105428  | -   | -                         | 643,400,959.00           | 643,400,959.00            | -  | -                          | -                          | -                          | -  | -                        | 643,400,959.00          | 643,400,959.00           |                   |
| 18   | SARO-BMB-B-22-0003783         | 26-Apr-22 | Miscellaneous Personnel Benefits Fund            | 01101406  | 57,288,627.00                                       | -                         | -                        | 57,288,627.00             | (57,288,626.66)                          | -                          | -                          | (57,288,626.66)            | 0.34                                     | -                        | -                       | 0.34                     |                   |
| 19   | SARO-BMB-B-22-0003859         | 04-May-22 | Customs duties and taxes                         | 01104105  | -   | 92,633,315.00             | -                        | 92,633,315.00             | -  | -                          | -                          | -                          | -  | 92,633,315.00            | -                       | 92,633,315.00            |                   |
| 20   | SARO-BMB-B-22-0003981         | 13-May-22 | Specific Budgets of National Government Agencies | 01101101  | -   | 1,080,840,000.00          | -                        | 1,080,840,000.00          | -  | (317,905,000.00)           | -                          | (317,905,000.00)           | -  | 762,935,000.00           | -                       | 762,935,000.00           |                   |
| 21   | SARO-BMB-B-22-0004115         | 19-May-22 | Miscellaneous Personnel Benefits Fund            | 01101406  | 22,304,826.00                                       | -                         | -                        | 22,304,826.00             | (22,304,825.75)                          | -                          | -                          | (22,304,825.75)            | 0.25                                     | -                        | -                       | 0.25                     |                   |
| 22   | SARO-BMB-B-22-0004288         | 25-May-22 | Asian Development Bank                           | 04104152  | -   | 1,453,489.00              | 3,015,484.00             | 4,468,973.00              | -  | (1,453,489.00)             | (3,015,484.00)             | (4,468,973.00)             | -  | -                        | -                       | -                        |                   |
| 23   | SARO-BMB-B-22-0004521         | 01-Jun-22 | Miscellaneous Personnel Benefits Fund            | 01101406  | -   | 1,950,000.00              | -                        | 1,950,000.00              | -  | (1,950,000.00)             | -                          | (1,950,000.00)             | -  | -                        | -                       | -                        |                   |
| 24   | SARO-BMB-B-22-0004678         | 07-Jun-22 | Pension and Gratuity Fund                        | 01101407  | 236,861.00  | -                         | -                        | 236,861.00                | -  | -                          | -                          | -                          | 236,861.00                               | -                        | -                       | 236,861.00               |                   |
| 25   | SARO-BMB-B-22-0005094         | 20-Jun-22 | Specific Budgets of National Government Agencies | 01101101  | -   | 3,276,000.00              | -                        | 3,276,000.00              | -  | -                          | -                          | -                          | -  | 3,276,000.00             | -                       | 3,276,000.00             |                   |
| 26   |                               |           |  |           |   |                           |                          |                           |  |                            |                            |                            |  |                          |                         |                          |                   |
| 27   |                               |           |  |           |   |                           |                          |                           |  |                            |                            |                            |  |                          |                         |                          |                   |
| 28   |                               |           |  |           |   |                           |                          |                           |  |                            |                            |                            |  |                          |                         |                          |                   |
| 29   |                               |           |  |           |   |                           |                          |                           |  |                            |                            |                            |  |                          |                         |                          |                   |
| 30   |                               |           |  |           |   |                           |                          |                           |  |                            |                            |                            |  |                          |                         |                          |                   |
|  |                               |           |  |           | <b>31,390,584,935.00</b>                            | <b>103,842,461,503.00</b> | <b>25,957,511,565.00</b> | <b>161,190,558,003.00</b> | <b>(25,057,581,847.75)</b>               | <b>(19,895,888,725.22)</b> | <b>(22,452,567,206.00)</b> | <b>(67,406,037,778.97)</b> | <b>6,333,003,087.25</b>                  | <b>83,946,572,777.78</b> | <b>3,504,944,359.00</b> | <b>93,784,520,224.03</b> |                   |
| <b>Summary by Funding Source Code:</b>           |                               |           |  |           |   |                           |                          |                           |  |                            |                            |                            |  |                          |                         |                          |                   |
| Specific Budgets of National Government Agencies |                               |           |  |           | 01101101  | 29,167,056,000.00         | 62,944,979,000.00        | 25,307,734,000.00         | 117,419,769,000.00                       | (23,229,327,823.60)        | (19,891,039,537.22)        | (22,446,190,600.00)        | (65,566,557,960.82)                      | 5,937,728,176.40         | 43,053,939,462.78       | 2,861,543,400.00         | 51,853,211,039.18 |
| Miscellaneous Personnel Benefits Fund            |                               |           |  |           | 01101406  | 954,666,734.00            | 2,085,000.00             | -                         | 956,751,734.00                           | (954,666,730.52)           | (2,085,000.00)             | -                          | (956,751,730.52)                         | 3.48                     | -                       | -                        | 3.48              |
| Franchise Tax                                    |                               |           |  |           | 03104347  | -                         | -                        | -                         | -  | -                          | -                          | -                          | -  | -                        | -                       | -                        | -                 |
| Retirement and Life Premiums                     |                               |           |  |           | 01104102  | 1,268,625,340.00          | -                        | -                         | 1,268,625,340.00                         | (873,587,293.63)           | -                          | -                          | (873,587,293.63)                         | 395,038,046.37           | -                       | -                        | 395,038,046.37    |
| Customs duties and taxes                         |                               |           |  |           | 01104105  | -                         | 92,633,315.00            | -                         | 92,633,315.00                            | -                          | -                          | -                          | -  | 92,633,315.00            | -                       | 92,633,315.00            |                   |
| Support to Foreign-Assisted Projects             |                               |           |  |           | 01105428  | -                         | 40,800,000,000.00        | 643,400,959.00            | 41,443,400,959.00                        | -                          | -                          | -                          | -  | -                        | 40,800,000,000.00       | 643,400,959.00           | 41,443,400,959.00 |
| Asian Development Bank                           |                               |           |  |           | 04104152  | -                         | 2,764,188.00             | 6,376,606.00              | 9,140,794.00                             | -                          | (2,764,188.00)             | (6,376,606.00)             | (9,140,794.00)                           | -                        | -                       | -                        | -                 |
| Pension and Gratuity Fund                        |                               |           |  |           | 01101407  | 236,861.00                | -                        | -                         | 236,861.00                               | -                          | -                          | -                          | -  | 236,861.00               | -                       | -                        | 236,861.00        |

Certified Correct:

  
AGNES D. MARFORI  
OIC, BUDGET DIVISION

Recommending Approval:

  
ROWENA C. LORA, CPA, MM, CESE  
DIRECTOR IV  
FINANCIAL AND MANAGEMENT SERVICE


List of Allotments and Sub-Allotments  
As of the quarter ending June 30, 2022

Department: Department of Health (DOH)  
Agency: Office of the Secretary  
Operating Unit: Central Office  
Organization Code (UACS): 130010000000  
Fund Cluster: 01 - Regular Agency Fund, 04 - Special Accounts/ Foreign Assisted, 03- Locally Funded/Grants Fund


Current Year Appropriations  
 Continuing Appropriations  
 Supplemental Appropriations

| No.  | Allotments / Sub-     |           | Funding Source                                   | UACS Code | Allotments / Sub-Allotments received from COs / ROs |                  |                  |                  | Sub-Allotment to Regions/Operating Units |                    |                    |                    | Total Allotments / Net of Sub-allotments |                  |                  |                  |
|--|-----------------------|-----------|--|-----------|---|------------------|------------------|------------------|--|--------------------|--------------------|--------------------|--|------------------|------------------|------------------|
|  | Number                | Date      |  |           | PS  | MOOE             | CO               | Total            | PS                                       | MOOE               | CO                 | Total              | PS                                       | MOOE             | CO               | Total            |
| 1  | 2                     | 3         | 4  | 5         | 6   | 7                | 8                | 9=(6+7+8)        | 10                                       | 11                 | 12                 | 13=(10+11+12)      | 14 = (6+10)                              | 15 = (7+11)      | 16 = (8 + 12)    | 17=(14+15+16)    |
| <b>A. Allotments received from DBM</b>           |                       |           |  |           |   |                  |                  |                  |  |                    |                    |                    |  |                  |                  |                  |
| 1  | Forwarded Balance     | 03-Jan-22 | Specific Budgets of National Government Agencies | 01102101  | -   | 4,134,707,900.34 | 222,721,746.05   | 4,357,429,646.39 | -  | (2,611,783,462.65) | -                  | (2,611,783,462.65) | -  | 1,522,924,437.69 | 222,721,746.05   | 1,745,646,183.74 |
| 2  | Forwarded Balance     | 03-Jan-22 | Contingent Fund                                  | 01102402  | -   | 525,968,654.92   | 50,000,000.00    | 575,968,654.92   | -  | (510,529,765.68)   | (50,000,000.00)    | (560,529,765.68)   | -  | 15,438,889.24    | -                | 15,438,889.24    |
| 3  | Adjustments per NORSA |           | Specific Budgets of National Government Agencies | 01102101  | -   | 134,239,106.29   | -                | 134,239,106.29   | -  | -                  | -                  | -                  | -  | 134,239,106.29   | -                | 134,239,106.29   |
| 4  | Adjustments per NORSA |           | Contingent Fund                                  | 01102402  | -   | 2,608,187.59     | -                | 2,608,187.59     | -  | -                  | -                  | -                  | -  | 2,608,187.59     | -                | 2,608,187.59     |
| 5  | SARO-BMB-B-22-0000196 | 20-Jan-22 | Contingent Fund                                  | 01102402  | -   | 1,185,116,935.00 | -                | 1,185,116,935.00 | -  | (1,182,865,281.64) | -                  | (1,182,865,281.64) | -  | 2,251,653.36     | -                | 2,251,653.36     |
| 6  |                       |           |  |           | -   | -                | -                | -                | -  | -                  | -                  | -                  | -  | -                | -                | -                |
| 7  |                       |           |  |           | -   | -                | -                | -                | -  | -                  | -                  | -                  | -  | -                | -                | -                |
| 8  |                       |           |  |           | -   | -                | -                | -                | -  | -                  | -                  | -                  | -  | -                | -                | -                |
| 9  |                       |           |  |           | -   | -                | -                | -                | -  | -                  | -                  | -                  | -  | -                | -                | -                |
| <b>Total Allotments</b>                          |                       |           |  |           | -   | 5,982,640,784.14 | 272,721,746.05   | 6,255,362,530.19 | -  | (4,305,178,509.97) | (50,000,000.00)    | (4,355,178,509.97) | -  | 1,677,462,274.17 | 222,721,746.05   | 1,900,184,020.22 |
| <b>Summary by Funding Source Code:</b>           |                       |           |  |           |   |                  |                  |                  |  |                    |                    |                    |  |                  |                  |                  |
| Specific Budgets of National Government Agencies |                       |           | 01102101   | -         | 5,982,640,784.14                                    | 272,721,746.05   | 6,255,362,530.19 | -                | (4,305,178,509.97)                       | (50,000,000.00)    | (4,355,178,509.97) | -                  | 1,677,462,274.17                         | 222,721,746.05   | 1,900,184,020.22 |                  |
| Contingent Fund                                  |                       |           | 01102402   | -         | 4,268,947,006.63                                    | 222,721,746.05   | 4,491,668,752.68 | -                | (2,611,783,462.65)                       | -                  | (2,611,783,462.65) | -                  | 1,657,163,543.98                         | 222,721,746.05   | 1,879,885,290.03 |                  |
| Calamity Fund                                    |                       |           | 01102401   | -         | 1,713,693,777.51                                    | 50,000,000.00    | 1,763,693,777.51 | -                | (1,693,395,047.32)                       | (50,000,000.00)    | (1,743,395,047.32) | -                  | 20,298,730.19                            | -                | 20,298,730.19    |                  |
| Miscellaneous Personnel Benefits Fund            |                       |           | 01102406   | -         | -   | -                | -                | -                | -  | -                  | -                  | -                  | -  | -                | -                | -                |
|  |                       |           |  | -         | -   | -                | -                | -                | -  | -                  | -                  | -                  | -  | -                | -                | -                |
|  |                       |           |  | -         | -   | -                | -                | -                | -  | -                  | -                  | -                  | -  | -                | -                | -                |
|  |                       |           |  | -         | -   | -                | -                | -                | -  | -                  | -                  | -                  | -  | -                | -                | -                |
|  |                       |           |  | -         | -   | -                | -                | -                | -  | -                  | -                  | -                  | -  | -                | -                | -                |
|  |                       |           |  | -         | -   | -                | -                | -                | -  | -                  | -                  | -                  | -  | -                | -                | -                |
|  |                       |           |  | -         | -   | -                | -                | -                | -  | -                  | -                  | -                  | -  | -                | -                | -                |
|  |                       |           |  | -         | -   | -                | -                | -                | -  | -                  | -                  | -                  | -  | -                | -                | -                |
|  |                       |           |  | -         | -   | -                | -                | -                | -  | -                  | -                  | -                  | -  | -                | -                | -                |

Certified Correct:

  
AGNES D. MARFORI  
OIC, BUDGET DIVISION

Recommending Approval :

  
ROWENA C. LORA, CPA, MM/CESE  
DIRECTOR IV  
FINANCIAL AND MANAGEMENT SERVICE