



Introduction

Dengue fever and the more severe form, dengue hemorrhagic fever, are caused by any of the four serotypes of dengue virus (types 1, 2, 3 and 4). An infected day-biting female *Aedes* mosquito transmits the viral disease to humans.

In the Philippines, *Aedes aegypti* and *Aedes albopictus* are the primary and secondary mosquito vectors, respectively. The mosquito vectors breed in the small amount of water collected in such as storages such as tanks, cisterns, flower vases, plant axils and backyard litter.

The incubation period is from 3 to 14 days, commonly 4-7 days.

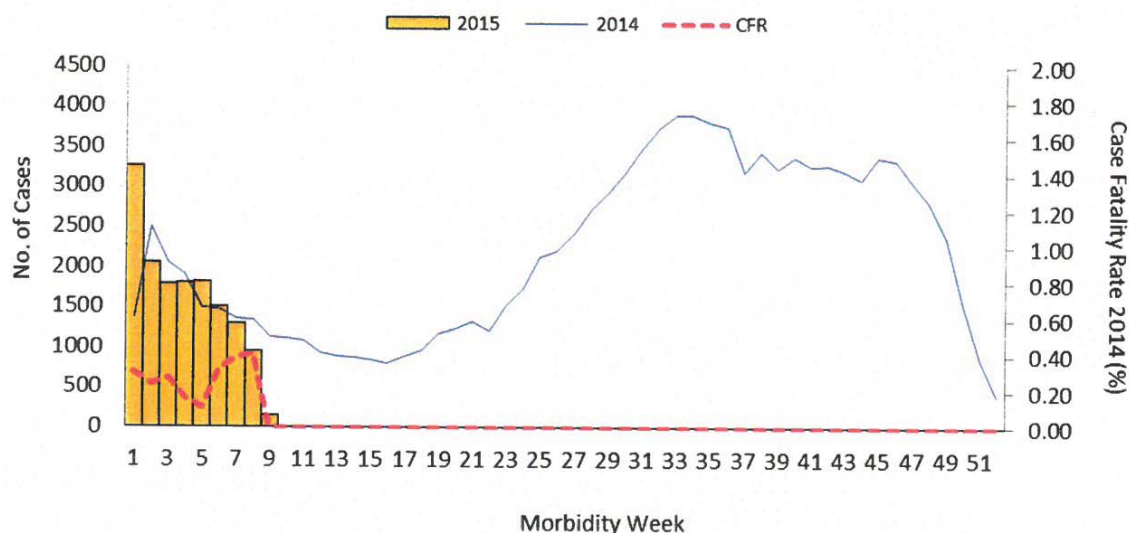
Trend in the Philippines

A total of **14,672** suspect dengue cases was reported nationwide from January 1 to March 7, 2015. This is **0.02%** higher compared to the same time period last year (**14,669**).

Geographic Distribution

Most of the cases were from the following regions: **Region IV-A** (19.6%), **Region III** (14%), **NCR** (13.7%), **Region X** (11.3%) and **Region VII** (7 %).

Fig. 1 Suspect Dengue Cases by Morbidity Week,
Philippines, as of March 7, 2015
2015* vs 2014 (N=14,672)



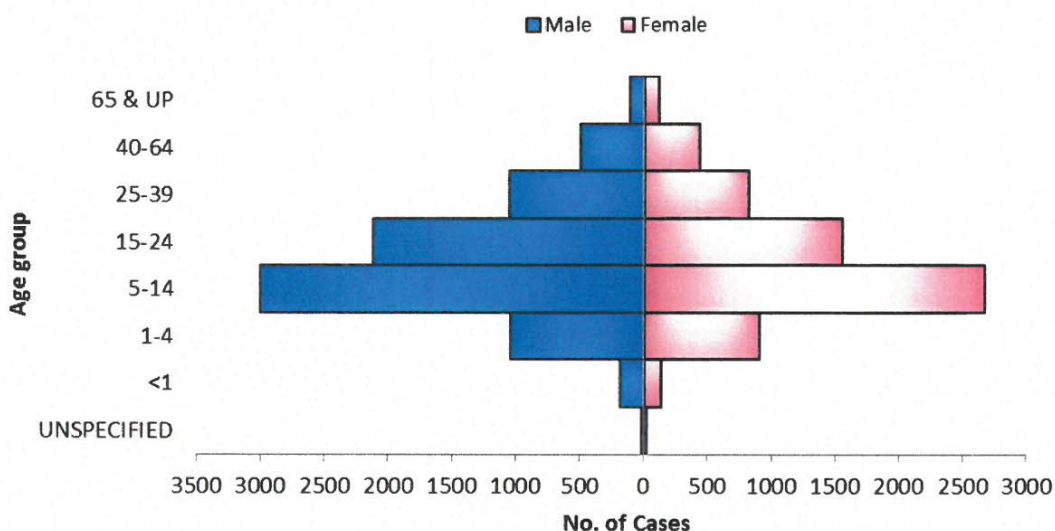
*NOTE: Case counts reported here do NOT represent the final number and are subject to change after inclusion of delayed reports and review of cases.



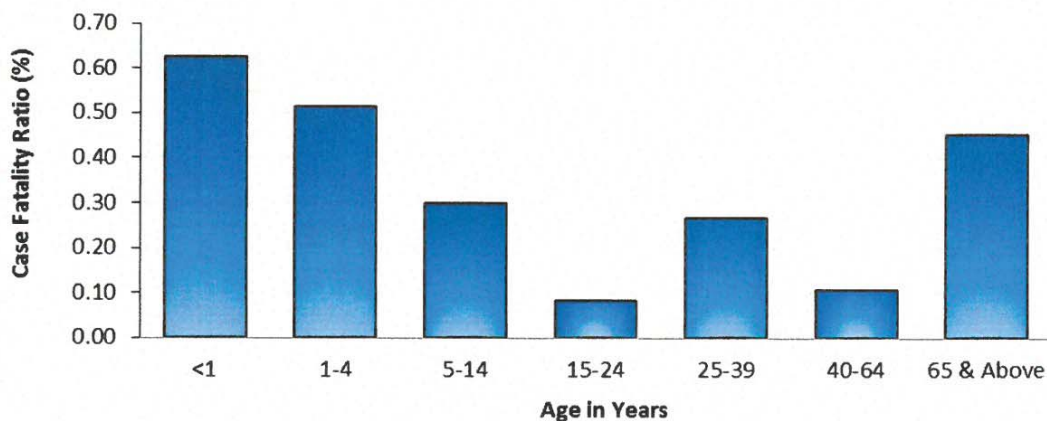
Profile of Cases

Ages of cases ranged from less than 1 month to 97 years old (median = 16.9 years). Majority of cases were male (54.7%). Most (38.7%) of the cases belonged to the 5 to 14 years age group (Fig. 2). There were 39 deaths (CFR = 0.27%).

**Fig. 2 Suspect Dengue Cases by Agegroup and Sex
Philippines, as of March 7, 2015 (N=14,672)**



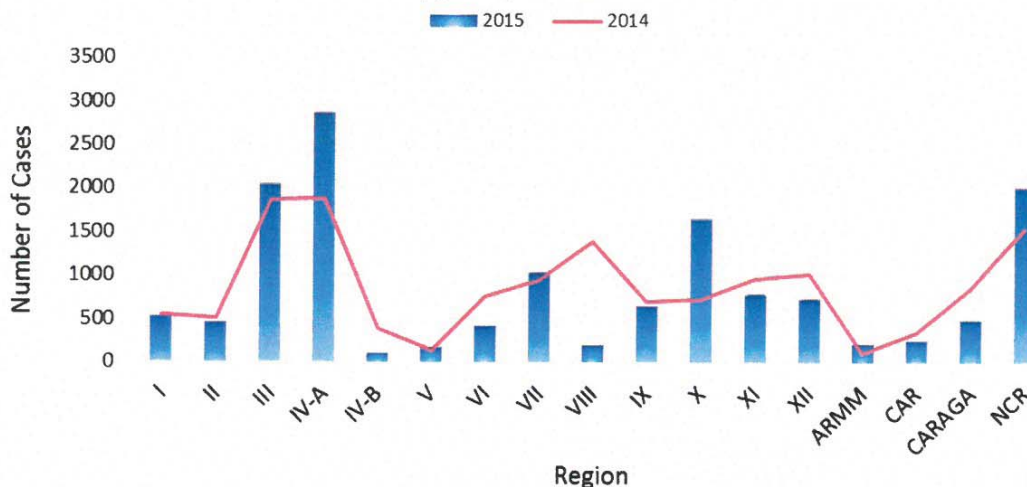
**Fig. 3 Suspect Dengue Case Fatality Rate (CFR) by Age Group,
Philippines, as of March 7, 2015**



**NOTE: Case counts reported here do NOT represent the final number and are subject to change after inclusion of delayed reports and review of cases.*



**Fig. 4 Suspect Dengue Cases by Region
 Philippines, 2015 vs 2014**



**Table 1. Dengue Cases & Deaths by Region
 Philippines, 2015* vs 2014**

Region	Cases			Deaths			
	2015	2014	% Change	2015	CFR (%)	2014	CFR (%)
I	528	545	↓ -3.1	1	0.19	0	0.00
II	456	506	↓ -9.9	1	0.22	3	0.59
III	2050	1870	↑ 9.6	1	0.05	2	0.11
IV-A	2882	1877	↑ 53.5	6	0.21	4	0.21
IV-B	103	386	↓ -73.3	0	0.00	4	1.04
V	179	144	↑ 24.3	0	0.00	1	0.69
VI	426	760	↓ -43.9	1	0.23	1	0.13
VII	1034	953	↑ 8.5	5	0.48	6	0.63
VIII	205	1386	↓ -85.2	3	1.46	3	0.22
IX	650	704	↓ -7.7	3	0.46	4	0.57
X	1657	723	↑ 129.2	2	0.12	7	0.97
XI	796	963	↓ -17.3	3	0.38	6	0.62
XII	733	1017	↓ -27.9	2	0.27	13	1.28
ARMM	214	106	↑ 101.9	1	0.47	0	0.00
CAR	258	341	↓ -24.3	1	0.39	0	0.00
CARAGA	485	846	↓ -42.7	2	0.41	6	0.71
NCR	2016	1542	↑ 30.7	7	0.35	3	0.19
Total	14672	14669	↔ 0.02	39	0.27	63	0.43

**NOTE: Case counts reported here do NOT represent the final number and are subject to change after inclusion of delayed reports and review of cases.*



Morbidity Week 9 – March 1 – March 7, 2015

Epidemiology Bureau
 Public Health Surveillance Division

Table 2. Weekly Dengue Summary Report by Region
 Philippines, as of March 7, 2015

Region	Morbidity Week				9th Morbidity Week		Cumulative Total 1st wk to 9th wk	
	5	6	7	8	2015	2014	2015	2014
I	54	32	27	28	1	27	528	545
II	64	34	28	24	0	25	456	506
III	259	240	191	153	9	87	2050	1870
IV-A	358	270	246	221	44	101	2882	1877
IV-B	14	3	1	3	0	17	103	386
V	25	14	8	5	0	11	179	144
VI	36	53	49	19	0	64	426	760
VII	106	93	95	55	7	69	1034	953
VIII	40	23	23	16	8	154	205	1386
IX	81	68	58	57	1	60	650	704
X	202	201	170	123	63	82	1657	723
XI	112	89	85	70	6	97	796	963
XII	109	90	83	52	2	143	733	1017
ARMM	27	28	28	11	7	10	214	106
CAR	36	31	25	7	0	22	258	341
CARAGA	47	50	38	38	0	68	485	846
NCR	250	195	138	81	11	93	2016	1542
Total	1820	1514	1293	963	159	1130	14672	14669

EDITORIAL BOARD

Enrique A. Payag
 Enrique A. Payag, MD, PHSAE, FPSMID, CESO III
 Director IV

Vito G. Rogue, Jr.
 Vito G. Rogue, Jr., MD, PHSAE
 Chief, PHSID

Allan P. Ignacio
 Statistician II

June B. Corpuz
 June B. Corpuz, RN
 Nurse III

Francis Raize Nicholas L. Bautista, RN
 Nurse II

Diana Marie L. Sadiasa
 Diana Marie L. Sadiasa, RN
 Nurse I

Joyce D. Lorico
 Joyce D. Lorico, RN
 Nurse I

Daisy Regine O. Pedron
 Daisy Regine O. Pedron, RN
 Nurse I