



Morbidity Week  
**32<sup>nd</sup>**  
August 4-10, 2013

## DISEASE SURVEILLANCE REPORT

### Dengue Cases

#### Trend

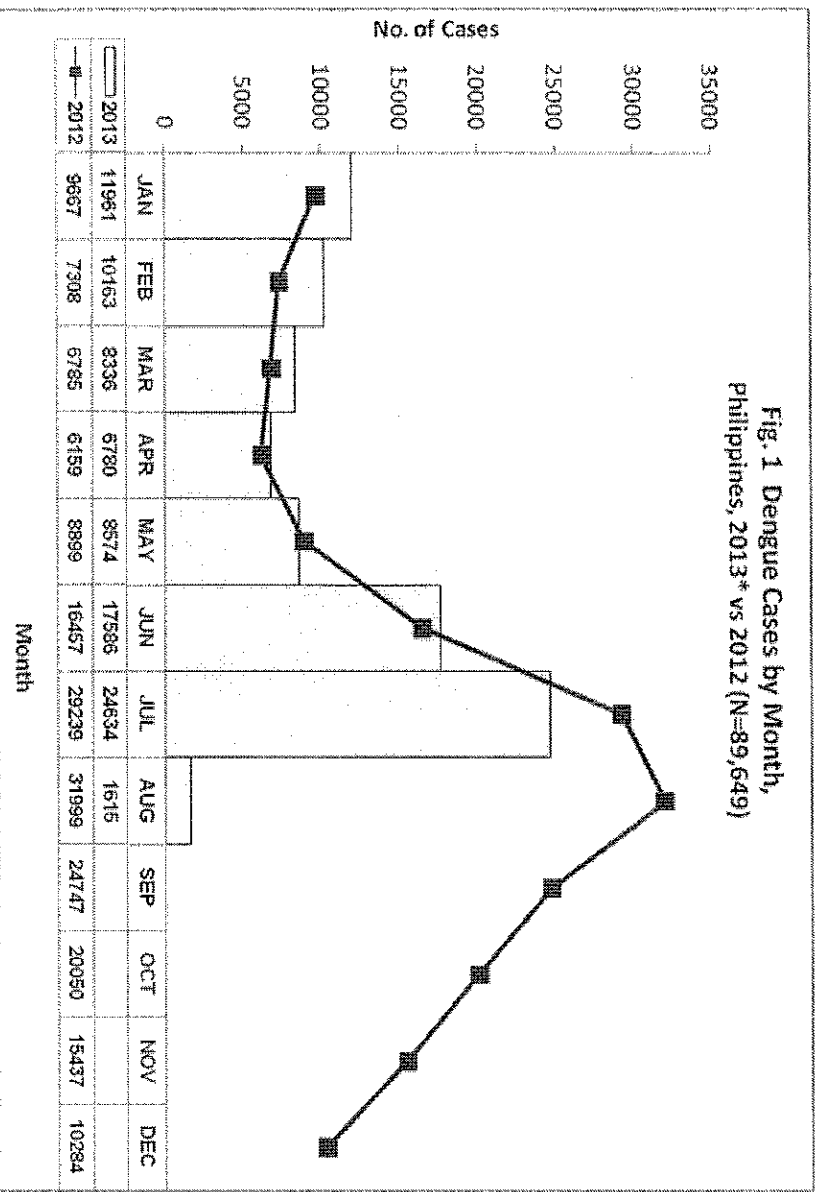
A total of **89,649** dengue cases was reported nationwide from January 1 to August 10, 2013. This is **6.32%** lower compared to the same time period last year (95,692).

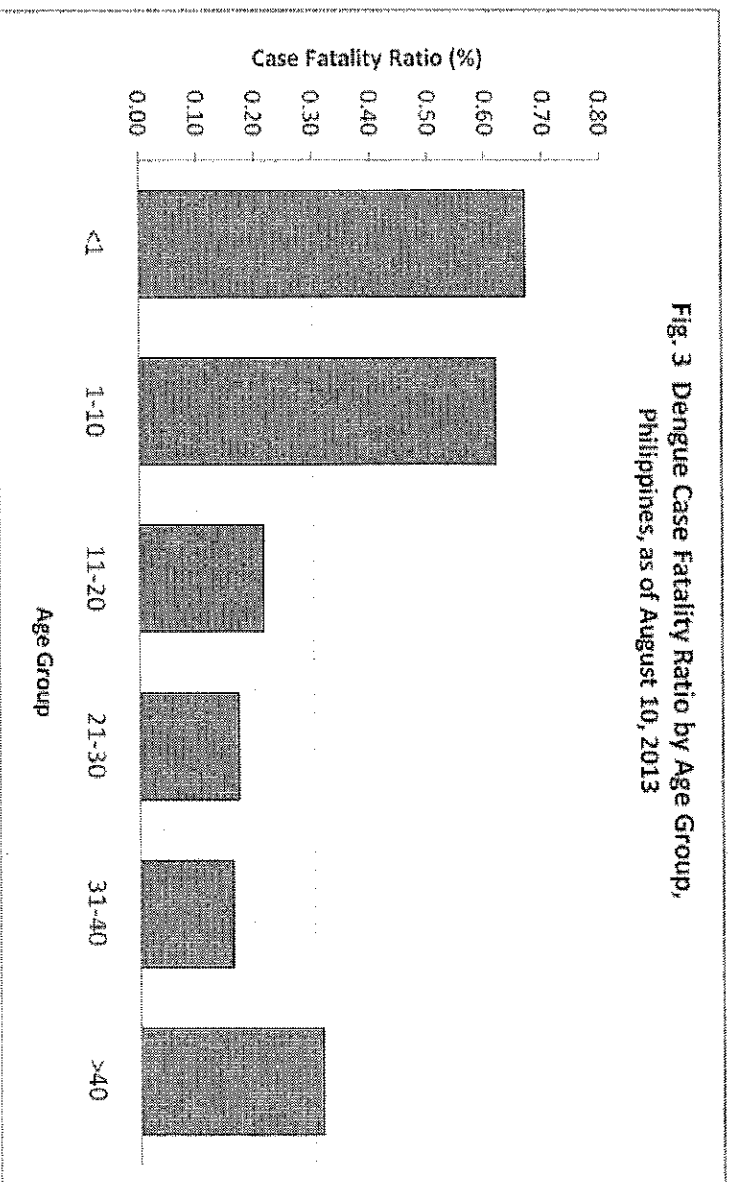
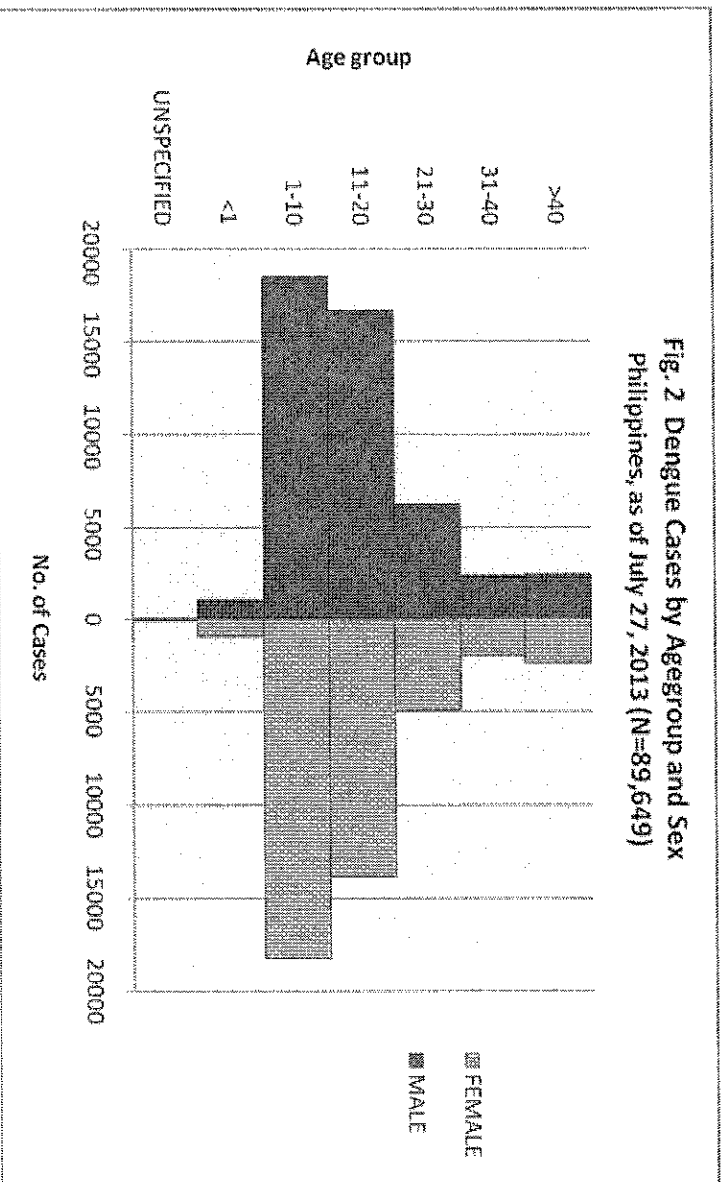
#### Geographic Distribution

Most of the cases were from the following regions: Region VI (15.98%), Region VII (8.58%), Region VIII (7.58%), Region IX (7.58%), Region X (7.58%), Region XI (7.58%), Region XII (8.62%), Region XIII (8.58%) and Region XIV (7.58%).

#### Profile of Cases

Ages of cases ranged from less than 1 month to 98 years old (median = 12 years). The majority of cases were male (52.8%). Most (41.0%) of the cases belonged to the 1 to 10 years age group (Fig. 2). There were 349 deaths (CFR 0.39%).







**Table 1. Dengue Cases & Deaths by Region**  
Philippines, 2013\* vs 2012

Region	Cases			% Change	Deaths		
	2013	2012	2013		2013	CFR (%)	2012
I	4063	5522	10	-26.42	0.25	26	0.47
II	3987	4062	6	-1.85	0.15	24	0.59
III	6795	14861	18	-54.28	0.26	35	0.24
IV-A	12649	13886	31	-8.91	0.25	82	0.59
IV-B	2481	953	10	160.34	0.40	6	0.63
V	1609	2054	4	-21.67	0.25	6	0.29
VI	14330	6742	47	112.55	0.33	62	0.92
VII	7690	8447	22	-8.96	0.29	46	0.54
VIII	2205	560	8	293.75	0.36	8	1.43
IX	3932	3236	34	21.51	0.86	25	0.77
X	3276	3342	30	-1.97	0.92	20	0.60
XI	6468	6258	43	3.36	0.66	67	1.07
XII	7731	2784	44	177.69	0.57	29	1.04
ARMIM	793	563	8	40.85	1.01	7	1.24
CAR	4288	3234	10	32.59	0.23	10	0.31
CARAGA	1555	1183	13	31.45	0.84	19	1.61
NCR	5797	18005	11	-67.80	0.19	91	0.51
<b>Total</b>	<b>89649</b>	<b>95692</b>	<b>349</b>	<b>-6.32</b>	<b>0.39</b>	<b>563</b>	<b>0.59</b>

\*Data is compared to the same time period

**Table 2. Weekly Dengue Summary Report by Region**  
Philippines, as of July 27, 2013

Region	Morbidity Week					32nd Morbidity Week	Cumulative Total	
	28	29	30	31	2013		2012	1st wk to 32nd wk
I	490	547	428	274	19	485	4063	5522
II	228	112	25	6	0	394	3987	4062
III	606	577	561	443	35	1159	6795	14861
IV-A	1234	1096	1054	806	211	1046	12649	13886
IV-B	129	143	83	25	7	99	2481	953
V	113	86	89	61	18	106	1609	2054
VI	1471	1287	1049	503	8	473	14330	6742
VII	347	180	68	8	21	665	7690	8447
VIII	89	50	31	12	0	51	2205	560
IX	124	101	92	14	0	121	3932	3236
X	109	108	165	118	41	355	3276	3342
XI	261	272	283	206	3	324	6468	6258
XII	416	440	320	195	4	96	7731	2784
ARMIM	20	18	18	14	0	56	793	563
CAR	380	305	283	291	26	387	4288	3234
CARAGA	50	25	31	30	0	97	1555	1183
NCR	322	427	423	324	108	1065	5797	18005
<b>Total</b>	<b>6389</b>	<b>5774</b>	<b>5003</b>	<b>3330</b>	<b>501</b>	<b>6979</b>	<b>89649</b>	<b>95692</b>

\*No available data




**Table 3. DENGUE Cases & Deaths by Municipality/City**  
National Capital Region, 2013\* vs 2012


Municipality/City	Cases			Deaths			
	2013	2012	% Change	2013	CFR (%)	2012	CFR (%)
KALOOKAN CITY	660	2092	-68.45	1	0.15	10	0.48
LAS PIÑAS CITY	188	489	-61.55	0	0.00	4	0.82
MAKATI CITY	164	432	-62.04	1	0.61	3	0.69
MALABON CITY	246	664	-62.95	0	0.00	3	0.45
MANDALUYONG CITY	156	271	-42.44	0	0.00	1	0.37
MANILA CITY	913	2716	-66.38	3	0.33	13	0.48
MARIKINA CITY	271	406	-33.25	0	0.00	3	0.74
MUNTINLUPA CITY	164	328	-50.00	0	0.00	2	0.61
NAVOTAS CITY	93	190	-51.05	0	0.00	1	0.53
PARAÑAQUE CITY	371	1044	-64.46	0	0.00	1	0.10
PASAY CITY	231	513	-54.97	0	0.00	1	0.19
PASIG CITY	287	1110	-74.14	0	0.00	7	0.63
PATEROS	9	112	-91.96	0	0.00	1	0.89
QUEZON CITY	1444	5597	-74.20	4	0.28	31	0.55
SAN JUAN CITY	101	277	-63.54	0	0.00	1	0.36
TAGUIG CITY	154	715	-78.46	0	0.00	6	0.84
VALENZUELA CITY	345	1049	-67.11	2	0.58	3	0.29
<b>Total</b>	<b>5797</b>	<b>18005</b>	<b>-67.80</b>	<b>11</b>	<b>0.19</b>	<b>91</b>	<b>0.51</b>

\*Data is compared to the same time period

**EDITORIAL BOARD**

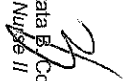
  
Enrique A. Tayag, MD, PHSAE, FFSMID, CESO III  
Director IV


  
Nitó G. Roque, Jr., MD, PHSAE  
Chief, PHSI Division


  
Dulce C. Eleta, RN, MPH  
Nurse IV


  
Vidal E. Pantigano, Jr., RN  
Nurse III


**Support Staff**

  
June Cantata B. Copuz, RN  
Nurse II

  
Allan P. Ignacio  
Computer Operator II

  
Irish Daphne Pastrano-Abrera, RN  
Nurse II

  
Diana Marie L. Sadiasa  
Nurse I

  
Joyse D. Lorico  
Nurse I