



Morbidity Week

28<sup>th</sup>

July 7 – July 13, 2013

## DISEASE SURVEILLANCE REPORT

### Dengue Cases

#### Trend

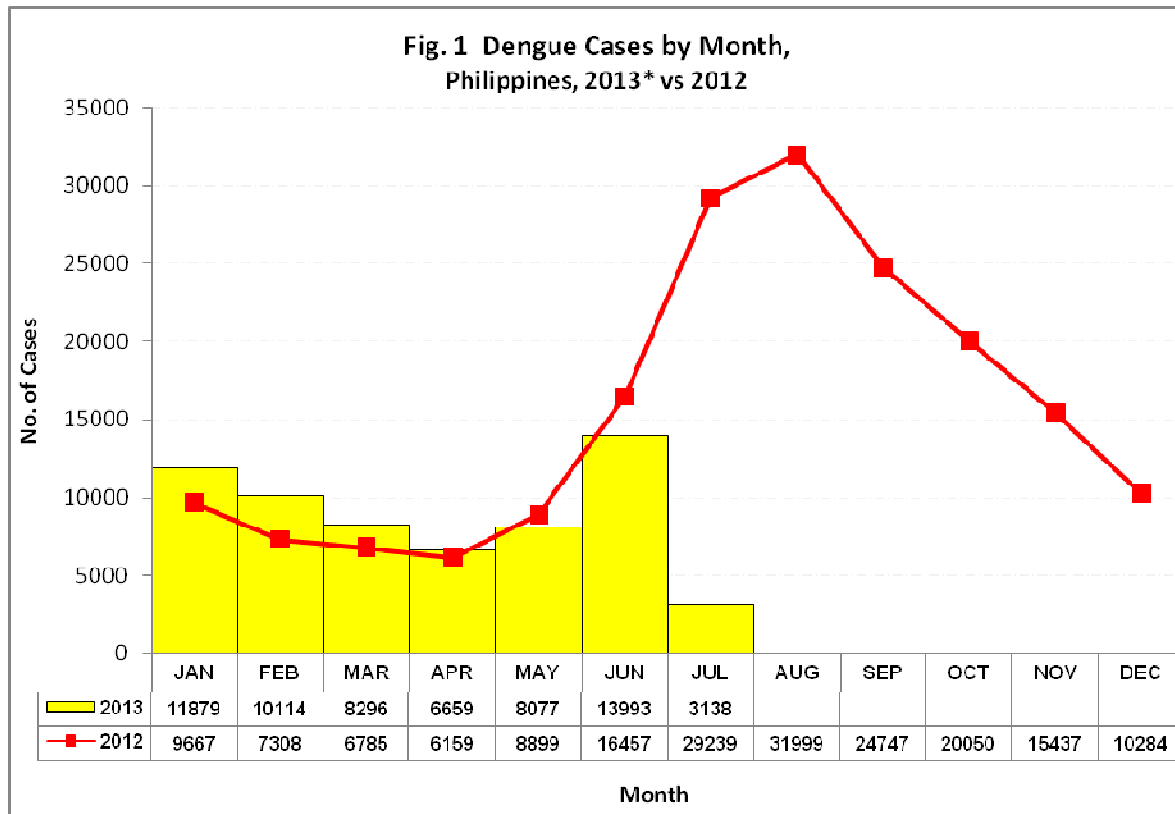
A total of **62,156** dengue cases was reported nationwide from January 1 to July 13, 2013. This is **7.70%** lower compared to the same time period last year (**67,339**).

#### Geographic Distribution

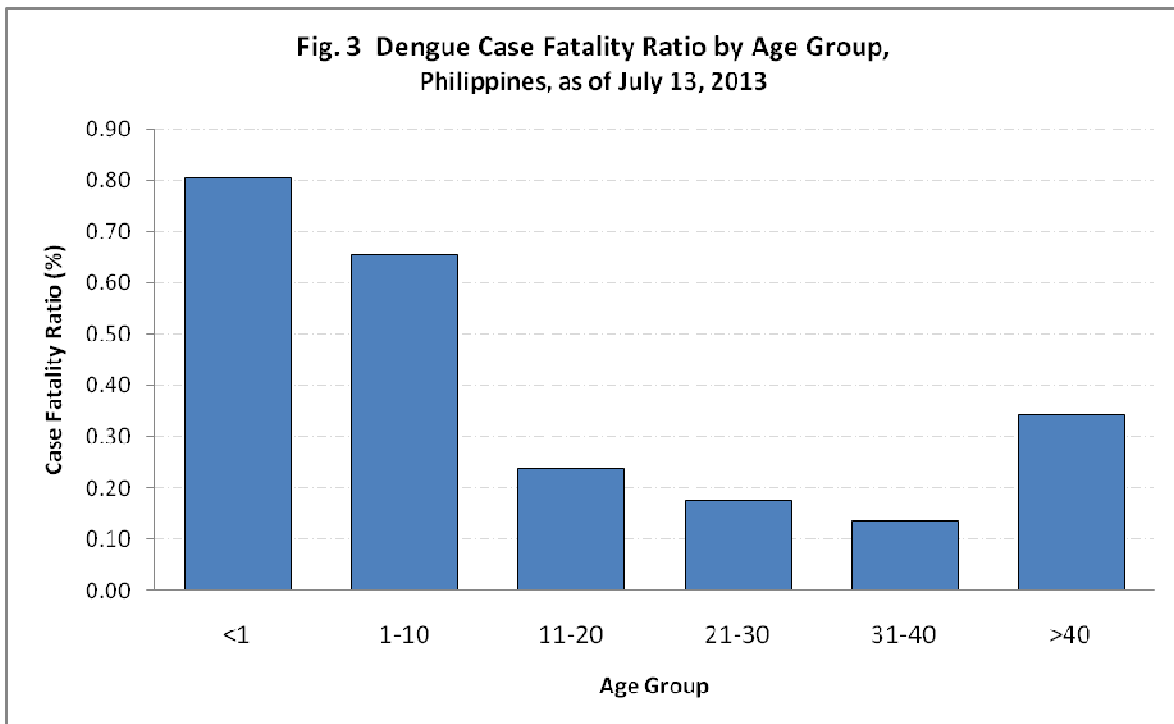
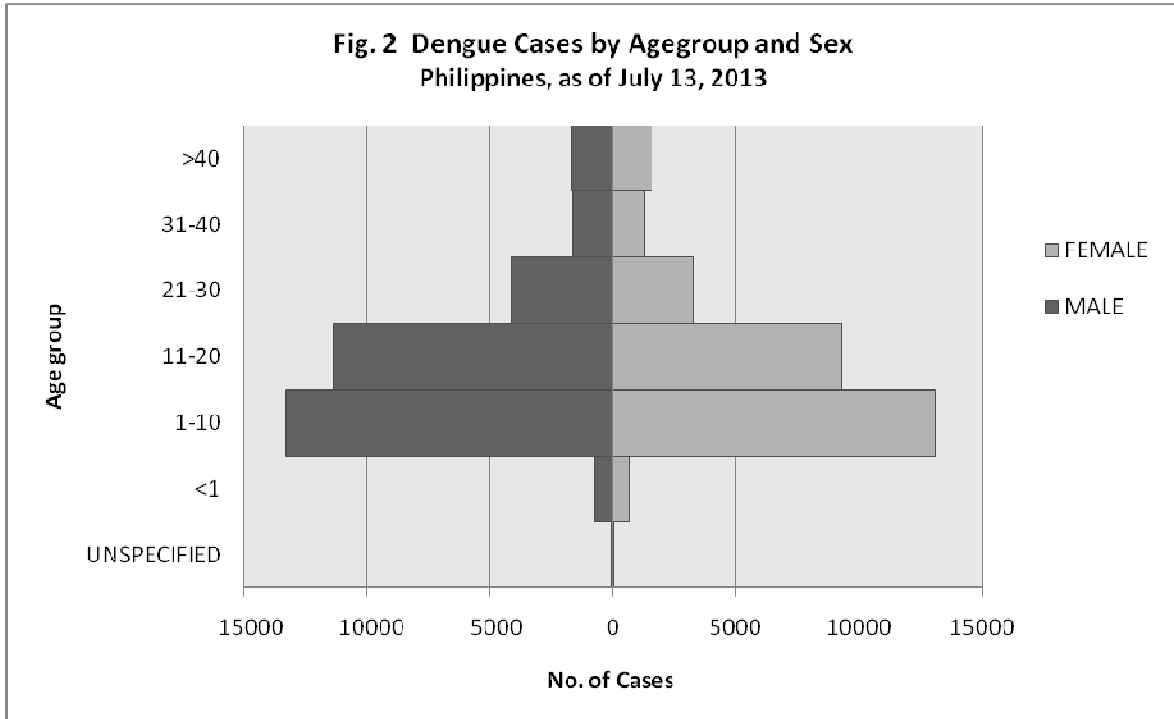
Most of the cases were from the following regions: Region VI (13.25%), Region IVA (12.49%), Region VII (11.18%), Region XII (9.41%) and Region XI (8.63%).

#### Profile of Cases

Ages of cases ranged from less than 1 month to 98 years old (median = 12 years). Majority of cases were male (52.9%). Most (42.49%) of the cases belonged to the 1 to 10 years age group (Fig. 2). There were 263 deaths (CFR 0.42%).



\*partial data





**Table 1. Dengue Cases & Deaths by Region**  
Philippines, 2013\* vs 2012

Region	Cases			Deaths			
	2013	2012	% Change	2013	CFR (%)	2012	CFR (%)
I	1978	3185	-37.90	4	0.20	21	0.66
II	2676	2505	6.83	3	0.11	17	0.68
III	3969	9912	-59.96	8	0.20	20	0.20
IV-A	7762	9439	-17.77	21	0.27	69	0.73
IV-B	1721	605	184.46	7	0.41	4	0.66
V	1191	1580	-24.62	3	0.25	4	0.25
VI	8237	4605	78.87	32	0.39	49	1.06
VII	6947	6133	13.27	21	0.30	40	0.65
VIII	1910	415	360.24	5	0.26	5	1.20
IX	3421	2775	23.28	33	0.96	21	0.76
X	2807	2273	23.49	21	0.75	11	0.48
XI	5362	4919	9.01	32	0.60	50	1.02
XII	5846	2343	149.51	39	0.67	27	1.15
ARMM	707	371	90.57	7	0.99	5	1.35
CAR	2112	1945	8.59	4	0.19	5	0.26
CARAGA	1367	900	51.89	13	0.95	13	1.44
NCR	4143	13434	-69.16	10	0.24	74	0.55
<b>Total</b>	<b>62156</b>	<b>67339</b>	<b>-7.70</b>	<b>263</b>	<b>0.42</b>	<b>435</b>	<b>0.65</b>

\*Data is compared to the same time period

**Table 2. Weekly Dengue Summary Report by Region**  
Philippines, as of July 13, 2013

Region	Morbidity Week				28th Morbidity Week		Cumulative Total	
	24	25	26	27	2013	2012	1st wk to 28th wk	
							2013	2012
I	193	250	310	199	23	568	1978	3185
II	158	196	239	142	16	274	2676	2505
III	229	226	201	197	31	1049	3969	9912
IV-A	268	694	698	617	261	994	7762	9439
IV-B	129	170	119	19	7	57	1721	605
V	53	80	55	64	28	122	1191	1580
VI	800	689	725	480	6	511	8237	4605
VII	141	218	206	139	60	465	6947	6133
VIII	61	41	51	25	6	29	1910	415
IX	130	98	19	35	5	157	3421	2775
X	103	105	114	62	74	191	2807	2273
XI	190	202	183	232	1	307	5362	4919
XII	247	268	279	169	7	109	5846	2343
ARMM	50	32	7	17	6	35	707	371
CAR	145	289	322	239	39	295	2112	1945
CARAGA	30	15	4	7	0	69	1367	900
NCR	191	196	201	181	120	1205	4143	13434
<b>Total</b>	<b>3118</b>	<b>3769</b>	<b>3733</b>	<b>2824</b>	<b>690</b>	<b>6437</b>	<b>62156</b>	<b>67339</b>

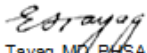


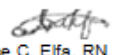
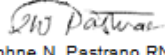

\*No available data



**Table 3. DENGUE Cases & Deaths by Municipality/City**  
National Capital Region, 2013\* vs 2012

Municipality/City	Cases			Deaths			
	2013	2012	% Change	2013	CFR (%)	2012	CFR (%)
KALOOKAN CITY	493	1591	-69.01	1	0.20	8	0.50
LAS PIÑAS CITY	134	337	-60.24	0	0.00	4	1.19
MAKATI CITY	116	326	-64.42	1	0.86	2	0.61
MALABON CITY	188	510	-63.14	0	0.00	2	0.39
MANDALUYONG CITY	127	184	-30.98	0	0.00	1	0.54
MANILA CITY	691	2095	-67.02	3	0.43	12	0.57
MARIKINA CITY	175	276	-36.59	0	0.00	1	0.36
MUNTINLUPA CITY	114	220	-48.18	0	0.00	1	0.45
NAVOTAS CITY	72	157	-54.14	0	0.00	1	0.64
PARAÑAQUE CITY	230	729	-68.45	0	0.00	1	0.14
PASAY CITY	186	373	-50.13	0	0.00	1	0.27
PASIG CITY	218	826	-73.61	0	0.00	7	0.85
PATEROS	9	90	-90.00	0	0.00	0	0.00
QUEZON CITY	965	4281	-77.46	3	0.31	24	0.56
SAN JUAN CITY	62	178	-65.17	0	0.00	1	0.56
TAGUIG CITY	123	488	-74.80	0	0.00	5	1.02
VALENZUELA CITY	240	773	-68.95	2	0.83	3	0.39
<b>Total</b>	<b>4143</b>	<b>13434</b>	<b>-69.16</b>	<b>10</b>	<b>0.24</b>	<b>74</b>	<b>0.55</b>

\*Data is compared to the same time period

EDITORIAL BOARD	Support Staff
 Enrique A. Tayag, MD, PHSAE, FPSMID, CESO III Director IV	 June Cantata B. Corpuz, RN Nurse II
 Vito G. Roque, Jr., MD, PHSAE Chief, PHSI Division	Allan P. Ignacio Computer Operator II
 Dulce C. Elfa, RN, MPH Nurse IV	 Irish Daphne N. Pastrano, RN Nurse II
 Vidal E. Pantilano, Jr., RN Nurse III	