



January 1 – July 29, 2017

Epidemiology Bureau  
Public Health Surveillance Division

TABLE 1. SUMMARY OF CASES

VPD	2017		2016		% Change Reported	% Change Confirmed
	Reported	Confirmed	Reported	Confirmed		
Pertussis	167	36	190	21	↓ -12.11	↑ 71.43

### PERTUSSIS CASES

A total of **167** pertussis cases were reported nationwide from January 1 to July 29, 2017. This is **12.11% lower** than last year (190 cases). Among the reported cases of pertussis, **36 (21.56%) cases were confirmed** and **131 (78.44%) were suspected cases**. Figure 1 presents the trend of pertussis cases by case classification and morbidity week.

Most of the reported cases were from the following regions: **Region IV-A** with 43 cases (25.75%), **NCR** with 38 cases (22.75%), **Region XI** with 25 cases (14.97%) as presented in Figure 2.

FIGURE 1. REPORTED PERTUSSIS CASES BY CASE CLASSIFICATION AND MORBIDITY WEEK, PHILIPPINES, JANUARY 1 – JULY 29, 2017 (N=167)

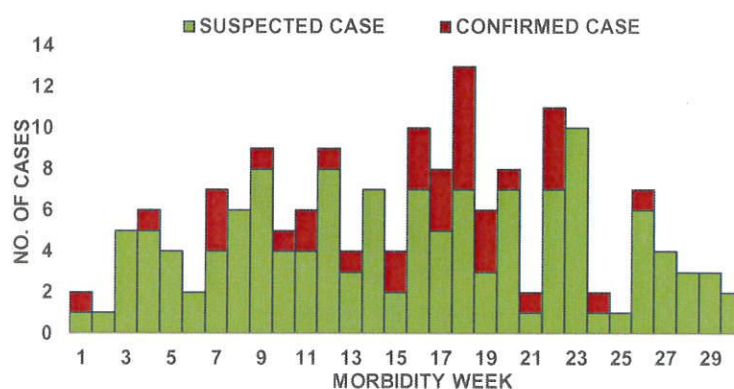
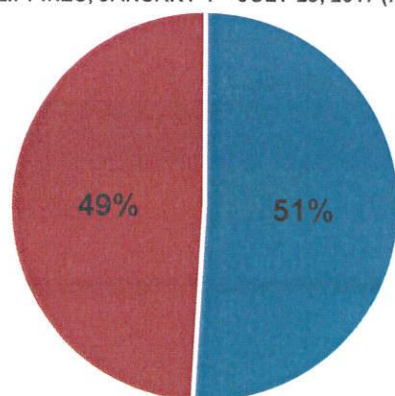


FIGURE 3. REPORTED PERTUSSIS CASES BY SEX, PHILIPPINES, JANUARY 1 – JULY 29, 2017 (N=167)



■ MALE ■ FEMALE

FIGURE 4. VACCINATION STATUS OF REPORTED PERTUSSIS CASES BY AGE GROUP, PHILIPPINES, JANUARY 1 – JULY 29, 2017 (N=167)

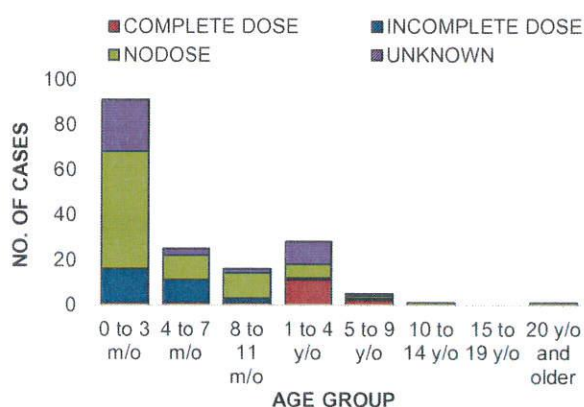
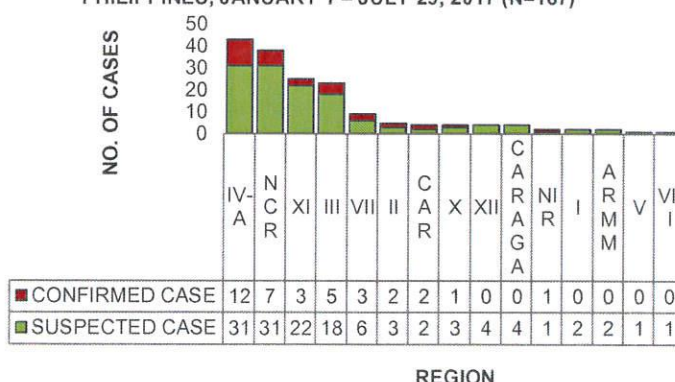


FIGURE 2. REPORTED PERTUSSIS CASES BY CASE CLASSIFICATION AND REGION, PHILIPPINES, JANUARY 1 – JULY 29, 2017 (N=167)



REGION

see Annex A for case distribution by barangay

TABLE 2. DEATHS AMONG REPORTED PERTUSSIS CASES BY REGION AND CASE CLASSIFICATION, PHILIPPINES, JANUARY 1 – JULY 29, 2017 (n=9)

REGION	DEATHS			
	CONFIRMED	SUSPECTED	Total Deaths	CFR%
III	0	2	2	11.11
IV-A	1	3	4	9.30
NCR	2	1	3	7.89
PHILIPPINES	3	6	9	5.39



January 1 – July 29, 2017

Epidemiology Bureau  
Public Health Surveillance Division

Eighty five (51%) out of the 167 reported pertussis were male (Figure 3). Majority of the reported pertussis cases belonged to 0 to 3 months old age group (91, 54.49%). Almost half (83, 49.70%) of the cases did not receive any DPT dose while 39 (23.35%) cases have unknown immunization status. Twenty nine (17.37%) cases have incomplete dose of DPT and 16 (9.58%) cases have complete dose of DPT as shown in Figure 4. In Table 2, there were 9 deaths (CFR=5.39%). Of these, 3 (33.33%) were laboratory confirmed pertussis case and 6 (66.67%) were suspected pertussis cases.

FIGURE 5. CONFIRMED PERTUSSIS CASES BY SEX, PHILIPPINES, JANUARY 1 – JULY 29, 2017 (n=36)

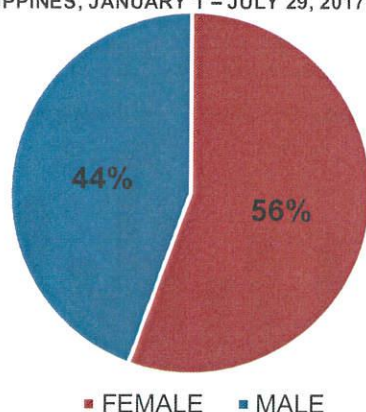
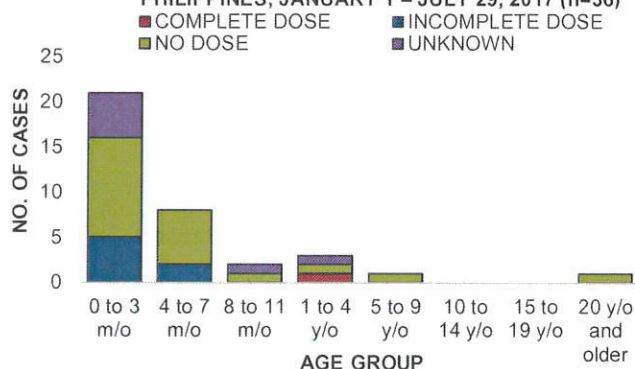


FIGURE 6. VACCINATION STATUS OF CONFIRMED PERTUSSIS CASES BY AGE GROUP, PHILIPPINES, JANUARY 1 – JULY 29, 2017 (n=36)



Twenty (56%) out of the 36 confirmed pertussis cases were female (Figure 5). Majority of the confirmed pertussis cases belonged to 0 to 3 months old age group (21, 58.33%). Twenty one (58.33%) cases did not receive any dose of DPT while 7 (19.44%) cases received incomplete DPT dose same with confirmed cases who have unknown immunization status. One (2.78%) case received complete DPT dose as shown in Figure 6.

#### PERTUSSIS CLUSTERS

One new pertussis cluster was identified for morbidity week 30 as follows:

MW	Region	Province	Muncity	Barangay	No. of Confirmed Cases	No. of Suspect Cases
14	CARAGA	SURIGAO DEL SUR	CARMEN	HINAPOYAN	0	3

#### Editorial Board

MARIEL A. DEJESA, MD, MPM  
Medical Officer IV, PHSD

JUNE CANTATA B. CORPUZ, RN  
Nurse III, PIDSR National Coordinator

JEZZA JONAH D. CRUCENA, RN  
Nurse III, VPDS National Coordinator





January 1 – July 29, 2017

Epidemiology Bureau  
 Public Health Surveillance Division

**ANNEX A. REPORTED PERTUSSIS CASES BY BARANGAY**

REPORTED PERTUSSIS CASES PHILIPPINES, JANUARY 1 - JULY 29, 2017 (N=167)					
REGION	PROVINCE	MUNCITY	BARANGAY	NO. OF CASES as of MW 1-29	NO. OF NEW CASES (MW30)
I	PANGASINAN	DAGUPAN CITY	PUGARO SUIT	1	0
		SAN JACINTO	SAN VICENTE	1	0
II	CAGAYAN	BAGGAO	AGAMAN NORTE	3	0
		TUGUEGARAO CITY	PENGUE (PENGUE-RUYU)	1	0
			UNSPECIFIED	1	0
III	BATAAN	BALANGA CITY	SAN JOSE	1	0
		HERMOSA	ALMACEN	1	0
	BULACAN	SAN JOSE DEL MONTE CITY	SAPANG PALAY	1	0
	NUEVA ECIJA	SAN JOSE CITY	SIBUT	1	0
		ANGELES CITY	MALABANIAS	1	0
		APALIT	SAMPALOC	1	0
		ARAYAT	SAN AGUSTIN NORTE	1	0
		CANDABA	DALAYAP	1	0
		GUAGUA	SAN RAFAEL (DUCK ISLAND)	1	0
		LUBAO	CONCEPCION	1	0
		MABALACAT	DAPDAP	1	0
			MABIGA	1	0
			SANTA MARIA	1	0
		MEXICO	DIVISORIA	1	0
			PANDACAQUI	0	1
			PARIAN (POB.)	1	0
		SAN FERNANDO CITY	DEL PILAR	1	0
			QUEBIAUAN	1	0
			SANTO NIÑO	1	0
	TARLAC	BAMBAN	LOURDES	1	0
			SAN NICOLAS (POB.)	2	0
	ZAMBALES	SAN ANTONIO	BURGOS (POB.)	1	0
IV-A	BATANGAS	IBAAN	TULAY	1	0
		LIPA CITY	PUSIL	1	0
	CAVITE	BACOR	MOLINO IV	1	0
			ZAPOTE V	1	0
		DASMARIÑAS	LANGKAAN I	1	0
		GEN. MARIANO ALVAREZ	BARANGAY 2 POBLACION	1	0
			GAVINO MADERAN	1	0
		MAGALLANES	BENDITA I	1	0
			URDANETA	1	0
		MENDEZ	ASIS I	1	0
			ASIS III	1	0
		SILANG	BILUSO	1	0
		TANZA	PARADAHAN I	1	0
		TERNATE	POBLACION III (BARANGAY III)	0	1
		TRECE MARTIRES CITY	CABUCO	1	0
	LAGUNA	CABUYAO	MAMATID	1	0
		PANGIL	SULIB	1	0
		SAN PABLO CITY	CONCEPCION	1	0
		SAN PEDRO	MAGSAYSAY	1	0
		SANTA ROSA	APLAYA	1	0
	QUEZON	LUCBAN	UNSPECIFIED	1	0
		LUCENA CITY	BARANGAY 8 (POB.)	1	0
			IBABANG DUPAY	1	0



January 1 – July 29, 2017

Epidemiology Bureau  
Public Health Surveillance Division

ANNEX A. REPORTED PERTUSSIS CASES BY BARANGAY, *continuation*

REPORTED PERTUSSIS CASES PHILIPPINES, JANUARY 1 - JULY 29, 2017 (N=167)					
REGION	PROVINCE	MUNCITY	BARANGAY	NO. OF CASES as of MW 1-29	NO. OF NEW CASES (MW30)
IV-A	QUEZON	LUCENA CITY	IBABANG IYAM	2	0
			ILAYANG IYAM	1	0
			MAYAO KANLURAN	1	0
		MULANAY	BARANGAY 4 (POB.)	1	0
		PAGBILAO	BARANGAY 1 CASTILLO (POB.)	1	0
			IKIRIN	1	0
			BARANGAY III (POB.)	0	1
		SAN NARCISO	WHITE CLIFF	1	0
		SARIAYA	MAMALA II	1	0
		TIAONG	LALIG	1	0
	RIZAL	ANTIPOLO CITY	SAN JOSE (POB.)	1	0
			SAN ROQUE (POB.)	1	0
		CAINTA	SAN ISIDRO	1	0
			SANTA ROSA	1	0
		RODRIGUEZ	SAN ISIDRO	2	0
		SAN MATEO	SANTA ANA	1	0
			SILANGAN	2	0
V	MASBATE	MILAGROS	MOISES R. ESPINOSA	1	0
VII	CEBU	CEBU CITY	MAMBALING	1	0
			PARDO (POB.)	1	0
		DUMANJUG	PAWA	1	0
		MANDAUE CITY	CANDUMAN	1	0
			MAGUIKAY	1	0
		NAGA	INAYAGAN	1	0
		SAN FRANCISCO	CONSUELO	1	0
		TABUELAN	TABUNOK	1	0
		TALISAY CITY	SAN ROQUE	1	0
VIII	LEYTE	TACLOBAN CITY	BARANGAY 74	1	0
X	BUKIDNON	KALILANGAN	MALINAO	1	0
		LIBONA	SAN JOSE	1	0
		MALAYBALAY CITY	SILAE	1	0
	LANAO DEL NORTE	ILIGAN CITY	TUBOD	1	0
XI	DAVAO DEL NORTE	CARMEN	SANTO NIÑO	1	0
		TALAINGOD	DAGOHOY	1	0
	DAVAO DEL SUR	DAVAO CITY	BARANGAY 2-A (POB.)	1	0
			BARANGAY 20-B (POB.)	1	0
			BARANGAY 23-C (POB.)	1	0
			BUCANA	1	0
			BUHANGIN (POB.)	1	0
			CABANTIAN	0	1
			COMMUNAL	1	0
			DACUDAO	1	0
			MA-A	1	0
			MATINA APLAYA	1	0
			PAMPANGA	1	0
			SASA	5	0
			TORIL (POB.)	1	0
			ALMENDRAS (POB.)	1	0
			ZONE III (POB.)	1	0
	DAVAO ORIENTAL	GOVERNOR GENEROSO	DON AURELIO CHICOTE	1	0
			PUNDAGUITAN	1	0
			TIBANBAN	1	0
		LUPON	DON MARIANO MARCOS	1	0





January 1 – July 29, 2017

Epidemiology Bureau  
 Public Health Surveillance Division

ANNEX A. REPORTED PERTUSSIS CASES BY BARANGAY, *continuation*

REPORTED PERTUSSIS CASES PHILIPPINES, JANUARY 1 - JULY 29, 2017 (N=167)					
REGION	PROVINCE	MUNCITY	BARANGAY	NO. OF CASES as of MW 1-29	NO. OF NEW CASES (MW30)
XII	NORTH COTABATO	M'LANG	BAGONTAPAY	1	0
	SOUTH COTABATO	NORALA	POBLACION	1	0
		TANTANGAN	POBLACION	1	0
		SULTAN KUDARAT	COLUMBIO	POBLACION	1
ARMM	LANAO DEL SUR	BAYANG	CADINGILAN OCCIDENTAL	1	0
	SULU	JOLO	BUS-BUS	1	0
CAR	BENGUET	LA TRINIDAD	LUBAS	1	0
			POBLACION	1	0
			TAWANG	2	0
CARAGA	SURIGAO DEL NORTE	SURIGAO CITY	SAN ROQUE	0	1
	SURIGAO DEL SUR	CARMEN	HINAPOYAN	0	3
NCR	METRO MANILA	CALOOCAN CITY	BAGONG BARRIO	1	0
			BARANGAY 65	1	0
			BARANGAY 96	1	0
			BARANGAY 161	1	0
			BARANGAY 164	1	0
			BARANGAY 178	1	0
		LAS PIÑAS CITY	PULANG LUPA UNO	1	0
		MAKATI CITY	COMEMBO	1	0
		MANDALUYONG CITY	ADDITION HILLS	1	0
		MANILA	BARANGAY 579	1	0
			BARANGAY 669	1	0
			BARANGAY 773	1	0
			BARANGAY 91	1	0
		NAVOTAS	NORTH BAY BLVD., SOUTH	1	0
			SAN ROQUE	1	0
		PARAÑAQUE CITY	SAN DIONISIO	1	0
		PASIG CITY	BAGONG ILOG	1	0
		QUEZON CITY	ALICIA	1	0
			BAESA	1	0
			BAGONG PAG-ASA	1	0
			BAHAY TORO	1	0
			BATASAN HILLS	2	0
			COMMONWEALTH	1	0
			HOLY SPIRIT	1	0
			MARILAG	1	0
			NORTH FAIRVIEW	1	0
			OBRERO	1	0
			OLD BALARA	1	0
			PASONG TAMO	1	0
			PAYATAS	2	0
			PAYATAS B	1	0
			PINYAHAN	1	0
			SAN ROQUE	1	0
			SAUYO	1	0
			TANDANG SORA	1	0
			TATALON	1	0
NIR	NEGROS OCCIDENTAL	BACOLOD CITY	GRANADA	1	0
			VILLAMONTE	1	0
PHILIPPINES				159	8

