






This report provides data for notifiable disease reported in PIDSR from the period of January 1 to October 20, 2018 or Morbidity Weeks 1 to 42. Below is the summary table of diseases with their corresponding distribution and the percentage difference from the same period last year. An increase in percent difference were noted in Measles (774%), Leptospirosis (114%), Dengue (25%) and Rabies (5%).

Diseases/ Conditions	No. of Cases as of Morbidity Week 42 (%) Change vs Same Time Period in 2017)
<b>Vaccine Preventable Diseases:</b>	
- Acute Flaccid Paralysis (AFP)	309 (↓11%)
- Diphtheria	133 (↓16%)
<b>- Measles</b>	<b>2,973 (↑774%)</b>
- Neonatal Tetanus	43 (↓41%)
- Non-Neonatal Tetanus	670 (↓21%)
- Pertussis	275 (↓1%)
- Rubella	111 (↓76%)
<b>Acute Meningitis-Encephalitis Syndrome (AMES)</b>	<b>3,274 (↓1%)</b>
<b>Zoonotic Diseases:</b>	
- Chikungunya	2,153 (↓9%)
<b>- Dengue</b>	<b>151,789 (↑25%)</b>
<b>- Leptospirosis</b>	<b>4,684 (↑114%)</b>
<b>- Rabies</b>	<b>237 (↑5%)</b>
<b>Food and Water-Borne Diseases</b>	
- Acute Bloody Diarrhea	15,219 (↓9%)
- Rotavirus	2,436 (↓31%)
- Cholera	1,638 (↓54%)
- Hepatitis A	277 (↓32%)
- Typhoid Fever	17,307 (↓16%)
<b>Influenza-Like Illness (ILI)</b>	<b>105,753 (↓19%)</b>
<b>Meningococcal Disease</b>	<b>173 (↓8%)</b>

Editorial Board

  
**FERCHITO L. AVELINO, MD, PHSAE** 11/6/18  
 OIC - Director IV, Epidemiology Bureau

  
**MA. NEMIA L. SUCALDITO, MD, PHSAE**  
 Medical Officer V

  
**HERDIE L. HIZON**  
 Supervising Health Program Officer  
 Data Integrity Manager