






This report provides data for notifiable disease reported in PIDSR from the period of January 1 to September 22, 2018 or Morbidity Weeks 1 to 38. Below is the summary table of diseases with their corresponding distribution and the percentage difference from the same period last year. An increase in percent difference were noted in Measles (1,281%), Leptospirosis (146%), Dengue (13%), Acute Meningitis-Encephalitis Syndrome (AMES) (5%) and Rabies (2%).

Diseases/ Conditions	No. of Cases as of Morbidity Week 38 (%) Change vs Same Time Period in 2017)
Vaccine Preventable Diseases:	
- Acute Flaccid Paralysis (AFP)	274 (↓15%)
- Diphtheria	121 (↓12%)
- Measles	2,652 (↑1,281%)
- Neonatal Tetanus	41 (↓37%)
- Non-Neonatal Tetanus	590 (↓25%)
- Pertussis	242 (↓2%)
- Rubella	105 (↓76%)
Acute Meningitis-Encephalitis Syndrome (AMES)	3,044 (↑5%)
Zoonotic Diseases:	
- Chikungunya	1,990 (↓11%)
- Dengue	122,134 (↑13%)
- Leptospirosis	4,135 (↑146%)
- Rabies	209 (↑2%)
Food and Water-Borne Diseases	
- Acute Bloody Diarrhea	13,855(↓11%)
- Rotavirus	2,223 (↓34%)
- Cholera	1,457, (↓57%)
- Hepatitis A	265 (↓30%)
- Typhoid Fever	15,483 (↓17%)
Influenza-Like Illness (ILI)	92,995 (↓20%)
Meningococcal Disease	167 (↓5%)

Editorial Board


FERCHITO L. AVELINO, MD, PHSAE
 OIC - Director IV, Epidemiology Bureau


 MA. NEMIA L. SUGALDITO, MD, PHSAE
 Medical Officer V


HERDIE L. HIZON
 Supervising Health Program Officer
 Data Integrity Manager