






This report provides data for notifiable disease reported in PIDSR from the period of January 1 to September 1, 2018 or Morbidity Weeks 1 to 35. Below is the summary table of diseases with their corresponding distribution and the percentage difference from the same period last year. An increase in percent difference were noted in Measles (2,364%), Leptospirosis (131%), Acute Meningitis-Encephalitis Syndrome (AMES) (7%), Dengue (6%), Rabies (4%) and Pertussis (2%).


Diseases/ Conditions	No. of Cases as of Morbidity Week 35 (%) Change vs Same Time Period in 2017)
Vaccine Preventable Diseases:	
- Acute Flaccid Paralysis (AFP)	256 (↓14%)
- Diphtheria	111 (↓15%)
- Measles	2,390 (↑2,364%)
- Neonatal Tetanus	39 (↓37%)
- Non-Neonatal Tetanus	537 (↓26%)
- Pertussis	231 (↑2%)
- Rubella	101 (↓76%)
Acute Meningitis-Encephalitis Syndrome (AMES)	2,773 (↑7%)
Zoonotic Diseases:	
- Chikungunya	1,630 (↓24%)
- Dengue	100,225 (↑6%)
- Leptospirosis	3,220 (↑131%)
- Rabies	197 (↑4%)
Food and Water-Borne Diseases	
- Acute Bloody Diarrhea	12,783 (↓13%)
- Rotavirus	2,156 (↓33%)
- Cholera	1,297 (↓60%)
- Hepatitis A	236 (↓35%)
- Typhoid Fever	14,023 (↓18%)
Influenza-Like Illness (ILI)	82,590 (↓21%)
Meningococcal Disease	147 (↓6%)

Editorial Board


FERCHITO L. AVELINO, MD, PHSAE
 OIC - Director IV, Epidemiology Bureau


MA. NEMIA L. SUCALDITO, MD, PHSAE
 Medical Officer V


MARIEL A. DEJESA, MD, MPM
 Medical Officer IV


HERDIE L. HIZON
 Supervising Health Program Officer
 Data Integrity Manager

Case counts reported here do NOT represent the final number and are subject to change after inclusion of delayed reports and review of cases. All 2017 data reflects partial data only of all regions.
 A PDF file of this report is available at www.doh.gov.ph/statistics.