






This report provides data for notifiable disease reported in PIDSR from the period of January 1 to August 26, 2018 or Morbidity Weeks 1 to 34. Below is the summary table of diseases with their corresponding distribution and the percentage difference from the same period last year. An increase in percent difference were noted in Measles (2,786%), Leptospirosis (120%), Acute Meningitis-Encephalitis Syndrome (AMES) (12%), Dengue (3%), Rabies (5%) and Pertussis (4%).


Diseases/ Conditions	No. of Cases as of Morbidity Week 34 (%) Change vs Same Time Period in 2017)
Vaccine Preventable Diseases:	
- Acute Flaccid Paralysis (AFP)	246 (↓10%)
- Diphtheria	107 (↓16%)
- Measles	2,338 (↑2,786%)
- Neonatal Tetanus	39 (↓35%)
- Non-Neonatal Tetanus	526 (↓25%)
- Pertussis	231 (↑4%)
- Rubella	100 (↓76%)
Acute Meningitis-Encephalitis Syndrome (AMES)	2,791 (↑12%)
Zoonotic Diseases:	
- Chikungunya	1,524 (↓28%)
- Dengue	93,678 (↑3%)
- Leptospirosis	2,960 (↑120%)
- Rabies	196 (↑5%)
Food and Water-Borne Diseases	
- Acute Bloody Diarrhea	12,435 (↓13%)
- Rotavirus	2,060 (↓35%)
- Cholera	1,281 (↓59%)
- Hepatitis A	231 (↓35%)
- Typhoid Fever	12,905 (↓22%)
Influenza-Like Illness (ILI)	79,729 (↓21%)
Meningococcal Disease	144 (↓5)

Editorial Board


FERCHITO L. AVELINO, MD, PHSAE
 OIC - Director IV, Epidemiology Bureau


MA. NEMIA L. SUCALDITO, MD, PHSAE
 Medical Officer V


MARIEL A. DEJESA, MD, MPM
 Medical Officer IV


HERDIE L. HIZON
 Supervising Health Program Officer
 Data Integrity Manager