






This report provides data for notifiable disease reported in PIDSR from the period of January 1 to June 23, 2018 or Morbidity Weeks 1 to 25. Below is the summary table of diseases with their corresponding distribution and the percentage difference from the same period last year. An increase in percent difference were noted in Measles (5,283%), Leptospirosis (35%), Chikungunya (35%), Acute Meningitis-Encephalitis Syndrome (AMES) (16%), Pertussis (7%) and Meningococcal Disease (3%).


Diseases/ Conditions	No. of Cases as of Morbidity Week 25 (%) Change vs Same Time Period in 2017)
Vaccine Preventable Diseases:	
- Acute Flaccid Paralysis (AFP)	168 (↓38%)
- Diphtheria	74 (↓19%)
- Measles	1,884 (↑5,283%)
- Neonatal Tetanus	27 (↓43%)
- Non-Neonatal Tetanus	377 (↓30%)
- Pertussis	178 (↑7%)
- Rubella	63 (↓78%)
Acute Meningitis-Encephalitis Syndrome (AMES)	1,902 (↑16%)
Zoonotic Diseases:	
- Chikungunya	588 (↑35%)
- Dengue	46,929 (↓3%)
- Leptospirosis	1,085 (↑35%)
- Rabies	139 (↓5%)
Food and Water-Borne Diseases	
- Acute Bloody Diarrhea	9,074 (↓15%)
- Rotavirus	1,387 (↓46%)
- Cholera	940 (↓61%)
- Hepatitis A	111 (↓59%)
- Typhoid Fever	8,783 (↓20%)
Influenza-Like Illness (ILI)	58,166 (↓14%)
Meningococcal Disease	107 (↑3%)


Editorial Board



FERCHITO L. AVELINO, MD, PHSAE
 OIC - Director IV, Epidemiology Bureau



MA. NEMIA L. SUCALDITO, MD, PHSAE
 Medical Officer V


**VIKKI CARR D. DE LOS REYES, MD,
 PHSAE**
 PIDSR Unit Head


MARIEL A. DEJESA, MD, MPM
 Medical Officer IV


HERDIJE L. HIZON
 Supervising Health Program Officer
 Data Integrity Manager


JEZZA JONAH C. ACLAN, RN, MPH
 Disease Surveillance Supervisor


JUNE CANTATA B. CORPUZ, RN
 Disease Surveillance Supervisor