






This report provides data for notifiable disease reported in PIDSR from the period of January 1 to June 2, 2018 or Morbidity Weeks 1 to 22. Below is the summary table of diseases with their corresponding distribution and the percentage difference from the same period last year. An increase in percent difference were noted in Measles (5,190%), Leptospirosis (39%) and Acute Meningitis-Encephalitis Syndrome (AMES) (17%).


Diseases/ Conditions	No. of Cases as of Morbidity Week 22 (%) Change vs Same Time Period in 2017)
Vaccine Preventable Diseases:	
- Acute Flaccid Paralysis (AFP)	143 (↓39%)
- Diphtheria	60 (↓26%)
- Measles	1,587 (↑5,190%)
- Neonatal Tetanus	18 (↓58%)
- Non-Neonatal Tetanus	311 (↓35%)
- Pertussis	147 (↓1%)
- Rubella	59 (↓77%)
Acute Meningitis-Encephalitis Syndrome (AMES)	
	1,641 (↑17%)
Zoonotic Diseases:	
- Chikungunya	425 (↓2.5%)
- Dengue	39,578 (↓6%)
- Leptospirosis	981 (↑39%)
- Rabies	114 (↓11%)
Food and Water-Borne Diseases	
- Acute Bloody Diarrhea	7,677 (↓17%)
- Rotavirus	1,135 (↓41%)
- Cholera	817 (↓64%)
- Hepatitis A	103 (↓58%)
- Typhoid Fever	7,206 (↓24%)
Influenza-Like Illness (ILI)	51,080 (↓15%)
Meningococcal Disease	91 (↓2%)


Editorial Board



FERCHITO L. AVELINO, MD, PHSAE
 OIC - Director IV, Epidemiology Bureau



MA. NEMIA L. SUCALDITO, MD, PHSAE
 Medical Officer V


**VIKKI CARR D. DE LOS REYES, MD,
 PHSAE**
 PIDSR Unit Head


MARIEL A. DEJESA, MD, MPM
 Medical Officer IV


HERDIE L. HIZON
 Supervising Health Program Officer
 Data Integrity Manager


JEZZA JONAH C. ACLAN, RN, MPH
 Disease Surveillance Supervisor


JUNE CANTATA B. CORPUZ, RN
 Disease Surveillance Supervisor