





This report provides data for notifiable disease reported in PIDS from the period of January 1 to May 12, 2018 or Morbidity Weeks 1 to 19. Below is the summary table of diseases with their corresponding distribution and the percentage difference from the same period last year. As can be noted, Measles (4,957 % inc.), Acute Meningitis-Encephalitis Syndrome (AMES) (15% inc.), Leptospirosis (40% inc.) and Chikungunya (5% inc.) have shown percentage increased from same period last year.


Diseases/ Conditions	No. of Cases as of Morbidity Week 19 (% Change vs Same Time Period in 2017)
Vaccine Preventable Diseases:	
- Acute Flaccid Paralysis (AFP)	119 (↓42%)
- Diphtheria	48 (↓35%)
- Measles	1,416 (↑4,957%)
- Neonatal Tetanus	14 (↓60%)
- Non-Neonatal Tetanus	276 (↓34%)
- Pertussis	108 (↓16%)
- Rubella	53 (↓78%)
Acute Meningitis-Encephalitis Syndrome (AMES)	
	1,378 (↑15%)
Zoonotic Diseases:	
- Chikungunya	391 (↑5%)
- Dengue	34,993 (↓10%)
- Leptospirosis	883 (↑40%)
- Rabies	93(↓11%)
Food and Water-Borne Diseases	
- Acute Bloody Diarrhea	6,625 (↓16%)
- Rotavirus	976 (↓51%)
- Cholera	726 (↓52%)
- Hepatitis A	82 (↓60%)
- Typhoid Fever	6,269 (↓23%)
Influenza-Like Illness (ILI)	46,547 (↓13%)
Meningococcal Disease	72 (↓5%)


Editorial Board



FERCHITO L. AVELINO, MD, PHSAE
 OIC - Director IV, Epidemiology Bureau


MA. NEMIA L. SUCALDITO, MD, PHSAE
 Medical Officer V


**VIKKI CARR D. DE LOS REYES, MD,
 PHSAE**
 PIDS Unit Head


MARIEL A. DEJESA, MD, MPM
 Medical Officer IV


HERDIE L. HIZON
 Supervising Health Program Officer
 Data Integrity Manager


JEZA JONAH C. ACLAN, RN
 Disease Surveillance Supervisor


JUNE CANTATA B. CORPUZ, RN
 Disease Surveillance Supervisor