



January 1 – July 22, 2017

Epidemiology Bureau  
Public Health Surveillance Division

TABLE 1. SUMMARY OF CASES

VPD	2017		2016		% Change Reported	% Change Confirmed
	Reported	Confirmed	Reported	Confirmed		
Pertussis	159	35	187	21	↓ -14.97	↑ 66.67

## PERTUSSIS CASES

A total of **159** pertussis cases were reported nationwide from January 1 to July 22, 2017. This is **14.97% lower** than last year (187 cases). Among the reported cases of pertussis, **35 (22.01%) cases were confirmed** and **124 (77.99%) were suspected cases**. Figure 1 presents the trend of pertussis cases by case classification and morbidity week.

Most of the reported cases were from the following regions: **Region IV-A** with 41 cases (25.79%), **NCR** with 38 cases (23.90%), **Region XI** with 24 cases (15.09%) as presented in Figure 2.

FIGURE 1. REPORTED PERTUSSIS CASES BY CASE CLASSIFICATION AND MORBIDITY WEEK, PHILIPPINES, JANUARY 1 – JULY 22, 2017 (N=159)

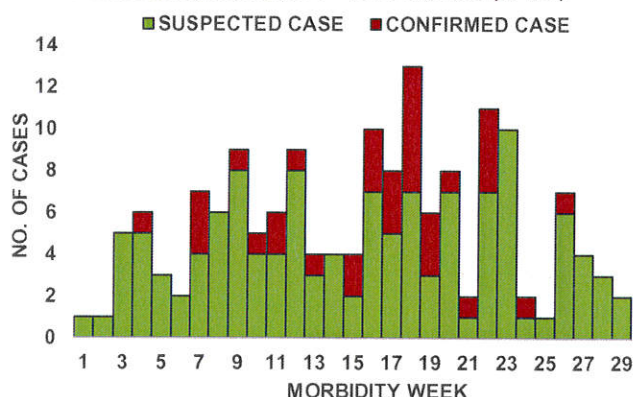
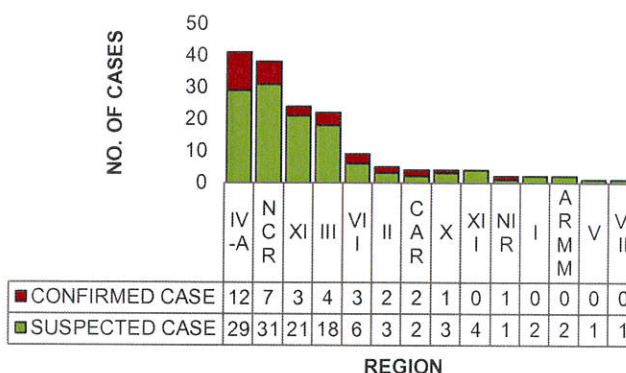


FIGURE 2. REPORTED PERTUSSIS CASES BY CASE CLASSIFICATION AND REGION, PHILIPPINES, JANUARY 1 – JULY 22, 2017 (N=159)



see Annex A for case distribution by barangay

Eighty (51%) out of the 159 reported pertussis were male (Figure 3). Majority of the reported pertussis cases belonged to 0 to 3 months old age group (91, 57.23%). More than half (81, 50.94%) of the cases did not receive any DPT dose while 33 (20.75%) cases have unknown immunization status. Twenty nine (18.24%) cases have incomplete dose of DPT and 16 (10.06%) cases have complete dose of DPT as shown in Figure 4. In Table 2, there were 9 deaths (CFR=5.66%). Of these, 3 (33.33%) were laboratory confirmed pertussis case and 6 (66.67%) were suspected pertussis cases.

FIGURE 3. REPORTED PERTUSSIS CASES BY SEX, PHILIPPINES, JANUARY 1 – JULY 22, 2017 (N=159)

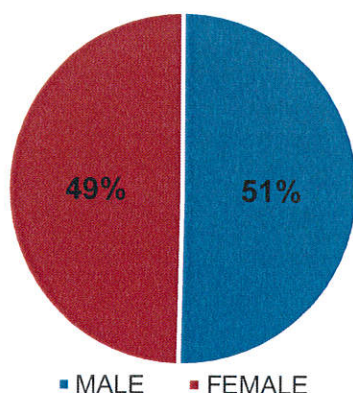
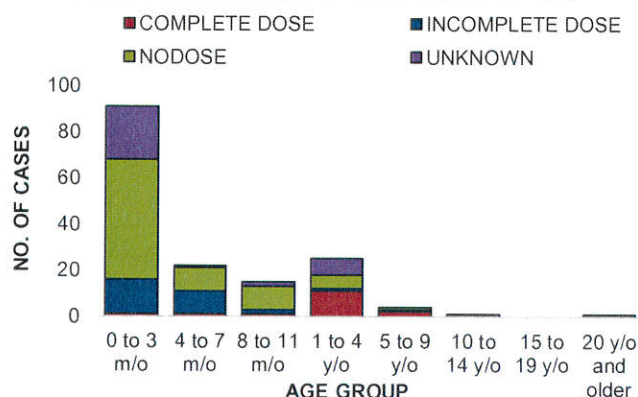


FIGURE 4. VACCINATION STATUS OF REPORTED PERTUSSIS CASES BY AGE GROUP, PHILIPPINES, JANUARY 1 – JULY 22, 2017 (N=159)





January 1 – July 22, 2017

Epidemiology Bureau  
Public Health Surveillance Division

TABLE 2. DEATHS AMONG REPORTED PERTUSSIS CASES BY  
REGION AND CASE CLASSIFICATION,  
PHILIPPINES, JANUARY 1 – JULY 22, 2017 (n=9)

REGION	DEATHS			
	CONFIRMED	SUSPECTED	Total Deaths	CFR%
III	0	2	2	9.09
IV-A	1	3	4	9.76
NCR	2	1	3	7.89
<b>PHILIPPINES</b>	<b>3</b>	<b>6</b>	<b>9</b>	<b>5.66</b>

Twenty (57%) out of the 35 confirmed pertussis cases were female (Figure 5). Majority of the confirmed pertussis cases belonged to 0 to 3 months old age group (21, 60%). Twenty (57.14%) cases did not receive any dose of DPT while 7 (20%) cases received incomplete DPT dose same with confirmed cases who have unknown immunization status. One (2.86%) case received complete DPT dose as shown in Figure 6.

FIGURE 5. CONFIRMED PERTUSSIS CASES BY SEX,  
PHILIPPINES, JANUARY 1 – JULY 22, 2017 (n=35)

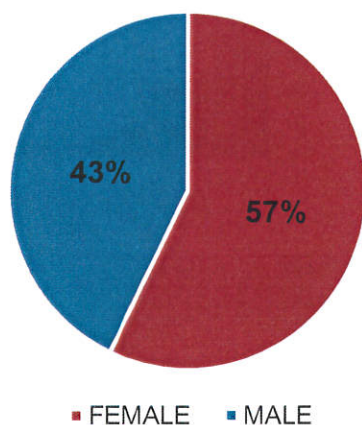
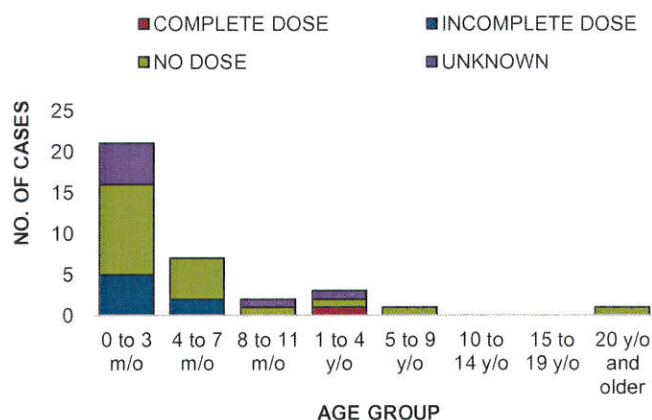


FIGURE 6. VACCINATION STATUS OF  
CONFIRMED PERTUSSIS CASES BY AGE GROUP,  
PHILIPPINES, JANUARY 1 – JULY 22, 2017 (n=35)



## PERTUSSIS CLUSTERS

No new pertussis clusters identified.





January 1 – July 22, 2017

Epidemiology Bureau  
Public Health Surveillance Division

**Standard Case Definition of Pertussis**

• **Clinical Case:**

- A person with a cough lasting at least 2 weeks with at least one of the following:
  - paroxysms (i.e. fits) of coughing
  - inspiratory "whooping"
  - post-tussive vomiting (i.e. vomiting immediately after coughing)
  - without other apparent cause

**Case classification**

• **Clinically-confirmed case:**

- A case that meets the clinical case definition but is not laboratory confirmed.


• **Probable case:**

- Meets the clinical case definition, is not laboratory confirmed, and is not epidemiologically linked to a laboratory-confirmed case.


• **Laboratory-confirmed case:**

- A case of acute cough illness of any duration with a positive culture for *B. pertussis*; OR
- A case that meets the clinical case definition and is confirmed by PCR; OR
- A case that meets the clinical definition and is epidemiologically linked directly to a case confirmed by either culture or PCR.


Editorial Board

  
IRMA L. ASUNCION, MD, MHA, CESO IV  
Director IV, Epidemiology Bureau

  
GENESIS MAY J. SAMONTE, MD, MSc, PHSAE  
OIC-Division Chief, PHSD

  
MARIEL A. DEJESA, MD, MPM  
Medical Officer IV, PHSD

  
JUNE CANTATA B. CORPUZ, RN  
Nurse III, PIDS National Coordinator

  
JEZZA JONAH D. CRUCENA, RN  
Nurse III, VPDS National Coordinator

ALLAN P. IGNACIO  
Statistician II, PHSD



January 1 – July 22, 2017

Epidemiology Bureau  
Public Health Surveillance Division

**ANNEX A. REPORTED PERTUSSIS CASES BY BARANGAY**

REPORTED PERTUSSIS CASES PHILIPPINES, JANUARY 1 - JULY 22, 2017 (N=159)					
REGION	PROVINCE	MUNCITY	BARANGAY	NO. OF CASES as of MW 1-28	NO. OF NEW CASES (MW29)
I	PANGASINAN	DAGUPAN CITY	PUGARO SUIT	1	0
		SAN JACINTO	SAN VICENTE		1
II	CAGAYAN	BAGGAAO	AGAMAN NORTE	3	0
		TUGUEGARAO CITY	PENGUE (PENGUE-RUYU)	1	0
			UNSPECIFIED	1	0
III	BATAAN	BALANGA CITY	SAN JOSE	1	0
		HERMOSA	ALMACEN	1	0
	BULACAN	SAN JOSE DEL MONTE CITY	SAPANG PALAY	1	0
	NUEVA ECIJA	SAN JOSE CITY	SIBUT	1	0
		ANGELES CITY	MALABANIAS	1	0
		APALIT	SAMPALOC	1	0
		ARAYAT	SAN AGUSTIN NORTE	1	0
		CANDABA	DALAYAP	1	0
		GUAGUA	SAN RAFAEL (DUCK ISLAND)	1	0
		LUBAO	CONCEPCION	1	0
		MABALACAT	DAPDAP	1	0
			MABIGA	1	0
			SANTA MARIA	1	0
		MEXICO	DIVISORIA	1	0
			PARIAN (POB.)	1	0
			DEL PILAR	1	0
		SAN FERNANDO CITY	QUEBIAUAN	1	0
			SANTO NIÑO	1	0
			LOURDES	1	0
	TARLAC	BAMBAN	SAN NICOLAS (POB.)	2	0
	ZAMBALES	SAN ANTONIO	BURGOS (POB.)	1	0
IV-A	BATANGAS	IBAAN	TULAY	1	0
		LIPA CITY	PUSIL	1	0
	CAVITE	BACOR	MOLINO IV	1	0
			ZAPOTE V	1	0
		DASMARIÑAS	LANGKAAN I	1	0
		GEN. MARIANO ALVAREZ	BARANGAY 2 POBLACION	1	0
			GAVINO MADERAN	1	0
		MAGALLANES	BENDITA I	1	0
			URDANETA	1	0
		MENDEZ	ASIS I	1	0
			ASIS III	1	0
		SILANG	BILUSO	1	0
		TANZA	PARADAHAN I	1	0
		TRECE MARTIRES CITY	CABUCO	1	0
	LAGUNA	CABUYAO	MAMATID	1	0
		PANGIL	SULIB	1	0
		SAN PABLO CITY	CONCEPCION	1	0
		SAN PEDRO	MAGSAYSAY	1	0
		SANTA ROSA	APLAYA	1	0
	QUEZON	LUCBAN	UNSPECIFIED	1	0
		LUCENA CITY	BARANGAY 8 (POB.)	1	0
			IBABANG DUPAY	1	0
			IBABANG IYAM	2	0
			ILAYANG IYAM	1	0
			MAYAO KANLURAN	1	0





January 1 – July 22, 2017

Epidemiology Bureau  
 Public Health Surveillance Division

ANNEX A. REPORTED PERTUSSIS CASES BY BARANGAY, *continuation*

REPORTED PERTUSSIS CASES PHILIPPINES, JANUARY 1 - JULY 22, 2017 (N=159)					
REGION	PROVINCE	MUNCITY	BARANGAY	NO. OF CASES as of MW 1-28	NO. OF NEW CASES (MW29)
IV-A	QUEZON	MULANAY	BARANGAY 4 (POB.)	1	0
		PAGBILAO	BARANGAY 1 CASTILLO (POB.)	1	0
			IKIRIN	1	0
		SAN NARCISO	WHITE CLIFF	1	0
		SARIAYA	MAMALA II	1	0
		TIAONG	LALIG	1	0
	RIZAL	ANTIPOLO CITY	SAN JOSE (POB.)	1	0
			SAN ROQUE (POB.)	1	0
		CAINTA	SAN ISIDRO	1	0
			SANTA ROSA	1	0
		RODRIGUEZ	SAN ISIDRO	2	0
V	MASBATE	MILAGROS	SANTA ANA	1	0
			SILANGAN	2	0
VII	CEBU	CEBU CITY	MOISES R. ESPINOSA	1	0
			MAMBALING	1	0
		DUMANJUG	PARDO (POB.)	1	0
			PAWA	1	0
		MANDAUE CITY	CANDUMAN	1	0
			MAGUIKAY	1	0
		NAGA	INAYAGAN	1	0
		SAN FRANCISCO	CONSUELO	1	0
VIII	LEYTE	TABUELAN	TABUNOK	1	0
		TALISAY CITY	SAN ROQUE	1	0
X	BUKIDNON	TACLOBAN CITY	BARANGAY 74	1	0
		KALILANGAN	MALINAO	1	0
		LIBONA	SAN JOSE	1	0
		MALAYBALAY CITY	SILAE	1	0
XI	LANAO DEL NORTE	ILIGAN CITY	TUBOD	1	0
	DAVAO DEL NORTE	CARMEN	SANTO NIÑO	1	0
		TALAINGOD	DAGOHOY	1	0
	DAVAO DEL SUR	DAVAO CITY	BARANGAY 2-A (POB.)	1	0
			BARANGAY 20-B (POB.)	1	0
			BARANGAY 23-C (POB.)	1	0
			BUCANA	1	0
			BUHANGIN (POB.)	1	0
			COMMUNAL	1	0
			DACUDAO	1	0
			MA-A	1	0
			MATINA APLAYA	1	0
			PAMPANGA	1	0
			SASA	5	0
			TORIL (POB.)	1	0
		PADADA	ALMENDRAS (POB.)	1	0
		SANTA CRUZ	ZONE III (POB.)	1	0
	DAVAO ORIENTAL	GOVERNOR GENEROSO	DON AURELIO CHICOTE	1	0
			PUNDAGUITAN	1	0
			TIBANBAN	1	0
			LUPON	1	0
XII	NORTH COTABATO	M'LANG	DON MARIANO MARCOS	1	0
	SOUTH COTABATO	NORALA	BAGONTAPAY	1	0
		POBLACION	POBLACION	1	0
	SULTAN KUDARAT	TANTANGAN	POBLACION	1	0
		COLUMBIO	POBLACION	1	0



January 1 – July 22, 2017

Epidemiology Bureau  
 Public Health Surveillance Division

ANNEX A. REPORTED PERTUSSIS CASES BY BARANGAY, *continuation*

REPORTED PERTUSSIS CASES PHILIPPINES, JANUARY 1 - JULY 22, 2017 (N=159)					
REGION	PROVINCE	MUNCITY	BARANGAY	NO. OF CASES as of MW 1-28	NO. OF NEW CASES (MW29)
ARMM	LANAO DEL SUR	BAYANG	CADINGILAN OCCIDENTAL	1	0
	SULU	JOLO	BUS-BUS	1	0
CAR	BENGUET	LA TRINIDAD	LUBAS	1	0
			POBLACION	0	1
			TAWANG	2	0
NCR	METRO MANILA	CALOOCAN CITY	BAGONG BARRIO	1	0
			BARANGAY 65	1	0
			BARANGAY 96	1	0
			BARANGAY 161	1	0
			BARANGAY 164	1	0
			BARANGAY 178	1	0
		LAS PIÑAS CITY	PULANG LUPA UNO	1	0
		MAKATI CITY	COMEMBO	1	0
		MANDALUYONG CITY	ADDITION HILLS	1	0
		MANILA	BARANGAY 579	1	0
			BARANGAY 669	1	0
			BARANGAY 773	1	0
			BARANGAY 91	0	1
		NAVOTAS	NORTH BAY BLVD., SOUTH	1	0
			SAN ROQUE	1	0
		PARAÑAQUE CITY	SAN DIONISIO	1	0
		PASIG CITY	BAGONG ILOG	1	0
		QUEZON CITY	ALICIA	1	0
			BAESA	1	0
			BAGONG PAG-ASA	1	0
			BAHAY TORO	1	0
			BATASAN HILLS	1	1
			COMMONWEALTH	0	1
			HOLY SPIRIT	1	0
			MARILAG	1	0
			NORTH FAIRVIEW	1	0
			OBRERO	1	0
			OLD BALARA	1	0
			PASONG TAMO	1	0
			PAYATAS	2	0
			PAYATAS B	1	0
			PINYAHAN	0	1
			SAN ROQUE	1	0
			SAUYO	1	0
			TANDANG SORA	1	0
TATALON	1		0		
NIR	NEGROS OCCIDENTAL	BACOLOD CITY	GRANADA	1	0
			VILLAMONTE	1	0
PHILIPPINES				153	6