



January 1 – July 15, 2017

Epidemiology Bureau
Public Health Surveillance Division

TABLE 1. SUMMARY OF CASES

VPD	2017		2016		% Change Reported	% Change Confirmed
	Reported	Confirmed	Reported	Confirmed		
Pertussis	153	34	180	20	↓ -15.00	↑ 70.00

PERTUSSIS CASES

A total of **153** pertussis cases were reported nationwide from January 1 to July 15, 2017. This is **15% lower** than last year (180 cases). Among the reported cases of pertussis, **34 (22.22%) cases were confirmed** and **119 (77.78%) were suspected cases**. Figure 1 presents the trend of pertussis cases by case classification and morbidity week.

Most of the reported cases were from the following regions: **Region IV-A** with 41 cases (26.80%), **NCR** with 34 cases (22.22%), **Region XI** with 24 cases (15.69%) as presented in Figure 2.

FIGURE 1. REPORTED PERTUSSIS CASES BY CASE CLASSIFICATION AND MORBIDITY WEEK, PHILIPPINES, JANUARY 1 – JULY 15, 2017 (N=153)

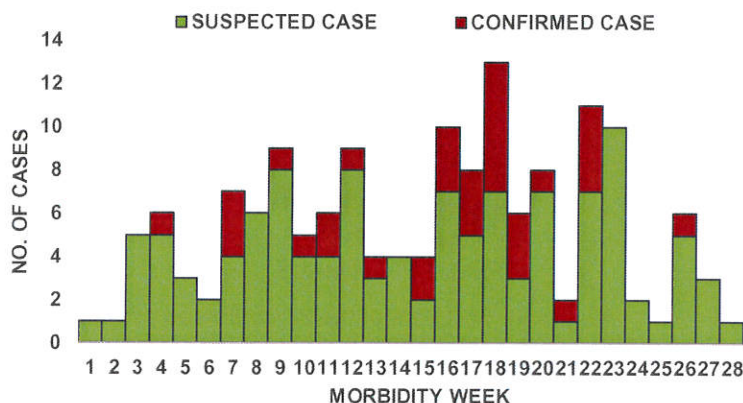


FIGURE 2. REPORTED PERTUSSIS CASES BY CASE CLASSIFICATION AND REGION, PHILIPPINES, JANUARY 1 – JULY 15, 2017 (N=153)

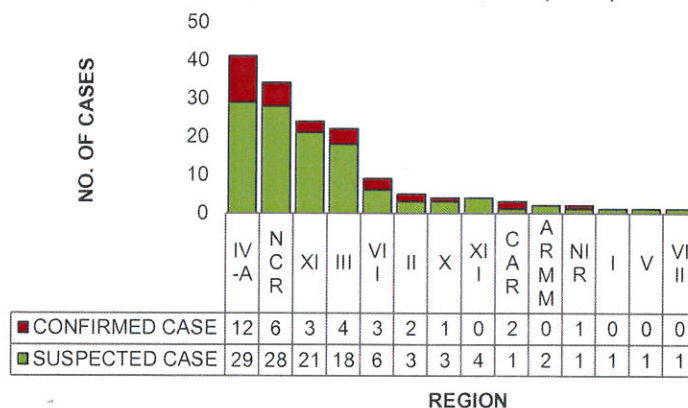


FIGURE 3. REPORTED PERTUSSIS CASES BY SEX, PHILIPPINES, JANUARY 1 – JULY 15, 2017 (N=153)

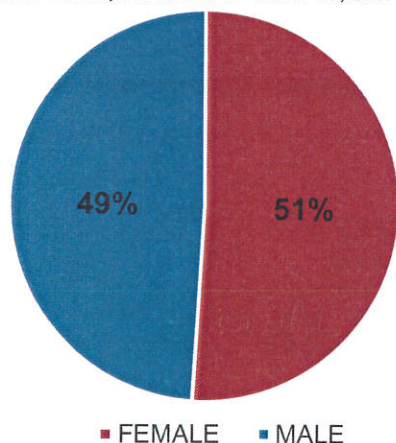
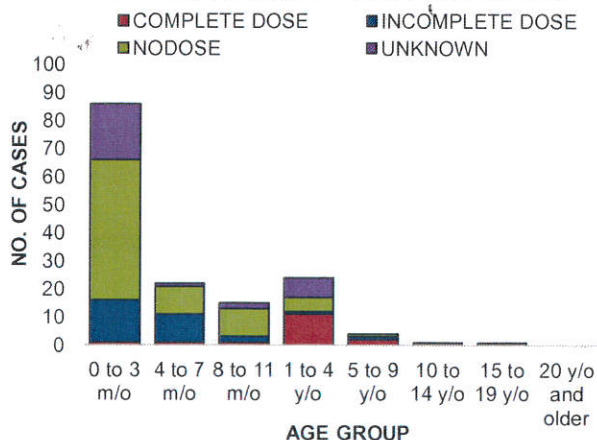


FIGURE 4. VACCINATION STATUS OF REPORTED PERTUSSIS CASES BY AGE GROUP, PHILIPPINES, JANUARY 1 – JULY 15, 2017 (N=153)



see Annex A for case distribution by barangay

TABLE 2. DEATHS AMONG REPORTED PERTUSSIS CASES BY REGION AND CASE CLASSIFICATION, PHILIPPINES, JANUARY 1 – JULY 15, 2017 (n=8)

REGION	DEATHS			
	CONFIRMED	SUSPECTED	Total Deaths	CFR%
III	0	2	2	9.09
IV-A	1	3	4	9.76
NCR	2	0	2	5.88
PHILIPPINES	3	5	8	5.23



January 1 – July 15, 2017

Epidemiology Bureau
Public Health Surveillance Division

Seventy eight (51%) out of the 153 reported pertussis were female (Figure 3). Majority of the reported pertussis cases belonged to 0 to 3 months old age group (86, 56.21%). More than half (78, 50.98%) of the cases did not receive any DPT dose. Thirty (19.61%) cases have unknown immunization status and 29 (18.95%) cases have incomplete dose of DPT as shown in Figure 4. In Table 2, there were 8 deaths (CFR=5.23%). Of these, 3 were laboratory confirmed pertussis case and 5 were suspected pertussis cases.

FIGURE 5. CONFIRMED PERTUSSIS CASES BY SEX, PHILIPPINES, JANUARY 1 – JULY 15, 2017 (n=34)

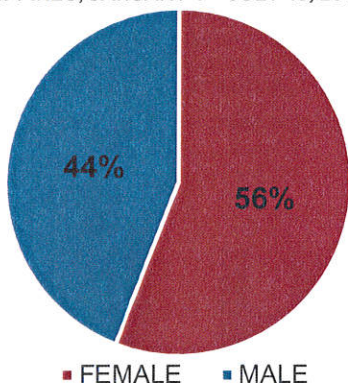
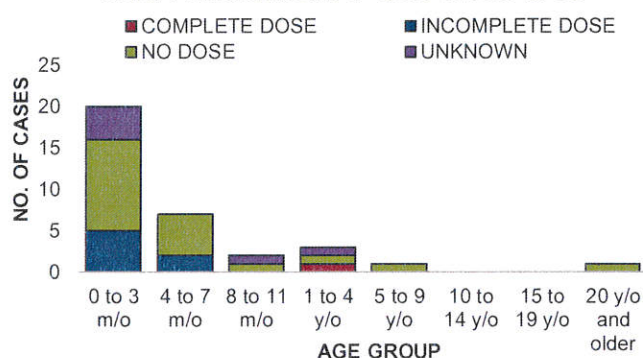


FIGURE 6. VACCINATION STATUS OF CONFIRMED PERTUSSIS CASES BY AGE GROUP, PHILIPPINES, JANUARY 1 – JULY 15, 2017 (n=34)



Nineteen (56%) out of the 34 confirmed pertussis cases were female (Figure 5). Majority of the confirmed pertussis cases belonged to 0 to 3 months old age group (20, 58.82%). Twenty (58.82%) cases did not receive any dose of DPT while 7 (20.59%) cases received incomplete DPT dose and 6 (17.65%) cases have unknown immunization status. One (2.94%) received complete DPT dose as shown in Figure 6.

PERTUSSIS CLUSTERS

No new pertussis clusters identified.

Editorial Board

Irma L. Asuncion
IRMA L. ASUNCION, MD, MHA, CESO IV
Director IV, Epidemiology Bureau

Genesis May J. Samonte
GENESIS MAY J. SAMONTE, MD, MSc, PHSAE
OIC-Division Chief, PHSD

Mariel A. Dejesa
MARIEL A. DEJESA, MD, MPM
Medical Officer IV, PHSD

June Cantata B. Corpuz
JUNE CANTATA B. CORPUZ, RN
Nurse III, PIDSR National Coordinator

Jeza Jonah D. Crucena
JEZZA JONAH D. CRUCENA, RN
Nurse III, VPDS National Coordinator

Allan P. Ignacio
ALLAN P. IGNACIO
Statistician II, PHSD



January 1 – July 15, 2017

Epidemiology Bureau
 Public Health Surveillance Division

ANNEX A. REPORTED PERTUSSIS CASES BY BARANGAY

REPORTED PERTUSSIS CASES PHILIPPINES, JANUARY 1 - JULY 15, 2017 (N=153)					
REGION	PROVINCE	MUNCITY	BARANGAY	NO. OF CASES as of MW 1-27	NO. OF NEW CASES (MW28)
I	PANGASINAN	DAGUPAN CITY	PUGARO SUIT	1	0
II	CAGAYAN	BAGGAO	AGAMAN NORTE	3	0
		TUGUEGARAO CITY	PENGUE (PENGUE-RUYU)	1	0
			UNSPECIFIED	1	0
III	BATAAN	BALANGA CITY	SAN JOSE	1	0
		HERMOSA	ALMACEN	1	0
	BULACAN	SAN JOSE DEL MONTE CITY	SAPANG PALAY	1	0
	NUEVA ECIJA	SAN JOSE CITY	SIBUT	1	0
		ANGELES CITY	MALABANIAS	0	1
		APALIT	SAMPALOC	1	0
		ARAYAT	SAN AGUSTIN NORTE	1	0
		CANDABA	DALAYAP	1	0
		GUAGUA	SAN RAFAEL (DUCK ISLAND)	1	0
		LUBAO	CONCEPCION	0	1
		MABALACAT	DAPDAP	1	0
			MABIGA	1	0
			SANTA MARIA	1	0
		MEXICO	DIVISORIA	0	1
			PARIAN (POB.)	1	0
			DEL PILAR	1	0
		SAN FERNANDO CITY	QUEBIAUAN	1	0
			SANTO NIÑO	1	0
			LOURDES	1	0
	TARLAC	BAMBAN	SAN NICOLAS (POB.)	2	0
	ZAMBALES	SAN ANTONIO	BURGOS (POB.)	1	0
IV-A	BATANGAS	IBAAN	TULAY	1	0
		LIPA CITY	PUSIL	1	0
		BACOR	MOLINO IV	1	0
	CAVITE		ZAPOTE V	1	0
		DASMARIÑAS	LANGKAAN I	1	0
		GEN. MARIANO ALVAREZ	BARANGAY 2 POBLACION	1	0
			GAVINO MADERAN	1	0
		MAGALLANES	BENDITA I	1	0
			URDANETA	1	0
		MENDEZ	ASIS I	1	0
			ASIS III	1	0
		SILANG	BILUSO	1	0
		TANZ	PARADAHAN I	1	0
		TRECE MARTIRES CITY	CABUCO	1	0
	LAGUNA	CABUYAO	MAMATID	1	0
		PANGIL	SULIB	1	0
		SAN PABLO CITY	CONCEPCION	0	1
		SAN PEDRO	MAGSAYSAY	1	0
		SANTA ROSA	APLAYA	1	0
	QUEZON	LUCBAN	UNSPECIFIED	1	0
		LUCENA CITY	BARANGAY 8 (POB.)	1	0
			IBABANG DUPAY	1	0
			IBABANG IYAM	2	0
			ILAYANG IYAM	1	0
			MAYAO KANLURAN	1	0



January 1 – July 15, 2017

Epidemiology Bureau
Public Health Surveillance Division

ANNEX A. REPORTED PERTUSSIS CASES BY BARANGAY, continuation

REPORTED PERTUSSIS CASES PHILIPPINES, JANUARY 1 - JULY 15, 2017 (N=153)					
REGION	PROVINCE	MUNCITY	BARANGAY	NO. OF CASES as of MW 1-27	NO. OF NEW CASES (MW28)
IV-A	QUEZON	MULANAY	BARANGAY 4 (POB.)	1	0
		PAGBILAO	BARANGAY 1 CASTILLO (POB.)	1	0
			IKIRIN	1	0
		SAN NARCISO	WHITE CLIFF	1	0
		SARIAYA	MAMALA II	1	0
		TIAONG	LALIG	1	0
	RIZAL	ANTIPOLO CITY	SAN JOSE (POB.)	1	0
			SAN ROQUE (POB.)	1	0
		CAINTA	SAN ISIDRO	1	0
		RODRIGUEZ	SANTA ROSA	1	0
			SAN ISIDRO	2	0
V	MASBATE	MILAGROS	SANTA ANA	1	0
			SILANGAN	2	0
VII	CEBU	CEBU CITY	MOISES R. ESPINOSA	1	0
			MAMBALING	1	0
		DUMANJUG	PARDO (POB.)	0	1
			PAWA	1	0
		MANDAUE CITY	CANDUMAN	1	0
			MAGUIKAY	1	0
		NAGA	INAYAGAN	0	1
		SAN FRANCISCO	CONSUELO	1	0
VIII	LEYTE	TABUELAN	TABUNOK	1	0
		TALISAY CITY	SAN ROQUE	1	0
X	BUKIDNON	TACLOBAN CITY	BARANGAY 74	1	0
		KALILANGAN	MALINAO	1	0
		LIBONA	SAN JOSE	1	0
		MALAYBALAY CITY	SILAE	1	0
XI	LANAO DEL NORTE	ILIGAN CITY	TUBOD	1	0
	DAVAO DEL NORTE	CARMEN	SANTO NIÑO	1	0
			TALAINGOD	1	0
	DAVAO DEL SUR	DAVAO CITY	BARANGAY 2-A (POB.)	1	0
			BARANGAY 20-B (POB.)	1	0
			BARANGAY 23-C (POB.)	1	0
			BUCANA	1	0
			BUHANGIN (POB.)	1	0
			COMMUNAL	1	0
			DACUDAO	1	0
			MA-A	0	1
			MATINA APLAYA	0	1
			PAMPANGA	0	1
			SASA	5	0
			TORIL (POB.)	1	0
	DAVAO ORIENTAL	GOVERNOR GENEROSO	ALMENDRAS (POB.)	1	0
			ZONE III (POB.)	1	0
			DON AURELIO CHICOTE	1	0
			PUNDAGUITAN	1	0
XII	NORTH COTABATO	LUPON	TIBANBAN	1	0
			DON MARIANO MARCOS	1	0
	SOUTH COTABATO	M'LANG	BAGONTAPAY	1	0
		NORALA	POBLACION	1	0
	SULTAN KUDARAT	TANTANGAN	POBLACION	1	0
		COLUMBIO	POBLACION	1	0



January 1 – July 15, 2017

Epidemiology Bureau
 Public Health Surveillance Division

ANNEX A. REPORTED PERTUSSIS CASES BY BARANGAY, continuation

REPORTED PERTUSSIS CASES PHILIPPINES, JANUARY 1 - JULY 15, 2017 (N=153)						
REGION	PROVINCE	MUNCITY	BARANGAY	NO. OF CASES as of MW 1-27	NO. OF NEW CASES (MW28)	
ARMM	LANAO DEL SUR	BAYANG	CADINGILAN OCCIDENTAL	1	0	
	SULU	JOLO	BUS-BUS	0	1	
CAR	BENGUET	LA TRINIDAD	LUBAS	1	0	
			TAWANG	2	0	
NCR	METRO MANILA	CALOOCAN CITY	BAGONG BARRIO	1	0	
			BARANGAY 65	1	0	
			BARANGAY 96	1	0	
			BARANGAY 161	1	0	
			BARANGAY 164	1	0	
			BARANGAY 178	1	0	
		LAS PIÑAS CITY	PULANG LUPA UNO	1	0	
		MAKATI CITY	COMEMBO	1	0	
		MANDALUYONG CITY	ADDITION HILLS	1	0	
		MANILA	BARANGAY 579	1	0	
			BARANGAY 669	1	0	
			BARANGAY 773	1	0	
		NAVOTAS	NORTH BAY BLVD., SOUTH	1	0	
			SAN ROQUE	1	0	
		PARAÑAQUE CITY	SAN DIONISIO	1	0	
		PASIG CITY	BAGONG ILOG	1	0	
		QUEZON CITY	ALICIA	1	0	
			BAESA	1	0	
			BAGONG PAG-ASA	1	0	
			BAHAY TORO	1	0	
			BATASAN HILLS	1	0	
			HOLY SPIRIT	0	1	
			MARILAG	1	0	
			NORTH FAIRVIEW	1	0	
			OBRERO	1	0	
			OLD BALARA	1	0	
			PASONG TAMO	1	0	
			PAYATAS	2	0	
			PAYATAS B	1	0	
			SAN ROQUE	1	0	
			SAUYO	1	0	
			TANDANG SORA	1	0	
				TATALON	1	0
			NIR	NEGROS OCCIDENTAL	BACOLOD CITY	GRANADA
VILLAMONTE	1	0				
PHILIPPINES				142	11	